


5403 m.

MONSTER ENERGY GRAND PRIX ČESKÉ REPUBLIKY

Qualifying Nr. 1

Classification

17

	Rider	Nation	Team	Motorcycle	Time	Lap Total	Gap	Top Speed
1	25 Maverick VIÑALES	SPA	Movistar Yamaha MotoGP	YAMAHA	1'55.538	5 7		311.5
2	42 Alex RINS	SPA	Team SUZUKI ECSTAR	SUZUKI	1'55.852	6 7	0.314 0.314	307.6
3	21 Franco MORBIDELLI	ITA	EG 0,0 Marc VDS	HONDA	1'56.029	6 7	0.491 0.177	308.3
4	19 Alvaro BAUTISTA	SPA	Angel Nieto Team	DUCATI	1'56.031	6 6	0.493 0.002	311.1
5	38 Bradley SMITH	GBR	Red Bull KTM Factory Racing	KTM	1'56.218	6 6	0.680 0.187	307.1
6	55 Hafizh SYAHRIN	MAL	Monster Yamaha Tech 3	YAMAHA	1'56.285	5 6	0.747 0.067	307.3
7	43 Jack MILLER	AUS	Alma Pramac Racing	DUCATI	1'56.316	2 5	0.778 0.031	308.2
8	6 Stefan BRADL	GER	HRC Honda Team	HONDA	1'56.330	7 7	0.792 0.014	309.7
9	44 Po ESPARGARO	SPA	Red Bull KTM Factory Racing	KTM	1'56.353	6 7	0.815 0.023	311.0
10	30 Takaaki NAKAGAMI	JPN	LCR Honda IDEMITSU	HONDA	1'56.512	7 7	0.974 0.159	304.8
11	50 Sylvain GUINTOLI	FRA	Team SUZUKI ECSTAR	SUZUKI	1'57.037	6 7	1.499 0.525	308.3
12	12 Thomas LUTHI	SWI	EG 0,0 Marc VDS	HONDA	1'57.208	6 7	1.670 0.171	306.0
13	17 Karel ABRAHAM	CZE	Angel Nieto Team	DUCATI	1'57.217	2 5	1.679 0.009	308.6
14	41 Aleix ESPARGARO	SPA	Aprilia Racing Team Gresini	APRILIA	1'57.250	2 4	1.712 0.033	309.0
15	45 Scott REDDING	GBR	Aprilia Racing Team Gresini	APRILIA	1'57.438	5 6	1.900 0.188	304.2
16	10 Xavier SIMEON	BEL	Reale Avintia Racing	DUCATI	1'58.048	3 7	2.510 0.610	307.9

Practice condition: Dry

Air: 32°

Humidity: 34%

Ground: 49°

Fastest Lap:	Lap: 5	Maverick VIÑALES	1'55.538	168.3 Km/h
Circuit Record Lap:	2014	Dani PEDROSA	1'56.027	167.6 Km/h
Circuit Best Lap:	2016	Marc MARQUEZ	1'54.596	169.7 Km/h

The results are provisional until the end of the limit for protest and appeals.

Time limit for protest expires 30' after publication of the results - Time:

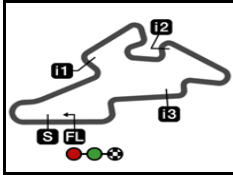
These data/results cannot be reproduced, stored and/or transmitted in whole or in part by any manner of electronic, mechanical, photocopying, recording, broadcasting or otherwise now known or herein after developed without the previous express consent by the copyright owner, except for reproduction in daily press and regular printed publications on sale to the public within 60 days of the event related to those data/results and always provided that copyright symbol appears together as follows below.

© DORNA, 2018

Official MotoGP Timing by TISSOT
www.motogp.com

Brno, Saturday, August 04, 2018





5403 m.

MONSTER ENERGY GRAND PRIX ČESKÉ REPUBLIKY

Qualifying Nr. 1

Top Speed & Average

18



Rider	Nation	Motorcycle	Top 5 speeds					Average	Top
25 Maverick VIÑALES	SPA	YAMAHA	311.5	308.8	308.5	307.3	307.2	308.7	311.5
19 Alvaro BAUTISTA	SPA	DUCATI	311.1	310.1	308.4	307.4	306.4	308.7	311.1
44 Pol ESPARGARO	SPA	KTM	311.0	311.0	309.8	309.0	295.0	307.2	311.0
6 Stefan BRADL	GER	HONDA	309.7	308.3	307.0	305.6	305.1	307.1	309.7
41 Aleix ESPARGARO	SPA	APRILIA	309.0	308.6	306.9			308.2	309.0
17 Karel ABRAHAM	CZE	DUCATI	308.6	307.3	305.6	305.2		306.7	308.6
21 Franco MORBIDELLI	ITA	HONDA	308.3	306.2	304.5	303.7	289.2	302.4	308.3
50 Sylvain GUINTOLI	FRA	SUZUKI	308.3	307.7	306.9	306.2	302.6	306.3	308.3
43 Jack MILLER	AUS	DUCATI	308.2	305.8	303.8	299.4		304.3	308.2
10 Xavier SIMEON	BEL	DUCATI	307.9	306.2	304.8	303.9	297.3	304.0	307.9
42 Alex RINS	SPA	SUZUKI	307.6	307.0	306.8	306.2	305.8	306.7	307.6
55 Hafizh SYAHRIN	MAL	YAMAHA	307.3	306.2	305.8	303.1		305.6	307.3
38 Bradley SMITH	GBR	KTM	307.1	307.0	305.9	305.9	290.7	303.3	307.1
12 Thomas LUTHI	SWI	HONDA	306.0	303.2	303.2	302.0	300.6	303.0	306.0
30 Takaaki NAKAGAMI	JPN	HONDA	304.8	304.7	304.6	302.9	302.7	303.9	304.8
45 Scott REDDING	GBR	APRILIA	304.2	303.7	302.5	300.1	299.2	301.9	304.2

These data/results cannot be reproduced, stored and/or transmitted in whole or in part by any manner of electronic, mechanical, photocopying, recording, broadcasting or otherwise now known or herein after developed without the previous express consent by the copyright owner, except for reproduction in daily press and regular printed publications on sale to the public within 60 days of the event related to those data/results and always provided that copyright symbol appears together as follows below.

© DORNA, 2018

Official MotoGP Timing by TISSOT
www.motogp.com



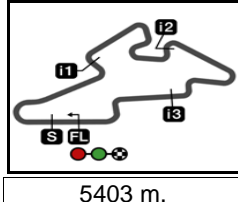
Brno, Saturday, August 04, 2018

MONSTER ENERGY GRAND PRIX ČESKÉ REPUBLIKY

Qualifying Nr. 1

Chronological Analysis of Performances

19



5403 m.

* Lap / Sector time cancelled

T1 Time from finish line to 1st intermediate

T3 Time from 2nd intermed. to 3rd intermed.

P Crossing the finish line in pit lane

T2 Time from 1st intermed. to 2nd intermed.

T4 Time from 3rd intermediate to finish line

**Tyre data subject to further updates

Lap	Lap Time	T1	T2	T3	T4	Speed	Lap	Lap Time	T1	T2	T3	T4	Speed		
1st	25	Maverick VIÑALES YAMAHA SPA						4th	19	Alvaro BAUTISTA DUCATI SPA					
		Movistar Yamaha MotoGP								Angel Nieto Team					
		Runs=2		Total laps=7		Full laps=3			Runs=2		Total laps=7		Full laps=3		
Run #	1	Front Tyre	Slick-Medium	Rear Tyre	Slick-Soft		Run #	1	Front Tyre	Slick-Hard	Rear Tyre	Slick-Soft			
		New Tyre		New Tyre					New Tyre		New Tyre				
1	3'02.322	31.218	37.733	36.217	19.733		1	2'37.054	38.008	46.375	34.823	19.609			
2	1'56.109	29.600	35.090	32.118	19.301	308.8	2	1'56.405	29.568	35.188	32.208	19.441	310.1		
3	2'00.750 P	29.538	36.544	32.663	22.005	311.5	3	1'56.258	29.528	35.100	32.288	19.342	311.1		
		3 Laps at start		New Tyre			4	2'02.529 P	30.773	36.453	32.994	22.309	308.4		
Run #	2	Front Tyre	Slick-Medium	Rear Tyre	Slick-Soft		Run #	2	Front Tyre	Slick-Hard	Rear Tyre	Slick-Soft			
		New Tyre		New Tyre					New Tyre		New Tyre				
4	3'33.562	34.612	37.186	32.143	19.383		5	2'59.897	30.422	35.304	32.225	19.418			
5	1'55.538	29.504	34.990	31.851	19.193	307.3	6	1'56.031	29.502	35.057	32.155	19.317	307.4		
6	1'57.551	29.357	34.998	31.951	21.245	308.5		unfinished	29.522	35.021		306.4			
7	2'07.398 P	29.566	38.070	35.266	24.496	307.2									
2nd	42	Alex RINS SUZUKI SPA						5th	38	Bradley SMITH KTM GBR					
		Team SUZUKI ECSTAR								Red Bull KTM Factory Racing					
		Runs=2		Total laps=7		Full laps=4			Runs=2		Total laps=7		Full laps=3		
Run #	1	Front Tyre	Slick-Medium	Rear Tyre	Slick-Hard		Run #	1	Front Tyre	Slick-Medium	Rear Tyre	Slick-Soft			
		New Tyre		New Tyre					New Tyre		New Tyre				
1	3'25.025	32.289	36.707	32.733	19.646		1	2'49.748	36.808	38.064	33.778	19.811			
2	1'56.548	29.653	35.364	32.134	19.397	306.2	2	1'56.846	29.931	35.293	32.185	19.437	305.9		
3	1'56.181	29.552	35.232	32.031	19.366	307.0	3	1'56.543	29.716	35.152	32.225	19.450	307.1		
4	2'00.799 P	30.626	36.305	32.544	21.324	305.8	4	2'03.914 P	31.934	36.693	33.742	21.545	290.7		
		4 Laps at start		New Tyre			Run #	2	Front Tyre	Slick-Medium	Rear Tyre	Slick-Soft			
Run #	2	Front Tyre	Slick-Medium	Rear Tyre	Slick-Soft				New Tyre		New Tyre				
5	3'03.471	31.948	37.111	33.265	22.856		5	3'49.685	35.816	36.876	32.906	19.522			
6	1'55.852	29.524	35.134	31.904	19.290	306.8	6	1'56.218	29.755	35.067	31.949	19.447	305.9		
7	1'56.321	29.472	35.063	32.401	19.385	307.6		unfinished	29.640			307.0			
3rd	21	Franco MORBIDELLI HONDA ITA						6th	55	Hafizh SYAHRIN YAMAHA MAL					
		EG 0,0 Marc VDS								Monster Yamaha Tech 3					
		Runs=2		Total laps=7		Full laps=4			Runs=2		Total laps=6		Full laps=3		
Run #	1	Front Tyre	Slick-Hard	Rear Tyre	Slick-Soft		Run #	1	Front Tyre	Slick-Hard	Rear Tyre	Slick-Soft			
		New Tyre		New Tyre					New Tyre		New Tyre				
1	2'35.611	37.451	40.056	38.763	19.689		1	2'42.094	34.920	37.485	36.239	20.458			
2	1'56.463	29.663	35.235	32.194	19.371	306.2	2	1'56.579	29.848	35.234	32.071	19.426	306.2		
3	1'56.479	29.642	35.189	32.164	19.484	308.3	3	2'01.262 P	29.565	36.127	33.480	22.090	307.3		
4	2'09.378 P	32.481	37.976	35.104	23.817	289.2	Run #	2	Front Tyre	Slick-Hard <th>Rear Tyre</th> <th>Slick-Soft</th> <td></td>	Rear Tyre	Slick-Soft			
		4 Laps at start		New Tyre					New Tyre		New Tyre				
Run #	2	Front Tyre	Slick-Hard	Rear Tyre	Slick-Soft		4	4'37.842	32.709	35.973	32.166	19.452			
5	4'17.667	33.868	36.541	32.177	19.402		5	1'56.285	29.672	35.032	32.012	19.569	305.8		
6	1'56.029	29.532	35.005	32.004	19.488	304.5	6	1'57.089	29.890	35.345	32.187	19.667	303.1		
7	2'13.058	34.789	41.420	35.614	21.235	303.7									

Fastest Lap: Maverick VIÑALES Movistar Yamaha Mot SPA **1'55.538** 29.504 34.990 31.851 19.193

These data/results cannot be reproduced, stored and/or transmitted in whole or in part by any manner of electronic, mechanical, photocopying, recording, broadcasting or otherwise now known or herein after developed without the previous express consent by the copyright owner, except for reproduction in daily press and regular printed publications on sale to the public within 60 days of the event related to those data/results and always provided that copyright symbol appears together as follows below.
© DORNA, 2018



Qualifying Nr. 1**MotoGP**

Lap	Lap Time	T1	T2	T3	T4	Speed	Lap	Lap Time	T1	T2	T3	T4	Speed
7th	43	Jack MILLER Alma Pramac Racing		DUCATI		AUS	6	1'57.026	29.942	35.473	32.103	19.508	304.7
							7	1'56.512	29.677	35.290	32.108	19.437	304.6
Runs=2 Total laps=6 Full laps=2							11th 50 Sylvain GUINTOLI Team SUZUKI ECSTAR SUZUKI FRA						
Run #	1	Front Tyre	Slick-Hard	Rear Tyre	Slick-Soft		Run #	1	Front Tyre	Slick-Medium	Rear Tyre	Slick-Soft	
			New Tyre		New Tyre					New Tyre		New Tyre	
1	2'08.610	30.934	36.314	32.979	19.773		1	2'33.296	34.870	37.704	36.532	21.477	
2	1'56.316	29.755	35.147	31.998	19.416	305.8	2	1'57.271	29.755	35.462	32.454	19.600	306.9
3	1'56.349	29.578	35.223	32.091	19.457	308.2	3	1'57.566	29.817	35.478	32.584	19.687	308.3
4	2'05.708 P	31.704	37.402	33.957	22.645	299.4	4	2'10.627 P	35.905	36.761	34.224	23.737	302.6
Run #	2	Front Tyre	Slick-Hard	Rear Tyre	Slick-Soft		Run #	2	Front Tyre	Slick-Medium	Rear Tyre	Slick-Soft	
			4 Laps at start		New Tyre					4 Laps at start		New Tyre	
5	3'08.901	30.982	35.808	32.567	19.567		5	3'44.973	35.566	37.481	34.339	24.387	
unfinished		29.415	35.005			303.8	6	1'57.037	29.799	35.318	32.296	19.624	307.7
							7	2'02.216	29.927	36.956	34.504	20.829	306.2
Runs=2 Total laps=7 Full laps=4							12th 12 Thomas LUTHI EG 0,0 Marc VDS HONDA SWI						
Run #	1	Front Tyre	Slick-Hard	Rear Tyre	Slick-Soft		Run #	1	Front Tyre	Slick-Hard	Rear Tyre	Slick-Soft	
			New Tyre		New Tyre					New Tyre		New Tyre	
1	2'37.779	31.658	44.586	49.237	21.447		1	2'38.341	32.953	37.814	39.056	21.298	
2	1'57.027	29.860	35.380	32.275	19.512	305.6	2	1'58.298	30.114	35.748	32.670	19.766	300.6
3	1'57.236	29.755	35.752	32.297	19.432	309.7	3	2'11.359 P	31.406	39.268	37.882	22.803	306.0
4	2'04.598 P	31.019	36.683	33.765	23.131	305.1	Run #	2	Front Tyre	Slick-Hard	Rear Tyre	Slick-Soft	
Run #	2	Front Tyre	Slick-Hard	Rear Tyre	Slick-Soft					3 Laps at start		New Tyre	
			4 Laps at start		New Tyre		4	3'59.543 *	31.909	36.570	33.823	20.707*	
5	3'42.646	34.551	36.365	33.867	27.772		5	1'57.289	29.986	35.276	32.405	19.622	302.0
6	1'56.501	29.635	35.202	32.158	19.506	307.0	6	1'57.208	29.893	35.338	32.309	19.668	303.2
7	1'56.330	29.598	35.171	32.129	19.432	308.3	7	1'57.543	29.940	35.322	32.522	19.759	303.2
Runs=2 Total laps=7 Full laps=3							13th 17 Karel ABRAHAM Angel Nieto Team DUCATI CZE						
Run #	1	Front Tyre	Slick-Medium	Rear Tyre	Slick-Soft		Run #	1	Front Tyre	Slick-Hard	Rear Tyre	Slick-Soft	
			New Tyre		New Tyre					New Tyre		New Tyre	
1	2'40.957	37.514	40.304	44.611	21.873		1	2'37.438	32.115	44.865	48.478	22.489	
2	2'02.776	31.836	38.197	33.030	19.713	311.0	2	1'57.217	29.936	35.319	32.433	19.529	307.3
3	1'57.209	29.725	35.537	32.340	19.607	311.0	3	1'58.080	29.751	35.761	32.849	19.719	308.6
4	2'06.424 P	32.790	38.578	33.536	21.520	295.0	4	2'02.454 P	30.649	36.505	33.790	21.510	305.2
Run #	2	Front Tyre	Slick-Medium	Rear Tyre	Slick-Soft		Run #	2	Front Tyre	Slick-Hard	Rear Tyre	Slick-Soft	
			4 Laps at start		New Tyre					4 Laps at start		New Tyre	
5	3'36.054	30.295	35.787	32.690	20.790		5	3'44.568	45.204	45.835	33.183	28.467	
6	1'56.353	29.532	35.191	32.044	19.586	309.8	unfinished		29.860				305.6
7	2'10.993 P	29.632	42.860	35.902	22.599	309.0	Runs=2 Total laps=6 Full laps=2						
Runs=2 Total laps=7 Full laps=4							14th 41 Aleix ESPARGARO Aprilia Racing Team Gresini APRILIA SPA						
Run #	1	Front Tyre	Slick-Hard	Rear Tyre	Slick-Soft		Run #	1	Front Tyre	Slick-Medium	Rear Tyre	Slick-Soft	
			New Tyre		New Tyre					New Tyre		New Tyre	
1	2'32.675	32.712	37.523	33.166	19.625		1	3'00.228	30.770	36.810	34.128	20.013	
2	1'56.902	29.772	35.332	32.215	19.583	302.9	2	1'57.250	29.871	35.383	32.409	19.587	306.9
3	1'56.564	29.648	35.228	32.207	19.481	304.8	3	2'07.985 P	31.863	37.661	33.913	24.548	308.6
4	2'09.334 P	32.228	39.676	33.583	23.847	302.7	Runs=2 Total laps=5 Full laps=1						
Run #	2	Front Tyre	Slick-Hard	Rear Tyre	Slick-Soft		Run #	1	Front Tyre	Slick-Medium	Rear Tyre	Slick-Soft	
			4 Laps at start		New Tyre					New Tyre		New Tyre	
5	3'44.733	35.720	36.710	33.788	27.497								

Fastest Lap: Maverick VIÑALES	Movistar Yamaha Mot	SPA	1'55.538	29.504	34.990	31.851	19.193
--------------------------------------	---------------------	-----	-----------------	--------	--------	--------	--------

These data/results cannot be reproduced, stored and/or transmitted in whole or in part by any manner of electronic, mechanical, photocopying, recording, broadcasting or otherwise now known or herein after developed without the previous express consent by the copyright owner, except for reproduction in daily press and regular printed publications on sale to the public within 60 days of the event related to those data/results and always provided that copyright symbol appears together as follows below.
© DORNA, 2018



Qualifying Nr. 1

MotoGP

Lap	Lap Time	T1	T2	T3	T4	Speed	Lap	Lap Time	T1	T2	T3	T4	Speed
Run # 2	<i>Front Tyre</i> Slick-Medium		<i>Rear Tyre</i> Slick-Soft										
3 Laps at start													
4	3'27.684	32.986	37.181	32.245	19.460								
	unfinished	29.565				309.0							

15th 45 **Scott REDDING** APRILIA GBR
Aprilia Racing Team Gresini
Runs=2 Total laps=7 Full laps=5

Run #	1	<i>Front Tyre</i> Slick-Hard		<i>Rear Tyre</i> Slick-Soft	
New Tyre					
1	2'39.820	32.576	38.579	43.628	23.933
2	2'01.970	33.243	36.341	32.592	19.794
	unfinished				303.7
					304.2

Run #	2	<i>Front Tyre</i> Slick-Medium		<i>Rear Tyre</i> Slick-Soft	
New Tyre					
3	2'13.284 *	33.231*	35.921	42.647	21.485
4	1'58.052	30.061	35.587	32.580	19.824
5	1'57.438	29.797	35.361	32.506	19.774
6	2'24.441	41.809	43.297	36.453	22.882
					300.1

16th 10 **Xavier SIMEON** DUCATI BEL
Reale Avintia Racing
Runs=2 Total laps=7 Full laps=3

Run #	1	<i>Front Tyre</i> Slick-Medium		<i>Rear Tyre</i> Slick-Soft	
New Tyre					
1	2'24.979	33.548	37.466	33.212	19.878
2	1'58.382	30.152	35.839	32.672	19.719
3	1'58.048	30.025	35.643	32.619	19.761
4	2'08.660 P	34.024	36.711	34.284	23.641
					303.9

Run #	2	<i>Front Tyre</i> Slick-Medium		<i>Rear Tyre</i> Slick-Soft	
4 Laps at start					
New Tyre					
5	3'50.410	40.096	36.509	33.860	27.426
6	1'58.812	30.330	36.331	32.484	19.667
7	2'10.520 P	30.073	40.365	35.398	24.684
					306.2

Fastest Lap: Maverick VIÑALES Movistar Yamaha Mot SPA **1'55.538** 29.504 34.990 31.851 19.193

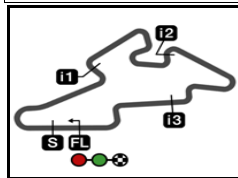
These data/results cannot be reproduced, stored and/or transmitted in whole or in part by any manner of electronic, mechanical, photocopying, recording, broadcasting or otherwise now known or herein after developed without the previous express consent by the copyright owner, except for reproduction in daily press and regular printed publications on sale to the public within 60 days of the event related to those data/results and always provided that copyright symbol appears together as follows below.
© DORNA, 2018

Official MotoGP Timing by TISSOT
www.motogp.com

Brno, Saturday, August 04, 2018

Page 3 of 3





5403 m.

MONSTER ENERGY GRAND PRIX ČESKÉ REPUBLIKY

After the Qualifying Nr. 1

Event Best Maximum Speed



Rider	Nation Team	Motorcycle	Km/h	
4 Andrea DOVIZIOSO	ITA Ducati Team	DUCATI	314.5	Free Practice Nr. 3
53 Tito RABAT	SPA Reale Avintia Racing	DUCATI	313.0	Free Practice Nr. 2
99 Jorge LORENZO	SPA Ducati Team	DUCATI	312.2	Free Practice Nr. 3
6 Stefan BRADL	GER HRC Honda Team	HONDA	311.8	Free Practice Nr. 1
35 Cal CRUTCHLOW	GBR LCR Honda CASTROL	HONDA	311.6	Free Practice Nr. 2
9 Danilo PETRUCCI	ITA Alma Pramac Racing	DUCATI	311.5	Free Practice Nr. 1
25 Maverick VIÑALES	SPA Movistar Yamaha MotoGP	YAMAHA	311.5	Qualifying Nr. 1
26 Dani PEDROSA	SPA Repsol Honda Team	HONDA	311.5	Free Practice Nr. 3
19 Alvaro BAUTISTA	SPA Angel Nieto Team	DUCATI	311.1	Qualifying Nr. 1
44 Po ESPARGARO	SPA Red Bull KTM Factory Racing	KTM	311.0	Qualifying Nr. 1
93 Marc MARQUEZ	SPA Repsol Honda Team	HONDA	310.9	Free Practice Nr. 4
41 Aleix ESPARGARO	SPA Aprilia Racing Team Gresini	APRILIA	310.0	Free Practice Nr. 3
43 Jack MILLER	AUS Alma Pramac Racing	DUCATI	309.9	Free Practice Nr. 2
46 Valentino ROSSI	ITA Movistar Yamaha MotoGP	YAMAHA	309.5	Free Practice Nr. 3
17 Karel ABRAHAM	CZE Angel Nieto Team	DUCATI	309.4	Free Practice Nr. 2
42 Alex RINS	SPA Team SUZUKI ECSTAR	SUZUKI	309.3	Free Practice Nr. 2
10 Xavier SIMEON	BEL Reale Avintia Racing	DUCATI	309.1	Free Practice Nr. 3
38 Bradley SMITH	GBR Red Bull KTM Factory Racing	KTM	308.9	Free Practice Nr. 2
50 Sylvain GUINTOLI	FRA Team SUZUKI ECSTAR	SUZUKI	308.3	Qualifying Nr. 1
21 Franco MORBIDELLI	ITA EG 0,0 Marc VDS	HONDA	308.3	Qualifying Nr. 1
55 Hafizh SYAHRIN	MAL Monster Yamaha Tech 3	YAMAHA	308.2	Free Practice Nr. 2
5 Johann ZARCO	FRA Monster Yamaha Tech 3	YAMAHA	307.4	Free Practice Nr. 2
30 Takaaki NAKAGAMI	JPN LCR Honda IDEMITSU	HONDA	306.9	Free Practice Nr. 2
29 Andrea IANNONE	ITA Team SUZUKI ECSTAR	SUZUKI	306.9	Free Practice Nr. 3
12 Thomas LUTHI	SWI EG 0,0 Marc VDS	HONDA	306.0	Qualifying Nr. 1
45 Scott REDDING	GBR Aprilia Racing Team Gresini	APRILIA	305.4	Free Practice Nr. 3

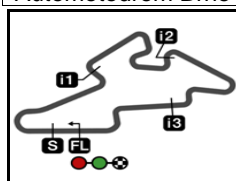
These data/results cannot be reproduced, stored and/or transmitted in whole or in part by any manner of electronic, mechanical, photocopying, recording, broadcasting or otherwise now known or herein after developed without the previous express consent by the copyright owner, except for reproduction in daily press and regular printed publications on sale to the public within 60 days of the event related to those data/results and always provided that copyright symbol appears together as follows below.

© DORNA, 2018

Official MotoGP Timing by TISSOT
www.motogp.com

Brno, Saturday, August 04, 2018





5403 m.

MONSTER ENERGY GRAND PRIX ČESKÉ REPUBLIKY

Qualifying Nr. 1

Best Partial Times

MotoGP™

IT Ideal Lap Time, sum of the best partial times

BT Best Lap Time

T1		T2		T3		T4				IT	BT	
Pos	Rider	Time	Rider	Time	Rider	Time	Rider	Time	Pos	Rider	IT	BT
1	M.VIÑALES	29.357	M.VIÑALES	34.990	M.VIÑALES	31.851	M.VIÑALES	19.193	1	M.VIÑALES	1'55.391	1'55.538 (1)
2	J.MILLER	29.415	F.MORBIDELLI	35.005	A.RINS	31.904	A.RINS	19.290	2	A.RINS	1'55.729	1'55.852 (2)
3	A.RINS	29.472	J.MILLER	35.005	B.SMITH	31.949	A.BAUTISTA	19.317	3	J.MILLER	1'55.834	1'56.316 (7)
4	A.BAUTISTA	29.502	A.BAUTISTA	35.021	J.MILLER	31.998	F.MORBIDELLI	19.371	4	F.MORBIDELLI	1'55.912	1'56.029 (3)
5	F.MORBIDELLI	29.532	H.SYHRIN	35.032	F.MORBIDELLI	32.004	J.MILLER	19.416	5	A.BAUTISTA	1'55.995	1'56.031 (4)
6	P.ESPARGARO	29.532	A.RINS	35.063	H.SYHRIN	32.012	H.SYHRIN	19.426	6	H.SYHRIN	1'56.035	1'56.285 (6)
7	A.ESPARGARO	29.565	B.SMITH	35.067	P.ESPARGARO	32.044	S.BRADL	19.432	7	B.SMITH	1'56.093	1'56.218 (5)
8	H.SYHRIN	29.565	S.BRADL	35.171	T.NAKAGAMI	32.103	T.NAKAGAMI	19.437	8	S.BRADL	1'56.330	1'56.330 (8)
9	S.BRADL	29.598	P.ESPARGARO	35.191	S.BRADL	32.129	B.SMITH	19.437	9	P.ESPARGAR	1'56.353	1'56.353 (9)
10	B.SMITH	29.640	T.NAKAGAMI	35.228	A.BAUTISTA	32.155	A.ESPARGARO	19.460	10	T.NAKAGAMI	1'56.416	1'56.512 (10)
11	T.NAKAGAMI	29.648	T.LUTHI	35.276	A.ESPARGARO	32.245	K.ABRAHAM	19.529	11	A.ESPARGAR	1'56.653	1'57.250 (14)
12	K.ABRAHAM	29.751	S.GUINTOLI	35.318	S.GUINTOLI	32.296	P.ESPARGARO	19.586	12	S.GUINTOLI	1'56.969	1'57.037 (11)
13	S.GUINTOLI	29.755	K.ABRAHAM	35.319	T.LUTHI	32.309	S.GUINTOLI	19.600	13	K.ABRAHAM	1'57.032	1'57.217 (13)
14	S.REDDING	29.797	S.REDDING	35.361	K.ABRAHAM	32.433	T.LUTHI	19.622	14	T.LUTHI	1'57.100	1'57.208 (12)
15	T.LUTHI	29.893	A.ESPARGARO	35.383	X.SIMEON	32.484	X.SIMEON	19.667	15	S.REDDING	1'57.438	1'57.438 (15)
16	X.SIMEON	30.025	X.SIMEON	35.643	S.REDDING	32.506	S.REDDING	19.774	16	X.SIMEON	1'57.819	1'58.048 (16)


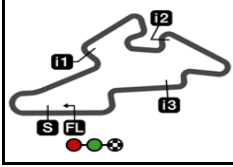
These data/results cannot be reproduced, stored and/or transmitted in whole or in part by any manner of electronic, mechanical, photocopying, recording, broadcasting or otherwise now known or herein after developed without the previous express consent by the copyright owner, except for reproduction in daily press and regular printed publications on sale to the public within 60 days of the event related to those data/results and always provided that copyright symbol appears together as follows below.

© DORNA, 2018

Official MotoGP Timing by TISSOT
www.motogp.com




Automotodrom Brno

Results and timing service provided by **MotoGP™**

5403 m.

MONSTER ENERGY GRAND PRIX ČESKÉ REPUBLIKY**Qualifying Nr. 1****Fastest Laps Sequence**

<i>Practice Time</i>	 <i>Rider</i>	<i>Nation</i>	<i>Motorcycle</i>	<i>Time</i>	<i>Km/h</i>	<i>Rider's Lap</i>
4'04.926	43 Jack MILLER	AUS	DUCATI	1'56.316	167.2	2
4'58.431	25 Maverick VIÑALES	SPA	YAMAHA	1'56.109	167.5	2
12'28.281	25 Maverick VIÑALES	SPA	YAMAHA	1'55.538	168.3	5

These data/results cannot be reproduced, stored and/or transmitted in whole or in part by any manner of electronic, mechanical, photocopying, recording, broadcasting or otherwise now known or herein after developed without the previous express consent by the copyright owner, except for reproduction in daily press and regular printed publications on sale to the public within 60 days of the event related to those data/results and always provided that copyright symbol appears together as follows below.

© DORNA, 2018

Official MotoGP Timing by **TISSOT**
www.motogp.com

Brno, Saturday, August 04, 2018