


5077 m.

GRAN PREMIO MOVISTAR DE ARAGÓN

Free Practice Nr. 2

Classification

6

		Rider	Nation	Team	Motorcycle	Time	Lap Total	Gap	Top Speed
1	33	Enea BASTIANINI	ITA	Leopard Racing	HONDA	1'58.418	13 13		237.2
2	19	Gabriel RODRIGO	ARG	RBA BOE Skull Rider	KTM	1'58.653	14 14	0.235 0.235	233.7
3	8	Nicolo BULEGA	ITA	SKY Racing Team VR46	KTM	1'58.798	14 14	0.380 0.145	234.3
4	88	Jorge MARTIN	SPA	Del Conca Gresini Moto3	HONDA	1'58.804	14 15	0.386 0.006	226.7
5	23	Niccolò ANTONELLI	ITA	SIC58 Squadra Corse	HONDA	1'58.937	12 14	0.519 0.133	231.1
6	44	Aron CANET	SPA	Estrella Galicia 0,0	HONDA	1'58.963	12 12	0.545 0.026	231.4
7	48	Lorenzo DALLA PORTA	ITA	Leopard Racing	HONDA	1'59.003	13 13	0.585 0.040	236.2
8	22	Kazuki MASAKI	JPN	RBA BOE Skull Rider	KTM	1'59.127	12 12	0.709 0.124	232.8
9	12	Marco BEZZECCHI	ITA	Redox PruestelGP	KTM	1'59.287	10 15	0.869 0.160	230.8
10	17	John MCPHEE	GBR	CIP - Green Power	KTM	1'59.352	12 12	0.934 0.065	238.4
11	5	Jaume MASIA	SPA	Bester Capital Dubai	KTM	1'59.469	13 14	1.051 0.117	233.7
12	65	Philipp OETTL	GER	Sudmetal Schedl GP Racing	KTM	1'59.503	13 14	1.085 0.034	234.9
13	21	Fabio DI GIANNANTONIO	ITA	Del Conca Gresini Moto3	HONDA	1'59.561	11 11	1.143 0.058	228.3
14	75	Albert ARENAS	SPA	Angel Nieto Team Moto3	KTM	1'59.635	13 14	1.217 0.074	227.9
15	84	Jakub KORNFEIL	CZE	Redox PruestelGP	KTM	1'59.649	9 13	1.231 0.014	231.5
16	7	Adam NORRODIN	MAL	Petronas Sprinta Racing	HONDA	1'59.667	12 12	1.249 0.018	231.8
17	16	Andrea MIGNO	ITA	Angel Nieto Team Moto3	KTM	1'59.759	14 14	1.341 0.092	233.5
18	24	Tatsuki SUZUKI	JPN	SIC58 Squadra Corse	HONDA	1'59.857	8 15	1.439 0.098	230.7
19	14	Tony ARBOLINO	ITA	Marinelli Snipers Team	HONDA	1'59.903	14 14	1.485 0.046	235.0
20	25	Raul FERNANDEZ	SPA	Angel Nieto Team	KTM	2'00.113	14 15	1.695 0.210	232.2
21	42	Marcos RAMIREZ	SPA	Bester Capital Dubai	KTM	2'00.147	10 14	1.729 0.034	235.4
22	81	Stefano NEPA	ITA	CIP - Green Power	KTM	2'00.160	11 11	1.742 0.013	229.5
23	52	Jeremy ALCOBA	SPA	Junior Team Estrella Galicia 0,	HONDA	2'00.534	12 14	2.116 0.374	227.8
24	10	Dennis FOGGIA	ITA	SKY Racing Team VR46	KTM	2'00.648	7 14	2.230 0.114	234.4
25	40	Darryn BINDER	RSA	Red Bull KTM Ajo	KTM	2'00.670	11 12	2.252 0.022	232.0
26	72	Alonso LOPEZ	SPA	Estrella Galicia 0,0	HONDA	2'01.261	9 15	2.843 0.591	232.3
27	41	Nakarin ATIRATPHUVAP	THA	Honda Team Asia	HONDA	2'01.584	17 17	3.166 0.323	228.0
28	77	Vicente PEREZ	SPA	Reale Avintia Academy 77	KTM	2'01.797	2 14	3.379 0.213	230.8
29	27	Kaito TOBA	JPN	Honda Team Asia	HONDA	2'02.181	16 16	3.763 0.384	232.0

Practice condition: Dry

Air: 29°

Humidity: 42%

Ground: 44°

Fastest Lap:	Lap: 13	Enea BASTIANINI	1'58.418	154.3 Km/h
Circuit Record Lap:	2017	Fabio DI GIANNANTONIO	1'58.347	154.4 Km/h
Circuit Best Lap:	2015	Enea BASTIANINI	1'57.755	155.2 Km/h

The results are provisional until the end of the limit for protest and appeals.

Time limit for protest expires 30' after publication of the results - Time:

These data/results cannot be reproduced, stored and/or transmitted in whole or in part by any manner of electronic, mechanical, photocopying, recording, broadcasting or otherwise now known or herein after developed without the previous express consent by the copyright owner, except for reproduction in daily press and regular printed publications on sale to the public within 60 days of the event related to those data/results and always provided that copyright symbol appears together as follows below.

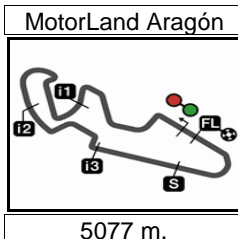
© DORNA, 2018

Official MotoGP Timing by TISSOT

www.motogp.com

Alcañiz, Friday, September 21, 2018






5077 m.

GRAN PREMIO MOVISTAR DE ARAGÓN

Free Practice Nr. 2

Combined Free Practice Times

7

	Rider	Nation	Team	MOTORCYCLE	FP1	FP2	Gap
1	33 E.BASTIANINI	ITA	Leopard Racing	HONDA	2'00.206 13	1'58.418 13	
2	19 G.RODRIGO	ARG	RBA BOE Skull Rider	KTM	1'59.434 12	1'58.653 14	0.235 0.235
3	8 N.BULEGA	ITA	SKY Racing Team VR46	KTM	2'00.216 13	1'58.798 14	0.380 0.145
4	88 J.MARTIN	SPA	Del Conca Gresini Moto3	HONDA	1'59.982 15	1'58.804 14	0.386 0.006
5	23 N.ANTONELLI	ITA	SIC58 Squadra Corse	HONDA	2'01.495 14	1'58.937 12	0.519 0.133
6	44 A.CANET	SPA	Estrella Galicia 0,0	HONDA	2'00.722 12	1'58.963 12	0.545 0.026
7	48 L.DALLA PORTA	ITA	Leopard Racing	HONDA	2'00.904 15	1'59.003 13	0.585 0.040
8	22 K.MASAKI	JPN	RBA BOE Skull Rider	KTM	2'00.163 14	1'59.127 12	0.709 0.124
9	84 J.KORNFEIL	CZE	Redox PruestelGP	KTM	1'59.206 13	1'59.649 9	0.788 0.079
10	12 M.BEZZECCHI	ITA	Redox PruestelGP	KTM	1'59.835 13	1'59.287 10	0.869 0.081
11	17 J.MCPHEE	GBR	CIP - Green Power	KTM	2'00.426 12	1'59.352 12	0.934 0.065
12	5 J.MASIA	SPA	Bester Capital Dubai	KTM	2'00.575 15	1'59.469 13	1.051 0.117
13	65 P.OETTL	GER	Sudmetal Schedl GP Racing	KTM	1'59.885 14	1'59.503 13	1.085 0.034
14	21 F.DI GIANNANTO	ITA	Del Conca Gresini Moto3	HONDA	2'01.982 8	1'59.561 11	1.143 0.058
15	75 A.ARENAS	SPA	Angel Nieto Team Moto3	KTM	2'00.341 15	1'59.635 13	1.217 0.074
16	7 A.NORRODIN	MAL	Petronas Sprinta Racing	HONDA	2'01.856 14	1'59.667 12	1.249 0.032
17	16 A.MIGNO	ITA	Angel Nieto Team Moto3	KTM	2'00.562 14	1'59.759 14	1.341 0.092
18	24 T.SUZUKI	JPN	SIC58 Squadra Corse	HONDA	2'01.923 13	1'59.857 8	1.439 0.098
19	14 T.ARBOLINO	ITA	Marinelli Snipers Team	HONDA	2'00.473 16	1'59.903 14	1.485 0.046
20	25 R.FERNANDEZ	SPA	Angel Nieto Team	KTM	2'00.666 15	2'00.113 14	1.695 0.210
21	42 M.RAMIREZ	SPA	Bester Capital Dubai	KTM	2'01.214 14	2'00.147 10	1.729 0.034
22	81 S.NEPA	ITA	CIP - Green Power	KTM	2'00.986 12	2'00.160 11	1.742 0.013
23	77 V.PEREZ	SPA	Reale Avintia Academy 77	KTM	2'00.190 15	2'01.797 2	1.772 0.030
24	10 D.FOGGIA	ITA	SKY Racing Team VR46	KTM	2'00.421 15	2'00.648 7	2.003 0.231
25	52 J.ALCOBA	SPA	Junior Team Estrella Galicia 0,0	HONDA	2'03.555 14	2'00.534 12	2.116 0.113
26	40 D.BINDER	RSA	Red Bull KTM Ajo	KTM	2'01.739 15	2'00.670 11	2.252 0.136
27	72 A.LOPEZ	SPA	Estrella Galicia 0,0	HONDA	2'01.942 6	2'01.261 9	2.843 0.591
28	41 N.ATIRATPHUVA	THA	Honda Team Asia	HONDA	2'02.160 17	2'01.584 17	3.166 0.323
29	27 K.TOBA	JPN	Honda Team Asia	HONDA	2'03.372 5	2'02.181 16	3.763 0.597

Pole Position Record:	2015	Enea BASTIANINI	1'57.755	155.2 Km/h
Circuit Record Lap:	2017	Fabio DI GIANNANTONIO	1'58.347	154.4 Km/h
Circuit Best Lap:	2015	Enea BASTIANINI	1'57.755	155.2 Km/h

The results are provisional until the end of the limit for protest and appeals.

Time limit for protest expires 60' after publication of the results - Mr. Time:

These data/results cannot be reproduced, stored and/or transmitted in whole or in part by any manner of electronic, mechanical, photocopying, recording, broadcasting or otherwise now known or herein after developed without the previous express consent by the copyright owner, except for reproduction in daily press and regular printed publications on sale to the public within 60 days of the event related to those data/results and always provided that copyright symbol appears together as follows below.

© DORNA, 2018

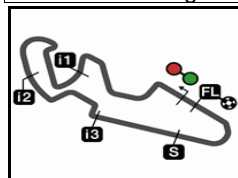
Official MotoGP Timing by TISSOT

www.motogp.com

Alcañiz, Friday, September 21, 2018







5077 m.

GRAN PREMIO MOVISTAR DE ARAGÓN

Free Practice Nr. 2

Top Speed & Average

8



Rider	Nation	Motorcycle	Top 5 speeds					Average	Top
17 John MCPHEE	GBR	KTM	238.4	229.2	229.2	226.0	225.7	229.7	238.4
33 Enea BASTIANINI	ITA	HONDA	237.2	232.0	229.2	227.8	226.6	230.6	237.2
48 Lorenzo DALLA PORTA	ITA	HONDA	236.2	232.3	231.9	230.9	230.4	232.3	236.2
42 Marcos RAMIREZ	SPA	KTM	235.4	229.7	229.2	229.0	227.7	230.2	235.4
14 Tony ARBOLINO	ITA	HONDA	235.0	234.7	232.2	231.8	231.6	233.1	235.0
65 Philipp OETTL	GER	KTM	234.9	228.5	227.7	227.4	227.3	228.9	234.9
10 Dennis FOGGIA	ITA	KTM	234.4	233.9	230.9	229.9	229.8	231.8	234.4
8 Nicolo BULEGA	ITA	KTM	234.3	232.4	232.4	229.6	229.1	231.6	234.3
19 Gabriel RODRIGO	ARG	KTM	233.7	233.6	232.8	232.3	229.7	232.4	233.7
5 Jaume MASIA	SPA	KTM	233.7	231.2	229.5	228.7	228.4	230.3	233.7
16 Andrea MIGNO	ITA	KTM	233.5	230.1	229.3	227.9	227.1	229.6	233.5
22 Kazuki MASAKI	JPN	KTM	232.8	228.7	226.6	226.6	225.8	228.1	232.8
72 Alonso LOPEZ	SPA	HONDA	232.3	227.6	226.1	225.7	225.4	227.4	232.3
25 Raul FERNANDEZ	SPA	KTM	232.2	231.4	230.7	229.9	229.6	230.6	232.2
27 Kaito TOBA	JPN	HONDA	232.0	231.5	227.1	226.6	226.5	228.7	232.0
40 Darryn BINDER	RSA	KTM	232.0	229.7	226.7	226.4	226.4	228.2	232.0
7 Adam NORRODIN	MAL	HONDA	231.8	230.9	230.0	229.6	229.4	230.3	231.8
84 Jakub KORNFEIL	CZE	KTM	231.5	230.7	230.6	229.7	228.4	230.2	231.5
44 Aron CANET	SPA	HONDA	231.4	228.4	228.2	226.4	225.3	227.9	231.4
23 Niccolò ANTONELLI	ITA	HONDA	231.1	230.2	229.8	229.0	228.8	229.8	231.1
77 Vicente PEREZ	SPA	KTM	230.8	229.6	228.4	228.2	228.1	228.9	230.8
12 Marco BEZZECCHI	ITA	KTM	230.8	230.5	230.2	229.2	228.4	229.8	230.8
24 Tatsuki SUZUKI	JPN	HONDA	230.7	229.1	228.9	228.6	227.5	229.0	230.7
81 Stefano NEPA	ITA	KTM	229.5	228.6	225.5	225.4	224.9	226.8	229.5
21 Fabio DI GIANNANTONIO	ITA	HONDA	228.3	227.5	226.7	225.3	224.8	226.2	228.3
41 Nakarin ATIRATPHUVAPAT	THA	HONDA	228.0	227.9	227.2	227.0	225.8	227.2	228.0
75 Albert ARENAS	SPA	KTM	227.9	227.2	226.7	226.5	226.1	226.9	227.9
52 Jeremy ALCOBA	SPA	HONDA	227.8	227.4	226.2	224.9	223.3	225.9	227.8
88 Jorge MARTIN	SPA	HONDA	226.7	225.9	225.3	225.3	225.0	225.5	226.7

These data/results cannot be reproduced, stored and/or transmitted in whole or in part by any manner of electronic, mechanical, photocopying, recording, broadcasting or otherwise now known or herein after developed without the previous express consent by the copyright owner, except for reproduction in daily press and regular printed publications on sale to the public within 60 days of the event related to those data/results and always provided that copyright symbol appears together as follows below.

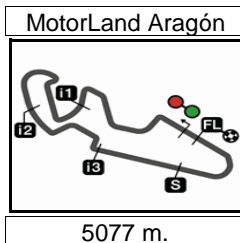
© DORNA, 2018

Official MotoGP Timing by TISSOT
www.motogp.com

 moto3



Alcañiz, Friday, September 21, 2018



GRAN PREMIO MOVISTAR DE ARAGÓN

Free Practice Nr. 2

Chronological Analysis of Performances

9

* Lap / Sector time cancelled T1 Time from finish line to 1st intermediate T3 Time from 2nd intermed. to 3rd intermed.
P Crossing the finish line in pit lane T2 Time from 1st intermed. to 2nd intermed. T4 Time from 3rd intermediate to finish line

Lap	Lap Time	T1	T2	T3	T4	Speed	Lap	Lap Time	T1	T2	T3	T4	Speed
1st 33 Enea BASTIANINI Leopard Racing ITA													
			Runs=3	Total laps=13	Full laps=8								
1	3'39.410	33.471	36.367	23.483	32.343	213.6	12	4'48.408	39.479	33.629	22.370	37.569	182.5
2	2'02.882	34.140	33.881	23.560	31.301	225.0	13	2'04.405	33.567	33.201	26.878	30.759	226.1
3	2'02.951	33.782	36.060	22.267	30.842	225.9	14	1'58.798	33.440	32.930	22.030	30.398	229.1
4	2'00.270	33.703	33.599	22.024	30.944	225.3							
5	2'00.550	33.838	33.614	22.104	30.994	224.1							
6	2'06.587 P	36.381	34.306	22.951	32.949	221.3							
7	9'58.611 *	39.114	34.490*	23.126	32.253	216.8							
8	1'59.204	33.557	33.210	21.698	30.739	226.6							
9	1'59.147	33.482	33.077	21.850	30.738	226.3							
10	1'59.050	33.583	33.181	21.719	30.567	229.2							
11	2'02.310 P	33.927	33.759	22.262	32.362	227.8							
12	6'18.888	30.090	33.762	22.482	30.486	232.0							
13	1'58.418	33.425	32.936	21.884	30.173	237.2							
4th 88 Jorge MARTIN Del Conca Gresini Mo SPA													
			Runs=3	Total laps=15	Full laps=9								
1	2'25.393	29.994	34.651	22.973	31.192	222.2							
2	2'00.639	33.917	33.565	22.204	30.953	223.8							
3	2'00.368	33.867	33.452	22.216	30.833	225.0							
4	2'00.201 *	33.683	33.493*	22.190	30.835	224.1							
5	2'00.275	33.808	33.392	22.101	30.974	224.1							
6	2'00.420	33.687	33.512	22.298	30.923	223.3							
7	2'00.113	33.660	33.433	22.123	30.897	222.9							
8	2'05.159 P	33.897	35.219	23.420	32.623	221.3							
9	9'10.973	30.021	34.277	22.535	31.118	222.7							
10	2'02.554	33.783	33.477	24.118	31.176	225.3							
11	2'00.861 P	33.857	33.497	22.205	31.302	225.0							
12	5'20.653	39.193	33.871	22.297	30.740	224.9							
13	1'59.079	33.433	33.114	21.957	30.575	225.3							
14	1'58.804	33.325	33.044	21.942	30.493	226.7							
15	1'58.893	33.320	33.001	21.864	30.708	225.9							
2nd 19 Gabriel RODRIGO RBA BOE Skull Rider ARG													
			Runs=2	Total laps=14	Full laps=10								
1	2'59.918	42.610	34.837	22.885	33.966	203.5							
2	2'01.658	34.291	33.818	22.380	31.169	225.5							
3	2'05.775	34.697	37.096	22.695	31.287	223.4							
4	2'12.674 *	33.805	33.902*	34.269	30.698	232.3							
5	1'59.662	33.619	33.439	22.040	30.564	229.7							
6	1'59.676	33.778	33.286	22.307	30.305	233.6							
7	2'00.353	33.770	33.390	22.206	30.987	225.1							
8	2'00.792	33.835	33.549	22.206	31.202	224.3							
9	2'09.779	39.608	36.129	22.651	31.391	222.7							
10	2'00.970	34.001	33.600	22.294	31.075	225.3							
11	2'08.048 P	34.059	33.565*	22.180	38.244	225.2							
12	12'26.062	42.909	34.889	29.018	33.048	182.6							
13	2'06.069	33.788	39.425	22.361	30.495	233.7							
14	1'58.653	33.266	32.901	22.064	30.422	232.8							
5th 23 Niccolò ANTONELL SIC58 Squadra Corse ITA													
			Runs=3	Total laps=14	Full laps=8								
1	3'02.448	34.040	35.990	23.064	31.215	225.0							
2	2'01.329	33.896	34.003	22.898	30.532	229.0							
3	2'01.169	34.173	33.645	22.531	30.820	226.3							
4	2'13.156	45.559	33.978	22.804	30.815	227.8							
5	2'00.644	33.823	33.726	22.192	30.903	224.7							
6	2'00.365 *	33.748	33.692	22.135	30.790*	228.3							
7	2'14.707 P	44.535	34.354	22.734	33.084	213.1							
8	8'41.348	38.782	34.010	22.453	31.150	223.4							
9	2'06.961	35.000	37.013	22.826	32.122	211.7							
10	2'01.370 P	33.973	33.601	22.518	31.278	228.8							
11	6'48.206	44.288	34.175	22.713	30.496	229.8							
12	1'58.937	33.525	33.113	21.943	30.356	231.1							
13	1'59.980	33.417	33.677	22.338	30.548	230.2							
14	1'59.583	33.628	33.414	21.921	30.620	227.9							
6th 44 Aron CANET Estrella Galicia 0,0 SPA													
			Runs=3	Total laps=12	Full laps=6								
1	3'05.617	30.921	34.591	22.867	31.071	224.4							
2	2'01.392 *	34.056	33.798*	22.609	30.929	225.3							
3	2'01.192	34.151	33.654	22.677	30.710	228.2							
4	2'12.157 P	41.120	34.297	23.052	33.688	216.0							
5	10'12.070	29.951	34.923	22.645	31.182	221.4							
Fastest Lap: Enea BASTIANINI Leopard Racing ITA 1'58.418 33.425 32.936 21.884 30.173													

These data/results cannot be reproduced, stored and/or transmitted in whole or in part by any manner of electronic, mechanical, photocopying, recording, broadcasting or otherwise now known or herein after developed without the previous express consent by the copyright owner, except for reproduction in daily press and regular printed publications on sale to the public within 60 days of the event related to those data/results and always provided that copyright symbol appears together as follows below.
© DORNA, 2018



Free Practice Nr. 2

Moto3

Lap	Lap Time	T1	T2	T3	T4	Speed	Lap	Lap Time	T1	T2	T3	T4	Speed
10th 17 John MCPHEE CIP - Green Power GBR							Runs=3 Total laps=12 Full laps=6						
1	3'38.589	34.225	33.736	22.330	31.006	222.7	1	3'38.589	38.786	36.403	23.449	31.956	220.4
2	2'01.107	34.085	33.603	22.421	30.998	225.0	2	2'04.498	34.865	34.712	23.524	31.397	224.8
3	2'04.140 P	33.985	33.870*	23.006	33.279	213.2	3	2'01.713	34.144	33.780	22.477	31.312	224.2
4	9'31.882	34.935	33.864	22.408	30.754	225.1	4	2'01.442 *	34.067	33.854*	22.428	31.093	226.0
5	1'59.725	33.554	33.307	22.225	30.639	231.4	5	2'00.921	33.868	33.640	22.330	31.083	223.8
6	1'59.399	33.328	33.531	21.990	30.550	226.4	6	2'05.793 P	34.634	34.868	23.598	32.693	225.7
7	1'58.963	33.418	33.135	21.995	30.415	228.4	7	11'48.014	29.790	34.468	22.768	31.580	224.6
7th 48 Lorenzo DALLA PO Leopard Racing ITA							Runs=3 Total laps=13 Full laps=8						
1	3'38.580	34.858	36.301	23.567	31.696	223.4	8	2'06.072	34.428	37.649	22.876	31.119	225.6
2	2'02.503	34.638	34.082	22.760	31.023	225.9	9	2'00.421	33.843	33.661	22.207	30.710	229.2
3	2'01.709	34.377	33.877	22.400	31.055	227.2	10	2'03.654 P	34.083	34.228	22.689	32.654	218.3
4	2'03.663	34.430	35.968	22.433	30.832	230.9	11	6'18.014	34.532	38.174	22.506	30.512	229.2
5	2'00.560	33.778	33.700	22.296	30.786	229.0	12	1'59.352	33.595	33.227	22.235	30.295	238.4
6	2'04.674 P	34.429	34.427	23.218	32.600	223.4	11th 5 Jaume MASIA Bester Capital Dubai SPA						
7	9'59.636	39.888	34.399	23.228	32.114	218.2	Runs=2 Total laps=14 Full laps=7						
8	1'59.815	33.671	33.363	22.037	30.744	229.4	1	2'33.866	31.554	35.001	23.270	31.271	225.0
9	1'59.575	33.589	33.330	21.942	30.714	228.7	2	2'02.438	34.329	34.222	22.674	31.213	226.6
10	1'59.583	33.613	33.276	21.978	30.716	230.4	3	2'01.869 *	34.093	33.980*	22.748	31.048	227.0
11	2'01.219 P	33.892	33.483	22.131	31.713	231.9	4	2'01.185 *	33.957	33.805	22.416	31.007*	226.6
12	6'18.462	29.757	33.751	22.660	30.357	232.3	5	2'04.074 P	34.199	34.087	22.852	32.936	222.1
13	1'59.003	33.473	33.192	21.996	30.342	236.2	6	14'19.962	31.715	34.596	23.455	31.094	225.3
8th 22 Kazuki MASAKI RBA BOE Skull Rider JPN							Runs=4 Total laps=12 Full laps=4						
1	2'28.471	29.493	34.398	22.726	31.206	223.6	7	2'00.792	33.956	33.645	22.335	30.856	226.1
2	2'02.881	34.208	34.072	22.876	31.725	222.8	8	2'00.254	33.745	33.479	22.223	30.807	226.7
3	2'02.214	34.338	34.054	22.641	31.181	224.9	9	2'00.127	33.757	33.505	22.202	30.663	229.5
4	2'09.867 P	34.322	34.115	28.487	32.943	224.5	10	2'00.146 *	33.772	33.432*	22.187	30.755	228.4
5	8'48.041 *	32.415	35.206*	23.114	31.564	219.4	11	2'06.738	39.968	33.895	22.420	30.455	231.2
6	2'01.772 *	34.344	33.932*	22.589	30.907	226.6	12	1'59.631	33.627	33.287	22.298	30.419	233.7
7	2'00.899	34.047	33.719	22.360	30.773	226.6	13	1'59.469	33.616	33.317	22.196	30.340	228.7
8	2'01.222 *	34.005	33.663*	22.464	31.090	228.7	14	2'10.705 P	38.639	35.166	23.631	33.269	219.2
9	2'02.770 P	34.032	33.683*	22.810	32.245	225.8	12th 65 Philipp OETTL Sudmetal Schedl GP GER						
10	8'18.148 P	38.223	35.731	22.625	33.640	195.7	Runs=3 Total laps=14 Full laps=6						
11	4'13.817 *	34.357	37.866*	22.732	30.971	223.4	1	2'04.730	30.261	34.950	23.127	31.132	226.3
12	1'59.127	33.617	33.228	22.049	30.233	232.8	2	2'03.074	34.855	34.257	22.898	31.064	226.3
9th 12 Marco BEZZECCHI Redox PruestelGP ITA							Runs=2 Total laps=15 Full laps=8						
1	3'00.339	33.147	35.382	22.939	31.333	224.7	3	2'02.291	34.519	34.153	22.721	30.898	227.3
2	2'01.219	33.971	33.925	22.409	30.914	230.5	4	2'02.000 *	34.273	34.155*	22.585	30.987	227.1
3	2'09.147 *	34.587	34.097*	29.805	30.658	228.0	5	2'01.625	34.128	33.910	22.496	31.091	226.0
4	2'01.447	34.130	34.115	22.313	30.889	229.2	6	2'06.903 P	35.390	35.406*	23.347	32.760	216.5
5	2'01.100 *	33.971	33.944*	22.264	30.921	225.2	7	9'50.674 *	32.157	33.780	22.394	30.848*	227.7
6	2'00.978	33.868	33.802	22.248	31.060	225.3	8	2'00.443	33.868	33.598	22.302	30.675	228.5
7	2'00.959	33.872	33.938	22.227	30.922	226.0	9	2'08.560 *	38.831	35.815	22.961	30.953*	227.3
8	2'10.308 P	34.138	40.012	22.947	33.211	223.2	10	2'00.705 *	33.896	33.598	22.365	30.846*	227.4
9	10'21.892	36.782	34.932	23.394	31.001	226.1	11	2'04.910 P	33.877	33.693	25.003	32.337	219.8
10	1'59.287	33.566	33.355	21.913	30.453	230.2	12	5'39.959	38.031	34.211	22.894	36.000	173.3
11	1'59.557 *	33.620	33.385	21.990	30.562*	227.6	13	1'59.503	33.582	33.394	21.979	30.548	227.2
12	2'12.196	44.504	34.563	22.480	30.649	228.3	14	2'04.971	38.471	33.584	22.551	30.365	234.9
13	2'09.574 *	33.871	33.656*	22.358	39.689	167.8	13th 21 Fabio DI GIANNANT Del Conca Gresini Mo ITA						
14	1'59.380	33.532	33.444	22.117	30.287	230.8	Runs=3 Total laps=11 Full laps=6						
15	2'00.507	34.110	33.438	22.242	30.717	228.4	1	2'15.322	30.344	35.287	22.675	31.470	222.5
							2	2'01.259	34.062	33.726	22.336	31.135	224.1
							3	2'00.853	33.920	33.530	22.235	31.168	224.8
							4	2'00.654	33.816	33.565	22.216	31.057	224.8
							5	2'00.802	33.818	33.658	22.198	31.128	224.3

Fastest Lap: Enea BASTIANINI Leopard Racing ITA **1'58.418** 33.425 32.936 21.884 30.173

These data/results cannot be reproduced, stored and/or transmitted in whole or in part by any manner of electronic, mechanical, photocopying, recording, broadcasting or otherwise now known or herein after developed without the previous express consent by the copyright owner, except for reproduction in daily press and regular printed publications on sale to the public within 60 days of the event related to those data/results and always provided that copyright symbol appears together as follows below.
© DORNA, 2018

Official MotoGP Timing by TISSOT
www.motogp.com

Alcañiz, Friday, September 21, 2018

Page 2 of 5



Free Practice Nr. 2

Moto3

Lap	Lap Time	T1	T2	T3	T4	Speed	Lap	Lap Time	T1	T2	T3	T4	Speed
14th 75 Albert ARENAS Angel Nieto Team Mot SPA							Runs=3 Total laps=14 Full laps=8						
1	3'01.869	33.437	35.362	22.948	31.181	227.9							
2	2'01.767 *	34.401	34.020	22.321	31.025*	225.5							
3	2'01.243	34.054	33.656	22.420	31.113	222.6							
4	2'10.580	42.833	34.262	22.541	30.944	226.7							
5	2'01.086	34.029	33.782	22.419	30.856	226.5							
6	2'01.131	33.884	33.903	22.519	30.825	226.1							
7	2'05.320 P	34.173	34.401	23.272	33.474	222.5							
8	8'28.986 *	41.112	34.785*	22.915	33.452	217.5							
9	2'00.731	34.004	33.534	22.235	30.958	225.4							
10	2'00.536	33.799	33.599	22.201	30.937	224.6							
11	2'04.612 P	33.963	33.824	22.762	34.063	215.4							
12	7'23.827	29.144	33.772	22.292	33.737	221.2							
13	1'59.635	33.576	33.326	22.066	30.667	226.0							
14	2'00.896	34.174	33.944	22.117	30.661	227.2							
15th 84 Jakub KORNFEL Redox PruestelGP CZE							Runs=3 Total laps=13 Full laps=6						
1	3'01.532	33.152	35.101	23.198	31.329	230.7							
2	2'03.462	34.280	34.088	24.244	30.850	231.5							
3	2'01.596	34.087	33.896	22.736	30.877	229.7							
4	2'10.496	34.241	42.119	22.956	31.180	226.6							
5	2'05.508	33.981	34.014	26.460	31.053	227.3							
6	2'01.870 *	34.050	33.968	22.748	31.104*	227.3							
7	2'10.475 P	37.032	36.406	23.463	33.574	225.3							
8	14'17.357 *	29.823	34.482*	22.376	31.421	220.8							
9	1'59.649	33.764	33.288	22.190	30.407	230.6							
10	2'24.649 P	33.724	33.618	39.279	38.028	200.8							
11	3'03.796	34.809	33.855	22.312	34.907	215.6							
12	2'01.532 *	33.733	33.615*	22.410	31.774	215.0							
13	1'59.941	33.564	33.376	22.399	30.602	228.4							
16th 7 Adam NORRODIN Petronas Sprinta Raci MAL							Runs=3 Total laps=12 Full laps=7						
1	3'11.662	29.894	34.626	22.952	30.859	227.0							
2	2'01.004	34.159	33.748	22.483	30.614	228.7							
3	2'00.369	33.825	33.475	22.586	30.483	229.4							
4	2'01.225	33.948	33.889	22.396	30.992	230.0							
5	2'00.870	33.986	33.839	22.415	30.630	230.9							
6	2'03.692 P	34.492	34.011	22.578	32.611	220.8							
7	11'56.086	35.650	34.213	22.485	30.989	224.8							
8	2'02.053	34.171	34.051	22.833	30.998	224.9							
9	2'01.274	34.063	33.774	22.609	30.828	225.4							
10	2'03.994 P	34.505	34.237	22.747	32.505	224.2							
11	6'49.047	38.502	35.033	22.535	30.593	229.6							
12	1'59.667	33.826	33.249	22.177	30.415	231.8							
17th 16 Andrea MIGNO Angel Nieto Team Mot ITA							Runs=3 Total laps=14 Full laps=8						
1	3'05.793	31.804	34.888	23.116	31.003	229.3							
2	2'01.354	34.058	33.867	22.569	30.860	227.9							
3	2'03.284	35.513	34.267	22.593	30.911	227.1							
4	2'01.432	33.988	33.957	22.255	31.232	225.6							
5	2'05.440	34.179	34.093	22.686	34.482	172.9							
6	2'03.885 P	33.799	33.651	22.809	33.626	219.1							
7	9'49.890	37.445	34.976	22.770	31.269	224.2							
8	2'01.711	34.237	33.785	22.446	31.243	224.6							
9	2'01.396 *	34.027	33.968*	22.330	31.071	225.1							
10	2'00.983	33.984	33.769	22.249	30.981	226.2							
11	2'02.761 P	34.031	34.159	22.601	31.970	226.3							
12	6'01.964	37.544	34.065	22.427	35.251	203.2							
13	2'04.920	37.140	33.962	23.099	30.719	230.1							
14	1'59.759	33.663	33.470	22.232	30.394	233.5							
18th 24 Tatsuki SUZUKI SIC58 Squadra Corse JPN							Runs=2 Total laps=15 Full laps=10						
1	3'00.764	36.228	34.951	23.090	31.131	227.0							
2	2'00.904	34.061	33.752	22.341	30.750	228.6							
3	2'05.296 *	34.385	34.466*	24.879	31.566	218.7							
4	2'01.798	34.035	34.134	22.498	31.131	223.5							
5	2'01.572	34.219	33.836	22.392	31.125	222.6							
6	2'13.074 P	34.793	34.597	24.654	39.030	188.9							
7	10'28.336	37.174	34.351	23.452	31.994	217.3							
8	1'59.857	33.761	33.393	22.065	30.638	226.8							
9	1'59.888	33.681	33.372	22.128	30.707	225.2							
10	2'00.345	33.771	33.504	22.361	30.709	228.9							
11	2'01.606 *	34.750	33.868*	22.252	30.736	227.5							
12	2'00.656	33.976	33.572	22.287	30.821	226.5							
13	2'12.783	37.909	34.153	22.395	38.326	168.6							
14	2'00.091	33.808	33.408	22.236	30.639	229.1							
15	2'01.298	34.641	33.460	22.589	30.608	230.7							
19th 14 Tony ARBOLINO Marinelli Snipers Tea ITA							Runs=3 Total laps=14 Full laps=6						
1	3'02.026	36.619	34.637	22.741	35.701	180.9							
2	2'01.518 *	34.078	34.075*	22.673	30.692	229.3							
3	2'01.346	34.274	33.565	22.925	30.582	231.6							
4	2'13.965	45.920	34.085	22.849	31.111	230.3							
5	2'00.294	34.048	33.578	22.124	30.544	231.8							
6	2'00.150	33.821	33.510	22.355	30.464	235.0							
7	2'09.141 P	37.080	35.315	23.462	33.284	223.2							
8	8'06.568 *	38.915	34.107*	22.988	31.946	222.0							
9	2'01.106 *	34.162	33.653*	22.242	31.049	227.9							
10	2'01.524	34.148	33.922	22.263	31.191	226.3							
11	2'08.811 P	35.989	35.354	23.835	33.633	219.9							
12	6'20.697	38.495	36.111	25.584	36.686	162.1							
13	2'01.187 *	33.663	34.783	22.298	30.443*	234.7							
14	1'59.903	33.487	33.400	22.531	30.485	232.2							
20th 25 Raul FERNANDEZ Angel Nieto Team SPA							Runs=3 Total laps=15 Full laps=10						
1	3'03.165	30.325	35.157	23.341	31.008	227.3							
2	2'02.620	34.606	34.378	22.842	30.794	229.9							

Fastest Lap: Enea BASTIANINI Leopard Racing ITA **1'58.418** 33.425 32.936 21.884 30.173

These data/results cannot be reproduced, stored and/or transmitted in whole or in part by any manner of electronic, mechanical, photocopying, recording, broadcasting or otherwise now known or herein after developed without the previous express consent by the copyright owner, except for reproduction in daily press and regular printed publications on sale to the public within 60 days of the event related to those data/results and always provided that copyright symbol appears together as follows below.
© DORNA, 2018



Free Practice Nr. 2

Moto3

Lap	Lap Time	T1	T2	T3	T4	Speed	Lap	Lap Time	T1	T2	T3	T4	Speed
3	2'01.491	34.292	34.057	22.694	30.448	231.4	10	2'00.674	33.920	33.500	22.105	31.149	222.3
4	2'13.661 P	34.249	34.882	32.322	32.208	229.6	11	2'02.975	35.665	33.659	22.634	31.017	223.3
5	8'51.447	30.128	34.330	22.791	30.905	223.8	12	2'00.534	33.728	33.478	22.237	31.091	224.9
6	2'01.526	34.259	33.807	22.495	30.965	223.9	13	2'00.706 *	33.770	33.664*	22.472	30.800	227.4
7	2'00.906	33.913	33.710	22.451	30.832	225.8	14	2'00.680	33.688	33.452	22.358	31.182	222.0
8	2'00.935	34.146	33.644	22.483	30.662	226.8							
9	2'05.579 P	34.255	36.485	23.146	31.693	229.1							
10	4'43.370	33.302	38.594	23.523	32.110	204.2							
11	2'00.178	33.911	33.480	22.278	30.509	229.6							
12	2'04.607	37.016	34.033	22.822	30.736	229.1							
13	2'00.698	33.918	33.668	22.649	30.463	229.1							
14	2'00.113	33.643	33.835	22.310	30.325	232.2							
15	2'01.808	33.640	33.945	23.704	30.519	230.7							

21st 42 Marcos RAMIREZ Bester Capital Dubai SPA

Runs=3	Total laps=14	Full laps=8				
1	3'00.891	35.102	35.136	23.602	30.877	229.2
2	2'01.762	34.369	34.129	22.433	30.831	229.7
3	2'08.601	34.167	33.761	28.352	32.321	224.5
4	2'01.078	34.243	33.709	22.416	30.710	235.4
5	2'01.149	34.089	33.779	22.378	30.903	229.0
6	2'04.535 P	33.988	34.948	22.872	32.727	226.2
7	9'54.545	40.061	35.713	22.951	30.970	225.4
8	2'00.653	34.125	33.453	22.299	30.776	225.1
9	2'05.910	33.753	38.725	22.465	30.967	225.6
10	2'00.147	33.862	33.368	22.266	30.651	227.0
11	2'03.559 P	34.374	34.012	22.859	32.314	227.0
12	5'44.787 *	38.340	38.970	23.406	30.774*	226.2
13	2'00.409 *	33.835	33.576	22.246	30.752*	227.7
14	2'00.357	33.834	33.498	22.246	30.779	227.0

22nd 81 Stefano NEPA CIP - Green Power ITA

Runs=3	Total laps=11	Full laps=6				
1	4'09.423	35.285	35.145	22.933	31.223	223.9
2	2'02.353	34.785	34.008	22.511	31.049	225.4
3	2'01.798	34.431	33.816	22.517	31.034	225.5
4	2'04.988 P	34.343	34.039	22.725	33.881	223.4
5	7'05.762	32.455	37.149	23.672	31.554	224.3
6	2'02.092	34.547	33.950	22.503	31.092	223.9
7	2'01.928	34.454	33.921	22.565	30.988	224.9
8	2'09.061 P	34.603	35.537	26.515	32.406	228.6
9	13'43.539	38.873	35.422	23.071	36.586	213.9
10	2'04.888	35.109	33.750	22.673	33.356	202.3
11	2'00.160	33.864	33.407	22.362	30.527	229.5

23rd 52 Jeremy ALCOBA Junior Team Estrella SPA

Runs=3	Total laps=14	Full laps=8				
1	3'08.344	31.073	35.172	23.018	31.318	222.2
2	2'02.782	34.536	34.060	22.974	31.212	226.2
3	2'02.565	34.581	34.010	22.985	30.989	227.8
4	2'03.408 P	34.250	34.108	22.742	32.308	222.4
5	7'46.116	29.466	34.047	22.520	31.605	217.4
6	2'01.537	34.175	33.689	22.269	31.404	217.5
7	2'01.397	34.101	33.652	22.321	31.323	218.0
8	2'02.512 P	34.023	33.774*	22.348	32.367	218.4
9	7'57.695 *	31.147	33.970*	22.358	31.154	220.7

24th 10 Dennis FOGGIA SKY Racing Team VR ITA

Runs=3	Total laps=14	Full laps=5				
1	3'01.075	30.310	34.722	23.205	30.640	234.4
2	2'00.837 *	34.281	33.797*	22.219	30.540	230.9
3	2'03.553 *	34.460	34.140*	23.852	31.101*	228.1
4	2'07.117 *	38.083	35.754*	22.565	30.715	233.9
5	2'01.107 *	33.936	33.888*	22.573	30.710	229.9
6	2'00.938	33.906	33.860	22.285	30.887	227.7
7	2'00.648	33.971	33.763	22.260	30.654	229.8
8	2'08.704 P	34.076	36.911	24.599	33.118	223.0
9	8'57.613 *	31.712	37.002	22.989	30.981*	227.9
10	2'01.492	34.153	33.896	22.402	31.041	225.3
11	2'04.821 P	34.759	34.371	22.858	32.833	223.5
12	6'30.427	32.839	37.762	22.772	31.130	224.9
13	2'01.327	34.135	33.972	22.349	30.871	227.2
14	2'00.770	33.909	33.717	22.329	30.815	226.0

25th 40 Darryn BINDER Red Bull KTM Ajo RSA

Runs=3	Total laps=12	Full laps=5				
1	3'10.127	29.423	34.602	22.960	31.208	224.2
2	2'01.714	34.216	33.812	22.677	31.009	226.7
3	2'00.978	34.133	33.755	22.318	30.772	226.4
4	2'00.922 *	34.056	33.627*	22.337	30.902	232.0
5	2'01.348	34.186	33.889	22.320	30.953	226.4
6	2'05.470 P	34.461	34.417*	22.657	33.935	217.0
7	9'41.032	38.265	34.937	22.974	31.672	222.4
8	2'02.683	34.618	34.121	22.637	31.307	222.1
9	2'06.450 P	34.278	34.083	23.045	35.044	218.3
10	8'55.472	42.137	34.942	27.290	34.646	178.2
11	2'00.670	33.961	33.551	22.272	30.886	225.6
12	2'01.310 *	34.370	33.609	22.590	30.741*	229.7

26th 72 Alonso LOPEZ Estrella Galicia 0,0 SPA

Runs=3	Total laps=15	Full laps=7				
1	2'25.583	29.439	34.673	23.085	31.036	225.7
2	2'01.684	34.199	33.897	22.469	31.119	223.8
3	2'01.587	34.187	33.842	22.387	31.171	224.1
4	2'01.330	33.986	33.798	22.399	31.147	222.4
5	2'01.398	34.223	33.722	22.314	31.139	222.1
6	2'06.796 P	35.623	34.887	23.554	32.732	210.1
7	6'51.560	30.981	35.270	22.811	31.366	220.5
8	2'01.488	34.487	33.701	22.348	30.952	226.1
9	2'01.261	34.090	33.674	22.372	31.125	225.4
10	2'02.951 *	34.304	34.217*	22.878	31.552	220.6
11	2'10.124 P	37.634	35.360	23.461	33.669	204.7
12	6'09.792	29.283	36.287	22.921	35.354	167.9
13	2'10.659 *	35.306	33.950	24.091	37.312*	170.8
14	2'01.965	34.106	33.535	23.756	30.568	227.6
15	2'00.384 *	33.798	33.474	22.477	30.635*	232.3

Fastest Lap: Enea BASTIANINI Leopard Racing ITA 1'58.418 33.425 32.936 21.884 30.173

These data/results cannot be reproduced, stored and/or transmitted in whole or in part by any manner of electronic, mechanical, photocopying, recording, broadcasting or otherwise now known or herein after developed without the previous express consent by the copyright owner, except for reproduction in daily press and regular printed publications on sale to the public within 60 days of the event related to those data/results and always provided that copyright symbol appears together as follows below.
© DORNA, 2018

Official MotoGP Timing by TISSOT
www.motogp.com

Alcañiz, Friday, September 21, 2018

Page 4 of 5



Free Practice Nr. 2

Moto3

Lap	Lap Time	T1	T2	T3	T4	Speed	Lap	Lap Time	T1	T2	T3	T4	Speed
27th	41	Nakariri ATIRATPH		Honda Team Asia		THA							
		Runs=2	Total laps=17	Full laps=10									
1	3'01.407	38.271	35.523	23.181	32.160	208.4							
2	2'02.674 *	34.618	34.161 *	22.911	30.984	227.2							
3	2'01.909	34.315	33.901	22.628	31.065	227.0							
4	2'14.221	34.784	34.306	34.054	31.077	227.9							
5	2'02.309	34.074	34.104	22.602	31.529	221.9							
6	2'02.636	34.368	34.306	22.548	31.414	224.3							
7	2'07.325	37.622	34.799	23.006	31.898	219.2							
8	2'04.569	35.091	34.765	22.903	31.810	219.3							
9	2'03.911	34.984	34.485	22.715	31.727	220.0							
10	2'03.737	34.874	34.394	22.729	31.740	220.8							
11	2'04.913 *	35.511	34.795 *	23.024	31.583	221.2							
12	2'03.860 *	35.093	34.384 *	22.977	31.406	225.8							
13	2'04.429	34.666	34.577	23.369	31.817	221.2							
14	2'09.207 P	35.398	35.249 *	24.428	34.132	220.9							
15	7'03.501	44.342	40.075	23.053	32.877	217.3							
16	2'01.629 *	34.271	33.773 *	22.616	30.969	228.0							
17	2'01.584	34.179	33.822	22.389	31.194	225.7							

28th	77	Vicente PEREZ		Reale Avintia Academ		SPA							
		Runs=4	Total laps=14	Full laps=1									
1	3'08.907	28.995	34.456	22.717	31.046	228.1							
2	2'01.797	34.140	33.886	22.778	30.993	226.7							
3	2'01.352 *	34.288	33.826	22.419	30.819 *	228.4							
4	2'01.856 *	34.274	33.852 *	22.494	31.236 *	227.8							
5	2'01.932 *	34.260	34.300 *	22.380	30.992 *	228.2							
6	2'04.294 P	34.195	34.156 *	23.245	32.698	227.5							
7	6'46.486	30.178	34.493	22.645	31.259	223.4							
8	2'02.577 *	34.729	34.177 *	22.556	31.115	225.0							
9	2'03.487 P	34.530	34.092 *	22.548	32.317	224.2							
10	7'37.197 *	40.095	35.001 *	22.988	30.975 *	229.6							
11	2'06.721 P	36.315	33.993	22.825	33.588	228.1							
12	2'45.375 *	48.059	34.155 *	25.261	31.553 *	223.9							
13	2'03.173 *	34.483	34.261	23.324	31.105 *	225.7							
14	2'01.493 *	34.186	33.732 *	22.396	31.179	230.8							

29th	27	Kaito TOBA		Honda Team Asia		JPN							
		Runs=2	Total laps=16	Full laps=6									
1	3'04.438	31.939	35.855	23.621	31.389	225.7							
2	2'03.065 *	34.689	34.610 *	22.793	30.973	231.5							
3	2'02.085 *	34.409	33.901 *	22.617	31.158 *	226.5							
4	2'02.887	34.528	34.394	22.870	31.095	232.0							
5	2'02.407 *	34.312	34.114 *	22.716	31.265 *	224.7							
6	2'04.225	34.943	34.345	23.127	31.810	227.1							
7	2'05.614 P	34.620	34.091 *	22.702	34.201	221.9							
8	8'49.801	41.093	36.232	22.948	31.727	223.8							
9	2'08.404	35.752	35.546	25.893	31.213	226.2							
10	2'01.717 *	34.243	33.927 *	22.444	31.103	226.2							
11	2'05.340 *	34.440	33.882 *	25.840	31.178	226.6							
12	2'02.805 *	34.424	33.977 *	23.026	31.378	225.3							
13	2'02.902 *	34.567	34.328 *	22.612	31.395	224.2							
14	2'05.685	34.840	34.549	24.318	31.978	219.5							
15	2'03.048	34.844	34.169	22.707	31.328	224.9							
16	2'02.181	34.348	33.950	22.467	31.416	225.1							

Fastest Lap: Enea BASTIANINI Leopard Racing ITA **1'58.418** 33.425 32.936 21.884 30.173

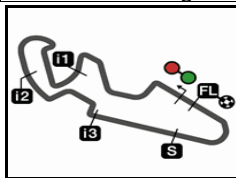
These data/results cannot be reproduced, stored and/or transmitted in whole or in part by any manner of electronic, mechanical, photocopying, recording, broadcasting or otherwise now known or herein after developed without the previous express consent by the copyright owner, except for reproduction in daily press and regular printed publications on sale to the public within 60 days of the event related to those data/results and always provided that copyright symbol appears together as follows below.
© DORNA, 2018

Official MotoGP Timing by TISSOT
www.motogp.com

Alcañiz, Friday, September 21, 2018

Page 5 of 5





5077 m.

GRAN PREMIO MOVISTAR DE ARAGÓN

Free Practice Nr. 2

Best Partial Times

Moto3™

IT Ideal Lap Time, sum of the best partial times

BT Best Lap Time

T1		T2		T3		T4				IT	BT	
Pos	Rider	Time	Rider	Time	Rider	Time	Rider	Time	Pos	Rider	IT	BT
1	G.RODRIGO	33.266	G.RODRIGO	32.901	E.BASTIANINI	21.698	E.BASTIANINI	30.173	1	E.BASTIANINI	1'58.232	1'58.418 (1)
2	J.MARTIN	33.320	N.BULEGA	32.930	J.MARTIN	21.864	K.MASAKI	30.233	2	G.RODRIGO	1'58.512	1'58.653 (2)
3	A.CANET	33.328	E.BASTIANINI	32.936	M.BEZZECCHI	21.913	M.BEZZECCHI	30.287	3	J.MARTIN	1'58.678	1'58.804 (4)
4	N.ANTONELLI	33.417	J.MARTIN	33.001	N.ANTONELLI	21.921	J.MCPHEE	30.295	4	N.BULEGA	1'58.798	1'58.798 (3)
5	E.BASTIANINI	33.425	N.ANTONELLI	33.113	L.DALLA PORTA	21.942	G.RODRIGO	30.305	5	N.ANTONELLI	1'58.807	1'58.937 (5)
6	N.BULEGA	33.440	A.CANET	33.135	F.DI GIANNANTO	21.957	R.FERNANDEZ	30.325	6	A.CANET	1'58.868	1'58.963 (6)
7	L.DALLA PORTA	33.473	L.DALLA PORTA	33.192	P.OETTL	21.979	J.MASIA	30.340	7	L.DALLA POR	1'58.949	1'59.003 (7)
8	T.ARBOLINO	33.487	J.MCPHEE	33.227	A.CANET	21.990	L.DALLA PORTA	30.342	8	M.BEZZECCHI	1'59.087	1'59.287 (9)
9	M.BEZZECCHI	33.532	K.MASAKI	33.228	N.BULEGA	22.030	N.ANTONELLI	30.356	9	K.MASAKI	1'59.127	1'59.127 (8)
10	J.KORNFEIL	33.564	A.NORRODIN	33.249	G.RODRIGO	22.040	P.OETTL	30.365	10	P.OETTL	1'59.320	1'59.503 (12)
11	A.ARENAS	33.576	F.DI GIANNANTO	33.266	K.MASAKI	22.049	A.MIGNO	30.394	11	J.MCPHEE	1'59.324	1'59.352 (10)
12	P.OETTL	33.582	J.MASIA	33.287	T.SUZUKI	22.065	N.BULEGA	30.398	12	J.MASIA	1'59.430	1'59.469 (11)
13	F.DI GIANNANTO	33.589	J.KORNFEIL	33.288	A.ARENAS	22.066	J.KORNFEIL	30.407	13	J.KORNFEIL	1'59.449	1'59.649 (15)
14	J.MCPHEE	33.595	A.ARENAS	33.326	J.ALCOBA	22.105	A.NORRODIN	30.415	14	T.ARBOLINO	1'59.475	1'59.903 (19)
15	J.MASIA	33.616	M.BEZZECCHI	33.355	T.ARBOLINO	22.124	A.CANET	30.415	15	F.DI GIANNAN	1'59.561	1'59.561 (13)
16	K.MASAKI	33.617	M.RAMIREZ	33.368	A.NORRODIN	22.177	T.ARBOLINO	30.464	16	A.ARENAS	1'59.629	1'59.635 (14)
17	R.FERNANDEZ	33.640	T.SUZUKI	33.372	J.MASIA	22.187	J.MARTIN	30.493	17	A.NORRODIN	1'59.666	1'59.667 (16)
18	A.MIGNO	33.663	P.OETTL	33.394	J.KORNFEIL	22.190	S.NEPA	30.527	18	R.FERNANDEZ	1'59.723	2'00.113 (20)
19	T.SUZUKI	33.681	T.ARBOLINO	33.400	J.MCPHEE	22.207	D.FOGGIA	30.540	19	T.SUZUKI	1'59.726	1'59.857 (18)
20	J.ALCOBA	33.688	S.NEPA	33.407	D.FOGGIA	22.219	A.LOPEZ	30.568	20	A.MIGNO	1'59.759	1'59.759 (17)
21	M.RAMIREZ	33.753	J.ALCOBA	33.452	A.MIGNO	22.232	T.SUZUKI	30.608	21	M.RAMIREZ	2'00.018	2'00.147 (21)
22	A.LOPEZ	33.798	A.MIGNO	33.470	M.RAMIREZ	22.246	M.RAMIREZ	30.651	22	J.ALCOBA	2'00.045	2'00.534 (23)
23	A.NORRODIN	33.825	A.LOPEZ	33.474	D.BINDER	22.272	A.ARENAS	30.661	23	A.LOPEZ	2'00.154	2'01.261 (26)
24	S.NEPA	33.864	R.FERNANDEZ	33.480	R.FERNANDEZ	22.278	F.DI GIANNANTO	30.749	24	S.NEPA	2'00.160	2'00.160 (22)

These data/results cannot be reproduced, stored and/or transmitted in whole or in part by any manner of electronic, mechanical, photocopying, recording, broadcasting or otherwise now known or herein after developed without the previous express consent by the copyright owner, except for reproduction in daily press and regular printed publications on sale to the public within 60 days of the event related to those data/results and always provided that copyright symbol appears together as follows below.


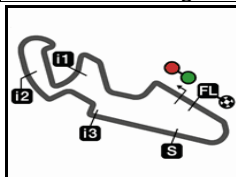
© DORNA, 2018

Official MotoGP Timing by TISSOT
www.motogp.com

motoE3



MotorLand Aragón

Results and timing service provided by  **TISSOT**

5077 m.

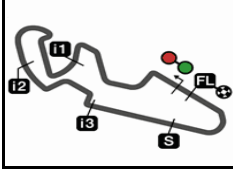
GRAN PREMIO MOVISTAR DE ARAGÓN**Free Practice Nr. 2****Best Partial Times****Moto3™***IT* Ideal Lap Time, sum of the best partial times*BT* Best Lap Time

T1		T2		T3		T4				<i>IT</i>	<i>BT</i>	
<i>Pos</i>	<i>Rider</i>	<i>Time</i>	<i>Rider</i>	<i>Time</i>	<i>Rider</i>	<i>Time</i>	<i>Rider</i>	<i>Time</i>	<i>Pos</i>	<i>Rider</i>		
25	D.FOGGIA	33.906	D.BINDER	33.551	A.LOPEZ	22.314	D.BINDER	30.772	25	D.FOGGIA	2'00.382	2'00.648 (24)
26	D.BINDER	33.961	D.FOGGIA	33.717	S.NEPA	22.362	J.ALCOBA	30.800	26	D.BINDER	2'00.556	2'00.670 (25)
27	N.ATIRATPHUVA	34.074	N.ATIRATPHUVA	33.822	V.PEREZ	22.380	N.ATIRATPHUVA	30.969	27	N.ATIRATPHU	2'01.254	2'01.584 (27)
28	V.PEREZ	34.140	V.PEREZ	33.826	N.ATIRATPHUVA	22.389	K.TOBA	30.973	28	V.PEREZ	2'01.339	2'01.797 (28)
29	K.TOBA	34.243	K.TOBA	33.950	K.TOBA	22.444	V.PEREZ	30.993	29	K.TOBA	2'01.610	2'02.181 (29)

These data/results cannot be reproduced, stored and/or transmitted in whole or in part by any manner of electronic, mechanical, photocopying, recording, broadcasting or otherwise now known or herein after developed without the previous express consent by the copyright owner, except for reproduction in daily press and regular printed publications on sale to the public within 60 days of the event related to those data/results and always provided that copyright symbol appears together as follows below.

© DORNA, 2018

Official MotoGP Timing by **TISSOT**www.motogp.com*motogp*




5077 m.

GRAN PREMIO MOVISTAR DE ARAGÓN

Free Practice Nr. 2

Fastest Laps Sequence

<i>Practice Time</i>	 <i>Rider</i>	<i>Nation</i>	<i>Motorcycle</i>	<i>Time</i>	<i>Km/h</i>	<i>Rider's Lap</i>
4'07.804	65 Philipp OETTL	GER	KTM	2'03.074	148.5	2
4'16.581	21 Fabio DI GIANNANTONI	ITA	HONDA	2'01.259	150.7	2
4'26.032	88 Jorge MARTIN	SPA	HONDA	2'00.639	151.5	2
5'07.658	8 Nicolo BULEGA	ITA	KTM	2'00.445	151.7	2
6'26.400	88 Jorge MARTIN	SPA	HONDA	2'00.368	151.8	3
7'07.627	8 Nicolo BULEGA	ITA	KTM	1'59.969	152.3	3
11'18.938	8 Nicolo BULEGA	ITA	KTM	1'59.884	152.4	5
11'19.687	19 Gabriel RODRIGO	ARG	KTM	1'59.662	152.7	5
25'50.465	33 Enea BASTIANINI	ITA	HONDA	1'59.204	153.3	8
27'49.612	33 Enea BASTIANINI	ITA	HONDA	1'59.147	153.4	9
29'48.662	33 Enea BASTIANINI	ITA	HONDA	1'59.050	153.5	10
37'10.640	23 Niccolò ANTONELLI	ITA	HONDA	1'58.937	153.6	12
39'05.492	88 Jorge MARTIN	SPA	HONDA	1'58.804	153.8	14
40'08.278	33 Enea BASTIANINI	ITA	HONDA	1'58.418	154.3	13

These data/results cannot be reproduced, stored and/or transmitted in whole or in part by any manner of electronic, mechanical, photocopying, recording, broadcasting or otherwise now known or herein after developed without the previous express consent by the copyright owner, except for reproduction in daily press and regular printed publications on sale to the public within 60 days of the event related to those data/results and always provided that copyright symbol appears together as follows below.

© DORNA, 2018

Official MotoGP Timing by TISSOT
www.motogp.com

Alcañiz, Friday, September 21, 2018

