


4801 m.

MOTUL GRAND PRIX OF JAPAN

Qualifying
Classification

	Rider	Nation	Team	Motorcycle	Time	Lap Total	Gap	Top Speed
1	42 Francesco BAGNAIA	ITA	SKY Racing Team VR46	KALEX	1'50.759	6 18		255.5
2	20 Fabio QUARTARARO	FRA	MB Conveyors - Speed Up	SPEED UP	1'50.924	18 20	0.165 0.165	253.5
3	27 Iker LECUONA	SPA	Swiss Innovative Investors	KTM	1'50.990	4 18	0.231 0.066	252.9
4	23 Marcel SCHROTTER	GER	Dynavolt Intact GP	KALEX	1'51.043	17 19	0.284 0.053	255.0
5	7 Lorenzo BALDASSARRI	ITA	Pons HP40	KALEX	1'51.092	14 15	0.333 0.049	254.9
6	73 Alex MARQUEZ	SPA	EG 0,0 Marc VDS	KALEX	1'51.250	8 18	0.491 0.158	255.1
7	97 Xavi VIERGE	SPA	Dynavolt Intact GP	KALEX	1'51.313	10 15	0.554 0.063	253.1
8	45 Tetsuta NAGASHIMA	JPN	IDEMITSU Honda Team Asia	KALEX	1'51.327	5 18	0.568 0.014	254.6
9	44 Miguel OLIVEIRA	POR	Red Bull KTM Ajo	KTM	1'51.331	3 20	0.572 0.004	254.9
10	41 Brad BINDER	RSA	Red Bull KTM Ajo	KTM	1'51.340	17 19	0.581 0.009	258.8
11	10 Luca MARINI	ITA	SKY Racing Team VR46	KALEX	1'51.343	16 17	0.584 0.003	256.0
12	40 Augusto FERNANDEZ	SPA	Pons HP40	KALEX	1'51.359	13 15	0.600 0.016	253.8
13	87 Remy GARDNER	AUS	Tech 3 Racing	TECH 3	1'51.505	15 16	0.746 0.146	253.8
14	36 Joan MIR	SPA	EG 0,0 Marc VDS	KALEX	1'51.555	4 20	0.796 0.050	255.0
15	9 Jorge NAVARRO	SPA	Federal Oil Gresini Moto2	KALEX	1'51.638	5 18	0.879 0.083	256.8
16	24 Simone CORSI	ITA	Tasca Racing Scuderia Moto2	KALEX	1'51.666	17 17	0.907 0.028	254.4
17	77 Dominique AEGERTER	SWI	Kiefer Racing	KTM	1'51.769	17 17	1.010 0.103	254.8
18	16 Joe ROBERTS	USA	NTS RW Racing GP	NTS	1'51.797	17 20	1.038 0.028	249.8
19	22 Sam LOWES	GBR	Swiss Innovative Investors	KTM	1'51.808	8 21	1.049 0.011	252.6
20	5 Andrea LOCATELLI	ITA	Italtrans Racing Team	KALEX	1'51.822	19 19	1.063 0.014	256.5
21	54 Mattia PASINI	ITA	Italtrans Racing Team	KALEX	1'51.862	13 14	1.103 0.040	254.7
22	57 Edgar PONS	SPA	MB Conveyors - Speed Up	SPEED UP	1'51.899	20 20	1.140 0.037	252.1
23	89 Khairul Idham PAWI	MAL	IDEMITSU Honda Team Asia	KALEX	1'52.258	14 14	1.499 0.359	253.4
24	2 Jesko RAFFIN	SWI	SAG Team	KALEX	1'52.378	18 19	1.619 0.120	249.0
25	4 Steven ODENDAAL	RSA	NTS RW Racing GP	NTS	1'52.505	17 17	1.746 0.127	253.2
26	64 Bo BENDSNEYDER	NED	Tech 3 Racing	TECH 3	1'52.549	19 19	1.790 0.044	251.2
27	62 Stefano MANZI	ITA	Forward Racing Team	SUTER	1'52.625	3 11	1.866 0.076	252.5
28	66 Niki TUULI	FIN	Petronas Sprinta Racing	KALEX	1'52.775	12 18	2.016 0.150	254.5
29	32 Isaac VIÑALES	SPA	Forward Racing Team	SUTER	1'53.222	14 16	2.463 0.447	248.7
30	95 Jules DANILO	FRA	Nashi Argan SAG Team	KALEX	1'53.755	2 19	2.996 0.533	253.5
31	18 Xavi CARDELUS	AND	Marinelli Snipers Team	KALEX	1'53.870	4 17	3.111 0.115	252.8
32	21 Federico FULIGNI	ITA	Tasca Racing Scuderia Moto2	KALEX	1'54.199	16 17	3.440 0.329	248.3

Practice condition: Dry

Air: 19°

Humidity: 65%

Ground: 26°

Fastest Lap:	Lap: 6	Francesco BAGNAIA	1'50.759	156 Km/h
Circuit Record Lap:	2016	Franco MORBIDELLI	1'50.788	156.0 Km/h
Circuit Best Lap:	2016	Johann ZARCO	1'49.961	157.1 Km/h

The results are provisional until the end of the limit for protest and appeals.

Time limit for protest expires 30' after publication of the results - Time:

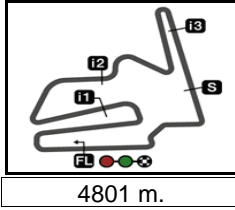
These data/results cannot be reproduced, stored and/or transmitted in whole or in part by any manner of electronic, mechanical, photocopying, recording, broadcasting or otherwise now known or herein after developed without the previous express consent by the copyright owner, except for reproduction in daily press and regular printed publications on sale to the public within 60 days of the event related to those data/results and always provided that copyright symbol appears together as follows below.

© DORNA, 2018

Official MotoGP Timing by TISSOT
www.motogp.com

Motegi, Saturday, October 20, 2018





MOTUL GRAND PRIX OF JAPAN

Qualifying

Top Speed & Average

21A



Rider	Nation	Motorcycle	Top 5 speeds					Average	Top
41 Brad BINDER	RSA	KTM	258.8	257.0	256.4	255.5	255.3	256.6	258.8
9 Jorge NAVARRO	SPA	KALEX	256.8	255.6	254.4	254.4	253.6	255.0	256.8
5 Andrea LOCATELLI	ITA	KALEX	256.5	254.2	253.9	253.8	253.6	254.4	256.5
10 Luca MARINI	ITA	KALEX	256.0	255.8	255.3	254.4	254.4	255.2	256.0
42 Francesco BAGNAIA	ITA	KALEX	255.5	253.8	253.7	253.5	253.4	254.0	255.5
73 Alex MARQUEZ	SPA	KALEX	255.1	255.0	254.8	254.8	254.4	254.8	255.1
23 Marcel SCHROTTER	GER	KALEX	255.0	253.9	253.8	252.2	251.8	253.3	255.0
36 Joan MIR	SPA	KALEX	255.0	254.4	253.9	253.8	253.5	254.1	255.0
7 Lorenzo BALDASSARRI	ITA	KALEX	254.9	253.9	253.4	253.0	252.6	253.6	254.9
44 Miguel OLIVEIRA	POR	KTM	254.9	254.7	254.1	254.0	254.0	254.3	254.9
77 Dominique AEGERTER	SWI	KTM	254.8	254.7	253.8	253.5	252.3	253.8	254.8
54 Mattia PASINI	ITA	KALEX	254.7	254.5	254.2	254.1	253.2	254.1	254.7
45 Tetsuta NAGASHIMA	JPN	KALEX	254.6	254.2	254.1	253.8	253.1	254.0	254.6
66 Niki TUULI	FIN	KALEX	254.5	253.4	251.5	251.2	249.9	252.1	254.5
24 Simone CORSI	ITA	KALEX	254.4	251.9	251.2	251.0	250.7	251.8	254.4
40 Augusto FERNANDEZ	SPA	KALEX	253.8	252.3	252.0	252.0	251.8	252.2	253.8
87 Remy GARDNER	AUS	TECH 3	253.8	252.0	251.9	251.5	250.0	251.8	253.8
20 Fabio QUARTARARO	FRA	SPEED UP	253.5	252.8	252.3	251.9	251.8	252.4	253.5
95 Jules DANILO	FRA	KALEX	253.5	251.5	251.4	250.8	250.6	251.4	253.5
89 Khairul Idham PAWI	MAL	KALEX	253.4	253.1	252.5	252.5	252.4	252.8	253.4
4 Steven ODENDAAL	RSA	NTS	253.2	253.0	252.5	252.5	252.3	252.6	253.2
97 Xavi VIERGE	SPA	KALEX	253.1	252.2	251.8	251.8	251.2	251.9	253.1
27 Iker LECUONA	SPA	KTM	252.9	252.7	252.2	252.1	252.1	252.4	252.9
18 Xavi CARDELUS	AND	KALEX	252.8	252.8	252.3	251.7	251.2	252.0	252.8
22 Sam LOWES	GBR	KTM	252.6	251.5	251.3	251.2	250.0	251.3	252.6
62 Stefano MANZI	ITA	SUTER	252.5	249.3	248.6	244.0	243.8	247.6	252.5
57 Edgar PONS	SPA	SPEED UP	252.1	251.9	251.6	251.2	251.1	251.6	252.1
64 Bo BENDSNEYDER	NED	TECH 3	251.2	250.9	250.0	249.8	249.7	250.3	251.2
16 Joe ROBERTS	USA	NTS	249.8	249.7	249.5	249.4	249.1	249.5	249.8
2 Jesko RAFFIN	SWI	KALEX	249.0	248.7	248.2	248.1	247.9	248.3	249.0
32 Isaac VIÑALES	SPA	SUTER	248.7	248.4	248.1	248.1	247.7	248.2	248.7
21 Federico FULIGNI	ITA	KALEX	248.3	247.1	246.8	246.6	246.4	247.0	248.3

These data/results cannot be reproduced, stored and/or transmitted in whole or in part by any manner of electronic, mechanical, photocopying, recording, broadcasting or otherwise now known or herein after developed without the previous express consent by the copyright owner, except for reproduction in daily press and regular printed publications on sale to the public within 60 days of the event related to those data/results and always provided that copyright symbol appears together as follows below.

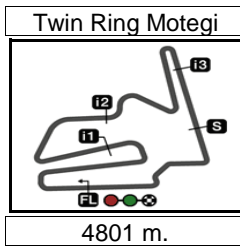
© DORNA, 2018

Official MotoGP Timing by TISSOT
www.motogp.com





Motegi, Saturday, October 20, 2018



Results and timing service provided by TISSOT

Moto2™

MOTUL GRAND PRIX OF JAPAN

Qualifying

Chronological Analysis of Performances

22A

* Lap / Sector time cancelled T1 Time from finish line to 1st intermediate T3 Time from 2nd intermed. to 3rd intermed.
P Crossing the finish line in pit lane T2 Time from 1st intermed. to 2nd intermed. T4 Time from 3rd intermediate to finish line

Lap	Lap Time	T1	T2	T3	T4	Speed	Lap	Lap Time	T1	T2	T3	T4	Speed							
1st 42 Francesco BAGNAI SKY Racing Team VR ITA Runs=2 Total laps=18 Full laps=15							1	2'03.729	38.610	22.776	31.642	32.840	251.6	2	1'51.701	28.820	21.626	30.322	30.933	252.7
1	3'01.606	33.659	24.203	32.625	31.210	252.1	3	1'51.342	28.651	21.599	30.267	30.825	251.9							
2	1'51.734	28.840	21.598	30.524	30.772	253.0	4	1'50.990	28.573	21.461	30.207	30.749	252.1							
3	1'50.889	28.593	21.377	30.274	30.645	253.7	5	1'51.321	28.611	21.493	30.352	30.865	250.9							
4	1'51.237	28.606	21.462	30.371	30.798	253.1	6	1'48.540 P	28.656	25.198	31.096	23.590	252.2							
5	1'50.940	28.443	21.442	30.385	30.670	252.7	7	2'00.431	32.211	24.279	31.383	32.558	228.7							
6	1'50.759	28.422	21.382	30.269	30.686	253.5	8	1'52.584	28.950	21.943	30.604	31.087	250.0							
7	1'50.846	28.538	21.341	30.213	30.754	253.8	9	1'52.055	28.786	21.683	30.484	31.102	251.1							
8	1'50.961	28.438	21.442	30.266	30.815	255.5	10	1'51.729	28.724	21.635	30.445	30.925	252.1							
9	1'53.996 P	33.100	23.379	32.138	25.379	234.7	11	1'53.329	28.858	21.732	30.511	32.228	251.8							
10	2'00.469	34.660	23.132	31.458	31.219	250.5	12	1'52.626 P	34.021	22.359	31.184	25.062	247.1							
11	1'51.829	29.049	21.497	30.449	30.834	252.2	13	1'56.999	33.206	21.992	30.705	31.096	248.4							
12	1'57.990	31.082	21.707	33.142	32.059	238.9	14	1'56.858	28.715	21.776	30.437	35.930	251.4							
13	1'51.820	28.798	21.556	30.420	31.046	252.1	15	1'52.092	28.922	21.718	30.475	30.977	251.6							
14	1'59.697	28.886	23.649	36.095	31.067	253.1	16	1'52.452	28.880	21.697	30.682	31.193	246.4							
15	1'51.971	29.005	21.657	30.372	30.937	252.8	17	1'51.710	28.821	21.581	30.392	30.916	252.9							
16	1'51.506	28.808	21.512	30.377	30.809	253.4	18	1'56.977	28.993	22.660	31.736	33.588	217.2							
17	1'51.350	28.726	21.455	30.377	30.792	253.1	4th 23 Marcel SCHROTTE Dynavolt Intact GP GER Runs=3 Total laps=19 Full laps=14													
18	1'51.368	28.734	21.608	30.278	30.748	252.5	1	2'04.129	33.485	22.928	31.505	32.229	248.8							
2nd 20 Fabio QUARTARAR MB Conveyors - Spee FRA Runs=3 Total laps=20 Full laps=15							2	1'52.153	28.824	21.768	30.611	30.950	255.0							
1	2'36.606	32.568	22.602	31.184	36.712	247.8	3	1'51.483	28.588	21.584	30.371	30.940	253.8							
2	1'56.787	32.413	22.176	30.664	31.534	251.8	4	1'51.377	28.560	21.573	30.266	30.978	253.9							
3	1'51.254	28.674	21.597	30.221	30.762	251.6	5	1'56.011	28.791	24.448	31.302	31.470	251.8							
4	1'51.254	28.567	21.460	30.448	30.779	251.5	6	1'51.610	28.695	21.680	30.368	30.867	252.2							
5	1'51.087	28.488	21.535	30.307	30.757	251.3	7	1'44.480 P	28.647	21.636	30.584	23.613	250.4							
6	1'51.007	28.437	21.412	30.255	30.903	251.2	8	1'58.188	33.237	22.607	30.943	31.401	249.4							
7	1'51.222	28.611	21.502	30.263	30.846	251.6	9	1'51.662	28.764	21.626	30.367	30.905	250.6							
8	1'51.428	28.531	21.508	30.512	30.877	251.4	10	1'51.541	28.595	21.748	30.269	30.929	250.8							
9	1'51.485	28.623	21.562	30.378	30.922	250.4	11	1'51.435	28.672	21.570	30.297	30.896	251.2							
10	1'48.598 P	30.723	22.117	31.342	24.416	250.1	12	1'51.723	28.691	21.645	30.418	30.969	251.5							
11	1'57.136	32.947	22.093	30.734	31.362	248.8	13	1'46.816 P	29.580	22.503	31.288	23.445	251.5							
12	1'51.878	28.820	21.789	30.417	30.852	251.9	14	2'04.856	33.729	25.349	33.795	31.983	222.8							
13	1'51.509	28.679	21.673	30.363	30.794	251.8	15	1'51.623	28.797	21.635	30.253	30.938	251.1							
14	1'51.554	28.789	21.501	30.455	30.809	251.2	16	1'51.244	28.562	21.512	30.324	30.846	251.2							
15	1'47.858 P	29.162	24.617	30.850	23.229	250.4	17	1'51.043	28.552	21.509	30.186	30.796	248.2							
16	1'58.704	32.548	22.158	31.303	32.695	249.7	18	1'51.214	28.541	21.473	30.274	30.926	251.6							
17	1'51.409	28.725	21.587	30.352	30.745	252.8	19	1'51.249	28.611	21.468	30.287	30.883	251.6							
18	1'50.924	28.540	21.423	30.300	30.661	252.3	5th 7 Lorenzo BALDASS Pons HP40 ITA Runs=3 Total laps=15 Full laps=10													
19	1'50.984	28.453	21.370	30.353	30.808	253.5	1	3'34.755	32.727	22.989	31.207	31.142	251.6							
20	2'11.571	41.646	26.243	32.292	31.390	250.4	2	1'52.044	28.881	21.741	30.361	31.061	252.3							
3rd 27 Iker LECUONA Swiss Innovative Inve SPA Runs=3 Total laps=18 Full laps=13							3	1'51.635	28.735	21.532	30.353	31.015	253.4							

Fastest Lap: Francesco BAGNAIA SKY Racing Team VR ITA 1'50.759 28.422 21.382 30.269 30.686

These data/results cannot be reproduced, stored and/or transmitted in whole or in part by any manner of electronic, mechanical, photocopying, recording, broadcasting or otherwise now known or herein after developed without the previous express consent by the copyright owner, except for reproduction in daily press and regular printed publications on sale to the public within 60 days of the event related to those data/results and always provided that copyright symbol appears together as follows below.
© DORNA, 2018

Official MotoGP Timing by TISSOT
www.motogp.com

Motegi, Saturday, October 20, 2018

Page 1 of 7



Qualifying

Moto2

Lap	Lap Time	T1	T2	T3	T4	Speed	Lap	Lap Time	T1	T2	T3	T4	Speed
4	1'51.646	28.646	21.618	30.473	30.909	252.1	3	1'51.597	28.784	21.485	30.329	30.999	253.8
5	1'54.715	29.582	21.765	31.104	32.264	224.5	4	1'51.649	28.770	21.513	30.527	30.839	254.2
6	1'52.447	28.608	21.630	30.695	31.514	248.1	5	1'51.327	28.612	21.438	30.348	30.929	253.1
7	1'51.237	28.591	21.601	30.259	30.786	253.9	6	1'52.117	28.629	21.627	30.916	30.945	250.9
8	1'47.220 P	29.256	22.323	31.260	24.381	251.8	7	1'51.585	28.807	21.498	30.400	30.880	252.3
9	2'02.135	34.363	23.056	32.041	32.675	234.7	8	1'47.443 P	28.846	21.558	30.931	26.108	247.8
10	1'56.078	29.149	21.771	30.710	34.448	251.8	9	1'57.391	33.831	21.897	30.554	31.109	250.4
11	1'44.926 P	28.933	21.709	30.682	23.602	251.3	10	1'52.199	28.822	21.670	30.606	31.101	254.1
12	2'10.551	40.054	22.449	34.322	33.726	221.1	11	1'48.847 P	28.921	21.589	30.961	27.376	192.1
13	1'51.454	28.716	21.485	30.443	30.810	252.6	12	1'57.736	33.310	22.261	30.805	31.360	250.5
14	1'51.092	28.537	21.575	30.232	30.748	254.9	13	1'59.002	35.145	21.854	30.862	31.141	252.2
15	1'51.874	28.735	21.812	30.366	30.961	253.0	14	1'51.709	28.668	21.584	30.426	31.031	249.7

6th 73 Alex MARQUEZ EG 0,0 Marc VDS SPA
Runs=2 Total laps=18 Full laps=14

1	2'11.239	34.353	22.664	31.704	40.516	231.4
2	1'53.521	29.398	22.069	30.783	31.271	255.0
3	1'52.156	28.956	21.759	30.426	31.015	254.4
4	1'51.531	28.727	21.529	30.425	30.850	255.1
5	1'51.805	28.765	21.606	30.568	30.866	253.2
6	1'51.732	28.811	21.562	30.547	30.812	254.0
7	1'51.384	28.660	21.609	30.378	30.737	254.8
8	1'51.250	28.649	21.494	30.343	30.764	254.8
9	1'48.040 P	28.816	22.523	31.815	24.886	251.8
10	2'01.085	35.376	22.671	31.414	31.624	251.1
11	1'53.149	28.924	22.390	30.696	31.139	253.2
12	1'52.176 *	28.812	21.732	30.534	31.098*	253.3
13	1'52.629	29.197	21.921	30.581	30.930	253.3
14	1'51.720	28.801	21.607	30.472	30.840	251.9
15	1'58.873	31.722	23.017	30.677	33.457	235.0
16	1'52.429	28.973	21.634	30.775	31.047	253.8
17	1'51.996	28.748	21.684	30.618	30.946	253.6
18	1'51.924	28.751	21.686	30.560	30.927	253.9

7th 97 Xavi VIERGE Dynavolt Intact GP SPA
Runs=2 Total laps=15 Full laps=12

1	2'04.828	33.779	22.688	31.638	33.442	243.6
2	1'52.457	29.069	21.872	30.607	30.909	252.2
3	1'51.680	28.661	21.570	30.360	31.089	251.8
4	1'51.528	28.642	21.576	30.450	30.860	253.1
5	1'55.298	28.737	21.803	33.620	31.138	250.9
6	1'51.997	28.924	21.729	30.430	30.914	251.0
7	1'44.869 P	28.692	21.624	30.735	23.818	251.8
8	1'59.714	32.694	22.265	31.762	32.993	229.6
9	1'57.143	28.832	21.716	30.667	35.928	251.2
10	1'51.313	28.644	21.531	30.267	30.871	251.2
11	1'52.253	28.673	21.874	30.519	31.187	248.0
12	1'52.311	28.897	21.857	30.520	31.037	250.4
13	1'57.523	33.396	21.945	30.825	31.357	249.9
14	1'52.017	28.666	21.838	30.520	30.993	249.6
15	1'52.104	28.857	21.730	30.509	31.008	250.1

8th 45 Tetsuta NAGASHIM IDEMITSU Honda Te JPN
Runs=3 Total laps=18 Full laps=13

1	2'04.505	33.408	22.337	31.292	32.333	251.6
2	1'52.167	28.951	21.528	30.658	31.030	254.6

9th 44 Miguel OLIVEIRA Red Bull KTM Ajo POR
Runs=2 Total laps=20 Full laps=16

1	2'03.454	33.093	22.306	31.722	31.893	254.9
2	1'52.529	28.720	22.285	30.654	30.870	254.7
3	1'51.331	28.683	21.642	30.253	30.753	254.0
4	1'51.665	28.705	21.487	30.284	31.189	254.1
5	1'51.759	28.818	21.664	30.445	30.832	252.4
6	1'51.828 *	28.723	21.681	30.504	30.920*	251.6
7	1'52.128	28.793	21.692	30.662	30.981	252.3
8	1'51.862	28.761	21.606	30.442	31.053	249.5
9	1'51.946	28.757	21.650	30.764	30.775	252.6
10	1'48.323 P	30.491	22.478	31.208	24.146	250.8
11	2'17.713	40.644	22.364	31.478	43.227	250.1
12	1'55.734	28.968	21.890	33.736	31.140	252.3
13	1'52.566	28.846	21.648	30.543	31.529	252.6
14	1'51.918	28.852	21.720	30.380	30.966	252.2
15	1'51.518	28.661	21.534	30.490	30.833	252.6
16	1'51.468	28.645	21.581	30.457	30.785	252.7
17	1'53.826	28.810	21.678	32.368	30.970	254.0
18	1'51.748	28.710	21.737	30.428	30.873	252.8
19	1'51.634	28.640	21.561	30.552	30.881	252.3
20	1'54.868	28.773	21.706	31.064	33.325	212.6

10th 41 Brad BINDER Red Bull KTM Ajo RSA
Runs=2 Total laps=19 Full laps=16

1	2'05.774	33.641	22.753	31.172	33.097	255.3
2	1'54.391	30.390	21.959	30.704	31.338	257.0
3	1'52.393	28.827	21.652	30.559	31.355	258.8
4	1'52.186	28.828	21.584	30.763	31.011	253.4
5	1'57.589	33.938	21.913	30.676	31.062	254.1
6	1'52.164	28.932	21.587	30.675	30.970	252.5
7	1'52.057	28.837	21.622	30.611	30.987	253.1
8	1'51.957	28.845	21.640	30.554	30.918	252.6
9	1'51.926	28.830	21.535	30.612	30.949	256.4
10	1'52.506	28.943	21.762	30.689	31.112	253.1
11	1'52.112	28.831	21.575	30.731	30.975	253.2
12	1'48.446 P	31.673	21.875	30.755	24.143	252.6
13	2'02.392	36.467	22.140	32.480	31.305	250.6
14	1'51.709	28.637	21.543	30.525	31.004	254.3

Fastest Lap: Francesco BAGNAIA SKY Racing Team VR ITA **1'50.759** 28.422 21.382 30.269 30.686

These data/results cannot be reproduced, stored and/or transmitted in whole or in part by any manner of electronic, mechanical, photocopying, recording, broadcasting or otherwise now known or herein after developed without the previous express consent by the copyright owner, except for reproduction in daily press and regular printed publications on sale to the public within 60 days of the event related to those data/results and always provided that copyright symbol appears together as follows below.
© DORNA, 2018

Qualifying

Moto2

Lap	Lap Time	T1	T2	T3	T4	Speed	Lap	Lap Time	T1	T2	T3	T4	Speed
15	1'52.909	29.196	21.878	30.911	30.924	253.5	10	1'52.212	28.958	21.602	30.470	31.182	248.9
16	1'51.406	28.655	21.445	30.426	30.880	253.8	11	1'48.059 P	29.121	23.512	30.976	24.450	249.0
17	1'51.340	28.551	21.427	30.524	30.838	255.5	12	2'17.227	44.926	22.839	38.154	31.308	248.5
18	1'51.586	28.855	21.409	30.518	30.804	254.4	13	1'51.782	28.920	21.438	30.366	31.058	249.8
19	1'51.588	28.587	21.452	30.671	30.878	252.5	14	1'51.631	28.684	21.424	30.603	30.920	248.3

11th 10 Luca MARINI SKY Racing Team VR ITA
Runs=3 Total laps=17 Full laps=12

1	3'02.171	33.381	24.310	32.725	31.368	252.9
2	1'52.178	28.955	21.605	30.616	31.002	254.4
3	1'51.650	28.713	21.534	30.411	30.992	254.0
4	1'58.167	28.746	21.583	30.540	37.298	253.4
5	1'51.835	28.799	21.474	30.457	31.105	252.6
6	1'51.814	28.662	21.474	30.655	31.023	253.5
7	1'52.158	28.834	21.644	30.544	31.136	253.0
8	2'01.257	32.893	23.536	32.141	32.687	248.2
9	1'46.916 P	28.842	21.951	31.810	24.313	253.4
10	2'15.785	38.166	22.355	31.489	43.775	252.9
11	1'55.888	29.000	21.679	31.747	33.462	232.0
12	1'44.252 P	28.684	21.647	30.640	23.281	251.4
13	2'00.928	33.829	23.549	32.255	31.295	249.4
14	1'51.584	28.808	21.652	30.296	30.828	254.4
15	1'51.393	28.622	21.582	30.452	30.737	255.8
16	1'51.343	28.638	21.551	30.438	30.716	256.0
17	1'51.424	28.655	21.650	30.379	30.740	255.3

12th 40 Augusto FERNAND Pons HP40 SPA
Runs=3 Total laps=16 Full laps=10

1	3'35.384	38.198	22.971	34.540	31.943	244.2
2	1'52.924	29.219	21.899	30.615	31.191	251.8
3	1'51.971	28.795	21.751	30.464	30.961	251.8
4	1'52.100	28.714	21.706	30.542	31.138	251.0
5	1'51.675	28.622	21.639	30.443	30.971	252.3
6	1'51.845	28.794	21.630	30.466	30.955	251.8
7	1'52.047	28.667	21.770	30.449	31.161	248.4
8	1'45.974 P	29.376	22.063	30.849	23.686	250.4
9	1'58.856	32.623	22.300	32.736	31.197	251.2
10	1'52.225	29.024	21.850	30.370	30.981	252.0
11	1'51.829	28.794	21.693	30.412	30.930	251.5
12	1'51.538	28.672	21.694	30.329	30.843	252.0
13	1'51.359	28.598	21.633	30.343	30.785	251.3
14	1'46.003 P	29.128	22.533	30.914	23.428	245.3
15	2'02.166	35.304	23.441	30.576	32.845	253.8
unfinished	28.754	21.598				

13th 87 Remy GARDNER Tech 3 Racing AUS
Runs=3 Total laps=16 Full laps=11

1	2'07.869	34.103	22.607	31.252	32.017	251.9
2	1'52.387	28.857	21.761	30.505	31.264	253.8
3	1'53.395	28.836	21.646	30.700	32.213	248.6
4	1'55.626	30.885	23.103	30.558	31.080	252.0
5	1'51.627	28.641	21.525	30.466	30.995	251.5
6	1'51.836 P	28.765	22.065	33.467	27.539	197.8
7	1'57.846	33.136	22.252	30.870	31.588	247.6
8	1'52.734	28.998	21.720	30.604	31.412	248.4
9	1'52.331	29.042	21.632	30.540	31.117	248.5

14th 36 Joan MIR EG 0,0 Marc VDS SPA
Runs=3 Total laps=20 Full laps=15

1	2'06.973	32.427	22.661	31.140	31.465	253.8
2	1'51.789	28.836	21.694	30.478	30.781	254.4
3	1'51.711	28.679	21.606	30.359	31.067	255.0
4	1'51.555	28.627	21.675	30.438	30.815	253.5
5	1'52.215	28.739	21.796	30.579	31.101	251.7
6	1'52.012	28.761	21.674	30.566	31.011	252.1
7	1'47.964 P	28.854	21.755	30.510	26.845	252.2
8	1'57.520	33.166	22.313	30.809	31.232	249.7
9	1'52.206	28.977	21.736	30.473	31.020	251.3
10	1'52.195	28.983	21.784	30.527	30.901	251.6
11	1'52.022	28.893	21.674	30.442	31.013	252.4
12	1'45.425 P	28.814	21.836	30.621	24.154	250.8
13	1'56.451	32.202	22.126	30.746	31.377	250.0
14	1'52.499	29.016	21.748	30.700	31.035	251.4
15	1'52.004	28.861	21.659	30.467	31.017	251.2
16	1'51.959	28.830	21.749	30.388	30.992	251.9
17	1'51.994	28.798	21.758	30.425	31.013	253.9
18	1'51.811	28.666	21.709	30.501	30.935	252.2
19	2'10.223	28.852	32.232	34.992	34.147	210.4
20	2'08.338	36.888	24.429	33.641	33.380	234.3

15th 9 Jorge NAVARRO Federal Oil Gresini M SPA
Runs=3 Total laps=18 Full laps=13

1	2'11.384	32.871	21.975	30.897	33.197	254.4
2	1'53.873	29.374	22.103	30.817	31.579	247.8
3	1'51.892	28.847	21.601	30.339	31.105	256.8
4	1'51.731	28.732	21.682	30.361	30.956	255.6
5	1'51.638	28.738	21.624	30.460	30.816	252.1
6	1'52.670 P	28.830	24.271	33.294	26.275	248.2
7	2'00.725	32.541	23.842	31.411	32.931	218.5
8	1'52.740	29.169	21.754	30.709	31.108	252.4
9	1'51.953	28.914	21.611	30.496	30.932	252.4
10	1'52.077	28.879	21.579	30.519	31.100	252.7
11	1'52.362	29.045	21.891	30.513	30.913	252.8
12	1'49.303 P	28.834	21.706	33.624	25.139	238.9
13	1'58.968	32.647	22.228	30.966	33.127	248.3
14	1'51.986	28.939	21.630	30.441	30.976	252.6
15	1'54.951	28.727	21.510	30.446	34.268	251.6
16	1'51.920	28.800	21.526	30.462	31.132	253.6
17	1'56.122	28.800	21.622	31.063	34.637	194.5
18	1'52.150	28.782	21.544	30.908	30.916	254.4

16th 24 Simone CORSI Tasca Racing Scuderi ITA
Runs=3 Total laps=17 Full laps=12

1	2'11.827	33.378	23.026	31.532	34.013	241.5
2	1'53.854	29.304	22.077	30.889	31.584	254.4

Fastest Lap: Francesco BAGNAIA SKY Racing Team VR ITA **1'50.759** 28.422 21.382 30.269 30.686

These data/results cannot be reproduced, stored and/or transmitted in whole or in part by any manner of electronic, mechanical, photocopying, recording, broadcasting or otherwise now known or herein after developed without the previous express consent by the copyright owner, except for reproduction in daily press and regular printed publications on sale to the public within 60 days of the event related to those data/results and always provided that copyright symbol appears together as follows below.
© DORNA, 2018

Qualifying

Moto2

Lap	Lap Time	T1	T2	T3	T4	Speed	Lap	Lap Time	T1	T2	T3	T4	Speed
3	1'52.545	28.952	21.779	30.744	31.070	251.9	19	1'52.023	28.805	21.681	30.482	31.055	249.1
4	1'52.269	28.957	21.653	30.723	30.936	251.2	20	1'52.220	28.842	21.748	30.526	31.104	248.9
5	1'55.530 P	36.952	22.401	31.410	24.767	245.9	19th 22 Sam LOWES Swiss Innovative Inve GBR						
6	1'57.670	32.734	22.468	30.956	31.512	247.6	Runs=2 Total laps=21 Full laps=18						
7	1'53.769	29.290	22.047	31.105	31.327	248.2	1	2'38.894	39.260	27.324	31.890	36.711	248.5
8	1'52.980	29.157	21.812	30.872	31.139	248.6	2	1'56.284	29.230	22.109	33.238	31.707	252.6
9	1'53.652	29.082	21.883	31.287	31.400	248.2	3	1'55.401	28.723	24.224	31.076	31.378	251.2
10	1'52.732	29.105	21.823	30.677	31.127	249.3	4	1'52.803	28.728	21.829	30.918	31.328	251.3
11	1'52.772	29.095	21.714	30.822	31.141	249.5	5	1'52.699	28.783	21.745	31.036	31.135	249.4
12	1'53.906 P	36.017	22.388	31.007	24.494	250.3	6	1'51.974	28.720	21.590	30.602	31.062	251.5
13	2'06.199	33.065	22.719	37.026	33.389	208.0	7	1'51.880	28.592	21.623	30.507	31.158	246.2
14	1'53.947	29.010	23.298	30.715	30.924	250.4	8	1'51.808	28.685	21.617	30.543	30.963	249.7
15	1'52.053	28.857	21.632	30.678	30.886	250.2	9	1'57.700	28.722	23.666	33.825	31.487	249.4
16	1'51.873	28.785	21.611	30.526	30.951	251.0	10	1'52.206	28.876	21.714	30.605	31.011	250.0
17	1'51.666	28.815	21.624	30.408	30.819	250.7	11	1'51.988	28.705	21.671	30.560	31.052	248.7
17th 77 Dominique AEGER Kiefer Racing SWI						Runs=3 Total laps=17 Full laps=12							
1	2'06.578	33.977	22.927	31.681	33.666	254.8	12	1'56.072 P	31.098	23.363	34.610	27.001	208.7
2	1'53.384	29.038	22.125	30.732	31.489	253.5	13	2'04.468	38.758	22.929	31.169	31.612	247.5
3	1'52.895	28.808	21.671	30.584	31.832	252.3	14	1'52.251	28.934	21.662	30.642	31.013	249.9
4	1'52.834	28.746	21.634	30.693	31.761	254.7	15	2'04.053	32.890	24.493	31.311	35.359	249.8
5	1'52.135	28.763	21.684	30.565	31.123	251.2	16	1'52.338	28.926	21.643	30.669	31.100	247.4
6	1'51.882	28.729	21.698	30.450	31.005	251.5	17	1'53.695	29.829	21.802	30.796	31.268	248.3
7	1'52.503	28.775	21.594	30.951	31.183	250.1	18	1'52.295	28.891	21.713	30.644	31.047	249.3
8	1'52.109	28.751	21.656	30.534	31.168	251.1	19	1'52.280	28.899	21.704	30.627	31.050	248.1
9	1'49.669 P	28.781	23.479	32.213	25.196	233.7	20	1'52.223	28.814	21.627	30.652	31.130	248.5
10	2'10.837	35.227	22.821	34.825	37.964	228.0	21	1'56.780	28.816	24.058	32.751	31.155	248.0
11	1'53.161	29.063	22.037	30.784	31.277	249.1	20th 5 Andrea LOCATELLI Italtrans Racing Team ITA						
12	1'53.006	29.225	21.804	30.731	31.246	250.3	Runs=3 Total laps=19 Full laps=14						
13	1'45.370 P	29.026	21.740	30.604	24.000	250.3	1	2'12.434	35.877	23.020	33.336	37.067	234.5
14	2'13.646	34.669	23.808	38.561	36.608	230.5	2	1'54.366	29.357	21.971	30.987	32.051	256.5
15	1'54.636	28.932	21.970	31.420	32.314	253.8	3	1'53.430	29.178	22.233	30.637	31.382	253.4
16	1'52.154	28.945	21.671	30.562	30.976	251.2	4	1'52.443	28.894	21.846	30.597	31.106	253.6
17	1'51.769	28.640	21.640	30.470	31.019	251.7	5	1'52.166	28.851	21.691	30.548	31.076	252.0
18th 16 Joe ROBERTS NTS RW Racing GP USA						Runs=3 Total laps=20 Full laps=15							
1	2'37.684	36.893	30.536	34.807	39.252	214.9	6	1'51.898	28.801	21.554	30.535	31.008	253.5
2	1'54.823	29.712	22.435	31.083	31.593	247.7	7	1'52.452	28.843	21.811	30.657	31.141	253.2
3	1'53.434	29.268	22.090	30.754	31.322	249.7	8	1'52.352	28.778	21.797	30.614	31.163	253.8
4	1'53.107	29.120	21.767	30.769	31.451	249.0	9	1'46.918 P	28.978	21.641	30.757	25.542	252.5
5	1'52.687	28.956	21.775	30.580	31.376	249.4	10	2'07.509	36.002	25.151	31.102	35.254	174.4
6	1'52.508	29.053	21.765	30.609	31.081	249.5	11	1'53.034	29.102	21.889	30.780	31.263	252.0
7	1'45.900 P	29.055	21.680	30.716	24.449	249.8	12	1'56.275	29.036	22.286	32.963	31.990	244.7
8	1'58.406	33.324	22.256	31.149	31.677	247.7	13	1'57.555	29.615	21.960	31.299	34.681	248.0
9	1'53.161	29.195	22.023	30.731	31.212	247.4	14	1'53.219	29.254	22.028	30.768	31.169	254.2
10	1'53.098	28.955	21.854	30.715	31.574	248.7	15	1'52.806	29.126	21.819	30.661	31.200	253.1
11	1'47.246 P	29.046	21.913	30.937	25.350	212.4	16	1'47.722 P	29.430	22.156	31.234	24.902	246.2
12	2'05.857	38.802	24.313	31.041	31.701	246.7	17	1'58.173	32.671	22.233	31.336	31.933	239.5
13	1'52.744	29.038	22.000	30.594	31.112	248.0	18	1'53.027	29.009	22.492	30.571	30.955	253.9
14	1'52.021	28.849	21.723	30.365	31.084	247.6	19	1'51.822	28.843	21.625	30.482	30.872	253.4
15	1'51.976	28.786	21.638	30.417	31.135	247.7	21st 54 Mattia PASINI Italtrans Racing Team ITA						
16	1'52.367	28.866	21.805	30.499	31.197	247.7	Runs=3 Total laps=14 Full laps=9						
17	1'51.797	28.751	21.728	30.316	31.002	248.9	1	3'02.682	37.312	33.430	33.904	36.250	202.1
18	1'52.085	28.868	21.661	30.462	31.094	248.9	2	1'52.735	28.983	21.792	30.780	31.180	254.1
Fastest Lap: Francesco BAGNAIA SKY Racing Team VR ITA 1'50.759 28.422 21.382 30.269 30.686													

These data/results cannot be reproduced, stored and/or transmitted in whole or in part by any manner of electronic, mechanical, photocopying, recording, broadcasting or otherwise now known or herein after developed without the previous express consent by the copyright owner, except for reproduction in daily press and regular printed publications on sale to the public within 60 days of the event related to those data/results and always provided that copyright symbol appears together as follows below.
© DORNA, 2018

Qualifying

Moto2

Lap	Lap Time	T1	T2	T3	T4	Speed	Lap	Lap Time	T1	T2	T3	T4	Speed
6	1'52.356	28.930	21.655	30.642	31.129	254.2	5	2'01.889	28.868	22.054	34.836	36.131	137.3
7	1'52.160	28.979	21.703	30.447	31.031	252.8	6	1'53.610	29.125	21.914	30.934	31.637	247.8
8	1'46.443 P	28.872	21.745	30.993	24.833	227.6	7	1'52.543	28.801	21.749	30.706	31.287	248.7
9	1'59.763	30.817	21.941	31.504	35.501	193.3	8	1'47.114 P	28.955	22.207	31.610	24.342	246.6
10	2'04.795	29.202	21.741	30.686	43.166	107.1	9	1'58.712	33.260	22.496	31.224	31.732	244.0
11	2'04.859	28.930	21.791	36.206	37.932	145.7	10	1'53.651	29.100	21.969	30.968	31.614	246.1
12	1'52.331	28.957	21.643	30.647	31.084	254.7	11	1'53.251	29.038	21.869	30.794	31.550	246.0
13	1'51.862	28.820	21.582	30.458	31.002	254.5	12	1'53.288	28.953	21.888	30.899	31.548	246.3
14	1'52.547	28.895	21.734	30.714	31.204	253.2	13	1'47.289 P	29.284	22.350	31.176	24.479	244.2

22nd 57 Edgar PONS MB Conveyors - Spee SPA

Runs=2	Total laps=20	Full laps=17				
1	2'37.070	33.752	23.527	32.736	36.945	246.9
2	1'58.647	31.780	22.207	31.409	33.251	222.0
3	1'53.316	29.035	22.045	30.855	31.381	251.1
4	1'52.756	28.950	21.820	30.662	31.324	251.6
5	1'55.364	30.999	22.036	30.967	31.362	250.7
6	1'52.646	29.012	21.852	30.549	31.233	243.9
7	1'52.526	28.902	21.750	30.588	31.286	249.6
8	1'52.708	29.022	21.777	30.683	31.226	249.9
9	1'55.157	28.992	21.863	31.258	33.044	224.5
10	1'52.730	29.118	21.849	30.566	31.197	250.9
11	1'52.280	28.954	21.676	30.552	31.098	250.2
12	1'48.888 P	30.601	22.743	31.399	24.145	248.9
13	2'12.021	39.559	24.759	33.952	33.751	224.7
14	1'52.747	28.974	21.759	30.814	31.200	250.0
15	1'52.187	28.840	21.679	30.598	31.070	251.9
16	1'58.560	28.970	25.820	32.298	31.472	250.5
17	1'53.834	29.079	22.648	30.705	31.402	250.1
18	1'52.240	28.913	21.737	30.452	31.138	250.8
19	1'51.997	28.827	21.589	30.528	31.053	251.2
20	1'51.899	28.853	21.619	30.459	30.968	252.1

23rd 89 Khairul Idham PAWI IDEMITSU Honda Te MAL

Runs=3	Total laps=14	Full laps=9				
1	2'36.394	36.982	25.574	31.957	35.577	246.2
2	2'01.087	33.276	23.310	31.933	32.568	243.9
3	1'49.981 P	29.901	22.955	31.728	25.397	236.8
4	2'05.557	36.011	24.246	33.779	31.521	250.3
5	1'53.529	29.149	21.909	31.162	31.309	252.4
6	1'53.896	29.013	22.509	31.150	31.224	252.1
7	1'52.528	28.919	21.765	30.669	31.175	252.5
8	1'52.978	28.989	21.987	30.741	31.261	251.5
9	1'49.935 P	29.667	23.507	31.914	24.847	250.0
10	2'11.462	41.242	23.679	32.615	33.926	213.3
11	1'57.436	30.795	23.816	31.323	31.502	250.8
12	1'54.570	29.150	22.399	31.405	31.616	253.1
13	1'53.223	29.100	21.825	30.891	31.407	252.5
14	1'52.258	28.922	21.706	30.579	31.051	253.4

24th 2 Jesko RAFFIN SAG Team SWI

Runs=3	Total laps=19	Full laps=14				
1	2'26.092	34.100	23.114	31.684	32.920	242.3
2	1'53.950	29.353	21.994	31.030	31.573	247.8
3	1'53.264	28.870	22.095	30.917	31.382	247.9
4	1'52.900	28.921	21.802	30.742	31.435	249.0

25th 4 Steven ODENDAAL NTS RW Racing GP RSA

Runs=3	Total laps=17	Full laps=12				
1	2'06.166	34.063	22.966	31.645	32.853	253.0
2	1'55.315	30.740	22.126	31.062	31.387	252.5
3	1'53.513	29.278	22.277	30.704	31.254	251.3
4	1'52.689	29.051	21.710	30.608	31.320	252.5
5	1'55.020	28.954	21.808	32.273	31.985	214.4
6	1'54.746	29.063	21.847	31.788	32.048	215.4
7	1'46.928 P	29.064	21.762	30.922	25.180	237.5
8	2'02.409	32.629	22.323	31.556	35.901	197.6
9	1'48.220 P	29.379	22.807	30.975	25.059	250.4
10	2'02.640	33.021	23.081	31.558	34.980	236.0
11	2'18.943	51.340	23.167	32.854	31.582	249.4
12	1'53.485	29.186	21.785	31.189	31.325	249.8
13	1'52.805	28.965	21.821	30.626	31.393	249.7
14	2'10.465	28.893	22.043	37.728	41.801	127.4
15	1'52.999	29.108	21.821	30.879	31.191	252.3
16	1'54.506	30.702	21.827	30.700	31.277	252.3
17	1'52.505	28.945	21.715	30.720	31.125	253.2

26th 64 Bo BENDSNEYDER Tech 3 Racing NED

Runs=3	Total laps=19	Full laps=14				
1	2'07.317	33.658	24.417	31.567	31.979	240.6
2	2'26.373	52.703	26.746	34.541	32.383	240.0
3	1'53.047	29.120	21.831	30.675	31.421	250.0
4	1'52.898	28.987	21.862	30.665	31.384	249.5
5	1'52.785	28.900	21.819	30.674	31.392	249.7
6	1'52.967	28.954	21.767	30.920	31.326	247.3
7	1'53.071	28.952	21.840	30.855	31.424	249.2
8	1'54.887 P	31.199	25.315	32.568	25.805	229.5
9	2'01.601	35.971	22.810	31.265	31.555	247.6
10	1'53.489	29.096	22.145	30.798	31.450	247.6
11	1'52.919	28.995	21.832	30.777	31.315	248.6
12	1'52.825	29.065	21.796	30.690	31.274	248.2
13	1'52.866	29.091	21.842	30.605	31.328	250.9
14	1'49.903 P	30.260	23.686	31.392	24.565	243.3
15	2'08.429	37.544	26.269	32.562	32.054	246.9
16	2'08.911	29.155	29.531	33.508	36.717	164.9
17	1'54.515	28.970	22.969	31.047	31.529	251.2
18	1'52.787	29.079	21.740	30.595	31.373	249.3

Fastest Lap: Francesco BAGNAIA SKY Racing Team VR ITA **1'50.759** 28.422 21.382 30.269 30.686

These data/results cannot be reproduced, stored and/or transmitted in whole or in part by any manner of electronic, mechanical, photocopying, recording, broadcasting or otherwise now known or herein after developed without the previous express consent by the copyright owner, except for reproduction in daily press and regular printed publications on sale to the public within 60 days of the event related to those data/results and always provided that copyright symbol appears together as follows below.
© DORNA, 2018



Qualifying

Moto2

Lap	Lap Time	T1	T2	T3	T4	Speed	Lap	Lap Time	T1	T2	T3	T4	Speed	
19	1'52.549	28.965	21.691	30.631	31.262	249.8	30th	95	Jules DANILO				Nashi Argan SAG Tea FRA	
27th 62 Stefano MANZI							Forward Racing Team ITA							
Runs=3 Total laps=11 Full laps=6							Runs=2 Total laps=19 Full laps=16							
1	2'04.816	34.218	22.841	31.678	33.684	244.0	1	2'12.224	32.861	22.651	31.186	32.571	251.5	
2	1'52.948	29.235	21.862	30.724	31.127	252.5	2	1'53.755	29.363	22.007	31.017	31.368	253.5	
3	1'52.625	28.754	21.847	30.690	31.334	249.3	3	2'09.766	29.410	25.366	42.617	32.373	249.8	
4	2'17.717	28.855	38.541	36.569	33.752	215.7	4	1'54.279	29.525	22.147	31.182	31.425	250.8	
5	1'48.382 P	29.174	22.373	31.841	24.994	232.3	5	1'55.327	29.392	22.149	31.609	32.177	250.4	
6	2'03.113	33.760	23.903	32.714	32.736	224.4	6	1'53.899	29.329	22.282	30.917	31.371	251.4	
7	3'50.061 P	2'22.801	24.945	34.989	27.326	189.8	7	1'54.319	29.354	22.313	31.116	31.536	249.7	
8	2'15.181	33.413	25.021	41.193	35.554	158.3	8	1'55.826	29.415	22.312	32.185	31.914	250.6	
9	1'56.011	29.161	22.025	32.281	32.544	229.8	9	1'54.644	29.488	22.282	31.346	31.528	249.4	
10	1'52.744	28.957	21.826	30.678	31.283	248.6	10	1'48.503 P	29.384	22.280	32.767	24.072	248.7	
11	2'05.094	33.511	25.563	32.887	33.133	243.8	11	2'04.707	36.789	24.764	31.370	31.784	248.2	
28th 66 Niki TUULI							Petronas Sprinta Raci FIN							
Runs=3 Total laps=18 Full laps=13							Runs=3 Total laps=17 Full laps=12							
1	2'04.904	33.389	22.798	31.527	32.612	254.5	12	1'54.835	29.631	22.485	31.167	31.552	248.5	
2	1'53.515	29.267	21.957	30.797	31.494	253.4	13	2'04.479	36.336	23.447	33.152	31.544	250.2	
3	2'09.819	42.100	24.495	31.500	31.724	246.3	14	1'54.109	29.373	22.177	31.026	31.533	249.4	
4	1'58.357	31.507	23.250	31.432	32.168	222.3	15	1'54.099	29.398	22.249	31.027	31.425	250.2	
5	1'53.496	29.162	22.016	30.676	31.642	251.5	16	1'54.201	29.455	22.227	31.052	31.467	250.6	
6	1'53.204	28.944	21.896	30.784	31.580	249.0	17	1'53.930	29.359	22.133	30.967	31.471	249.0	
7	1'53.329	29.169	21.992	30.843	31.325	248.6	18	1'54.057	29.351	22.179	31.036	31.491	248.9	
8	1'47.925 P	29.509	22.082	31.112	25.222	228.8	19	1'54.091	29.357	22.168	31.047	31.519	249.7	
9	2'13.912	40.701	29.136	32.020	32.055	232.4	31st 18 Xavi CARDELUS							Marinelli Snipers Tea AND
10	1'53.743	29.330	22.335	30.788	31.290	251.2	Runs=3 Total laps=17 Full laps=12							
11	1'56.605	29.332	24.047	31.887	31.339	249.0	1	2'08.116	33.278	23.080	31.790	32.151	252.8	
12	1'52.775	28.982	21.783	30.867	31.143	249.4	2	1'59.127	30.185	22.397	31.227	35.318	252.8	
13	1'53.331	28.985	21.789	31.051	31.506	249.0	3	1'54.558	29.547	22.468	31.037	31.506	252.3	
14	1'46.998 P	29.050	22.005	31.726	24.217	244.2	4	1'53.870	29.339	22.063	30.972	31.496	251.7	
15	2'03.526	33.980	23.416	32.847	33.283	192.5	5	1'58.629	29.293	23.909	31.469	33.958	237.7	
16	1'53.108	28.981	21.924	30.730	31.473	247.8	6	1'54.262	29.254	22.093	31.057	31.858	250.0	
17	1'53.102	28.986	21.884	30.783	31.449	249.3	7	1'49.544 P	29.410	22.129	31.380	26.625	242.5	
18	1'53.178	28.931	22.035	30.858	31.354	249.9	8	2'02.983	33.765	22.209	31.674	35.335	188.3	
29th 32 Isaac VIÑALES							32nd 21 Federico FULIGNI							Tasca Racing Scuderi ITA
Runs=3 Total laps=16 Full laps=11							Runs=3 Total laps=17 Full laps=12							
1	2'06.953	34.040	23.190	31.757	32.369	246.3	9	1'57.789	29.449	22.399	31.522	34.419	240.2	
2	2'00.135	29.614	24.342	31.470	34.709	196.1	10	1'54.076	29.366	22.287	30.944	31.479	251.2	
3	1'55.728	30.331	22.403	31.332	31.662	247.2	11	1'48.587 P	29.898	22.362	31.851	24.476	248.6	
4	1'54.316	29.390	22.238	31.138	31.550	248.7	12	2'08.289	33.623	23.935	36.902	33.829	220.6	
5	1'57.991	31.151	22.511	31.317	33.012	243.9	13	1'56.108	29.403	21.980	31.096	33.629	248.7	
6	1'54.226	29.361	22.238	31.092	31.535	248.4	14	2'18.533	34.346	27.251	39.446	37.490	167.4	
7	1'48.023 P	29.409	22.111	31.047	25.456	244.5	15	1'54.158	29.433	22.018	31.310	31.397	251.1	
8	2'14.504	38.219	25.594	35.451	35.240	214.6	16	2'06.000	31.318	24.751	37.526	32.405	251.1	
9	1'55.770	29.821	22.492	31.477	31.980	245.9	17	1'54.411	29.647	22.169	31.092	31.503	251.2	
10	1'50.583 P	29.627	23.292	32.492	25.172	242.9	32nd 21 Federico FULIGNI							Tasca Racing Scuderi ITA
11	2'18.127	40.775	26.303	33.000	38.049	182.4	Runs=3 Total laps=17 Full laps=12							
12	2'07.426	29.553	22.763	31.517	43.593		1	2'19.204	35.120	24.330	33.264	32.629	244.7	
13	1'53.380	29.130	22.039	30.905	31.306	248.1	2	1'56.319	30.143	22.416	31.595	32.165	245.6	
14	1'53.222	29.011	21.943	30.884	31.384	247.7	3	1'55.237	29.711	22.274	31.278	31.974	247.1	
15	1'53.406	29.059	21.934	31.021	31.392	248.1	4	1'54.711	29.552	22.067	31.294	31.798	245.6	
16	1'55.677	29.133	22.118	32.292	32.134	241.8	5	1'54.541	29.348	22.046	31.245	31.902	245.3	
							6	1'47.422 P	29.511	22.194	31.131	24.586	244.7	
							7	2'00.934	34.336	22.566	31.775	32.257	242.5	
							8	1'55.790	29.767	22.471	31.413	32.139	243.6	
							9	1'57.286	29.586	22.453	33.122	32.125	245.6	
							10	1'55.239	29.547	22.319	31.465	31.908	245.7	
							11	1'52.201 P	32.236	22.932	32.085	24.948	245.4	
							12	2'01.601	34.383	22.643	31.946	32.629	237.5	

Fastest Lap: Francesco BAGNAIA SKY Racing Team VR ITA **1'50.759** 28.422 21.382 30.269 30.686

These data/results cannot be reproduced, stored and/or transmitted in whole or in part by any manner of electronic, mechanical, photocopying, recording, broadcasting or otherwise now known or herein after developed without the previous express consent by the copyright owner, except for reproduction in daily press and regular printed publications on sale to the public within 60 days of the event related to those data/results and always provided that copyright symbol appears together as follows below.
© DORNA, 2018

Qualifying

Moto2

Lap	Lap Time	T1	T2	T3	T4	Speed	Lap	Lap Time	T1	T2	T3	T4	Speed
13	1'55.280	29.745	22.423	31.269	31.843	248.3							
14	1'56.007	29.645	22.087	31.853	32.422	233.2							
15	1'54.909	29.499	22.163	31.362	31.885	246.8							
16	1'54.199	29.343	22.046	31.106	31.704	246.4							
17	1'54.320	29.297	22.124	31.237	31.662	246.6							

Fastest Lap: Francesco BAGNAIA SKY Racing Team VR ITA **1'50.759** 28.422 21.382 30.269 30.686

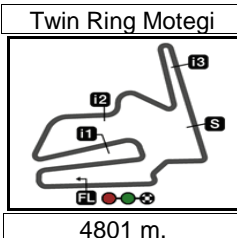
These data/results cannot be reproduced, stored and/or transmitted in whole or in part by any manner of electronic, mechanical, photocopying, recording, broadcasting or otherwise now known or herein after developed without the previous express consent by the copyright owner, except for reproduction in daily press and regular printed publications on sale to the public within 60 days of the event related to those data/results and always provided that copyright symbol appears together as follows below.
© DORNA, 2018

Official MotoGP Timing by **TISSOT**
www.motogp.com

Motegi, Saturday, October 20, 2018

Page 7 of 7





MOTUL GRAND PRIX OF JAPAN

Provisional Starting Grid

Race : 22 laps = 105.622 km

23

1	1 1'50.759 42 Francesco BAGNAIA Kalex	2 1'50.924 20 Fabio QUARTARARO Speed Up	3 1'50.990 27 Iker LECUONA KTM
2	4 1'51.043 23 Marcel SCHROTTER Kalex	5 1'51.092 7 Lorenzo BALDASSARRI Kalex	6 1'51.250 73 Alex MARQUEZ Kalex
3	7 1'51.313 97 Xavi VIERGE Kalex	8 1'51.327 45 Tetsuta NAGASHIMA Kalex	9 1'51.331 44 Miguel OLIVEIRA KTM
4	10 1'51.340 41 Brad BINDER KTM	11 1'51.343 10 Luca MARINI Kalex	12 1'51.359 40 Augusto FERNANDEZ Kalex
5	13 1'51.505 87 Remy GARDNER Tech 3	14 1'51.555 36 Joan MIR Kalex	15 1'51.638 9 Jorge NAVARRO Kalex
6	16 1'51.666 24 Simone CORSI Kalex	17 1'51.769 77 Dominique AEGERTER KTM	18 1'51.797 16 Joe ROBERTS NTS
7	19 1'51.808 22 Sam LOWES KTM	20 1'51.822 5 Andrea LOCATELLI Kalex	21 1'51.862 54 Mattia PASINI Kalex
8	22 1'51.899 57 Edgar PONS Speed Up	23 1'52.258 89 Khairul Idham PAWI Kalex	24 1'52.378 2 Jesko RAFFIN Kalex

The results are provisional until the end of the limit for protest and appeals and until the ratification of the Event Management Committee.

Time limit for protest expires 60' at the latest after publication of the results - Mr. Time:

These data/results cannot be reproduced, stored and/or transmitted in whole or in part by any manner of electronic, mechanical, photocopying, recording, broadcasting or otherwise now known or herein after developed without the previous express consent by the copyright owner, except for reproduction in daily press and regular printed publications on sale to the public within 60 days of the event related to those data/results and always provided that copyright symbol appears together as follows below.

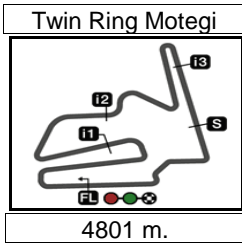
© DORNA, 2018

Official MotoGP Timing by TISSOT
www.motogp.com

Motegi, Saturday, October 20, 2018

Page 1 of 2





MOTUL GRAND PRIX OF JAPAN
Provisional Starting Grid

Race : 22 laps = 105.622 km

23

9	<p>25 1'52.505 4 Steven ODENDAAL NTS</p>	<p>26 1'52.549 64 Bo BENDSNEYDER Tech 3</p>	<p>27 1'52.625 62 Stefano MANZI Suter</p>
10	<p>28 1'52.775 66 Niki TUULI Kalex</p>	<p>29 1'53.222 32 Isaac VIÑALES Suter</p>	<p>30 1'53.755 95 Jules DANILO Kalex</p>
11	<p>31 1'53.870 18 Xavi CARDELUS Kalex</p>	<p>32 1'54.199 21 Federico FULIGNI Kalex</p>	

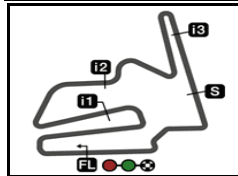
The results are provisional until the end of the limit for protest and appeals and until the ratification of the Event Management Committee.

Time limit for protest expires 60' at the latest after publication of the results - Mr. Time:

These data/results cannot be reproduced, stored and/or transmitted in whole or in part by any manner of electronic, mechanical, photocopying, recording, broadcasting or otherwise now known or herein after developed without the previous express consent by the copyright owner, except for reproduction in daily press and regular printed publications on sale to the public within 60 days of the event related to those data/results and always provided that copyright symbol appears together as follows below.

© DORNA, 2018





4801 m.

MOTUL GRAND PRIX OF JAPAN

After the Qualifying

Event Best Maximum Speed



Rider	Nation Team	Motorcycle	Km/h	
41 Brad BINDER	RSA Red Bull KTM Ajo	KTM	258.8	Qualifying
9 Jorge NAVARRO	SPA Federal Oil Gresini Moto2	KALEX	256.8	Qualifying
5 Andrea LOCATELLI	ITA Italtrans Racing Team	KALEX	256.5	Qualifying
10 Luca MARINI	ITA SKY Racing Team VR46	KALEX	256.1	Free Practice Nr. 3
44 Miguel OLIVEIRA	POR Red Bull KTM Ajo	KTM	255.9	Free Practice Nr. 2
40 Augusto FERNANDEZ	SPA Pons HP40	KALEX	255.8	Free Practice Nr. 3
73 Alex MARQUEZ	SPA EG 0,0 Marc VDS	KALEX	255.7	Free Practice Nr. 3
36 Joan MIR	SPA EG 0,0 Marc VDS	KALEX	255.5	Free Practice Nr. 2
42 Francesco BAGNAIA	ITA SKY Racing Team VR46	KALEX	255.5	Qualifying
23 Marcel SCHROTTER	GER Dynavolt Intact GP	KALEX	255.0	Qualifying
7 Lorenzo BALDASSARRI	ITA Pons HP40	KALEX	254.9	Qualifying
77 Dominique AEGERTER	SWI Kiefer Racing	KTM	254.8	Qualifying
54 Mattia PASINI	ITA Italtrans Racing Team	KALEX	254.7	Qualifying
45 Tetsuta NAGASHIMA	JPN IDEMITSU Honda Team Asia	KALEX	254.6	Qualifying
66 Niki TUULI	FIN Petronas Sprinta Racing	KALEX	254.5	Qualifying
24 Simone CORSI	ITA Tasca Racing Scuderia Moto2	KALEX	254.4	Qualifying
97 Xavi VIERGE	SPA Dynavolt Intact GP	KALEX	254.4	Free Practice Nr. 2
87 Remy GARDNER	AUS Tech 3 Racing	TECH 3	253.8	Qualifying
20 Fabio QUARTARARO	FRA MB Conveyors - Speed Up	SPEED UP	253.5	Qualifying
95 Jules DANILLO	FRA Nashi Argan SAG Team	KALEX	253.5	Qualifying
89 Khairul Idham PAWI	MAL IDEMITSU Honda Team Asia	KALEX	253.4	Qualifying
4 Steven ODENDAAL	RSA NTS RW Racing GP	NTS	253.2	Qualifying
27 Iker LECUONA	SPA Swiss Innovative Investors	KTM	252.9	Qualifying
18 Xavi CARDELUS	AND Marinelli Snipers Team	KALEX	252.8	Qualifying
22 Sam LOWES	GBR Swiss Innovative Investors	KTM	252.6	Qualifying
62 Stefano MANZI	ITA Forward Racing Team	SUTER	252.5	Qualifying
57 Edgar PONS	SPA MB Conveyors - Speed Up	SPEED UP	252.1	Qualifying
64 Bo BENDSNEYDER	NED Tech 3 Racing	TECH 3	251.2	Qualifying
16 Joe ROBERTS	USA NTS RW Racing GP	NTS	250.1	Free Practice Nr. 2
2 Jesko RAFFIN	SWI SAG Team	KALEX	250.0	Free Practice Nr. 2
21 Federico FULIGNI	ITA Tasca Racing Scuderia Moto2	KALEX	249.7	Free Practice Nr. 2
32 Isaac VIÑALES	SPA Forward Racing Team	SUTER	249.0	Free Practice Nr. 2

These data/results cannot be reproduced, stored and/or transmitted in whole or in part by any manner of electronic, mechanical, photocopying, recording, broadcasting or otherwise now known or herein after developed without the previous express consent by the copyright owner, except for reproduction in daily press and regular printed publications on sale to the public within 60 days of the event related to those data/results and always provided that copyright symbol appears together as follows below.


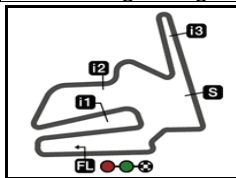
© DORNA, 2018

Official MotoGP Timing by TISSOT
www.motogp.com

Motegi, Saturday, October 20, 2018



Twin Ring Motegi

Results and timing service provided by  TISSOT

4801 m.

MOTUL GRAND PRIX OF JAPAN

Qualifying

Best Partial Times

Moto2™

IT Ideal Lap Time, sum of the best partial times

BT Best Lap Time

T1		T2		T3		T4				IT	BT	
Pos	Rider	Time	Rider	Time	Rider	Time	Rider	Time	Pos	Rider	IT	BT
1	F.BAGNAIA	28.422	F.BAGNAIA	21.341	M.SCHROTTER	30.186	F.BAGNAIA	30.645	1	F.BAGNAIA	1'50.621	1'50.759 (1)
2	F.QUARTARARO	28.437	F.QUARTARARO	21.370	I.LECUONA	30.207	F.QUARTARARO	30.661	2	F.QUARTARARO	1'50.689	1'50.924 (2)
3	L.BALDASSARRI	28.537	B.BINDER	21.409	F.BAGNAIA	30.213	L.MARINI	30.716	3	I.LECUONA	1'50.990	1'50.990 (3)
4	M.SCHROTTER	28.541	R.GARDNER	21.424	F.QUARTARARO	30.221	A.MARQUEZ	30.737	4	M.SCHROTTE	1'50.991	1'51.043 (4)
5	B.BINDER	28.551	T.NAGASHIMA	21.438	L.BALDASSARRI	30.232	L.BALDASSARRI	30.748	5	L.BALDASSARRI	1'51.002	1'51.092 (5)
6	I.LECUONA	28.573	I.LECUONA	21.461	M.OLIVEIRA	30.253	I.LECUONA	30.749	6	L.MARINI	1'51.108	1'51.343 (11)
7	S.LOWES	28.592	M.SCHROTTER	21.468	X.VIERGE	30.267	M.OLIVEIRA	30.753	7	M.OLIVEIRA	1'51.133	1'51.331 (9)
8	A.FERNANDEZ	28.598	L.MARINI	21.474	R.GARDNER	30.284	J.MIR	30.781	8	B.BINDER	1'51.190	1'51.340 (10)
9	T.NAGASHIMA	28.612	L.BALDASSARRI	21.485	L.MARINI	30.296	A.FERNANDEZ	30.785	9	T.NAGASHIMA	1'51.218	1'51.327 (8)
10	L.MARINI	28.622	M.OLIVEIRA	21.487	J.ROBERTS	30.316	M.SCHROTTER	30.796	10	A.MARQUEZ	1'51.223	1'51.250 (6)
11	J.MIR	28.627	A.MARQUEZ	21.494	A.FERNANDEZ	30.329	B.BINDER	30.804	11	R.GARDNER	1'51.269	1'51.505 (13)
12	M.OLIVEIRA	28.640	J.NAVARRO	21.510	T.NAGASHIMA	30.329	J.NAVARRO	30.816	12	X.VIERGE	1'51.300	1'51.313 (7)
13	D.AEGERTER	28.640	X.VIERGE	21.531	J.NAVARRO	30.339	S.CORSI	30.819	13	A.FERNANDEZ	1'51.310	1'51.359 (12)
14	R.GARDNER	28.641	A.LOCATELLI	21.554	A.MARQUEZ	30.343	T.NAGASHIMA	30.839	14	J.MIR	1'51.373	1'51.555 (14)
15	X.VIERGE	28.642	M.PASINI	21.582	J.MIR	30.359	X.VIERGE	30.860	15	J.NAVARRO	1'51.392	1'51.638 (15)
16	A.MARQUEZ	28.649	E.PONS	21.589	S.CORSI	30.408	A.LOCATELLI	30.872	16	S.CORSI	1'51.623	1'51.666 (16)
17	J.NAVARRO	28.727	S.LOWES	21.590	B.BINDER	30.426	R.GARDNER	30.920	17	S.LOWES	1'51.652	1'51.808 (19)
18	J.ROBERTS	28.751	D.AEGERTER	21.594	M.PASINI	30.447	S.LOWES	30.963	18	D.AEGERTER	1'51.660	1'51.769 (17)
19	S.MANZI	28.754	A.FERNANDEZ	21.598	D.AEGERTER	30.450	E.PONS	30.968	19	A.LOCATELLI	1'51.686	1'51.822 (20)
20	A.LOCATELLI	28.778	J.MIR	21.606	E.PONS	30.452	D.AEGERTER	30.976	20	J.ROBERTS	1'51.707	1'51.797 (18)
21	S.CORSI	28.785	S.CORSI	21.611	A.LOCATELLI	30.482	J.ROBERTS	31.002	21	E.PONS	1'51.836	1'51.899 (22)
22	J.RAFFIN	28.801	J.ROBERTS	21.638	S.LOWES	30.507	M.PASINI	31.002	22	M.PASINI	1'51.851	1'51.862 (21)
23	M.PASINI	28.820	J.RAFFIN	21.680	K.PAWI	30.579	K.PAWI	31.051	23	K.PAWI	1'52.255	1'52.258 (23)
24	E.PONS	28.827	B.BENDSNEYDE	21.691	B.BENDSNEYDE	30.595	S.ODENDAAL	31.125	24	S.ODENDAAL	1'52.336	1'52.505 (25)

These data/results cannot be reproduced, stored and/or transmitted in whole or in part by any manner of electronic, mechanical, photocopying, recording, broadcasting or otherwise now known or herein after developed without the previous express consent by the copyright owner, except for reproduction in daily press and regular printed publications on sale to the public within 60 days of the event related to those data/results and always provided that copyright symbol appears together as follows below.

© DORNA, 2018


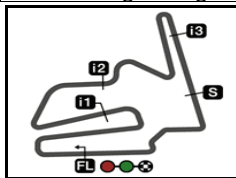
Official MotoGP Timing by TISSOT

www.motogp.com

moto2™



Twin Ring Motegi

Results and timing service provided by  TISSOT

4801 m.

MOTUL GRAND PRIX OF JAPAN

Qualifying

Best Partial Times

Moto2™

IT Ideal Lap Time, sum of the best partial times*BT* Best Lap Time

<i>T1</i>		<i>T2</i>		<i>T3</i>		<i>T4</i>				<i>IT</i>	<i>BT</i>	
<i>Pos</i>	<i>Rider</i>	<i>Time</i>	<i>Rider</i>	<i>Time</i>	<i>Rider</i>	<i>Time</i>	<i>Rider</i>	<i>Time</i>	<i>Pos</i>	<i>Rider</i>		
25	S.ODENDAAL	28.893	K.PAWI	21.706	S.ODENDAAL	30.608	S.MANZI	31.127	25	J.RAFFIN	1'52.377	1'52.378 (24)
26	B.BENDSNEYDE	28.900	S.ODENDAAL	21.710	J.RAFFIN	30.662	N.TUULI	31.143	26	S.MANZI	1'52.385	1'52.625 (27)
27	K.PAWI	28.919	N.TUULI	21.783	N.TUULI	30.676	J.RAFFIN	31.234	27	B.BENDSNEYDE	1'52.448	1'52.549 (26)
28	N.TUULI	28.931	S.MANZI	21.826	S.MANZI	30.678	B.BENDSNEYDE	31.262	28	N.TUULI	1'52.533	1'52.775 (28)
29	I.VIÑALES	29.011	I.VIÑALES	21.934	I.VIÑALES	30.884	I.VIÑALES	31.306	29	I.VIÑALES	1'53.135	1'53.222 (29)
30	X.CARDELUS	29.254	X.CARDELUS	21.980	J.DANILO	30.917	J.DANILO	31.368	30	X.CARDELUS	1'53.575	1'53.870 (31)
31	F.FULIGNI	29.297	J.DANILO	22.007	X.CARDELUS	30.944	X.CARDELUS	31.397	31	J.DANILO	1'53.621	1'53.755 (30)
32	J.DANILO	29.329	F.FULIGNI	22.046	F.FULIGNI	31.106	F.FULIGNI	31.662	32	F.FULIGNI	1'54.111	1'54.199 (32)

These data/results cannot be reproduced, stored and/or transmitted in whole or in part by any manner of electronic, mechanical, photocopying, recording, broadcasting or otherwise now known or herein after developed without the previous express consent by the copyright owner, except for reproduction in daily press and regular printed publications on sale to the public within 60 days of the event related to those data/results and always provided that copyright symbol appears together as follows below.

© DORNA, 2018


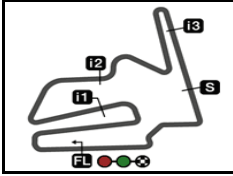
Official MotoGP Timing by TISSOT

www.motogp.com

moto2™




Twin Ring Motegi

Results and timing service provided by  **TISSOT****Moto2™**

4801 m.

MOTUL GRAND PRIX OF JAPAN**Qualifying****Fastest Laps Sequence**

<i>Practice Time</i>	 <i>Rider</i>	<i>Nation</i>	<i>Motorcycle</i>	<i>Time</i>	<i>Km/h</i>	<i>Rider's Lap</i>
3'55.430	27 Iker LECUONA	SPA	KTM	1'51.701	154.7	2
5'46.772	27 Iker LECUONA	SPA	KTM	1'51.342	155.2	3
5'47.314	44 Miguel OLIVEIRA	POR	KTM	1'51.331	155.2	3
6'24.647	20 Fabio QUARTARARO	FRA	SPEED UP	1'51.254	155.3	3
6'44.229	42 Francesco BAGNAIA	ITA	KALEX	1'50.889	155.8	3
12'17.165	42 Francesco BAGNAIA	ITA	KALEX	1'50.759	156.0	6

These data/results cannot be reproduced, stored and/or transmitted in whole or in part by any manner of electronic, mechanical, photocopying, recording, broadcasting or otherwise now known or herein after developed without the previous express consent by the copyright owner, except for reproduction in daily press and regular printed publications on sale to the public within 60 days of the event related to those data/results and always provided that copyright symbol appears together as follows below.

© DORNA, 2018

Official MotoGP Timing by **TISSOT**
www.motogp.com

Motegi, Saturday, October 20, 2018*moto2™*