

Buriram 4.554 m

## Thai Round, 23-24-25 March 2018 World Superbike - Free Practices Combined Results

No.	Rider	Nat	Team	Bike	Class	FP1	FP2	FP3	Time	Gap	Rel.	Avg Laps
1	<b>50 E. LAVERTY</b>	IRL	Milwaukee Aprilia	Aprilia RSV4 RF		1'34.249	<b>1'33.851</b>		<b>1'33.851</b>			174,685 29
2	<b>2 L. CAMIER</b>	GBR	Red Bull Honda World Superbike Team	Honda CBR1000RR		1'34.408	<b>1'33.885</b>		<b>1'33.885</b>	0.034	0.034	174,622 29
3	<b>12 X. FORES</b>	ESP	Barri Racing Team	Ducati Panigale R	IND	<b>1'33.960</b>	1'34.083		<b>1'33.960</b>	0.109	0.075	174,483 32
4	<b>1 J. REA</b>	GBR	Kawasaki Racing Team WorldSBK	Kawasaki ZX-10RR		1'34.724	<b>1'34.036</b>		<b>1'34.036</b>	0.185	0.076	174,342 30
5	<b>60 M. VAN DER MARK</b>	NED	Pata Yamaha Official WorldSBK Team	Yamaha YZF R1		1'34.765	<b>1'34.068</b>		<b>1'34.068</b>	0.217	0.032	174,282 32
6	<b>66 T. SYKES</b>	GBR	Kawasaki Racing Team WorldSBK	Kawasaki ZX-10RR		1'34.329	<b>1'34.085</b>		<b>1'34.085</b>	0.234	0.017	174,251 33
7	<b>81 J. TORRES</b>	ESP	MV Agusta Reparto Corse	MV Agusta 1000 F4		1'34.292	<b>1'34.106</b>		<b>1'34.106</b>	0.255	0.021	174,212 31
8	<b>22 A. LOWES</b>	GBR	Pata Yamaha Official WorldSBK Team	Yamaha YZF R1		1'34.437	<b>1'34.144</b>		<b>1'34.144</b>	0.293	0.038	174,142 29
9	<b>7 C. DAVIES</b>	GBR	Aruba.it Racing - Ducati	Ducati Panigale R		1'34.620	<b>1'34.187</b>		<b>1'34.187</b>	0.336	0.043	174,062 31
10	<b>33 M. MELANDRI</b>	ITA	Aruba.it Racing - Ducati	Ducati Panigale R		1'34.503	<b>1'34.335</b>		<b>1'34.335</b>	0.484	0.148	173,789 33
11	<b>76 L. BAZ</b>	FRA	GULF ALTHEA BMW Racing Team	BMW S 1000 RR		1'34.615	<b>1'34.349</b>		<b>1'34.349</b>	0.498	0.014	173,763 35
12	<b>45 J. GAGNE</b>	USA	Red Bull Honda World Superbike Team	Honda CBR1000RR		1'35.222	<b>1'34.500</b>		<b>1'34.500</b>	0.649	0.151	173,486 30
13	<b>40 R. RAMOS</b>	ESP	Team GoEleven Kawasaki	Kawasaki ZX-10RR	IND	1'34.713	<b>1'34.600</b>		<b>1'34.600</b>	0.749	0.100	173,302 35
14	<b>32 L. SAVADORI</b>	ITA	Milwaukee Aprilia	Aprilia RSV4 RF		1'35.441	<b>1'34.676</b>		<b>1'34.676</b>	0.825	0.076	173,163 27
15	<b>54 T. RAZGATLIOGLU</b>	TUR	Kawasaki Puccetti Racing	Kawasaki ZX-10RR	IND	1'36.200	<b>1'34.831</b>		<b>1'34.831</b>	0.980	0.155	172,880 28
16	<b>36 L. MERCADO</b>	ARG	Orelac Racing VerdNatura	Kawasaki ZX-10RR	IND	1'35.416	<b>1'34.937</b>		<b>1'34.937</b>	1.086	0.106	172,687 28
17	<b>68 Y. HERNANDEZ</b>	COL	Team Pedercini Racing	Kawasaki ZX-10RR	IND	1'36.444	<b>1'35.009</b>		<b>1'35.009</b>	1.158	0.072	172,556 34
18	<b>99 P. JACOBSEN</b>	USA	TripleM Honda World Superbike Team	Honda CBR1000RR	IND	1'36.449	<b>1'35.302</b>		<b>1'35.302</b>	1.451	0.293	172,026 29
19	<b>37 O. JEZEK</b>	CZE	Guandalini Racing	Yamaha YZF R1	IND							1

23/03/2018

These data/results cannot be reproduced, stored and/or transmitted in whole or in part by any manner of electronic, mechanical, photocopying, recording, broadcasting or otherwise now known or herein after developed without the previous express consent by the copyright owner, except for reproduction in daily press and regular printed publications on sale to the public within 60 days of the event related to those data/results and always provided that copyright symbol appears together as follows below.

© DORNA WSBK ORGANIZATION Srl 2018

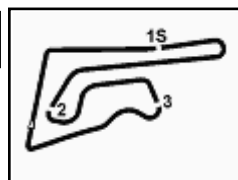
FIKIR PERUGIA TIMING



Official Tyre Supplier



Official Timekeeper



## Thai Round, 23-24-25 March 2018 World Superbike - Results Free Practice 2nd Session

Buriram 4.554 m

1 / 2

No.	Rider	Nat	Team	Bike	Class	Time	Gap	Rel.	Laps	Speed	
										Avg	Max
1	50 E. LAVERTY	IRL	Milwaukee Aprilia	Aprilia RSV4 RF		<b>1'33.851</b>			15	174,685	<b>300,8</b>
2	2 L. CAMIER	GBR	Red Bull Honda World Superbike Team	Honda CBR1000RR		<b>1'33.885</b>	0.034	0.034	16	174,622	<b>295,1</b>
3	1 J. REA	GBR	Kawasaki Racing Team WorldSBK	Kawasaki ZX-10RR		<b>1'34.036</b>	0.185	0.151	14	174,342	<b>295,9</b>
4	60 M. VAN DER MARK	NED	Pata Yamaha Official WorldSBK Team	Yamaha YZF R1		<b>1'34.068</b>	0.217	0.032	16	174,282	<b>299,2</b>
5	12 X. FORES	ESP	Barni Racing Team	Ducati Panigale R	IND	<b>1'34.083</b>	0.232	0.015	17	174,255	<b>298,3</b>
6	66 T. SYKES	GBR	Kawasaki Racing Team WorldSBK	Kawasaki ZX-10RR		<b>1'34.085</b>	0.234	0.002	16	174,251	<b>294,3</b>
7	81 J. TORRES	ESP	MV Agusta Reparto Corse	MV Agusta 1000 F4		<b>1'34.106</b>	0.255	0.021	16	174,212	<b>295,1</b>
8	22 A. LOWES	GBR	Pata Yamaha Official WorldSBK Team	Yamaha YZF R1		<b>1'34.144</b>	0.293	0.038	14	174,142	<b>296,7</b>
9	7 C. DAVIES	GBR	Aruba.it Racing - Ducati	Ducati Panigale R		<b>1'34.187</b>	0.336	0.043	17	174,062	<b>298,3</b>
10	33 M. MELANDRI	ITA	Aruba.it Racing - Ducati	Ducati Panigale R		<b>1'34.335</b>	0.484	0.148	15	173,789	<b>300,0</b>
11	76 L. BAZ	FRA	GULF ALTHEA BMW Racing Team	BMW S 1000 RR		<b>1'34.349</b>	0.498	0.014	17	173,763	<b>291,9</b>
12	45 J. GAGNE	USA	Red Bull Honda World Superbike Team	Honda CBR1000RR		<b>1'34.500</b>	0.649	0.151	15	173,486	<b>295,1</b>
13	40 R. RAMOS	ESP	Team GoEleven Kawasaki	Kawasaki ZX-10RR	IND	<b>1'34.600</b>	0.749	0.100	17	173,302	<b>293,5</b>
14	32 L. SAVADORI	ITA	Milwaukee Aprilia	Aprilia RSV4 RF		<b>1'34.676</b>	0.825	0.076	13	173,163	<b>299,2</b>
15	54 T. RAZGATLIOGLU	TUR	Kawasaki Puccetti Racing	Kawasaki ZX-10RR	IND	<b>1'34.831</b>	0.980	0.155	15	172,880	<b>294,3</b>
16	36 L. MERCADO	ARG	Orelac Racing VerdNatura	Kawasaki ZX-10RR	IND	<b>1'34.937</b>	1.086	0.106	14	172,687	<b>291,9</b>
17	68 Y. HERNANDEZ	COL	Team Pedercini Racing	Kawasaki ZX-10RR	IND	<b>1'35.009</b>	1.158	0.072	17	172,556	<b>293,5</b>
18	99 P. JACOBSEN	USA	TripleM Honda World Superbike Team	Honda CBR1000RR	IND	<b>1'35.302</b>	1.451	0.293	13	172,026	<b>295,9</b>
----- Out 107% in this Session -----											
19	37 O. JEZEK	CZE	Guandalini Racing	Yamaha YZF R1	IND				0		

Qualifying Lap Time (107% of 1'33.851): 1'40.422

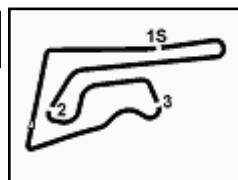
AIR	Humidity:	56%	Temp:	28°C
TRACK	Condition:	Dry	Temp:	40°C

Records	Pole (SP2)	2017	J.Rea	1'32.957	176,370	Km/h
	Race (RC1)	2017	J.Rea	1'33.436	175,460	Km/h
	Circuit (SP2)	2017	J.Rea	1'32.957	176,370	Km/h

23/03/2018      Start      End      The results are provisional until the end of the time limit for protests and appeals  
12:30      13:12      and the completion of the technical checks.

These data/results cannot be reproduced, stored and/or transmitted in whole or in part by any manner of electronic, mechanical, photocopying, recording, broadcasting or otherwise now known or herein after developed without the previous express consent by the copyright owner, except for reproduction in daily press and regular printed publications on sale to the public within 60 days of the event related to those data/results and always provided that copyright symbol appears together as follows below.

© DORNA WSBK ORGANIZATION Srl 2018



## Thai Round, 23-24-25 March 2018

### World Superbike - Results Free Practice 2nd Session

#### Session Highlights

Local Time	No. Rider	Description
12.30.00		Start
12.36.45		WorldSBK Pit Intervention Time: 1min 6secs
12.47.55	7 C. DAVIES	Crashed - Turn 5
12.48.35	7 C. DAVIES	Re-joined
13.10.19	45 J. GAGNE	Crashed - Turn 3
13.10.38	45 J. GAGNE	Re-joined
13.12.07		End Of Session

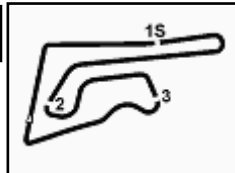
#### Fastest Laps Sequence

No.	Rider	Nat	Team	Bike	Local Time	Time	Gap	Avg
76	L. BAZ	FRA	GULF ALTHEA BMW Racing Team	BMW S 1000 RR	12:33'10.856	<b>1'35.140</b>		172,319
2	L. CAMIER	GBR	Red Bull Honda World Superbike Team	Honda CBR1000RR	12:34'21.400	<b>1'34.576</b>	-0.564	173,346
50	E. LAVERTY	IRL	Milwaukee Aprilia	Aprilia RSV4 RF	12:35'00.609	<b>1'34.439</b>	-0.137	173,598
2	L. CAMIER	GBR	Red Bull Honda World Superbike Team	Honda CBR1000RR	12:35'55.509	<b>1'34.109</b>	-0.330	174,207
66	T. SYKES	GBR	Kawasaki Racing Team WorldSBK	Kawasaki ZX-10RR	12:40'43.424	<b>1'34.085</b>	-0.024	174,251
1	J. REA	GBR	Kawasaki Racing Team WorldSBK	Kawasaki ZX-10RR	12:59'05.291	<b>1'34.050</b>	-0.035	174,316
1	J. REA	GBR	Kawasaki Racing Team WorldSBK	Kawasaki ZX-10RR	13:02'13.547	<b>1'34.036</b>	-0.014	174,342
50	E. LAVERTY	IRL	Milwaukee Aprilia	Aprilia RSV4 RF	13:08'24.829	<b>1'33.851</b>	-0.185	174,685

23/03/2018 Start 12:30 End 13:12 The results are provisional until the end of the time limit for protests and appeals and the completion of the technical checks.

These data/results cannot be reproduced, stored and/or transmitted in whole or in part by any manner of electronic, mechanical, photocopying, recording, broadcasting or otherwise now known or herein after developed without the previous express consent by the copyright owner, except for reproduction in daily press and regular printed publications on sale to the public within 60 days of the event related to those data/results and always provided that copyright symbol appears together as follows below.

© DORNA WSBK ORGANIZATION Srl 2018


**Thai Round, 23-24-25 March 2018**
**World Superbike - Best Sectors & Speed Free Practice 2nd Session**

BEST LAP			
1	50 E. LAVERTY	Aprilia RSV4 RF	1'33.851
2	2 L. CAMIER	Honda CBR1000RR	1'33.885
3	1 J. REA	Kawasaki ZX-10RR	1'34.036
4	60 M. VAN DER MARK	Yamaha YZF R1	1'34.068
5	12 X. FORES	Ducati Panigale R	1'34.083
6	66 T. SYKES	Kawasaki ZX-10RR	1'34.085
7	81 J. TORRES	MV Agusta 1000 F4	1'34.106
8	22 A. LOWES	Yamaha YZF R1	1'34.144
9	7 C. DAVIES	Ducati Panigale R	1'34.187
10	33 M. MELANDRI	Ducati Panigale R	1'34.335
11	76 L. BAZ	BMW S 1000 RR	1'34.349
12	45 J. GAGNE	Honda CBR1000RR	1'34.500
13	40 R. RAMOS	Kawasaki ZX-10RR	1'34.600
14	32 L. SAVADORI	Aprilia RSV4 RF	1'34.676
15	54 T. RAZGATLIOGLU	Kawasaki ZX-10RR	1'34.831
16	36 L. MERCADO	Kawasaki ZX-10RR	1'34.937
17	68 Y. HERNANDEZ	Kawasaki ZX-10RR	1'35.009
18	99 P. JACOBSEN	Honda CBR1000RR	1'35.302
19	37 O. JEZEK	Yamaha YZF R1	

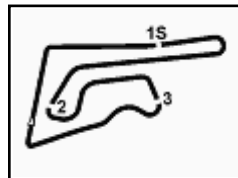
SPEED			
1	50 E. LAVERTY	Aprilia RSV4 RF	300,8
2	33 M. MELANDRI	Ducati Panigale R	300,0
3	32 L. SAVADORI	Aprilia RSV4 RF	299,2
4	60 M. VAN DER MARK	Yamaha YZF R1	299,2
5	12 X. FORES	Ducati Panigale R	298,3
6	7 C. DAVIES	Ducati Panigale R	298,3
7	22 A. LOWES	Yamaha YZF R1	296,7
8	1 J. REA	Kawasaki ZX-10RR	295,9
9	99 P. JACOBSEN	Honda CBR1000RR	295,9
10	45 J. GAGNE	Honda CBR1000RR	295,1
11	81 J. TORRES	MV Agusta 1000 F4	295,1
12	2 L. CAMIER	Honda CBR1000RR	295,1
13	54 T. RAZGATLIOGLU	Kawasaki ZX-10RR	294,3
14	66 T. SYKES	Kawasaki ZX-10RR	294,3
15	40 R. RAMOS	Kawasaki ZX-10RR	293,5
16	68 Y. HERNANDEZ	Kawasaki ZX-10RR	293,5
17	36 L. MERCADO	Kawasaki ZX-10RR	291,9
18	76 L. BAZ	BMW S 1000 RR	291,9

SEG. 1		SEG. 2		SEG. 3		SEG. 4					
1	50 E. LAVERTY	19.582	1	33 M. MELANDRI	26.820	1	81 J. TORRES	23.267	1	2 L. CAMIER	23.639
2	12 X. FORES	19.610	2	2 L. CAMIER	26.928	2	1 J. REA	23.383	2	22 A. LOWES	23.657
3	33 M. MELANDRI	19.672	3	1 J. REA	26.930	3	60 M. VAN DER MARK	23.428	3	1 J. REA	23.669
4	22 A. LOWES	19.690	4	22 A. LOWES	26.947	4	2 L. CAMIER	23.437	4	60 M. VAN DER MARK	23.685
5	7 C. DAVIES	19.714	5	7 C. DAVIES	26.961	5	76 L. BAZ	23.451	5	81 J. TORRES	23.714
6	2 L. CAMIER	19.726	6	66 T. SYKES	26.963	6	66 T. SYKES	23.452	6	7 C. DAVIES	23.726
7	60 M. VAN DER MARK	19.739	7	50 E. LAVERTY	26.979	7	45 J. GAGNE	23.456	7	76 L. BAZ	23.727
8	32 L. SAVADORI	19.768	8	12 X. FORES	26.994	8	50 E. LAVERTY	23.461	8	50 E. LAVERTY	23.761
9	66 T. SYKES	19.794	9	60 M. VAN DER MARK	27.026	9	12 X. FORES	23.467	9	40 R. RAMOS	23.792
10	81 J. TORRES	19.803	10	81 J. TORRES	27.055	10	22 A. LOWES	23.512	10	66 T. SYKES	23.800
11	54 T. RAZGATLIOGLU	19.822	11	45 J. GAGNE	27.064	11	40 R. RAMOS	23.538	11	33 M. MELANDRI	23.818
12	45 J. GAGNE	19.825	12	32 L. SAVADORI	27.208	12	7 C. DAVIES	23.579	12	45 J. GAGNE	23.824
13	40 R. RAMOS	19.830	13	40 R. RAMOS	27.235	13	68 Y. HERNANDEZ	23.583	13	12 X. FORES	23.852
14	68 Y. HERNANDEZ	19.841	14	76 L. BAZ	27.252	14	33 M. MELANDRI	23.597	14	68 Y. HERNANDEZ	23.959
15	76 L. BAZ	19.845	15	54 T. RAZGATLIOGLU	27.292	15	32 L. SAVADORI	23.602	15	36 L. MERCADO	23.975
16	1 J. REA	19.866	16	68 Y. HERNANDEZ	27.346	16	36 L. MERCADO	23.609	16	99 P. JACOBSEN	24.009
17	99 P. JACOBSEN	19.885	17	36 L. MERCADO	27.378	17	54 T. RAZGATLIOGLU	23.656	17	54 T. RAZGATLIOGLU	24.038
18	36 L. MERCADO	19.975	18	99 P. JACOBSEN	27.490	18	99 P. JACOBSEN	23.813	18	32 L. SAVADORI	24.040

23/03/2018

These data/results cannot be reproduced, stored and/or transmitted in whole or in part by any manner of electronic, mechanical, photocopying, recording, broadcasting or otherwise now known or herein after developed without the previous express consent by the copyright owner, except for reproduction in daily press and regular printed publications on sale to the public within 60 days of the event related to those data/results and always provided that copyright symbol appears together as follows below.

© DORNA WSBK ORGANIZATION Srl 2018



Buriram 4.554 m

## Thai Round, 23-24-25 March 2018

### World Superbike - Ideal Times Free Practice 2nd Session

No.	Rider	Nat	Bike	Seg. 1	Seg. 2	Seg. 3	Seg. 4	Ideal Time			
				Diff. 1	Diff. 2	Diff. 3	Diff. 4	Best Lap	Pos.	Diff.	
1	<b>2 L. CAMIER</b>	GBR	Honda CBR1000RR	19.726	26.928 0.154	23.437 0.001	<b>23.639</b>	<b>1'33.730</b>	1'33.885	3	0.155
2	<b>50 E. LAVERTY</b>	IRL	Aprilia RSV4 RF	<b>19.582</b>	26.979 0.034	23.461	23.761	<b>1'33.783</b>	1'33.851	2	0.068
3	<b>22 A. LOWES</b>	GBR	Yamaha YZF R1	19.690 0.066	26.947 0.162	23.512 0.110	23.657	<b>1'33.806</b>	1'34.144	9	0.338
4	<b>81 J. TORRES</b>	ESP	MV Agusta 1000 F4	19.803 0.116	27.055 0.079	<b>23.267</b> 0.072	23.714	<b>1'33.839</b>	1'34.106	8	0.267
5	<b>1 J. REA</b>	GBR	Kawasaki ZX-10RR	19.866 0.062	26.930 0.053	23.383 0.038	23.669 0.035	<b>1'33.848</b>	1'34.036	4	0.188
6	<b>60 M. VAN DER MARK</b>	NED	Yamaha YZF R1	19.739	27.026 0.190	23.428	23.685	<b>1'33.878</b>	1'34.068	5	0.190
7	<b>33 M. MELANDRI</b>	ITA	Ducati Panigale R	19.672 0.042	<b>26.820</b> 0.165	23.597 0.098	23.818 0.123	<b>1'33.907</b>	1'34.335	11	0.428
8	<b>12 X. FORES</b>	ESP	Ducati Panigale R	19.610 0.053	26.994	23.467 0.107	23.852	<b>1'33.923</b>	1'34.083	6	0.160
9	<b>7 C. DAVIES</b>	GBR	Ducati Panigale R	19.714 0.109	26.961	23.579	23.726 0.098	<b>1'33.980</b>	1'34.187	10	0.207
10	<b>66 T. SYKES</b>	GBR	Kawasaki ZX-10RR	19.794 0.029	26.963	23.452 0.014	23.800 0.033	<b>1'34.009</b>	1'34.085	7	0.076
11	<b>45 J. GAGNE</b>	USA	Honda CBR1000RR	19.825	27.064	23.456 0.031	23.824 0.300	<b>1'34.169</b>	1'34.500	13	0.331
12	<b>76 L. BAZ</b>	FRA	BMW S 1000 RR	19.845 0.074	27.252	23.451	23.727	<b>1'34.275</b>	1'34.349	12	0.074
13	<b>40 R. RAMOS</b>	ESP	Kawasaki ZX-10RR	19.830 0.100	27.235	23.538	23.792 0.105	<b>1'34.395</b>	1'34.600	14	0.205
14	<b>32 L. SAVADORI</b>	ITA	Aprilia RSV4 RF	19.768 0.007	27.208	23.602	24.040 0.051	<b>1'34.618</b>	1'34.676	15	0.058
15	<b>68 Y. HERNANDEZ</b>	COL	Kawasaki ZX-10RR	19.841 0.009	27.346	23.583 0.173	23.959 0.098	<b>1'34.729</b>	1'35.009	18	0.280
16	<b>54 T. RAZGATLIOGLU</b>	TUR	Kawasaki ZX-10RR	19.822	27.292	23.656	24.038 0.023	<b>1'34.808</b>	1'34.831	16	0.023
17	<b>36 L. MERCADO</b>	ARG	Kawasaki ZX-10RR	19.975	27.378	23.609	23.975	<b>1'34.937</b>	1'34.937	17	
18	<b>99 P. JACOBSEN</b>	USA	Honda CBR1000RR	19.885 0.033	27.490 0.072	23.813	24.009	<b>1'35.197</b>	1'35.302	19	0.105
<b>Overall Ideal Time</b>				19.582	26.820	23.267	23.639	<b>1'33.308</b>			

23/03/2018

These data/results cannot be reproduced, stored and/or transmitted in whole or in part by any manner of electronic, mechanical, photocopying, recording, broadcasting or otherwise now known or herein after developed without the previous express consent by the copyright owner, except for reproduction in daily press and regular printed publications on sale to the public within 60 days of the event related to those data/results and always provided that copyright symbol appears together as follows below.

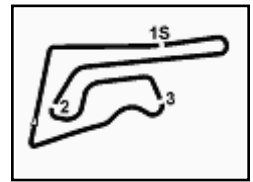
© DORNA WSBK ORGANIZATION Srl 2018

**PIRELLI PERUGIA TIMING**


Official Tyre Supplier



Official Timekeeper



## Thai Round, 23-24-25 March 2018 World Superbike - Chronological Analysis Free Practice 2nd Session

Buriram 4.554 m

1 / 3

1° 50 E. LAVERTY (1'33.851)							
Lap	Seg.1	Seg.2	Seg.3	Seg.4	Lap Time	km/h	Local Time
1		31.225	25.992	25.216	242,2	12:31'49.763	
2	20.373	27.981	23.825	24.228	1'36.407	276,2	12:33'26.170
3	19.754	27.044	23.756	23.885	1'34.439	300,0	12:35'00.609
4	19.642	27.022	23.702	23.915	1'34.281	<b>300,8</b>	12:36'34.890
5	19.808	27.575	23.748	24.138	1'35.269	298,3	12:38'10.159
6	19.890	27.276	23.829	24.059	1'35.054	299,2	12:39'45.213
7	20.532	28.325	24.103	36.353	1'49.313P	279,1	12:41'34.526
8	11'31.112	29.486	25.110	24.646	12'50.354P	243,2	12:54'24.880
9	19.742	27.053	23.751	24.052	1'34.598	297,5	12:55'59.478
10	19.685	<b>26.979</b>	23.734	23.970	1'34.368	299,2	12:57'33.846
11	19.662	27.267	23.750	23.939	1'34.618	<b>300,8</b>	12:59'08.464
12	20.249	28.043	24.227	35.778	1'48.297P	274,8	13:00'56.761
13	4'36.237	29.094	24.473	24.413	5'54.217P	251,2	13:06'50.978
14	19.616	27.013	<b>23.461</b>	<b>23.761</b>	<b>1'33.851</b>	298,3	13:08'24.829
15	<b>19.582</b>	27.073	23.492	23.965	1'34.112	<b>300,8</b>	13:09'58.941
16	20.878	30.522	24.683	38.987	1'55.070P	272,0	13:11'54.011

6	22.217	27.789	24.548	37.848	1'52.402P	285,7	12:40'16.008
7	6'37.540	27.823	23.936	24.188	7'53.487P	289,5	12:48'09.495
8	19.996	27.278	23.714	23.809	1'34.797	294,3	12:49'44.292
9	19.980	<b>27.026</b>	23.606	23.750	1'34.362	293,5	12:51'18.654
10	19.953	27.093	23.774	37.061	1'47.881P	293,5	12:53'06.535
11	5'24.512	28.706	23.801	24.413	6'41.432P	226,4	12:59'47.967
12	19.980	27.198	23.549	23.857	1'34.584	291,9	13:01'22.551
13	19.894	27.288	23.632	35.405	1'46.219P	293,5	13:03'08.770
14	2'01.575	28.955	25.465	24.463	3'20.458P	288,0	13:06'29.228
15	<b>19.739</b>	27.216	<b>23.428</b>	<b>23.685</b>	<b>1'34.068</b>	<b>299,2</b>	13:08'03.296
16	19.870	27.047	23.498	23.791	1'34.206	295,1	13:09'37.502
17	19.906	27.182	23.446	23.804	1'34.338	295,1	13:11'11.840

2° 2 L. CAMIER (1'33.885)							
Lap	Seg.1	Seg.2	Seg.3	Seg.4	Lap Time	km/h	Local Time
1		30.574	24.835	24.674	242,7	12:32'46.824	
2	20.028	26.994	23.789	23.765	1'34.576	292,7	12:34'21.400
3	19.799	<b>26.928</b>	23.605	23.777	1'34.109	<b>295,1</b>	12:35'55.509
4	19.859	27.104	23.532	23.876	1'34.371	294,3	12:37'29.880
5	19.936	31.772	25.000	24.354	1'41.062	<b>295,1</b>	12:39'10.942
6	19.863	27.077	25.333	36.013	1'48.286P	294,3	12:40'59.228
7	9'31.309	29.409	24.464	24.302	10'49.484P	205,7	12:51'48.712
8	19.886	27.111	<b>23.437</b>	23.703	1'34.137	289,5	12:53'22.849
9	19.769	27.087	23.485	23.860	1'34.201	292,7	12:54'57.050
10	19.858	27.209	23.576	23.887	1'34.530	293,5	12:56'31.580
11	19.887	27.062	23.611	23.899	1'34.459	294,3	12:58'06.039
12	19.829	27.275	23.676	24.010	1'34.790	292,7	12:59'40.829
13	19.916	27.490	26.241	24.478	1'38.125	291,9	13:01'18.954
14	19.926	27.083	23.559	34.706	1'45.274P	291,9	13:03'04.228
15	3'38.519	28.401	24.029	24.017	4'54.966P	277,6	13:07'59.194
16	19.843	27.097	23.534	23.687	1'34.161	292,7	13:09'33.355
17	<b>19.726</b>	27.082	23.438	<b>23.639</b>	<b>1'33.885</b>	293,5	13:11'07.240

5° 12 X. FORES (1'34.083)							
Lap	Seg.1	Seg.2	Seg.3	Seg.4	Lap Time	km/h	Local Time
1		29.106	24.885	24.556	278,4	12:32'19.908	
2	19.944	27.350	23.803	24.167	1'35.264	295,9	12:33'55.172
3	19.832	27.193	23.632	23.853	1'34.510	<b>298,3</b>	12:35'29.682
4	19.659	27.096	23.887	23.981	1'34.623	<b>298,3</b>	12:37'04.305
5	19.734	27.168	23.687	24.062	1'34.651	297,5	12:38'38.956
6	19.772	27.187	23.654	24.078	1'34.691	297,5	12:40'13.647
7	19.792	27.046	23.605	24.018	1'34.461	297,5	12:41'48.108
8	19.754	27.211	23.638	24.192	1'34.795	297,5	12:43'22.903
9	19.752	27.234	23.626	24.013	1'34.625	297,5	12:44'57.528
10	19.692	27.190	23.570	24.025	1'34.477	297,5	12:46'32.005
11	19.812	27.171	23.656	24.122	1'34.761	297,5	12:48'06.766
12	19.879	27.018	23.547	23.940	1'34.384	296,7	12:49'41.150
13	19.712	26.999	23.490	23.942	1'34.143	295,9	12:51'15.293
14	19.765	36.472	26.043	38.551	2'00.831P	294,3	12:53'16.124
15	11'33.185	28.320	23.940	24.289	12'49.734P	285,7	13:06'05.858
16	19.692	27.213	23.526	23.913	1'34.344	297,5	13:07'40.202
17	19.663	<b>26.994</b>	23.574	<b>23.852</b>	<b>1'34.083</b>	297,5	13:09'14.285
18	<b>19.610</b>	27.172	<b>23.467</b>	23.936	1'34.185	296,7	13:10'48.470

3° 1 J. REA (1'34.036)							
Lap	Seg.1	Seg.2	Seg.3	Seg.4	Lap Time	km/h	Local Time
1		27.742	24.082	23.841	286,5	12:31'34.768	
2	20.083	27.396	25.663	24.183	1'37.325	291,1	12:33'12.093
3	19.969	27.294	23.523	23.845	1'34.631	<b>295,9</b>	12:34'46.724
4	19.891	27.125	23.496	23.890	1'34.402	293,5	12:36'21.126
5	19.884	<b>26.930</b>	23.602	23.917	1'34.333	292,7	12:37'55.459
6	19.999	27.175	23.602	23.914	1'34.690	294,3	12:39'30.149
7	<b>19.866</b>	27.068	23.503	23.850	1'34.287	294,3	12:41'04.436
8	20.385	27.820	24.970	35.706	1'48.881P	291,9	12:42'53.317
9	13'17.337	28.825	25.500	26.262	14'37.924P	190,5	12:57'31.241
10	19.872	27.067	23.442	<b>23.669</b>	1'34.050	291,1	12:59'05.291
11	19.895	27.024	23.512	23.789	1'34.220	291,9	13:00'39.511
12	19.928	26.983	23.421	23.704	<b>1'34.036</b>	292,7	13:02'13.547
13	21.768			37.477	1'55.010P	260,2	13:04'08.557
14	3'41.368	28.489	24.570	23.957	4'58.384P	284,2	13:09'06.941
15	19.887	27.148	<b>23.383</b>	23.814	1'34.232	293,5	13:10'41.173

6° 66 T. SYKES (1'34.085)							
Lap	Seg.1	Seg.2	Seg.3	Seg.4	Lap Time	km/h	Local Time
1		30.927	24.806	25.040	195,7	12:32'50.043	
2	20.080	27.056	23.694	24.236	1'35.066	291,9	12:34'25.109
3	19.809	27.056	23.613	<b>23.800</b>	1'34.278	<b>294,3</b>	12:35'59.387
4	19.865	27.118	23.514	23.896	1'34.393	292,7	12:37'33.780
5	19.924	27.196	23.845	24.594	1'35.559	292,7	12:39'09.339
6	19.823	<b>26.963</b>	23.466	23.833	<b>1'34.085</b>	292,7	12:40'43.424
7	20.441	27.755	24.385	24.518	1'37.099	287,2	12:42'20.523
8	19.869	27.008	23.504	23.928	1'34.309	<b>294,3</b>	12:43'54.832
9	19.846	27.101	<b>23.452</b>	23.901	1'34.300	<b>294,3</b>	12:45'29.132
10	20.008	27.751	24.385	36.619	1'48.763P	288,8	12:47'17.895
11	11'56.676	33.315	24.787	29.614	13'24.392P	249,4	13:00'42.287
12	20.012	27.170	23.614	23.869	1'34.665	290,3	13:02'16.952
13	19.910	27.400	27.798	26.015	1'41.123	291,1	13:03'58.075
14	19.890	27.104	23.575	23.901	1'34.470	291,9	13:05'32.545
15	19.864	27.031	23.502	23.830	1'34.227	291,9	13:07'06.772
16	19.834	31.111	24.559	24.182	1'39.686	293,5	13:08'46.458
17	<b>19.794</b>	27.119	23.502	23.834	1'34.249	291,1	13:10'20.707

4° 60 M. VAN DER MARK (1'34.068)							
Lap	Seg.1	Seg.2	Seg.3	Seg.4	Lap Time	km/h	Local Time
1		28.661	24.529	24.682	279,8	12:32'01.987	
2	19.990	28.120	23.886	24.315	1'36.311	295,1	12:33'38.298
3	19.828	27.566	23.651	23.869	1'34.914	294,3	12:35'13.212
4	20.181	27.415	23.733	23.978	1'35.307	293,5	12:36'48.519
5	20.061	27.262	23.705	24.059	1'35.087	293,5	12:38'23.606

7° 81 J. TORRES (1'34.106)							
Lap	Seg.1	Seg.2	Seg.3	Seg.4	Lap Time	km/h	Local Time
1		29.818	24.416	24.530	266,7	12:32'13.725	
2	20.296	28.667	24.114	24.402	1'37.479	288,8	12:33'51.204
3	20.076	27.281	23.626	24.231	1'35.214	292,7	12:35'26.418
4	20.074	27.635	24.021	38.067	1'49.797P	292,7	12:37'16.215
5	9'39.656	28.646	23.965	24.197	10'56.464P	287,2	12:48'12.679
6	20.085	27.227	23.497	23.921	1'34.730	291,1	12:49'47.409
7	19.983	27.110	23.429	23.920	1'34.442	291,9	12:51'21.851
8	19.933	27.362	23.626	36.755	1'47.686P	291,1	12:53'09.537

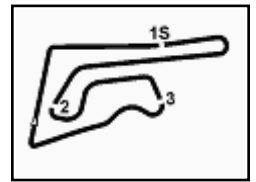
23/03/2018

P = Pits In/Out - C = Lap Time Cancelled

These data/results cannot be reproduced, stored and/or transmitted in whole or in part by any manner of electronic, mechanical, photocopying, recording, broadcasting or otherwise now known or herein after developed without the previous express consent by the copyright owner, except for reproduction in daily press and regular printed publications on sale to the public within 60 days of the event related to those data/results and always provided that copyright symbol appears together as follows below.

© DORNA WSBK ORGANIZATION Srl 2018





## Thai Round, 23-24-25 March 2018 World Superbike - Chronological Analysis Free Practice 2nd Session

Buriram 4.554 m

2 / 3

9	4'18.938	34.305	24.238	23.991	5'41.472P	222,2	12:58'51.009
10	19.925	27.353	23.506	23.883	1'34.667	291,9	13:00'25.676
11	19.933	<b>27.055</b>	23.717	23.949	1'34.654	291,1	13:02'00.330
12	19.913	27.105	23.435	23.867	1'34.320	291,1	13:03'34.650
13	19.919	27.134	23.339	<b>23.714</b>	<b>1'34.106</b>	292,7	13:05'08.756
14	20.012	27.266	24.041	24.272	1'35.591	291,9	13:06'44.347
15	19.877	27.142	23.373	23.873	1'34.265	293,5	13:08'18.612
16	19.823	27.306	<b>23.267</b>	23.878	1'34.274	293,5	13:09'52.886
17	<b>19.803</b>	27.338	24.296	24.461	1'35.898	<b>295,1</b>	13:11'28.784

11° 76 L. BAZ (1'34.349)							
Lap	Seg.1	Seg.2	Seg.3	Seg.4	Lap Time	km/h	Local Time
1		27.775	23.961	24.012	274,1	12:31'35.716	
2	20.053	27.281	23.797	24.009	1'35.140	291,1	12:33'10.856
3	20.121	27.560	24.815	23.951	1'36.447	288,8	12:34'47.303
4	19.920	27.326	23.539	23.965	1'34.750	<b>291,9</b>	12:36'22.053
5	19.954	27.286	24.524	24.620	1'36.384	<b>291,9</b>	12:37'58.437
6	20.231	27.606	24.823	24.361	1'37.021	289,5	12:39'35.458
7	20.109	27.708	23.733	23.930	1'35.480	290,3	12:41'10.938
8	20.141	27.347	24.418	36.822	1'48.728P	290,3	12:42'59.666
9	10'22.655	28.419	24.206	24.513	11'39.793P	273,4	12:54'39.459
10	20.074	27.264	23.767	23.847	1'34.952	289,5	12:56'14.411
11	20.002	27.310	23.654	23.868	1'34.834	<b>291,9</b>	12:57'49.245
12	20.383	28.330	25.146	37.157	1'51.016P	282,7	12:59'40.261
13	2'04.125	27.932	23.710	24.177	3'19.944P	285,7	13:03'00.205
14	19.919	<b>27.252</b>	<b>23.451</b>	<b>23.727</b>	<b>1'34.349</b>	289,5	13:04'34.554
15	21.772	30.397	25.365	24.379	1'41.913	274,1	13:06'16.467
16	<b>19.845</b>	27.298	23.501	23.837	1'34.481	<b>291,9</b>	13:07'50.948
17	20.027	28.392	25.356	24.284	1'38.059	290,3	13:09'29.007
18	19.962	27.336	23.489	24.315	1'35.102	<b>291,9</b>	13:11'04.109

8° 22 A. LOWES (1'34.144)							
Lap	Seg.1	Seg.2	Seg.3	Seg.4	Lap Time	km/h	Local Time
1		29.117	24.841	24.491	254,1	12:32'38.723	
2	19.974	27.722	23.914	24.208	1'35.818	294,3	12:34'14.541
3	19.837	27.499	23.820	24.000	1'35.156	295,9	12:35'49.697
4	19.750	27.111	23.699	23.775	1'34.335	295,1	12:37'24.032
5	19.770	27.150	23.613	23.949	1'34.482	295,9	12:38'58.514
6	19.851	27.172	23.618	23.926	1'34.567	295,1	12:40'33.081
7	19.867	27.241	25.663	36.921	1'49.692P	<b>296,7</b>	12:42'22.773
8	10'47.231	28.543	24.256	24.265	12'04.295P	<b>284,2</b>	12:54'27.068
9	19.788	27.110	23.532	23.854	1'34.284	294,3	12:56'01.352
10	19.728	27.036	<b>23.512</b>	23.903	1'34.179	<b>296,7</b>	12:57'35.531
11	<b>19.690</b>	27.142	23.655	38.306	1'48.793P	<b>296,7</b>	12:59'24.324
12	4'46.795	28.463	24.667	24.063	6'03.988P	<b>287,2</b>	13:05'28.312
13	19.756	27.109	23.622	<b>23.657</b>	<b>1'34.144</b>	294,3	13:07'02.456
14	19.749	<b>26.947</b>	23.593	23.925	1'34.214	295,9	13:08'36.670
15	19.792	27.143	23.616	23.786	1'34.337	295,1	13:10'11.007

12° 45 J. GAGNE (1'34.500)							
Lap	Seg.1	Seg.2	Seg.3	Seg.4	Lap Time	km/h	Local Time
1		29.620	24.887	24.708	262,1	12:31'40.567	
2	20.238	27.529	23.746	24.219	1'35.732	288,8	12:33'16.299
3	20.290	27.538	23.656	24.283	1'35.767	288,8	12:34'52.066
4	19.968	27.397	23.746	24.157	1'35.268	288,0	12:36'27.334
5	19.962	27.277	23.931	24.199	1'35.369	289,5	12:38'02.703
6	20.076	27.594	23.829	24.211	1'35.710	290,3	12:39'38.413
7	20.407	28.156	24.251	35.449	1'48.263P	283,5	12:41'26.676
8	11'08.038	29.596	24.939	29.911	12'32.484P	242,2	12:53'59.160
9	20.115	27.595	23.814	24.231	1'35.755	291,1	12:55'34.915
10	20.079	27.553	23.988	24.186	1'35.806	289,5	12:57'10.721
11	19.977	27.435	23.753	24.217	1'35.382	288,0	12:58'46.103
12	20.035	27.619	24.175	35.498	1'47.327P	285,7	13:00'33.430
13	4'35.549	30.070	25.326	24.589	5'55.534P	263,4	13:06'28.964
14	19.997	27.547	<b>23.456</b>	<b>23.824</b>	1'34.824	290,3	13:08'03.788
15	<b>19.825</b>	<b>27.064</b>	23.487	24.124	<b>1'34.500</b>	291,9	13:09'38.288
16	19.903	59.832	24.829	38.462	2'23.026P	<b>295,1</b>	13:12'01.314

9° 7 C. DAVIES (1'34.187)							
Lap	Seg.1	Seg.2	Seg.3	Seg.4	Lap Time	km/h	Local Time
1		30.084	24.523	25.053	216,4	12:32'31.065	
2	19.839	27.845	23.749	23.981	1'35.414	296,7	12:34'06.479
3	<b>19.714</b>	27.200	23.700	23.957	1'34.571	<b>298,3</b>	12:35'41.050
4	19.893	26.979	23.673	23.913	1'34.458	297,5	12:37'15.508
5	19.842	27.025	23.740	23.956	1'34.563	297,5	12:38'50.071
6	19.925	30.783	23.999	23.975	1'38.682	<b>298,3</b>	12:40'28.753
7	19.763	28.609	23.866	24.040	1'36.278	<b>298,3</b>	12:42'05.031
8	19.823	<b>26.961</b>	<b>23.579</b>	23.824	<b>1'34.187</b>	<b>298,3</b>	12:43'39.218
9	19.829	27.120	23.580	<b>23.726</b>	1'34.255	<b>298,3</b>	12:45'13.473
10	19.806	27.026	23.611	23.930	1'34.373	<b>298,3</b>	12:46'47.846
11	22.020	29.114	1'17.442	37.272	2'45.848P	200,4	12:49'33.694
12	10'54.746	28.285	24.456	24.282	12'11.769P	274,8	13:01'45.463
13	19.856	27.074	23.709	23.787	1'34.426	295,9	13:03'19.889
14	19.766	27.193	23.803	23.845	1'34.607	296,7	13:04'54.496
15	19.899	30.733	24.352	24.791	1'39.775	296,7	13:06'34.271
16	19.918	30.203	23.844	23.902	1'37.867	296,7	13:08'12.138
17	19.800	27.925	23.854	24.060	1'35.639	296,7	13:09'47.777
18	19.764	27.208	23.778	24.010	1'34.760	296,7	13:11'22.537

13° 40 R. RAMOS (1'34.600)							
Lap	Seg.1	Seg.2	Seg.3	Seg.4	Lap Time	km/h	Local Time
1		29.187	24.780	24.788	277,6	12:31'49.935	
2	20.412	28.150	23.954	24.138	1'36.654	270,7	12:33'26.589
3	19.896	27.346	23.862	23.997	1'35.101	<b>293,5</b>	12:35'01.690
4	19.976	27.521	23.795	24.145	1'35.437	289,5	12:36'37.127
5	19.973	28.636	24.327	24.363	1'37.299	291,1	12:38'14.426
6	20.133	27.602	23.829	24.142	1'35.706	290,3	12:39'50.132
7	20.091	27.428	23.882	35.009	1'46.410P	291,9	12:41'36.542
8	6'46.020	29.550	27.435	25.384	8'08.389P	279,8	12:49'44.931
9	19.930	<b>27.235</b>	<b>23.538</b>	<b>23.897</b>	<b>1'34.600</b>	291,9	12:51'19.531
10	<b>19.830</b>	27.339	23.715	<b>23.792</b>	1'34.676	291,1	12:52'54.207
11	21.291	27.945	24.065	35.708	1'49.009P	270,0	12:54'43.216
12	5'07.875	32.513	26.234	33.138	6'39.760P	232,3	13:01'22.976
13	20.092	27.785	23.688	23.810	1'35.375	289,5	13:02'58.351
14	22.452	27.360	23.647	23.839	1'37.298	278,4	13:04'35.649
15	20.682	27.553	24.805	24.664	1'37.704	277,6	13:06'13.353
16	19.958	27.245	23.660	23.804	1'34.667	288,8	13:07'48.020
17	19.992	27.292	23.680	24.017	1'34.981	288,0	13:09'23.001
18	20.518	33.138	25.050	25.862	1'44.568	274,1	13:11'07.569

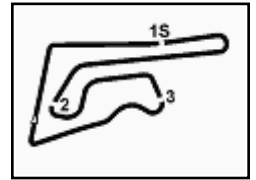
10° 33 M. MELANDRI (1'34.335)							
Lap	Seg.1	Seg.2	Seg.3	Seg.4	Lap Time	km/h	Local Time
1		31.091	26.725	25.953	209,7	12:32'22.032	
2	20.396	28.679	24.806	24.343	1'38.224	266,7	12:34'00.256
3	19.731	27.081	23.749	24.538	1'35.099	299,2	12:35'35.355
4	19.769	26.910	26.614	24.351	1'37.644	298,3	12:37'12.999
5	19.830	27.151	23.934	24.204	1'35.119	298,3	12:38'48.118
6	19.826	27.052	23.827	23.948	1'34.653	<b>300,0</b>	12:40'22.771
7	19.753	27.812	26.054	25.062	1'38.681	299,2	12:42'01.452
8	19.793	26.981	27.281	35.336	1'49.391P	298,3	12:43'50.843
9	9'07.604	28.538	24.447	25.048	10'25.637P	283,5	12:54'16.480
10	19.714	26.985	23.695	23.941	<b>1'34.335</b>	295,9	12:55'50.815
11	19.731	31.427	26.011	30.300	1'47.469	297,5	12:57'38.284
12	19.684	27.187	23.789	24.937	1'35.597	299,2	12:59'13.881
13	19.807	26.946	23.668	34.563	1'44.984P	295,9	13:00'58.865

23/03/2018

P = Pits In/Out - C = Lap Time Cancelled

These data/results cannot be reproduced, stored and/or transmitted in whole or in part by any manner of electronic, mechanical, photocopying, recording, broadcasting or otherwise now known or herein after developed without the previous express consent by the copyright owner, except for reproduction in daily press and regular printed publications on sale to the public within 60 days of the event related to those data/results and always provided that copyright symbol appears together as follows below.

© DORNA WSBK ORGANIZATION Srl 2018



Buriram 4.554 m

**3 / 3**

## Thai Round, 23-24-25 March 2018 World Superbike - Chronological Analysis Free Practice 2nd Session

14° 32 L. SAVADORI (1'34.676)							
Lap	Seg.1	Seg.2	Seg.3	Seg.4	Lap Time	km/h	Local Time
1		33.544	24.394	24.217			12:32'04.306
2	19.965	27.389	23.705	24.145	1'35.204	292,7	12:33'39.510
3	19.825	27.336	23.678	24.089	1'34.928	298,3	12:35'14.438
4	19.796	27.313	23.855	<b>24.040</b>	1'35.004	<b>299,2</b>	12:36'49.442
5	19.859	27.357	23.846	24.139	1'35.201	297,5	12:38'24.643
6	20.394	28.422	24.546	36.052	1'49.414P	285,7	12:40'14.057
7	12'20.168	32.262	25.509	25.304	13'43.243P	171,7	12:53'57.300
8	19.929	27.461	23.854	24.081	1'35.325	293,5	12:55'32.625
9	23.792	29.019	23.989	24.324	1'41.124	253,5	12:57'13.749
10	<b>19.768</b>	27.314	23.823	24.047	1'34.952	295,9	12:58'48.701
11	20.539	31.731	25.415	36.369	1'54.054P	291,9	13:00'42.755
12	5'26.568	29.248	24.125	24.378	6'44.319P	219,1	13:07'27.074
13	19.775	<b>27.208</b>	<b>23.602</b>	24.091	<b>1'34.676</b>	297,5	13:09'01.750
14	19.878	34.649	25.009	37.263	1'56.799P	292,7	13:10'58.549

15° 54 T. RAZGATLIOGLU (1'34.831)							
Lap	Seg.1	Seg.2	Seg.3	Seg.4	Lap Time	km/h	Local Time
1		28.912	24.421	24.292		259,6	12:31'40.884
2	20.229	27.549	23.935	24.156	1'35.869	293,5	12:33'16.753
3	20.077	27.606	23.886	24.167	1'35.736	<b>294,3</b>	12:34'52.489
4	20.070	27.563	24.203	35.725	1'47.561P	292,7	12:36'40.050
5	8'53.842	27.851	24.269	24.312	10'10.274P	277,6	12:46'50.324
6	20.377	27.605	24.130	24.311	1'36.423	289,5	12:48'26.747
7	20.107	28.379	24.167	24.318	1'36.971	289,5	12:50'03.718
8	20.082	27.663	24.051	24.304	1'36.100	288,8	12:51'39.818
9	20.169	27.559	24.021	24.179	1'35.928	287,2	12:53'15.746
10	22.892	31.827	24.083	24.269	1'43.071	232,8	12:54'58.817
11	20.102	27.770	23.879	24.160	1'35.911	289,5	12:56'34.728
12	20.079	27.595	23.774	24.281	1'35.729	288,0	12:58'10.457
13	20.169	27.836	24.144	36.876	1'49.025P	287,2	12:59'59.482
14	5'34.373	28.716	24.425	24.497	6'52.011P	269,3	13:06'51.493
15	<b>19.822</b>	<b>27.292</b>	<b>23.656</b>	24.061	<b>1'34.831</b>	292,7	13:08'26.324
16	19.958	27.495	23.759	<b>24.038</b>	1'35.250	290,3	13:10'01.574

16° 36 L. MERCADO (1'34.937)							
Lap	Seg.1	Seg.2	Seg.3	Seg.4	Lap Time	km/h	Local Time
1		29.418	24.998	27.800		267,3	12:31'42.812
2	20.279	27.795	23.974	24.367	1'36.415	291,1	12:33'19.227
3	20.097	27.543	23.983	24.012	1'35.635	288,8	12:34'54.862
4	19.992	27.573	23.794	24.284	1'35.643	290,3	12:36'30.505
5	20.018	27.608	23.874	24.258	1'35.758	290,3	12:38'06.263
6	20.247	27.680	23.816	24.165	1'35.908	289,5	12:39'42.171
7	20.269	32.627	23.849	36.094	1'52.839P	291,1	12:41'35.010
8	10'55.631	34.321	24.582	25.247	12'19.781P	252,3	12:53'54.791
9	20.096	27.519	29.229	24.146	1'40.990	287,2	12:55'35.781
10	20.009	27.438	23.789	24.187	1'35.423	291,1	12:57'11.204
11	20.037			24.291	1'41.126	<b>291,9</b>	12:58'52.330
12	20.149	27.573	24.276	34.591	1'46.589P	288,8	13:00'38.919
13	5'59.279	30.874	26.980	24.171	7'21.304P	277,6	13:08'00.223
14	19.995	27.740	23.691	23.989	1'35.415	285,7	13:09'35.638
15	<b>19.975</b>	<b>27.378</b>	<b>23.609</b>	<b>23.975</b>	<b>1'34.937</b>	290,3	13:11'10.575

17° 68 Y. HERNANDEZ (1'35.009)							
Lap	Seg.1	Seg.2	Seg.3	Seg.4	Lap Time	km/h	Local Time
1		30.043	24.763	24.483		237,9	12:32'01.509
2	20.261	28.020	24.013	24.271	1'36.565	290,3	12:33'38.074
3	20.094	27.990	23.753	24.020	1'35.857	291,1	12:35'13.931
4	19.850	<b>27.346</b>	23.756	24.057	<b>1'35.009</b>	<b>293,5</b>	12:36'48.940
5	22.708	29.891	24.146	24.239	1'40.984	272,0	12:38'29.924
6	20.061	27.844	23.818	24.185	1'35.908	291,9	12:40'05.832
7	20.040	28.010	23.921	35.984	1'47.955P	291,9	12:41'53.787

8	8'39.189	28.921	23.960	24.054	9'56.124P	272,7	12:51'49.911
9	20.034	27.611	23.739	23.975	1'35.359	290,3	12:53'25.270
10	19.953	27.720	23.698	<b>23.959</b>	1'35.330	289,5	12:55'00.600
11	19.949	27.689	23.639	23.971	1'35.248	291,9	12:56'35.848
12	20.006	27.720	23.834	24.025	1'35.585	290,3	12:58'11.433
13	20.076	27.990	23.833	36.427	1'48.326P	287,2	12:59'59.759
14	3'50.479	28.165	23.927	24.140	5'06.711P	285,7	13:05'06.470
15	19.989	27.713	23.814	<b>23.959</b>	1'35.475	290,3	13:06'41.945
16	19.938	27.519	23.744	23.987	1'35.188	291,9	13:08'17.133
17	19.855	27.738	<b>23.583</b>	24.123	1'35.299	291,1	13:09'52.432
18	<b>19.841</b>	27.589	23.649	<b>23.959</b>	1'35.038	289,5	13:11'27.470

18° 99 P. JACOBSEN (1'35.302)							
Lap	Seg.1	Seg.2	Seg.3	Seg.4	Lap Time	km/h	Local Time
1		29.966	24.491	24.423		253,5	12:32'14.103
2	19.937	27.844	24.107	24.266	1'36.154	<b>295,9</b>	12:33'50.257
3	20.079	27.691	23.973	24.249	1'35.992	292,7	12:35'26.249
4	19.978	27.730	23.998	24.273	1'35.979	291,9	12:37'02.228
5	20.359	30.063	24.196	24.402	1'39.020	289,5	12:38'41.248
6	19.948	27.644	24.004	24.091	1'35.687	294,3	12:40'16.935
7	20.461	28.878	24.610	37.166	1'51.115P	291,1	12:42'08.050
8	17'29.697	28.621	24.411	24.287	18'47.016P	282,7	13:00'55.066
9	20.191	27.593	24.221	24.018	1'36.023	288,0	13:02'31.089
10	<b>19.885</b>	27.590	23.997	24.145	1'35.617	291,1	13:04'06.706
11	19.954	<b>27.490</b>	23.942	24.065	1'35.451	291,1	13:05'42.157
12	20.787	28.535	24.335	24.250	1'37.907	285,7	13:07'20.064
13	19.918	27.562	<b>23.813</b>	<b>24.009</b>	<b>1'35.302</b>	290,3	13:08'55.366
14	20.498	30.488	24.956	24.858	1'40.800	286,5	13:10'36.166

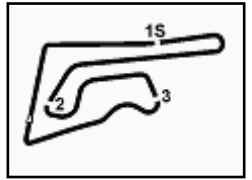
23/03/2018

**P = Pits In/Out - C = Lap Time Cancelled**

These data/results cannot be reproduced, stored and/or transmitted in whole or in part by any manner of electronic, mechanical, photocopying, recording, broadcasting or otherwise now known or herein after developed without the previous express consent by the copyright owner, except for reproduction in daily press and regular printed publications on sale to the public within 60 days of the event related to those data/results and always provided that copyright symbol appears together as follows below.

© DORNA WSBK ORGANIZATION Srl 2018

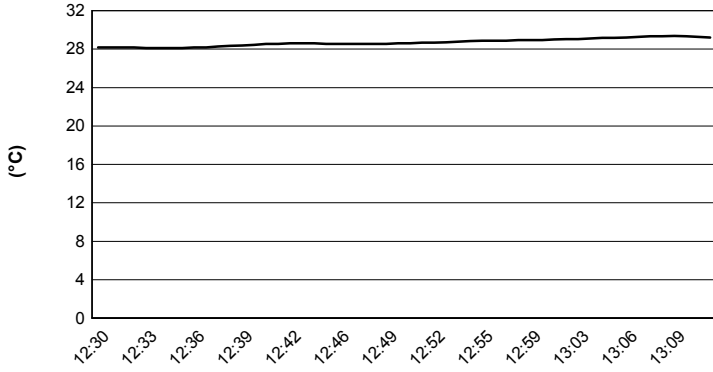




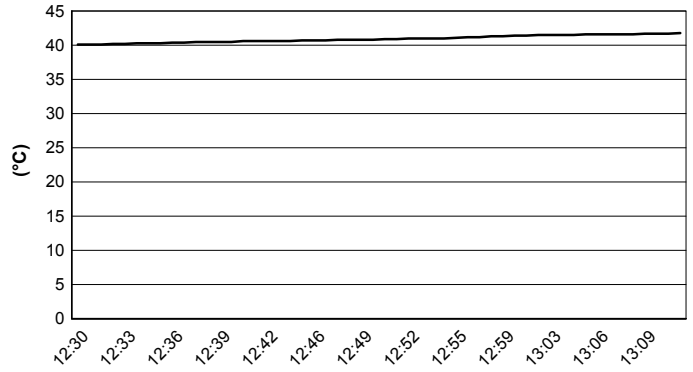
Buriram 4.554 m

**Thai Round, 23-24-25 March 2018**  
**World Superbike - Weather Report Free Practice 2nd Session**  
 Session started 12:30 - Session ended 13:12

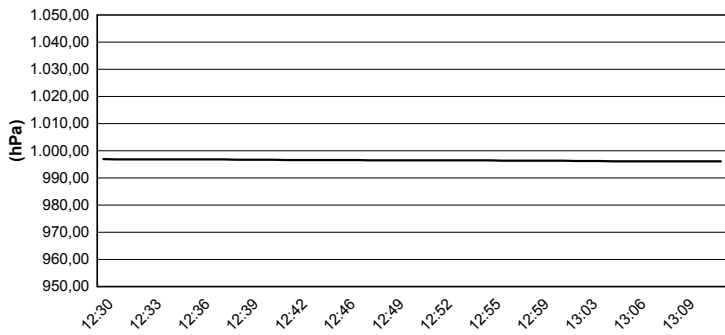
### Air Temperature



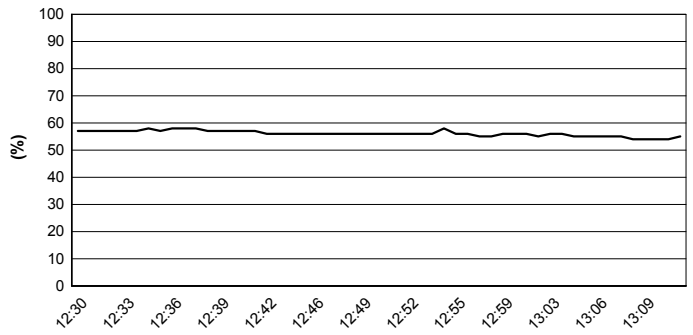
### Track Temperature



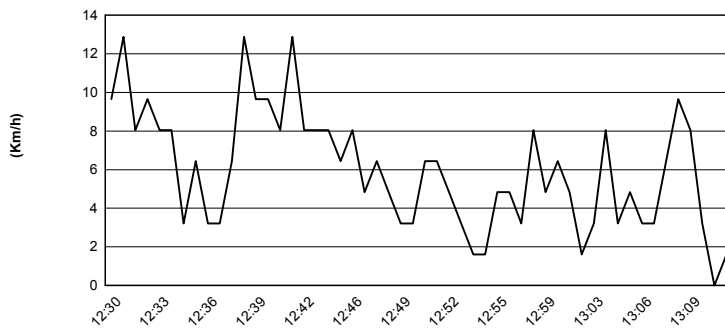
### Air Pressure



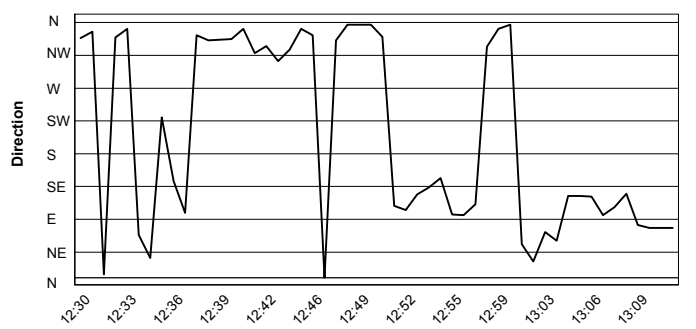
### Humidity



### Wind Speed



### Wind Direction



23/03/2018

These data/results cannot be reproduced, stored and/or transmitted in whole or in part by any manner of electronic, mechanical, photocopying, recording, broadcasting or otherwise now known or herein after developed without the previous express consent by the copyright owner, except for reproduction in daily press and regular printed publications on sale to the public within 60 days of the event related to those data/results and always provided that copyright symbol appears together as follows below.

© DORNA WSBK ORGANIZATION Srl 2018

