

Portimao 4.592 m

NOLAN Portuguese Round, 14 - 16 September 2018

World Superbike - Free Practices & Superpole Combined Results

No.	Rider	Nat	Team	Bike	Class	FPs	LL	Superpole	Gap	Time	Avg
1	50 E. LAVERTY	IRL	Milwaukee Aprilia	Aprilia RSV4 RF		1'42.423	41	1'40.705		1'40.705	164,155
2	1 J. REA	GBR	Kawasaki Racing Team WorldSBK	Kawasaki ZX-10RR		1'41.817	43	1'40.765	0.060	1'40.765	164,057
3	33 M. MELANDRI	ITA	Aruba.it Racing - Ducati	Ducati Panigale R		1'42.003	47	1'40.856	0.151	1'40.856	163,909
4	32 L. SAVADORI	ITA	Milwaukee Aprilia	Aprilia RSV4 RF		1'42.969	40	1'40.901	0.196	1'40.901	163,836
5	60 M. VAN DER MARK	NED	Pata Yamaha Official WorldSBK Team	Yamaha YZF R1		1'42.557	45	1'40.926	0.221	1'40.926	163,795
6	66 T. SYKES	GBR	Kawasaki Racing Team WorldSBK	Kawasaki ZX-10RR		1'42.459	47	1'41.103	0.398	1'41.103	163,509
7	12 X. FORES	ESP	Barni Racing Team	Ducati Panigale R	IND	1'42.441	41	1'41.202	0.497	1'41.202	163,349
8	76 L. BAZ	FRA	GULF ALTHEA BMW Racing Team	BMW S 1000 RR		1'42.787	50	1'41.213	0.508	1'41.213	163,331
9	81 J. TORRES	ESP	MV Agusta Reparto Corse	MV Agusta 1000 F4		1'42.333	52	1'41.422	0.717	1'41.422	162,994
10	54 T. RAZGATLIOGLU	TUR	Kawasaki Puccetti Racing	Kawasaki ZX-10RR	IND	1'42.383	42	1'41.960	1.255	1'41.960	162,134
11	21 M. RINALDI	ITA	Aruba.it Racing - Junior Team	Ducati Panigale R	IND	1'42.778	42	1'42.047	1.342	1'42.047	161,996
12	22 A. LOWES	GBR	Pata Yamaha Official WorldSBK Team	Yamaha YZF R1		1'42.669	46	1'42.709	2.004	1'42.709	160,952
13	2 L. CAMIER	GBR	Red Bull Honda World Superbike Team	Honda CBR1000RR		1'42.883	40	1'42.019		1'42.019	162,040
14	7 C. DAVIES	GBR	Aruba.it Racing - Ducati	Ducati Panigale R		1'43.325	28	1'42.045	0.026	1'42.045	161,999
15	45 J. GAGNE	USA	Red Bull Honda World Superbike Team	Honda CBR1000RR		1'42.921	48	1'42.653	0.634	1'42.653	161,040
16	36 L. MERCADO	ARG	Orelac Racing VerdNatura	Kawasaki ZX-10RR	IND	1'43.569	41	1'42.812	0.793	1'42.812	160,791
17	68 Y. HERNANDEZ	COL	Team Pedercini Racing	Kawasaki ZX-10RR	IND	1'44.028	45	1'42.844	0.825	1'42.844	160,741
18	99 P. JACOBSEN	USA	TripleM Honda World Superbike Team	Honda CBR1000RR	IND	1'43.876	42	1'43.018	0.999	1'43.018	160,469
19	40 R. RAMOS	ESP	Team GoEleven Kawasaki	Kawasaki ZX-10RR	IND	1'44.343	42	1'43.586	1.567	1'43.586	159,589
20	96 J. SMRZ	CZE	Guandalini Racing	Yamaha YZF R1	IND	1'45.716	39	1'43.984	1.965	1'43.984	158,978

15/09/2018

The results are provisional until the end of the time limit for protests and appeals and the completion of the technical checks.

These data/results cannot be reproduced, stored and/or transmitted in whole or in part by any manner of electronic, mechanical, photocopying, recording, broadcasting or otherwise now known or herein after developed without the previous express consent by the copyright owner, except for reproduction in daily press and regular printed publications on sale to the public within 60 days of the event related to those data/results and always provided that copyright symbol appears together as follows below.

© DORNA WSBK ORGANIZATION Srl 2018

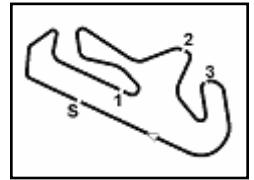
FIAT PERUGIA TIMING



Official Tyre Supplier



Official Timekeeper



Portimao 4.592 m

NOLAN Portuguese Round, 14 - 16 September 2018
World Superbike - Starting Grid - Race 1
 20 Laps x 4,592 km = 91,840 km

1	50 LAVERTY E. Aprilia 1'40.705 SP2	2	1 REA J. Kawasaki 1'40.765 SP2	3	33 MELANDRI M. Ducati 1'40.856 SP2	
2	4	32 SAVADORI L. Aprilia 1'40.901 SP2	5	60 VAN DER MARK M. Yamaha 1'40.926 SP2	6	66 SYKES T. Kawasaki 1'41.103 SP2
3	7	12 FORES X. Ducati 1'41.202 SP2	8	76 BAZ L. BMW 1'41.213 SP2	9	81 TORRES J. MV Agusta 1'41.422 SP2
4	10	54 RAZGATLIOGLU T. Kawasaki 1'41.960 SP2	11	21 RINALDI M. Ducati 1'42.047 SP2	12	22 LOWES A. Yamaha 1'42.709 SP2
5	13	2 CAMIER L. Honda 1'42.019 SP1	14	7 DAVIES C. Ducati 1'42.045 SP1	15	45 GAGNE J. Honda 1'42.653 SP1
6	16	36 MERCADO L. Kawasaki 1'42.812 SP1	17	68 HERNANDEZ Y. Kawasaki 1'42.844 SP1	18	99 JACOBSEN P. Honda 1'43.018 SP1
7	19	40 RAMOS R. Kawasaki 1'43.586 SP1	20	96 SMRZ J. Yamaha 1'43.984 SP1		

15/09/2018 Jury President

These data/results cannot be reproduced, stored and/or transmitted in whole or in part by any manner of electronic, mechanical, photocopying, recording, broadcasting or otherwise now known or herein after developed without the previous express consent by the copyright owner, except for reproduction in daily press and regular printed publications on sale to the public within 60 days of the event related to those data/results and always provided that copyright symbol appears together as follows below.

© DORNA WSBK ORGANIZATION Srl 2018

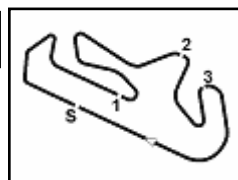
FKR PERUGIA TIMING



Official Tyre Supplier



Official Timekeeper



Portimao 4.592 m

1 / 2

NOLAN Portuguese Round, 14 - 16 September 2018

World Superbike - Results Superpole 2

No.	Rider	Nat	Team	Bike	Class	Time	Gap	Rel.	Laps	Speed	
										Avg	Max
1	50 E. LAVERTY	IRL	Milwaukee Aprilia	Aprilia RSV4 RF		1'40.705			6	164,155	307,8
2	1 J. REA	GBR	Kawasaki Racing Team WorldSBK	Kawasaki ZX-10RR		1'40.765	0.060	0.060	5	164,057	307,8
3	33 M. MELANDRI	ITA	Aruba.it Racing - Ducati	Ducati Panigale R		1'40.856	0.151	0.091	4	163,909	307,0
4	32 L. SAVADORI	ITA	Milwaukee Aprilia	Aprilia RSV4 RF		1'40.901	0.196	0.045	5	163,836	303,5
5	60 M. VAN DER MARK	NED	Pata Yamaha Official WorldSBK Team	Yamaha YZF R1		1'40.926	0.221	0.025	6	163,795	308,7
6	66 T. SYKES	GBR	Kawasaki Racing Team WorldSBK	Kawasaki ZX-10RR		1'41.103	0.398	0.177	5	163,509	303,5
7	12 X. FORES	ESP	Barni Racing Team	Ducati Panigale R	IND	1'41.202	0.497	0.099	6	163,349	307,0
8	76 L. BAZ	FRA	GULF ALTHEA BMW Racing Team	BMW S 1000 RR		1'41.213	0.508	0.011	2	163,331	306,1
9	81 J. TORRES	ESP	MV Agusta Reparto Corse	MV Agusta 1000 F4		1'41.422	0.717	0.209	6	162,994	306,1
10	54 T. RAZGATLIOGLU	TUR	Kawasaki Puccetti Racing	Kawasaki ZX-10RR	IND	1'41.960	1.255	0.538	4	162,134	301,8
11	21 M. RINALDI	ITA	Aruba.it Racing - Junior Team	Ducati Panigale R	IND	1'42.047	1.342	0.087	5	161,996	302,7
12	22 A. LOWES	GBR	Pata Yamaha Official WorldSBK Team	Yamaha YZF R1		1'42.709	2.004	0.662	4	160,952	306,1

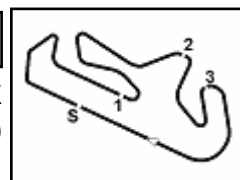
AIR	Humidity:	57%	Temp:	25°C
TRACK	Condition:	Dry	Temp:	29°C

Records	Pole (SP2)	2013	T.Sykes	1'41.360	163,090	Km/h
	Race (RC2)	2013	T.Sykes	1'42.475	161,320	Km/h
	Circuit (SP2)	2013	T.Sykes	1'41.360	163,090	Km/h

15/09/2018 Start End The results are provisional until the end of the time limit for protests and appeals
 10:55 11:12 and the completion of the technical checks.

These data/results cannot be reproduced, stored and/or transmitted in whole or in part by any manner of electronic, mechanical, photocopying, recording, broadcasting or otherwise now known or herein after developed without the previous express consent by the copyright owner, except for reproduction in daily press and regular printed publications on sale to the public within 60 days of the event related to those data/results and always provided that copyright symbol appears together as follows below.

© DORNA WSBK ORGANIZATION Srl 2018



NOLAN Portuguese Round, 14 - 16 September 2018

World Superbike - Results Superpole 2

Session Highlights

Local Time	No. Rider	Description
10.55.00		Start
10.59.45	33 M. MELANDRI	On Asphalt - Re-Joined - Turn 1
11.09.49	22 A. LOWES	Crashed - Turn 15
11.12.08		End Of Session

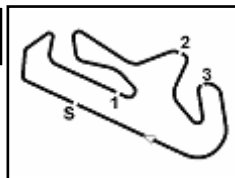
Fastest Laps Sequence

No.	Rider	Nat	Team	Bike	Local Time	Time	Gap	Avg
54	T. RAZGATLIOGLU	TUR	Kawasaki Puccetti Racing	Kawasaki ZX-10RR	10:58'32.237	1'43.162		160,245
60	M. VAN DER MARK	NED	Pata Yamaha Official WorldSBK Team	Yamaha YZF R1	10:58'44.372	1'42.062	-1.100	161,972
33	M. MELANDRI	ITA	Aruba.it Racing - Ducati	Ducati Panigale R	10:59'09.554	1'41.545	-0.517	162,797
32	L. SAVADORI	ITA	Milwaukee Aprilia	Aprilia RSV4 RF	10:59'15.564	1'41.387	-0.158	163,050
1	J. REA	GBR	Kawasaki Racing Team WorldSBK	Kawasaki ZX-10RR	11:09'35.009	1'40.765	-0.622	164,057
50	E. LAVERTY	IRL	Milwaukee Aprilia	Aprilia RSV4 RF	11:09'47.567	1'40.705	-0.060	164,155

15/09/2018 Start End The results are provisional until the end of the time limit for protests and appeals
10:55 11:12 and the completion of the technical checks.

These data/results cannot be reproduced, stored and/or transmitted in whole or in part by any manner of electronic, mechanical, photocopying, recording, broadcasting or otherwise now known or herein after developed without the previous express consent by the copyright owner, except for reproduction in daily press and regular printed publications on sale to the public within 60 days of the event related to those data/results and always provided that copyright symbol appears together as follows below.

© DORNA WSBK ORGANIZATION Srl 2018



Portimao 4.592 m

NOLAN Portuguese Round, 14 - 16 September 2018 World Superbike - Best Sectors & Speed Superpole 2

BEST LAP		
1	50 E. LAVERTY	Aprilia RSV4 RF 1'40.705
2	1 J. REA	Kawasaki ZX-10RR 1'40.765
3	33 M. MELANDRI	Ducati Panigale R 1'40.856
4	32 L. SAVADORI	Aprilia RSV4 RF 1'40.901
5	60 M. VAN DER MARK	Yamaha YZF R1 1'40.926
6	66 T. SYKES	Kawasaki ZX-10RR 1'41.103
7	12 X. FORES	Ducati Panigale R 1'41.202
8	76 L. BAZ	BMW S 1000 RR 1'41.213
9	81 J. TORRES	MV Agusta 1000 F4 1'41.422
10	54 T. RAZGATLIOGLU	Kawasaki ZX-10RR 1'41.960
11	21 M. RINALDI	Ducati Panigale R 1'42.047
12	22 A. LOWES	Yamaha YZF R1 1'42.709

SPEED		
1	60 M. VAN DER MARK	Yamaha YZF R1 308,7
2	50 E. LAVERTY	Aprilia RSV4 RF 307,8
3	1 J. REA	Kawasaki ZX-10RR 307,8
4	12 X. FORES	Ducati Panigale R 307,0
5	33 M. MELANDRI	Ducati Panigale R 307,0
6	81 J. TORRES	MV Agusta 1000 F4 306,1
7	22 A. LOWES	Yamaha YZF R1 306,1
8	76 L. BAZ	BMW S 1000 RR 306,1
9	66 T. SYKES	Kawasaki ZX-10RR 303,5
10	32 L. SAVADORI	Aprilia RSV4 RF 303,5
11	21 M. RINALDI	Ducati Panigale R 302,7
12	54 T. RAZGATLIOGLU	Kawasaki ZX-10RR 301,8

SEG. 1		SEG. 2		SEG. 3		SEG. 4	
1	50 E. LAVERTY 31.875	1	50 E. LAVERTY 29.964	1	33 M. MELANDRI 19.778	1	32 L. SAVADORI 18.791
2	12 X. FORES 31.947	2	33 M. MELANDRI 29.998	2	1 J. REA 19.914	2	60 M. VAN DER MARK 18.804
3	60 M. VAN DER MARK 32.003	3	1 J. REA 30.021	3	32 L. SAVADORI 19.957	3	1 J. REA 18.812
4	32 L. SAVADORI 32.010	4	66 T. SYKES 30.028	4	60 M. VAN DER MARK 19.983	4	76 L. BAZ 18.831
5	1 J. REA 32.018	5	12 X. FORES 30.057	5	50 E. LAVERTY 20.023	5	50 E. LAVERTY 18.843
6	33 M. MELANDRI 32.025	6	22 A. LOWES 30.069	6	66 T. SYKES 20.036	6	66 T. SYKES 18.954
7	66 T. SYKES 32.085	7	81 J. TORRES 30.089	7	76 L. BAZ 20.073	7	22 A. LOWES 18.962
8	22 A. LOWES 32.133	8	76 L. BAZ 30.099	8	22 A. LOWES 20.094	8	54 T. RAZGATLIOGLU 18.967
9	81 J. TORRES 32.199	9	60 M. VAN DER MARK 30.136	9	81 J. TORRES 20.126	9	81 J. TORRES 19.008
10	76 L. BAZ 32.210	10	32 L. SAVADORI 30.143	10	12 X. FORES 20.172	10	12 X. FORES 19.026
11	21 M. RINALDI 32.370	11	54 T. RAZGATLIOGLU 30.336	11	54 T. RAZGATLIOGLU 20.191	11	21 M. RINALDI 19.038
12	54 T. RAZGATLIOGLU 32.466	12	21 M. RINALDI 30.344	12	21 M. RINALDI 20.295	12	33 M. MELANDRI 19.055

15/09/2018

These data/results cannot be reproduced, stored and/or transmitted in whole or in part by any manner of electronic, mechanical, photocopying, recording, broadcasting or otherwise now known or herein after developed without the previous express consent by the copyright owner, except for reproduction in daily press and regular printed publications on sale to the public within 60 days of the event related to those data/results and always provided that copyright symbol appears together as follows below.

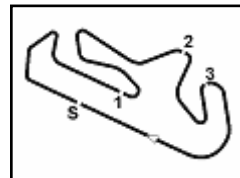
© DORNA WSBK ORGANIZATION Srl 2018

FICR PERUGIA TIMING


Official Tyre Supplier



Official Timekeeper



Portimao 4.592 m

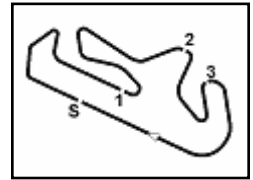
NOLAN Portuguese Round, 14 - 16 September 2018

World Superbike - Ideal Times Superpole 2

No.	Rider	Nat	Bike	Seg. 1	Seg. 2	Seg. 3	Seg. 4	Ideal Time		
				Diff. 1	Diff. 2	Diff. 3	Diff. 4	Best Lap	Pos.	Diff.
1	50 E. LAVERTY	IRL	Aprilia RSV4 RF	31.875	29.964	20.023	18.843	1'40.705		
2	1 J. REA	GBR	Kawasaki ZX-10RR	32.018	30.021	19.914	18.812	1'40.765	1	
3	33 M. MELANDRI	ITA	Ducati Panigale R	32.025	29.998	19.778	19.055	1'40.856	2	
4	32 L. SAVADORI	ITA	Aprilia RSV4 RF	32.010	30.143	19.957	18.791	1'40.901	3	
5	60 M. VAN DER MARK	NED	Yamaha YZF R1	32.003	30.136	19.983	18.804	1'40.926	4	
6	66 T. SYKES	GBR	Kawasaki ZX-10RR	32.085	30.028	20.036	18.954	1'40.926	5	
7	12 X. FORES	ESP	Ducati Panigale R	31.947	30.057	20.172	19.026	1'41.103	6	
8	76 L. BAZ	FRA	BMW S 1000 RR	32.210	30.099	20.073	18.831	1'41.202	7	
9	22 A. LOWES	GBR	Yamaha YZF R1	32.133	30.069	20.094	18.962	1'41.213	8	
10	81 J. TORRES	ESP	MV Agusta 1000 F4	0.326	0.605	0.394	0.126	1'41.258	12	1.451
11	54 T. RAZGATLIOGLU	TUR	Kawasaki ZX-10RR	32.199	30.089	20.126	19.008	1'41.213	9	
12	21 M. RINALDI	ITA	Ducati Panigale R	32.466	30.336	20.191	18.967	1'41.422	10	
				32.370	30.344	20.295	19.038	1'41.422	11	
Overall Ideal Time				31.875	29.964	19.778	18.791	1'40.408		

15/09/2018
 These data/results cannot be reproduced, stored and/or transmitted in whole or in part by any manner of electronic, mechanical, photocopying, recording, broadcasting or otherwise now known or herein after developed without the previous express consent by the copyright owner, except for reproduction in daily press and regular printed publications on sale to the public within 60 days of the event related to those data/results and always provided that copyright symbol appears together as follows below.
 © DORNA WSBK ORGANIZATION Srl 2018





NOLAN Portuguese Round, 14 - 16 September 2018 World Superbike - Chronological Analysis Superpole 2

Portimao 4.592 m

1° 50 E. LAVERTY (1'40.705)							
Lap	Seg.1	Seg.2	Seg.3	Seg.4	Lap Time	km/h	Local Time
1		32.642	26.034	20.457			10:57'33.669
2	32.074	30.332	20.148	19.022	1'41.576	306,1	10:59'15.245
3	31.983	30.265	20.295	18.950	1'41.493	305,2	11:00'56.738
4	34.550	31.983	21.098	27.111	1'54.742P	276,4	11:02'51.480
5	4'02.688	31.873	21.325	19.496	5'15.382P		11:08'06.862
6	31.875	29.964	20.023	18.843	1'40.705	307,0	11:09'47.567
7	40.606	32.872	21.071	20.836	1'55.385	307,8	11:11'42.952

2° 1 J. REA (1'40.765)							
Lap	Seg.1	Seg.2	Seg.3	Seg.4	Lap Time	km/h	Local Time
1		31.336	21.004	19.158			10:58'05.924
2	32.090	30.365	20.060	18.978	1'41.493	307,8	10:59'47.417
3	36.708	32.084	21.470	25.805	1'56.067P	293,7	11:01'43.484
4	4'59.515	31.447	20.680	19.118	6'10.760P		11:07'54.244
5	32.018	30.021	19.914	18.812	1'40.765	307,0	11:09'35.009
6	38.853	33.174	21.835	27.716	2'01.578P	303,5	11:11'36.587

3° 33 M. MELANDRI (1'40.856)							
Lap	Seg.1	Seg.2	Seg.3	Seg.4	Lap Time	km/h	Local Time
1		33.165	30.166	20.893			10:57'28.009
2	32.187	30.273	20.016	19.069	1'41.545	300,2	10:59'09.554
3	44.057	31.519	20.810	26.625	2'03.011P	303,5	11:01'12.565
4	5'52.385	33.068	24.134	20.345	7'09.932P		11:08'22.497
5	32.025	29.998	19.778	19.055	1'40.856	307,0	11:10'03.353

4° 32 L. SAVADORI (1'40.901)							
Lap	Seg.1	Seg.2	Seg.3	Seg.4	Lap Time	km/h	Local Time
1		34.457	40.085	23.643			10:57'34.177
2	32.057	30.318	20.084	18.928	1'41.387	303,5	10:59'15.564
3	36.101	34.035	20.838	26.284	1'57.258P	299,3	11:01'12.822
4	5'44.357	32.371	21.268	18.967	6'56.963P		11:08'09.785
5	32.010	30.143	19.957	18.791	1'40.901	301,8	11:09'50.686
6	39.479	32.153	21.412	20.061	1'53.105	303,5	11:11'43.791

5° 60 M. VAN DER MARK (1'40.926)							
Lap	Seg.1	Seg.2	Seg.3	Seg.4	Lap Time	km/h	Local Time
1		32.373	20.872	19.093			10:57'02.310
2	32.431	30.442	20.216	18.973	1'42.062	302,7	10:58'44.372
3	32.340	30.596	20.230	19.027	1'42.193	301,8	11:00'26.565
4	32.292	30.634	20.357	28.909	1'52.192P	302,7	11:02'18.757
5	4'41.219	31.953	20.656	18.895	5'52.723P		11:08'11.480
6	32.003	30.136	19.983	18.804	1'40.926	306,1	11:09'52.406
7	32.165	30.256	20.190	19.149	1'41.760	308,7	11:11'34.166

6° 66 T. SYKES (1'41.103)							
Lap	Seg.1	Seg.2	Seg.3	Seg.4	Lap Time	km/h	Local Time
1		31.982	21.529	19.436			10:57'55.453
2	32.472	30.490	20.334	19.178	1'42.474	302,7	10:59'37.927
3	32.332	30.300	20.281	19.159	1'42.072	302,7	11:01'19.999
4	33.105	31.453	21.062	25.474	1'51.094P	302,7	11:03'11.093
5	4'51.879	31.752	20.606	19.429	6'03.666P		11:09'14.759
6	32.085	30.028	20.036	18.954	1'41.103	303,5	11:10'55.862

7° 12 X. FORES (1'41.202)							
Lap	Seg.1	Seg.2	Seg.3	Seg.4	Lap Time	km/h	Local Time
1		34.441	32.410	19.677			10:57'26.283
2	32.510	30.576	21.809	19.173	1'44.068	303,5	10:59'10.351
3	32.226	30.500	20.245	19.232	1'42.203	296,9	11:00'52.554
4	33.295	31.486	20.734	28.005	1'53.520P	304,4	11:02'46.074
5	4'09.862	32.592	20.827	19.254	5'22.535P		11:08'08.609
6	31.947	30.057	20.172	19.026	1'41.202	304,4	11:09'49.811

8° 76 L. BAZ (1'41.213)							
Lap	Seg.1	Seg.2	Seg.3	Seg.4	Lap Time	km/h	Local Time
1		31.386	20.696	19.116			11:07'54.556
2	32.210	30.099	20.073	18.831	1'41.213	306,1	11:09'35.769
3	36.750	32.859	22.949	29.218	2'01.776P	292,1	11:11'37.545

9° 81 J. TORRES (1'41.422)							
Lap	Seg.1	Seg.2	Seg.3	Seg.4	Lap Time	km/h	Local Time
1		32.248	22.152	19.652			10:57'31.602
2	32.422	30.526	20.228	19.275	1'42.451	296,1	10:59'14.053
3	32.334	30.567	20.361	19.226	1'42.488	303,5	11:00'56.541
4	32.326	30.405	20.342	28.032	1'51.105P	301,8	11:02'47.646
5	3'49.233	33.650	26.997	19.409	5'09.289P		11:07'56.935
6	32.199	30.089	20.126	19.008	1'41.422	299,3	11:09'38.357
7	32.241	30.396	20.168	19.442	1'42.247	306,1	11:11'20.604

10° 54 T. RAZGATLIOGLU (1'41.960)							
Lap	Seg.1	Seg.2	Seg.3	Seg.4	Lap Time	km/h	Local Time
1		31.542	21.205	19.505			10:56'49.075
2	32.725	30.699	20.367	19.371	1'43.162	300,2	10:58'32.237
3	33.258	31.202	20.572	25.858	1'50.890P	301,8	11:00'23.127
4	6'38.889	34.543	22.787	23.370	7'59.589P		11:08'22.716
5	32.466	30.336	20.191	18.967	1'41.960	292,1	11:10'04.676

11° 21 M. RINALDI (1'42.047)							
Lap	Seg.1	Seg.2	Seg.3	Seg.4	Lap Time	km/h	Local Time
1		31.368	22.193	20.938			10:57'37.454
2	32.543	30.651	20.466	19.165	1'42.825	301,0	10:59'20.279
3	32.679	30.603	20.421	19.166	1'42.869	302,7	11:01'03.148
4	34.644	33.121	21.176	27.065	1'56.006P	296,9	11:02'59.154
5	4'16.673	32.655	21.316	19.417	5'30.061P		11:08'29.215
6	32.370	30.344	20.295	19.038	1'42.047	300,2	11:10'11.262

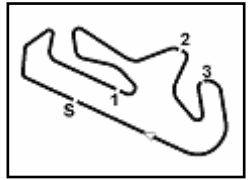
12° 22 A. LOWES (1'42.709)							
Lap	Seg.1	Seg.2	Seg.3	Seg.4	Lap Time	km/h	Local Time
1		33.457	20.995	19.437			10:57'12.365
2	32.459	30.674	20.488	19.088	1'42.709	296,1	10:58'55.074
3	32.312	30.859	20.396	19.149	1'42.716	303,5	11:00'37.790
4	36.923	34.032	22.105	28.810	2'01.870P	291,3	11:02'39.660
5	4'04.476	31.686	20.976	18.962	5'16.100P		11:07'55.760

15/09/2018 P = Pits In/Out - C = Lap Time Cancelled

These data/results cannot be reproduced, stored and/or transmitted in whole or in part by any manner of electronic, mechanical, photocopying, recording, broadcasting or otherwise now known or herein after developed without the previous express consent by the copyright owner, except for reproduction in daily press and regular printed publications on sale to the public within 60 days of the event related to those data/results and always provided that copyright symbol appears together as follows below.

© DORNA WSBK ORGANIZATION Srl 2018

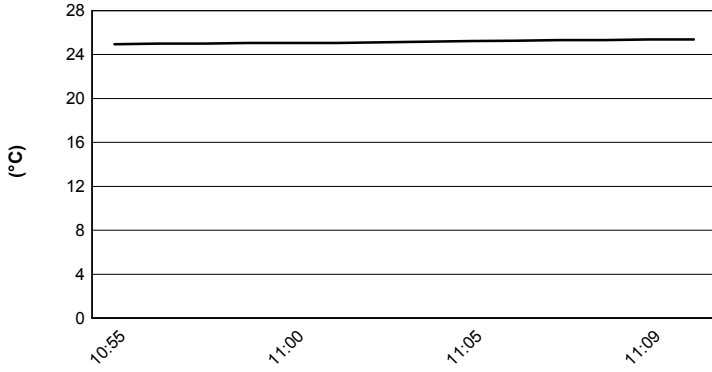




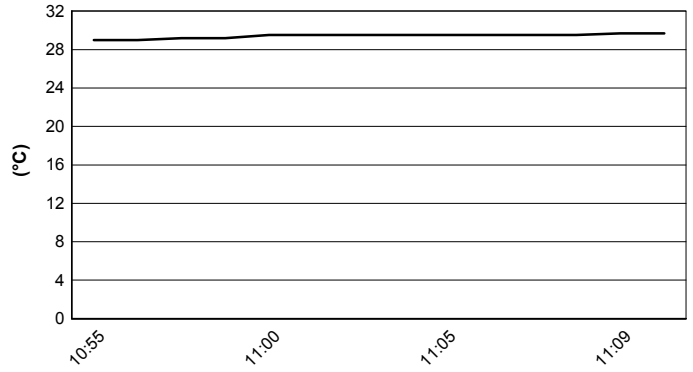
Portimao 4.592 m

NOLAN Portuguese Round, 14 - 16 September 2018
World Superbike - Weather Report Superpole 2
 Session started 10:55 - Session ended 11:12


Air Temperature



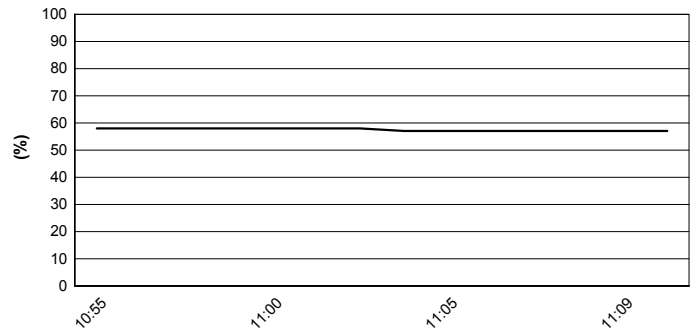
Track Temperature



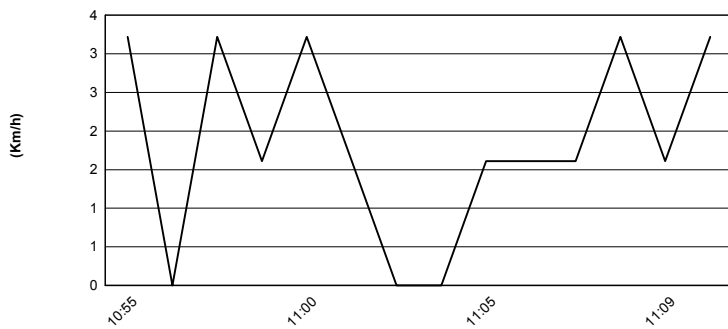
Air Pressure



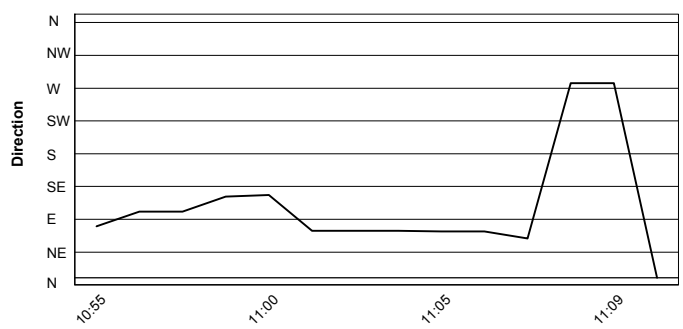
Humidity



Wind Speed



Wind Direction



15/09/2018

These data/results cannot be reproduced, stored and/or transmitted in whole or in part by any manner of electronic, mechanical, photocopying, recording, broadcasting or otherwise now known or herein after developed without the previous express consent by the copyright owner, except for reproduction in daily press and regular printed publications on sale to the public within 60 days of the event related to those data/results and always provided that copyright symbol appears together as follows below.

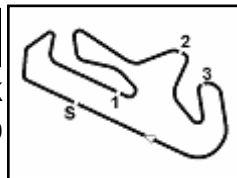
© DORNA WSBK ORGANIZATION Srl 2018



Official Tyre Supplier



Official Timekeeper



Portimao 4.592 m

NOLAN Portuguese Round, 14 - 16 September 2018

World Superbike - TISSOT Superpole Award

	Points	Points From First	Points From Previous	February 25 PHILLIP ISLAND	March 25 BURIRAM	April 15 ARAGÓN	April 22 ASSEN	May 13 IMOLA	May 27 DONINGTON PARK	June 10 BRNO	June 24 LAGUNA SECA	July 8 MISANO	September 16 PORTIMÃO	September 30 MAGNY COURS	October 14 VILLICUM	October 27 LOSAIL				
1 SYKES Tom (GBR)	196			25	20	16	10	20	25	25	20	25	10							
2 REA Jonathan (GBR)	196	0		10	25	20	20	25	20	20	16	20	20							
3 MELANDRI Marco (ITA)	124	72	72	16	9	25	11	13	4	16	6	8	16							
4 LAVERTY Eugene (IRL)	112	84	12	20	8			10	9	11	13	16	25							
5 LOWES Alex (GBR)	108	88	4	13	10	11	25	6	11	13	11	4	4							
6 DAVIES Chaz (GBR)	97	99	11	11	7	5	8	16	7	7	25	9	2							
7 FORES Xavi (ESP)	93	103	4	9	11	13	16	11		3	8	13	9							
8 SAVADORI Lorenzo (ITA)	93	103	0	6	5	6	13	7	13	9	10	11	13							
9 VAN DER MARK Michael (NED)	80	116	13	8	6	10	9	4	10	10	7	5	11							
10 TORRES Jordi (ESP)	63	133	17	4	13	9	7	9	2		5	7	7							
11 BAZ Loris (FRA)	58	138	5	2	1		6	3	16	8	4	10	8							
12 CAMIER Leon (GBR)	55	141	3	5	16	7			3	6	9	6	3							
13 RAZGATLIOGLU Toprak (TUR)	38	158	17	7	4		5	2	8	1	3	2	6							
14 RINALDI Michael Ruben (ITA)	31	165	7			8	4	8	1	5			5							
15 MERCADO Leandro (ARG)	12	184	19		3	1	3				2	3								
16 HASLAM Leon (GBR)	10	186	2					5	5											
17 GAGNE Jake (USA)	9	187	1	3	2	3							1							
18 RAY Bradley (GBR)	6	190	3						6											
19 RAMOS Román (ESP)	6	190	0	1			2	1		2										
20 HERNANDEZ Yonny (COL)	5	191	1							4		1								
21 LEONOV Vladimir (RUS)	4	192	1			4														
22 GIUGLIANO Davide (ITA)	2	194	2			2														
23 HERRIN Josh (USA)	1	195	1								1									
24 JACOBSEN PJ (USA)	1	195	0				1													

15/09/2018

These data/results cannot be reproduced, stored and/or transmitted in whole or in part by any manner of electronic, mechanical, photocopying, recording, broadcasting or otherwise now known or herein after developed without the previous express consent by the copyright owner, except for reproduction in daily press and regular printed publications on sale to the public within 60 days of the event related to those data/results and always provided that copyright symbol appears together as follows below.

© DORNA WSBK ORGANIZATION Srl 2018

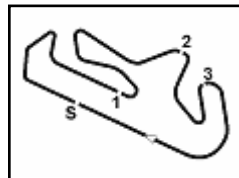
FKR PERUGIA TIMING



Official Tyre Supplier



Official Timekeeper



Portimao 4.592 m

1 / 2

NOLAN Portuguese Round, 14 - 16 September 2018

World Superbike - Superpole Ranking

	2015	2016	2017	2018
01 Phillip Island Grand Prix Circuit	Rea (Gbr) Kaw 1'31.212 (175,4 Km/h)	Sykes (Gbr) Kaw 1'30.020 (177,8 Km/h)	Rea (Gbr) Kaw 1'29.573 (178,6 Km/h)	Sykes (Gbr) Kaw 1'30.099 (177,6 Km/h)
02 Chang International Circuit	Rea (Gbr) Kaw 1'33.382 (175,6 Km/h)	van der Mark (Ned) Hon 1'33.452 (175,4 Km/h)	Rea (Gbr) Kaw 1'32.957 (176,4 Km/h)	Rea (Gbr) Kaw 1'32.814 (176,6 Km/h)
03 Motorland Aragon	Haslam (Gbr) Apr 1'49.664 (166,7 Km/h)	Sykes (Gbr) Kaw 1'49.374 (167,1 Km/h)	Davies (Gbr) Duc 1'49.319 (167,2 Km/h)	Melandri (Ita) Duc 1'49.543 (166,8 Km/h)
04 TT Circuit Assen	Sykes (Gbr) Kaw 1'34.789 (172,5 Km/h)	Sykes (Gbr) Kaw 1'35.440 (171,3 Km/h)	Rea (Gbr) Kaw 1'33.505 (174,9 Km/h)	Lowes (Gbr) Yam 1'34.066 (173,8 Km/h)
05 Autodromo Internazionale Enzo e Dino	Giugliano (Ita) Duc 1'46.382 (166,9 Km/h)	Davies (Gbr) Duc 1'45.598 (168,2 Km/h)	Davies (Gbr) Duc 1'45.662 (168,1 Km/h)	Rea (Gbr) Kaw 1'45.797 (167,9 Km/h)
06 Donington Park	Sykes (Gbr) Kaw 1'27.071 (0,0 Km/h)	Sykes (Gbr) Kaw 1'26.712 (0,0 Km/h)	Sykes (Gbr) Kaw 1'26.641 (0,0 Km/h)	Sykes (Gbr) Kaw 1'26.663 (0,0 Km/h)
07 Automotodrom Brno				Sykes (Gbr) Kaw 1'57.687 (165,3 Km/h)
08 WeatherTech Raceway Laguna Seca	Davies (Gbr) Duc 1'22.101 (158,3 Km/h)	Sykes (Gbr) Kaw 1'22.155 (158,2 Km/h)	Sykes (Gbr) Kaw 1'22.476 (157,6 Km/h)	Davies (Gbr) Duc 1'22.282 (157,9 Km/h)
09 Misano World Circuit "Marco Simoncelli"	Sykes (Gbr) Kaw 1'34.214 (155,1 Km/h)	Sykes (Gbr) Kaw 1'34.037 (155,4 Km/h)	Sykes (Gbr) Kaw 1'33.662 (156,1 Km/h)	Sykes (Gbr) Kaw 1'33.640 (156,1 Km/h)
10 Autódromo Internacional do Algarve	Giugliano (Ita) Duc 1'41.764 (162,4 Km/h)		Rea (Gbr) Kaw 1'41.430 (163,0 Km/h)	Lavery (Irl) Apr 1'40.705 (164,2 Km/h)
11 Magny-Cours	Haslam (Gbr) Apr 1'56.404 (130,7 Km/h)	Rea (Gbr) Kaw 1'52.881 (134,7 Km/h)	Rea (Gbr) Kaw 1'56.555 (130,5 Km/h)	
12 Villicum Circuit				
13 Losail International Circuit	Sykes (Gbr) Kaw 1'56.821 (165,8 Km/h)	Rea (Gbr) Kaw 1'56.356 (166,5 Km/h)	Rea (Gbr) Kaw 1'56.228 (166,6 Km/h)	

2018

ALL TIMES

4 T. Sykes
2 J. Rea
1 M. Melandri
1 C. Davies
1 E. Laverty
1 A. Lowes

46 T. Sykes
43 T. Corser
26 T. Bayliss
21 C. Fogarty
17 D. Polen
16 N. Hodgson
16 J. Rea
15 C. Edwards
11 B. Spies
10 P. Chili
10 C. Checa
9 R. Roche
8 G. Falappa
8 S. Russell
8 A. Slight
7 N. Haga
7 R. Laconi

6 J. Kocinski
6 C. Crutchlow
6 C. Davies
5 D. Giugliano
5 M. Biaggi
4 F. Merkel
4 J. Toseland
4 S. Guintoli
3 S. Mertens
3 R. Phillis
3 S. Martin
3 C. Vermeulen
3 Y. Kagayama
3 L. Haslam
3 J. Smrz
3 E. Laverty
3 M. Melandri

2 A. Gobert
2 D. Tardozzi
2 A. Yanagawa
2 M. Lucchinelli
2 B. Bostrom
2 B. Monti
2 M. Campbell
2 Y. Nagai
2 M. Neukirchner
2 L. Baz
1 M. Doohan
1 D. Chandler
1 P. Goddard
1 M. Dowson
1 A. Vieira
1 T. Kipp
1 S. Crafar

1 R. Burnett
1 J. Reynolds
1 S. Hislop
1 M. Mladin
1 R. Xaus
1 M. Tamada
1 L. Lanzi
1 M. Fabrizio
1 A. Badovini
1 F. Nieto
1 T. Hill
1 A. Lowes
1 J. Hopkins
1 M. van der Mark
1 I. Jaitovich

15/09/2018

These data/results cannot be reproduced, stored and/or transmitted in whole or in part by any manner of electronic, mechanical, photocopying, recording, broadcasting or otherwise now known or herein after developed without the previous express consent by the copyright owner, except for reproduction in daily press and regular printed publications on sale to the public within 60 days of the event related to those data/results and always provided that copyright symbol appears together as follows below.

© DORNA WSBK ORGANIZATION Srl 2018

FKR PERUGIA TIMING



Official Tyre Supplier



Official Timekeeper