


4806 m.

GRAN PREMIO MOTUL DE LA REPÚBLICA ARGENTINA

Free Practice Nr. 4

Classification

14

	Rider	Nation	Team	Motorcycle	Time	Lap Total	Gap	Top Speed
1	93 Marc MARQUEZ	SPA	Repsol Honda Team	HONDA	1'39.341	9 13		325.8
2	35 Cal CRUTCHLOW	GBR	LCR Honda CASTROL	HONDA	1'39.529	11 14	0.188 0.188	324.7
3	4 Andrea DOVIZIOSO	ITA	Mission Winnow Ducati	DUCATI	1'39.856	6 13	0.515 0.327	325.0
4	30 Takaaki NAKAGAMI	JPN	LCR Honda IDEMITSU	HONDA	1'39.859	12 15	0.518 0.003	321.7
5	46 Valentino ROSSI	ITA	Monster Energy Yamaha Moto	YAMAHA	1'39.916	11 16	0.575 0.057	324.1
6	9 Danilo PETRUCCI	ITA	Mission Winnow Ducati	DUCATI	1'39.974	8 15	0.633 0.058	328.6
7	41 Aleix ESPARGARO	SPA	Aprilia Racing Team Gresini	APRILIA	1'39.978	13 15	0.637 0.004	322.9
8	42 Alex RINS	SPA	Team SUZUKI ECSTAR	SUZUKI	1'39.992	15 15	0.651 0.014	321.2
9	12 Maverick VIÑALES	SPA	Monster Energy Yamaha Moto	YAMAHA	1'40.014	9 14	0.673 0.022	321.9
10	43 Jack MILLER	AUS	Pramac Racing	DUCATI	1'40.083	6 18	0.742 0.069	328.2
11	63 Francesco BAGNAIA	ITA	Pramac Racing	DUCATI	1'40.168	4 12	0.827 0.085	322.4
12	36 Joan MIR	SPA	Team SUZUKI ECSTAR	SUZUKI	1'40.233	4 11	0.892 0.065	322.6
13	21 Franco MORBIDELLI	ITA	Petronas Yamaha SRT	YAMAHA	1'40.247	11 13	0.906 0.014	316.6
14	20 Fabio QUARTARARO	FRA	Petronas Yamaha SRT	YAMAHA	1'40.297	12 14	0.956 0.050	320.0
15	44 Po ESPARGARO	SPA	Red Bull KTM Factory Racing	KTM	1'40.357	10 15	1.016 0.060	322.1
16	99 Jorge LORENZO	SPA	Repsol Honda Team	HONDA	1'40.577	9 15	1.236 0.220	322.4
17	5 Johann ZARCO	FRA	Red Bull KTM Factory Racing	KTM	1'40.632	10 15	1.291 0.055	319.3
18	29 Andrea IANNO	ITA	Aprilia Racing Team Gresini	APRILIA	1'40.669	12 13	1.328 0.037	322.8
19	88 Miguel OLIVEIRA	POR	Red Bull KTM Tech 3	KTM	1'40.686	4 15	1.345 0.017	316.7
20	53 Tito RABAT	SPA	Reale Avintia Racing	DUCATI	1'40.714	9 13	1.373 0.028	325.0
21	17 Karel ABRAHAM	CZE	Reale Avintia Racing	DUCATI	1'40.907	10 12	1.566 0.193	321.6
22	55 Hafizh SYAHRIN	MAL	Red Bull KTM Tech 3	KTM	1'41.412	4 15	2.071 0.505	315.7

Practice condition: Dry
 Air: 27°
 Humidity: 66%
 Ground: 36°

Fastest Lap:	Lap: 9	Marc MARQUEZ	1'39.341	174.1 Km/h
Best Race Lap:	2015	Valentino ROSSI	1'39.019	174.7 Km/h
All Time Lap Record:	2014	Marc MARQUEZ	1'37.683	177.1 Km/h

The results are provisional until the end of the limit for protest and appeals.

Time limit for protest expires 30' after publication of the results - Time:

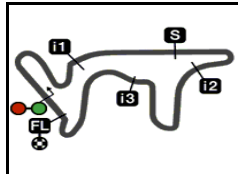
These data/results cannot be reproduced, stored and/or transmitted in whole or in part by any manner of electronic, mechanical, photocopying, recording, broadcasting or otherwise now known or herein after developed without the previous express consent by the copyright owner, except for reproduction in daily press and regular printed publications on sale to the public within 60 days of the event related to those data/results and always provided that copyright symbol appears together as follows below.

© DORNA, 2019

Official MotoGP Timing by TISSOT
 www.motogp.com



Termas de Río Hondo, Saturday, March 30, 2019



4806 m.

GRAN PREMIO MOTUL DE LA REPÚBLICA ARGENTINA

Free Practice Nr. 4

Top Speed & Average

15



Rider	Nation	Motorcycle	Top 5 speeds					Average	Top
9 Danilo PETRUCCI	ITA	DUCATI	328.6	326.2	325.9	324.6	324.4	325.9	328.6
43 Jack MILLER	AUS	DUCATI	328.2	327.0	326.2	325.4	324.8	326.3	328.2
93 Marc MARQUEZ	SPA	HONDA	325.8	325.7	323.5	322.8	322.6	324.1	325.8
4 Andrea DOVIZIOSO	ITA	DUCATI	325.0	323.3	322.8	322.5	322.2	323.2	325.0
53 Tito RABAT	SPA	DUCATI	325.0	324.8	323.8	323.4	323.0	324.0	325.0
35 Cal CRUTCHLOW	GBR	HONDA	324.7	324.4	324.4	324.1	324.1	324.3	324.7
46 Valentino ROSSI	ITA	YAMAHA	324.1	321.2	320.1	319.7	319.5	320.9	324.1
41 Aleix ESPARGARO	SPA	APRILIA	322.9	322.6	322.4	322.1	321.6	322.3	322.9
29 Andrea IANNONE	ITA	APRILIA	322.8	321.7	320.5	319.9	315.8	320.1	322.8
36 Joan MIR	SPA	SUZUKI	322.6	319.4	318.8	318.8	316.1	319.1	322.6
63 Francesco BAGNAIA	ITA	DUCATI	322.4	322.4	321.3	320.4	320.0	321.3	322.4
99 Jorge LORENZO	SPA	HONDA	322.4	322.2	321.9	321.6	321.6	321.9	322.4
44 Pol ESPARGARO	SPA	KTM	322.1	322.0	321.9	321.5	321.0	321.7	322.1
12 Maverick VIÑALES	SPA	YAMAHA	321.9	321.5	319.8	319.3	318.9	320.3	321.9
30 Takaaki NAKAGAMI	JPN	HONDA	321.7	320.5	320.2	320.0	319.6	320.4	321.7
17 Karel ABRAHAM	CZE	DUCATI	321.6	321.0	320.9	320.7	319.4	320.7	321.6
42 Alex RINS	SPA	SUZUKI	321.2	320.5	320.4	319.7	318.7	320.1	321.2
20 Fabio QUARTARARO	FRA	YAMAHA	320.0	319.2	318.4	318.1	317.7	318.7	320.0
5 Johann ZARCO	FRA	KTM	319.3	317.9	317.5	317.1	317.0	317.8	319.3
88 Miguel OLIVEIRA	POR	KTM	316.7	316.1	316.1	315.9	315.2	316.0	316.7
21 Franco MORBIDELLI	ITA	YAMAHA	316.6	316.5	315.6	315.6	314.9	315.8	316.6
55 Hafizh SYAHRIN	MAL	KTM	315.7	314.4	314.0	312.6	312.3	313.8	315.7

These data/results cannot be reproduced, stored and/or transmitted in whole or in part by any manner of electronic, mechanical, photocopying, recording, broadcasting or otherwise now known or herein after developed without the previous express consent by the copyright owner, except for reproduction in daily press and regular printed publications on sale to the public within 60 days of the event related to those data/results and always provided that copyright symbol appears together as follows below.

© DORNA, 2019

Official MotoGP Timing by TISSOT
www.motogp.com



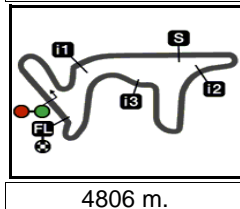
Termas de Río Hondo, Saturday, March 30, 2019

GRAN PREMIO MOTUL DE LA REPÚBLICA ARGENTINA

Free Practice Nr. 4

Chronological Analysis of Performances

16



4806 m.

* Lap / Sector time cancelled T1 Time from finish line to 1st intermediate T3 Time from 2nd intermed. to 3rd intermed.
 P Crossing the finish line in pit lane T2 Time from 1st intermed. to 2nd intermed. T4 Time from 3rd intermediate to finish line
 ** Tyre data subject to further updates

Lap	Lap Time	T1	T2	T3	T4	Speed	Lap	Lap Time	T1	T2	T3	T4	Speed	
1st	93	Marc MARQUEZ HONDA SPA						13	1'45.100	32.224	23.845	26.198	22.833	322.6
		Repsol Honda Team						14	1'39.650	28.361	23.476	25.289	22.524	324.4
		Runs=3 Total laps=14 Full laps=10												
3rd	4	Andrea DOVIZIOSO DUCATI ITA												
		Mission Winnow Ducati												
		Runs=2 Total laps=13 Full laps=10												
2nd	35	Cal CRUTCHLOW HONDA GBR												
		LCR Honda CASTROL												
		Runs=3 Total laps=14 Full laps=10												
4th	30	Takaaki NAKAGAMI HONDA JPN												
		LCR Honda IDEMITSU												
		Runs=2 Total laps=15 Full laps=12												
Run # 1	Front Tyre	Slick-Hard	Rear Tyre	Slick-Soft										
	16 Laps at start		5 Laps at start											
1	1'53.165	30.212	25.373	27.658	24.640	316.1								
2	1'40.568	29.021	23.759	25.292	22.496	321.8								
unfinished	28.331	23.713					322.8							
Run # 2	Front Tyre	Slick-Hard	Rear Tyre	Slick-Medium										
	12 Laps at start		16 Laps at start											
3	1'46.215	31.400	24.713	26.546	23.556	316.3								
4	1'40.829	28.833	23.833	25.484	22.679	322.3								
5	1'40.064	28.528	23.827	25.268	22.441	322.4								
6	1'39.843	28.466	23.653	25.271	22.453	323.5								
7	1'46.727 P	28.523	23.745	25.329	29.130	322.6								
Run # 3	Front Tyre	Slick-Hard	Rear Tyre	Slick-Soft										
	17 Laps at start		7 Laps at start											
8	2'56.812	30.861	24.260	26.198	22.841	320.9								
9	1'39.341	28.320	23.612	25.142	22.267	322.1								
10	1'39.388	28.200	23.681	25.046	22.461	322.2								
11	1'39.618	28.238	23.689	25.205	22.486	322.4								
12	1'41.702	28.857	24.255	25.620	22.970	325.7								
13	1'47.376 P	28.370	23.550	25.059	30.397	325.8								
Run # 4	Front Tyre	Slick-Hard	Rear Tyre	Slick-Soft										
	New Tyre		20 Laps at start											
8	9'23.057	29.780	24.872	26.749	23.247	311.0								
9	1'44.318	30.380	25.571	25.594	22.773	253.0								
10	1'40.502	28.387	23.622	25.596	22.897	323.3								
11	1'41.029	28.525	24.003	25.754	22.747	320.8								
12	1'40.661	28.522	23.726	25.668	22.745	321.0								
13	1'40.228	28.419	23.693	25.477	22.639	321.0								
Run # 5	Front Tyre	Slick-Hard	Rear Tyre	Slick-Medium										
	New Tyre		New Tyre											
1	2'34.262	31.957	25.898	30.800	27.439	281.2								
2	1'43.129	29.771	24.345	26.115	22.898	318.4								
3	1'42.859	29.787	23.919	26.415	22.738	319.6								
4	1'40.435	28.584	23.743	25.476	22.632	321.7								
5	1'43.506	28.478	24.910	27.133	22.985	319.3								
6	1'39.993	28.422	23.599	25.419	22.553	320.0								
7	1'42.582	30.017	24.061	25.602	22.902	315.9								
8	1'40.289	28.462	23.709	25.396	22.722	318.8								
9	1'53.259 P	30.493	24.741	26.711	31.314	313.0								
Run # 6	Front Tyre	Slick-Hard	Rear Tyre	Slick-Soft										
	9 Laps at start		5 Laps at start											
10	6'03.954	31.451	25.138	26.517	22.912	306.2								
11	1'40.460	28.645	23.770	25.482	22.563	317.5								
12	1'39.859	28.339	23.630	25.401	22.489	318.6								
13	1'43.084	31.106	23.897	25.429	22.652	318.0								
14	1'40.020	28.355	23.666	25.419	22.580	320.2								

Fastest Lap: Marc MARQUEZ Repsol Honda Team SPA **1'39.341** 28.320 23.612 25.142 22.267

These data/results cannot be reproduced, stored and/or transmitted in whole or in part by any manner of electronic, mechanical, photocopying, recording, broadcasting or otherwise now known or herein after developed without the previous express consent by the copyright owner, except for reproduction in daily press and regular printed publications on sale to the public within 60 days of the event related to those data/results and always provided that copyright symbol appears together as follows below.
 © DORNA, 2019



Free Practice Nr. 4

MotoGP

Lap	Lap Time	T1	T2	T3	T4	Speed	Lap	Lap Time	T1	T2	T3	T4	Speed
15	1'40.127	28.497	23.673	25.398	22.559	320.5	3	1'40.508	28.651	23.754	25.434	22.669	322.4
5th	46	Valentino ROSSI		YAMAHA		ITA	4	1'45.721	33.585	23.797	25.535	22.804	322.9
		Monster Energy Yamaha MotoGP					5	1'40.791	28.636	23.739	25.566	22.850	322.6
		Runs=2	Total laps=16	Full laps=13			6	1'40.735	28.695	23.763	25.475	22.802	322.1
Run #	1	Front Tyre	Slick-Hard	Rear Tyre	Slick-Medium		Run #	2	Front Tyre	Slick-Hard	Rear Tyre	Slick-Medium	
			New Tyre		New Tyre					20 Laps at start		New Tyre	
1	2'30.653	29.204	24.386	25.975	22.810	313.6	11	5'50.836	29.493	24.032	25.768	22.807	316.7
2	1'41.040	28.538	23.806	25.561	23.135	319.5	12	1'40.222	28.545	23.639	25.395	22.643	319.2
3	1'40.561	28.531	23.695	25.583	22.752	320.1	13	1'39.978	28.435	23.692	25.250	22.601	320.9
4	1'40.280	28.525	23.733	25.442	22.580	319.7	14	1'40.242	28.420	23.701	25.377	22.744	321.0
5	1'40.580	28.443	23.925	25.430	22.782	324.1	15	1'40.320	28.515	23.646	25.456	22.703	320.6
6	1'40.495	28.677	23.756	25.437	22.625	321.2							
7	1'40.042	28.428	23.738	25.368	22.508	317.8	8th	42	Alex RINS		SUZUKI		SPA
8	1'52.603 P	32.263	24.290	26.149	29.901	310.0			Team SUZUKI ECSTAR		Runs=2 Total laps=15 Full laps=12		
Run #	2	Front Tyre	Slick-Hard	Rear Tyre	Slick-Medium		Run #	1	Front Tyre	Slick-Hard	Rear Tyre	Slick-Medium	
			8 Laps at start		8 Laps at start					New Tyre		4 Laps at start	
9	5'11.435	28.936	24.212	25.762	22.816	312.7	1	2'16.162	29.398	24.715	26.667	23.336	313.5
10	1'40.056	28.476	23.761	25.387	22.432	315.2	2	1'40.381	28.568	23.705	25.442	22.666	320.4
11	1'39.916	28.408	23.802	25.278	22.428	315.9	3	1'40.578	28.705	23.872	25.387	22.614	313.6
12	1'40.078	28.391	23.690	25.417	22.580	315.3	4	1'40.197	28.381	23.712	25.439	22.665	319.7
13	1'40.464	28.462	23.771	25.511	22.720	314.6	5	1'40.524	28.484	23.713	25.525	22.802	317.8
14	1'49.825	33.489	25.748	27.946	22.642	306.3	6	1'41.870	29.838	23.770	25.391	22.871	321.2
15	1'40.050	28.369	23.719	25.410	22.552	316.6	7	1'42.035	28.378	23.787	26.870	23.000	320.5
16	1'40.015	28.325	23.741	25.455	22.494	316.4	8	1'48.405 P	28.588	23.759	25.416	30.642	317.3
Run #	2	Front Tyre	Slick-Hard	Rear Tyre	Slick-Soft		Run #	2	Front Tyre	Slick-Hard	Rear Tyre	Slick-Soft	
			6 Laps at start		missing data					8 Laps at start		4 Laps at start	
7	6'02.475	30.099	23.952	25.658	22.590	321.8	9	5'49.697	30.178	24.534	26.279	22.921	313.0
8	1'39.974	28.447	23.642	25.310	22.575	323.2	10	1'40.126	28.539	23.674	25.366	22.547	316.2
9	1'40.840	28.509	23.905	25.561	22.865	320.2	11	1'40.063	28.428	23.706	25.363	22.566	317.5
10	1'40.614	28.544	23.787	25.517	22.766	320.9	12	1'40.062	28.357	23.735	25.363	22.607	318.5
11	1'42.912	30.542	23.972	25.661	22.737	320.7	13	1'41.739	29.359	23.867	25.570	22.943	317.4
12	1'55.516	28.561	23.734	29.560	33.661	322.8	14	1'40.313	28.497	23.691	25.458	22.667	318.0
13	1'40.809	28.793	23.742	25.506	22.768	324.6	15	1'39.992	28.404	23.627	25.344	22.617	318.7
14	1'40.858	28.623	23.671	25.644	22.920	328.6							
15	1'40.734	28.766	23.622	25.577	22.769	323.5	9th	12	Maverick VIÑALES		YAMAHA		SPA
Run #	1	Front Tyre	Slick-Hard	Rear Tyre	Slick-Soft		<td></td> <td colspan="2">Monster Energy Yamaha MotoGP</td> <td colspan="2">Runs=3 Total laps=14 Full laps=9</td>		Monster Energy Yamaha MotoGP		Runs=3 Total laps=14 Full laps=9		
			10 Laps at start		5 Laps at start		Run #	1	Front Tyre	Slick-Hard	Rear Tyre	Slick-Soft	
1	2'13.239	31.260	24.738	26.420	23.247	293.3				3 Laps at start		3 Laps at start	
2	1'41.422	29.145	23.863	25.653	22.761	319.5	1	2'16.380	28.397	24.074	26.292	23.846	316.2
							2	1'41.189	28.694	23.699	25.655	23.141	321.5
							3	1'40.620	28.500	23.677	25.592	22.851	321.9
							4	1'40.511	28.768	23.739	25.374	22.630	318.4
							5	1'40.137	28.460	23.651	25.320	22.706	318.9
							6	1'48.418 P	28.517	23.750	25.421	30.730	318.5
Run #	2	Front Tyre	Slick-Hard	Rear Tyre	Slick-Soft		Run #	2	Front Tyre	Slick-Hard	Rear Tyre	Slick-Soft	
			9 Laps at start		9 Laps at start					9 Laps at start		9 Laps at start	
7	6'14.568	27.887	23.898	25.448	22.669	316.5	7	6'14.568	27.887	23.898	25.448	22.669	316.5
8	1'42.355	28.362	23.593	27.406	22.994	319.3	8	1'42.355	28.362	23.593	27.406	22.994	319.3
9	1'40.014	28.344	23.636	25.239	22.795	318.5	9	1'40.014	28.344	23.636	25.239	22.795	318.5
10	1'40.626	28.680	23.691	25.568	22.687	319.8	10	1'40.626	28.680	23.691	25.568	22.687	319.8

Fastest Lap: Marc MARQUEZ Repsol Honda Team SPA 1'39.341 28.320 23.612 25.142 22.267

These data/results cannot be reproduced, stored and/or transmitted in whole or in part by any manner of electronic, mechanical, photocopying, recording, broadcasting or otherwise now known or herein after developed without the previous express consent by the copyright owner, except for reproduction in daily press and regular printed publications on sale to the public within 60 days of the event related to those data/results and always provided that copyright symbol appears together as follows below.
© DORNA, 2019

Official MotoGP Timing by TISSOT
www.motogp.com



Free Practice Nr. 4

MotoGP

Lap	Lap Time	T1	T2	T3	T4	Speed	Lap	Lap Time	T1	T2	T3	T4	Speed
11	1'40.433	28.480	23.823	25.371	22.759	315.7	1	2'11.364	30.586	24.593	26.010	23.036	310.2
12	1'47.125 P	28.394	23.718	25.207	29.806	315.5	2	1'40.876	28.703	23.984	25.506	22.683	319.4
Run # 3		Front Tyre Slick-Hard				Rear Tyre Slick-Soft							
		15 Laps at start				15 Laps at start							
13	4'18.172	28.116	24.917	25.643	22.731	318.7	3	1'41.142	28.938	23.903	25.474	22.827	318.8
14	1'41.782	28.534	23.645	25.294	24.309	316.7	4	1'40.233	28.371	23.833	25.415	22.614	318.8
5	1'44.573	32.727	23.646	25.491	22.709	322.6	5	1'44.573	32.727	23.646	25.491	22.709	322.6
6	1'40.570	28.414	23.942	25.421	22.793	315.9	6	1'40.570	28.414	23.942	25.421	22.793	315.9
7	1'51.330 P	28.526	25.104	27.451	30.249	309.8	7	1'51.330 P	28.526	25.104	27.451	30.249	309.8

10th 43 Jack MILLER DUCATI AUS
Pramac Racing

Run #	1	Front Tyre	Slick-Hard	Rear Tyre	Slick-Soft	Speed
		New Tyre		New Tyre		
1	2'29.050	30.803	24.800	27.605	23.281	320.8
2	1'41.041	28.762	23.707	25.762	22.810	328.2
3	1'40.534	28.433	23.671	25.572	22.858	327.0
4	1'40.348	28.492	23.492	25.503	22.861	324.8
5	1'40.756	28.710	23.580	25.629	22.837	326.2
6	1'40.083	28.363	23.574	25.519	22.627	322.5
7	1'40.159	28.360	23.588	25.506	22.705	325.4
8	1'40.486	28.558	23.673	25.517	22.738	323.2
9	1'40.371	28.492	23.648	25.517	22.714	323.5
10	1'40.331	28.563	23.539	25.480	22.749	323.6
11	1'40.244	28.523	23.533	25.426	22.762	323.6
12	1'40.306	28.531	23.574	25.512	22.689	322.6
13	1'40.743	28.591	23.729	25.555	22.868	323.1
14	1'40.466	28.605	23.586	25.483	22.792	322.9
15	1'40.636	28.693	23.662	25.429	22.852	322.4
16	1'50.374	28.479	25.627	31.665	24.603	323.5
17	1'40.241	28.529	23.592	25.466	22.654	324.5
18	1'40.335	28.587	23.564	25.463	22.721	324.4

11th 63 Francesco BAGNAIA DUCATI ITA
Pramac Racing

Run #	1	Front Tyre	Slick-Hard	Rear Tyre	Slick-Soft	Speed
		New Tyre		5 Laps at start		
1	2'08.672	29.229	24.329	25.934	23.275	317.3
2	1'40.775	28.731	23.716	25.595	22.733	320.4
3	1'40.523	28.526	23.774	25.566	22.657	322.4
4	1'40.168	28.466	23.636	25.386	22.680	322.4
5	1'40.862	28.805	23.642	25.549	22.866	321.3
6	1'40.611	28.549	23.772	25.391	22.899	319.7
7	1'40.687	28.564	23.729	25.483	22.911	320.0
8	2'00.623 P	32.085	26.180	27.759	34.599	285.5
Run # 2		Front Tyre Slick-Hard		Rear Tyre Slick-Soft		
		8 Laps at start		13 Laps at start		
9	6'45.553	28.998	23.858	25.812	22.870	317.7
10	1'41.414	28.600	23.758	25.513	23.543	319.3
11	1'44.842	32.373	23.875	25.564	23.030	319.4
12	1'57.561 P	32.319	26.760	27.789	30.693	294.7

12th 36 Joan MIR SUZUKI SPA
Team SUZUKI ECSTAR

Run #	1	Front Tyre	Slick-Medium	Rear Tyre	Slick-Soft	Speed
		6 Laps at start		6 Laps at start		
9	6'59.471	31.245	24.807	26.440	22.936	313.2
10	1'40.620	28.665	23.769	25.439	22.747	317.2
11	1'40.569	28.524	23.811	25.564	22.670	317.3
12	1'40.297	28.419	23.769	25.376	22.733	318.4
13	1'40.469	28.573	23.772	25.387	22.737	318.1
14	1'40.330	28.470	23.845	25.391	22.624	319.2

13th 21 Franco MORBIDELLI YAMAHA ITA
Petronas Yamaha SRT

Run #	1	Front Tyre	Slick-Hard	Rear Tyre	Slick-Medium	Speed
		9 Laps at start		New Tyre		
8	6'36.067	28.883	24.261	25.759	22.837	312.9
9	1'40.965	28.741	23.857	25.578	22.789	315.4
10	1'40.856	28.656	23.864	25.560	22.776	316.1
11	1'51.896 P	28.810	23.833	28.779	30.474	314.7
Run # 2		Front Tyre Slick-Hard		Rear Tyre Slick-Soft		
		16 Laps at start		5 Laps at start		
1	1'55.897	29.560	25.094	26.942	23.430	311.8
2	1'41.511	29.036	24.069	25.572	22.834	316.6
3	1'41.142	28.670	24.132	25.528	22.812	314.7
4	1'41.059	28.753	23.890	25.685	22.731	315.6
5	1'40.462	28.493	23.911	25.338	22.720	314.9
6	1'40.839	28.767	23.939	25.421	22.712	315.6
7	1'52.300 P	29.698	25.572	26.618	30.412	307.9
Run # 2		Front Tyre Slick-Hard		Rear Tyre Slick-Soft		
		16 Laps at start		5 Laps at start		
8	10'24.762	31.635	24.785	26.168	23.010	311.0
9	1'40.946	28.767	24.009	25.467	22.703	313.7
10	1'40.276	28.402	23.966	25.343	22.565	313.6
11	1'40.247	28.518	23.794	25.388	22.547	316.5
12	1'40.508	28.544	23.816	25.482	22.666	314.8
13	1'40.729	28.516	23.899	25.557	22.757	312.8

14th 20 Fabio QUARTARARO YAMAHA FRA
Petronas Yamaha SRT

Run #	1	Front Tyre	Slick-Hard	Rear Tyre	Slick-Medium	Speed
		4 Laps at start		7 Laps at start		
1	2'32.688	29.828	24.571	26.277	23.360	316.6
2	1'41.587	28.903	24.041	25.734	22.909	316.9
3	1'40.918	28.580	23.850	25.626	22.862	317.7
4	1'46.524	31.511	26.074	25.996	22.943	310.6
5	1'40.494	28.517	23.807	25.422	22.748	320.0
6	1'40.625	28.491	23.941	25.478	22.715	315.7
7	1'40.669	28.510	23.912	25.502	22.745	315.6
8	1'55.349 P	32.504	24.873	26.808	31.164	316.5
Run # 2		Front Tyre Slick-Hard		Rear Tyre Slick-Medium		
		12 Laps at start		15 Laps at start		
9	6'59.471	31.245	24.807	26.440	22.936	313.2
10	1'40.620	28.665	23.769	25.439	22.747	317.2
11	1'40.569	28.524	23.811	25.564	22.670	317.3
12	1'40.297	28.419	23.769	25.376	22.733	318.4
13	1'40.469	28.573	23.772	25.387	22.737	318.1
14	1'40.330	28.470	23.845	25.391	22.624	319.2

Fastest Lap: Marc MARQUEZ Repsol Honda Team SPA 1'39.341 28.320 23.612 25.142 22.267

These data/results cannot be reproduced, stored and/or transmitted in whole or in part by any manner of electronic, mechanical, photocopying, recording, broadcasting or otherwise now known or herein after developed without the previous express consent by the copyright owner, except for reproduction in daily press and regular printed publications on sale to the public within 60 days of the event related to those data/results and always provided that copyright symbol appears together as follows below.
© DORNA, 2019

Official MotoGP Timing by TISSOT
www.motogp.com



Free Practice Nr. 4

MotoGP

Lap	Lap Time	T1	T2	T3	T4	Speed	Lap	Lap Time	T1	T2	T3	T4	Speed			
15th	44	Po ESPARGARO				KTM	SPA	5	1'40.993	28.674	24.008	25.436	22.875	316.9		
		Red Bull KTM Factory Racing						6	1'41.190	28.529	24.169	25.524	22.968	315.9		
		Runs=2 Total laps=15 Full laps=11						7	1'58.906 P	36.736	24.450	26.020	31.700	305.2		
		Run #	1	Front Tyre	Slick-Hard	Rear Tyre	Slick-Soft		Run #	2	Front Tyre	Slick-Hard	Rear Tyre	Slick-Medium		
					9 Laps at start						11 Laps at start			11 Laps at start		
		1	2'04.599	29.727	24.808	26.524	23.366	302.2	8	7'07.055	28.409	24.290	25.864	22.957	313.6	
		2	1'42.157	28.976	24.063	25.818	23.300	319.4	9	1'40.698	28.531	23.976	25.408	22.783	316.3	
3	1'41.005	28.694	23.876	25.700	22.735	320.9	10	1'40.632	28.498	23.907	25.461	22.766	316.6			
4	1'41.021	28.656	23.938	25.568	22.859	322.0	11	1'40.669	28.562	23.888	25.499	22.720	317.5			
5	1'44.201	28.801	25.822	25.941	23.637	253.7	12	1'43.552	30.990	24.064	25.636	22.862	311.2			
6	1'40.839	28.599	23.841	25.515	22.884	321.9	13	1'45.094	28.753	26.972	26.270	23.099	317.0			
7	1'50.072 P	28.708	24.846	26.478	30.040	310.1	14	1'40.822	28.586	23.951	25.449	22.836	317.9			
							15	2'04.386 P	38.585	25.244	27.502	33.055	311.6			
18th	29	Andrea IANNONE				APRILIA	ITA	Runs=2 Total laps=13 Full laps=10								
		Aprilia Racing Team Gresini														
		Run #	1	Front Tyre	Slick-Hard	Rear Tyre	Slick-Medium		Run #	1	Front Tyre	Slick-Hard	Rear Tyre	Slick-Medium		
					16 Laps at start						11 Laps at start			11 Laps at start		
					New Tyre						New Tyre			New Tyre		
		1	2'27.427	31.277	25.083	27.499	23.385	291.0	1	2'27.427	31.277	25.083	27.499	23.385	291.0	
		2	1'42.119	29.385	24.131	25.803	22.800	315.8	2	1'42.119	29.385	24.131	25.803	22.800	315.8	
3	1'40.843	28.662	23.775	25.565	22.841	321.7	3	1'40.843	28.662	23.775	25.565	22.841	321.7			
4	1'40.750	28.553	23.850	25.473	22.874	322.8	4	1'40.750	28.553	23.850	25.473	22.874	322.8			
5	1'41.643	29.190	23.841	25.641	22.971	320.5	5	1'41.643	29.190	23.841	25.641	22.971	320.5			
6	2'01.824 P	33.657	29.890	27.319	30.958	187.7	6	2'01.824 P	33.657	29.890	27.319	30.958	187.7			
16th	99	Jorge LORENZO				HONDA	SPA	Runs=2 Total laps=15 Full laps=12								
		Repsol Honda Team														
		Run #	1	Front Tyre	Slick-Hard	Rear Tyre	Slick-Soft		Run #	2	Front Tyre	Slick-Medium	Rear Tyre	Slick-Medium		
					3 Laps at start						New Tyre			6 Laps at start		
		1	1'49.822	28.944	24.936	26.184	22.993	309.4	7	10'06.532	31.835	24.388	26.258	22.931	312.6	
		2	1'41.276	28.870	23.807	25.624	22.975	318.5	8	1'40.742	28.724	23.913	25.366	22.739	315.5	
		3	1'41.130	28.712	23.664	25.555	23.199	321.9	9	1'40.756	28.495	24.015	25.531	22.715	314.5	
4	1'40.780	28.678	23.654	25.575	22.873	321.6	10	1'40.699	28.523	23.997	25.527	22.652	315.0			
5	1'40.624	28.632	23.639	25.486	22.867	322.2	11	1'47.901	31.995	27.555	25.535	22.816	216.9			
6	1'50.970 P	30.844	23.809	25.779	30.538	320.8	12	1'40.669	28.640	23.891	25.438	22.700	314.4			
							13	1'41.610	28.675	23.866	25.390	23.679	319.9			
19th	88	Miguel OLIVEIRA				KTM	POR	Runs=2 Total laps=15 Full laps=11								
		Red Bull KTM Tech 3														
		Run #	1	Front Tyre	Slick-Hard	Rear Tyre	Slick-Medium		Run #	2	Front Tyre	Slick-Hard	Rear Tyre	Slick-Medium		
					8 Laps at start						12 Laps at start			12 Laps at start		
		1	2'22.413	30.630	25.132	26.457	23.349	296.9	1	2'22.413	30.630	25.132	26.457	23.349	296.9	
		2	1'41.476	28.966	24.079	25.603	22.828	312.9	2	1'41.476	28.966	24.079	25.603	22.828	312.9	
		3	1'40.748	28.674	23.937	25.475	22.662	315.2	3	1'40.748	28.674	23.937	25.475	22.662	315.2	
4	1'40.686	28.650	23.857	25.404	22.775	316.1	4	1'40.686	28.650	23.857	25.404	22.775	316.1			
5	1'43.492	30.700	24.092	25.549	23.151	313.7	5	1'43.492	30.700	24.092	25.549	23.151	313.7			
6	1'40.852	28.707	23.986	25.428	22.731	314.7	6	1'40.852	28.707	23.986	25.428	22.731	314.7			
7	1'40.825	28.687	23.966	25.410	22.762	314.4	7	1'40.825	28.687	23.966	25.410	22.762	314.4			
8	1'57.751 P	31.897	26.314	27.702	31.838	277.8	8	1'57.751 P	31.897	26.314	27.702	31.838	277.8			
17th	5	Johann ZARCO				KTM	FRA	Runs=2 Total laps=15 Full laps=11								
		Red Bull KTM Factory Racing														
		Run #	1	Front Tyre	Slick-Hard	Rear Tyre	Slick-Medium		Run #	2	Front Tyre	Slick-Hard	Rear Tyre	Slick-Medium		
					4 Laps at start						16 Laps at start			20 Laps at start		
		1	2'01.495	28.463	24.870	26.236	23.277	295.2	9	6'33.642	31.327	24.671	25.769	22.867	310.4	
		2	1'41.935	29.061	24.170	25.841	22.863	314.0	10	1'41.100	28.614	23.958	25.464	23.064	316.1	
		3	1'41.151	28.559	24.097	25.597	22.898	317.1	11	1'41.168	28.735	24.015	25.627	22.791	315.9	
4	1'40.775	28.576	23.972	25.426	22.801	319.3	12	1'40.765	28.635	23.924	25.392	22.814	314.3			
							13	1'50.241	32.572	28.192	26.338	23.139	202.5			
							14	1'40.878	28.727	23.895	25.436	22.820	316.7			

Fastest Lap: Marc MARQUEZ Repsol Honda Team SPA **1'39.341** 28.320 23.612 25.142 22.267

These data/results cannot be reproduced, stored and/or transmitted in whole or in part by any manner of electronic, mechanical, photocopying, recording, broadcasting or otherwise now known or herein after developed without the previous express consent by the copyright owner, except for reproduction in daily press and regular printed publications on sale to the public within 60 days of the event related to those data/results and always provided that copyright symbol appears together as follows below.
© DORNA, 2019



Free Practice Nr. 4

MotoGP

Lap	Lap Time		T1	T2	T3	T4	Speed	Lap	Lap Time	T1	T2	T3	T4	Speed
15	1'54.090	P	30.623	25.158	27.238	31.071	303.6	3	1'41.771	28.888	24.248	25.815	22.820	311.5

20th 53 **Tito RABAT** DUCATI SPA
Reale Avintia Racing

Runs=4 Total laps=13 Full laps=7

Run #	1	Front Tyre	Slick-Hard	Rear Tyre	Slick-Soft
			New Tyre		4 Laps at start

1	2'09.246	P	30.625	24.883	26.968	30.482	315.8
---	----------	---	--------	--------	--------	--------	-------

Run #	2	Front Tyre	Slick-Hard	Rear Tyre	Slick-Soft
			1 Laps at start		5 Laps at start

2	5'25.585		29.975	23.945	25.981	22.976	322.5
3	2'19.802		45.754	31.508	32.637	29.903	238.7
4	1'40.981		28.868	23.670	25.727	22.716	323.4
5	1'40.792		28.633	23.700	25.710	22.749	323.8
6	1'49.920	P	29.067	24.175	26.156	30.522	321.1

Run #	3	Front Tyre	Slick-Hard	Rear Tyre	Slick-Soft
			6 Laps at start		10 Laps at start

7	1'58.365		26.845	23.727	25.487	22.822	324.8
8	1'40.946		28.787	23.713	25.665	22.781	325.0
9	1'40.714		28.666	23.715	25.584	22.749	323.0
10	1'54.908	P	33.163	24.770	27.072	29.903	314.9

Run #	4	Front Tyre	Slick-Hard	Rear Tyre	Slick-Medium
			10 Laps at start		New Tyre

11	4'57.046		28.420	24.020	28.780	23.635	320.5
12	1'41.381		28.894	23.776	25.792	22.919	322.7
13	1'41.073		28.713	23.815	25.737	22.808	319.5

21st 17 **Karel ABRAHAM** DUCATI CZE
Reale Avintia Racing

Runs=3 Total laps=12 Full laps=7

Run #	1	Front Tyre	Slick-Hard	Rear Tyre	Slick-Soft
			5 Laps at start		6 Laps at start

1	1'56.145		29.603	24.847	26.968	23.485	302.3
2	1'41.857		29.318	23.914	25.759	22.866	321.6
3	1'42.293		29.589	23.866	25.768	23.070	321.0
4	1'50.400	P	29.648	24.259	26.412	30.081	318.9

Run #	2	Front Tyre	Slick-Hard	Rear Tyre	Slick-Soft
			9 Laps at start		10 Laps at start

5	5'04.386	P	35.594	26.746	31.154	35.280	295.8
---	----------	---	--------	--------	--------	--------	-------

Run #	3	Front Tyre	Slick-Hard	Rear Tyre	Slick-Soft
			10 Laps at start		11 Laps at start

6	2'04.905		28.844	24.839	27.328	24.366	316.9
7	1'41.792		29.021	23.929	25.791	23.051	319.4
8	2'01.310		38.135	30.108	29.904	23.163	253.0
9	1'40.987		28.764	23.845	25.501	22.877	320.9
10	1'40.907		28.609	23.799	25.601	22.898	320.7
11	1'46.701		29.996	25.073	26.730	24.902	315.6
12	1'57.023	P	29.507	24.279	33.034	30.203	318.0

22nd 55 **Hafizh SYAHRIN** KTM MAL
Red Bull KTM Tech 3

Runs=3 Total laps=15 Full laps=9

Run #	1	Front Tyre	Slick-Hard	Rear Tyre	Slick-Soft
			8 Laps at start		8 Laps at start

1	2'13.926		32.822	25.896	27.172	23.275	293.1
2	1'42.317		29.084	24.222	26.036	22.975	315.7

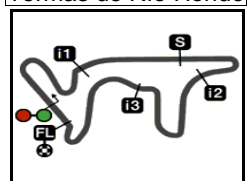
Fastest Lap: Marc MARQUEZ Repsol Honda Team SPA **1'39.341** 28.320 23.612 25.142 22.267

These data/results cannot be reproduced, stored and/or transmitted in whole or in part by any manner of electronic, mechanical, photocopying, recording, broadcasting or otherwise now known or herein after developed without the previous express consent by the copyright owner, except for reproduction in daily press and regular printed publications on sale to the public within 60 days of the event related to those data/results and always provided that copyright symbol appears together as follows below.
© DORNA, 2019

Official MotoGP Timing by TISSOT
www.motogp.com



Terma de Río Hondo, Saturday, March 30, 2019 Page 5 of 5



4806 m.

GRAN PREMIO MOTUL DE LA REPÚBLICA ARGENTINA

Free Practice Nr. 4

Best Partial Times

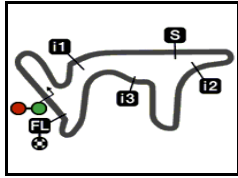
IT Ideal Lap Time, sum of the best partial times

BT Best Lap Time

T1		T2		T3		T4				IT		BT
Pos	Rider	Time	Rider	Time	Rider	Time	Rider	Time	Pos	Rider	IT	BT
1	M.MARQUEZ	28.200	C.CRUTCHLOW	23.476	M.MARQUEZ	25.046	M.MARQUEZ	22.267	1	M.MARQUEZ	1'39.063	1'39.341 (1)
2	C.CRUTCHLOW	28.222	J.MILLER	23.492	M.VIÑALES	25.207	V.ROSSI	22.428	2	C.CRUTCHLO	1'39.445	1'39.529 (2)
3	V.ROSSI	28.325	M.MARQUEZ	23.550	A.ESPARGARO	25.250	C.CRUTCHLOW	22.458	3	V.ROSSI	1'39.721	1'39.916 (5)
4	T.NAKAGAMI	28.339	A.DOVIZIOSO	23.569	V.ROSSI	25.278	T.NAKAGAMI	22.489	4	M.VIÑALES	1'39.774	1'40.014 (9)
5	M.VIÑALES	28.344	M.VIÑALES	23.593	C.CRUTCHLOW	25.289	F.MORBIDELLI	22.547	5	T.NAKAGAMI	1'39.823	1'39.859 (4)
6	A.DOVIZIOSO	28.354	T.NAKAGAMI	23.599	D.PETRUCCI	25.310	A.RINS	22.547	6	A.DOVIZIOSO	1'39.853	1'39.856 (3)
7	A.RINS	28.357	D.PETRUCCI	23.622	F.MORBIDELLI	25.338	D.PETRUCCI	22.575	7	A.RINS	1'39.875	1'39.992 (8)
8	J.MILLER	28.360	A.RINS	23.627	A.RINS	25.344	A.DOVIZIOSO	22.578	8	J.MILLER	1'39.905	1'40.083 (10)
9	J.MIR	28.371	F.BAGNAIA	23.636	A.DOVIZIOSO	25.352	A.ESPARGARO	22.601	9	A.ESPARGAR	1'39.910	1'39.978 (7)
10	F.MORBIDELLI	28.402	A.ESPARGARO	23.639	A.IANNONE	25.366	J.MIR	22.614	10	D.PETRUCCI	1'39.954	1'39.974 (6)
11	F.QUARTARARO	28.419	J.LORENZO	23.639	F.QUARTARARO	25.376	F.QUARTARARO	22.624	11	J.MIR	1'40.046	1'40.233 (12)
12	A.ESPARGARO	28.420	J.MIR	23.646	F.BAGNAIA	25.386	J.MILLER	22.627	12	F.MORBIDELLI	1'40.081	1'40.247 (13)
13	P.ESPARGARO	28.434	T.RABAT	23.670	P.ESPARGARO	25.392	M.VIÑALES	22.630	13	F.BAGNAIA	1'40.145	1'40.168 (11)
14	D.PETRUCCI	28.447	V.ROSSI	23.690	M.OLIVEIRA	25.392	A.IANNONE	22.652	14	F.QUARTARAR	1'40.188	1'40.297 (14)
15	F.BAGNAIA	28.466	P.ESPARGARO	23.766	T.NAKAGAMI	25.396	F.BAGNAIA	22.657	15	A.IANNONE	1'40.288	1'40.669 (18)
16	A.IANNONE	28.495	F.QUARTARARO	23.769	J.ZARCO	25.408	M.OLIVEIRA	22.662	16	P.ESPARGAR	1'40.295	1'40.357 (15)
17	J.ZARCO	28.498	A.IANNONE	23.775	J.MIR	25.415	P.ESPARGARO	22.703	17	J.LORENZO	1'40.489	1'40.577 (16)
18	J.LORENZO	28.603	F.MORBIDELLI	23.794	J.MILLER	25.426	T.RABAT	22.716	18	T.RABAT	1'40.506	1'40.714 (20)
19	K.ABRAHAM	28.609	K.ABRAHAM	23.799	J.LORENZO	25.486	J.ZARCO	22.720	19	J.ZARCO	1'40.514	1'40.632 (17)
20	M.OLIVEIRA	28.614	M.OLIVEIRA	23.857	T.RABAT	25.487	J.LORENZO	22.761	20	M.OLIVEIRA	1'40.525	1'40.686 (19)
21	T.RABAT	28.633	J.ZARCO	23.888	K.ABRAHAM	25.501	H.SYHRIN	22.799	21	K.ABRAHAM	1'40.775	1'40.907 (21)
22	H.SYHRIN	28.665	H.SYHRIN	24.130	H.SYHRIN	25.660	K.ABRAHAM	22.866	22	H.SYHRIN	1'41.254	1'41.412 (22)


These data/results cannot be reproduced, stored and/or transmitted in whole or in part by any manner of electronic, mechanical, photocopying, recording, broadcasting or otherwise now known or herein after developed without the previous express consent by the copyright owner, except for reproduction in daily press and regular printed publications on sale to the public within 60 days of the event related to those data/results and always provided that copyright symbol appears together as follows below.
© DORNA, 2019





4806 m.

GRAN PREMIO MOTUL DE LA REPÚBLICA ARGENTINA**Free Practice Nr. 4****Fastest Laps Sequence**

<i>Practice Time</i>	 <i>Rider</i>	<i>Nation</i>	<i>Motorcycle</i>	<i>Time</i>	<i>Km/h</i>	<i>Rider's Lap</i>
3'31.098	99 Jorge LORENZO	SPA	HONDA	1'41.276	170.8	2
3'33.733	93 Marc MARQUEZ	SPA	HONDA	1'40.568	172.0	2
3'56.543	42 Alex RINS	SPA	SUZUKI	1'40.381	172.3	2
7'10.138	63 Francesco BAGNAIA	ITA	DUCATI	1'40.168	172.7	4
8'14.528	35 Cal CRUTCHLOW	GBR	HONDA	1'39.934	173.1	4
9'54.336	35 Cal CRUTCHLOW	GBR	HONDA	1'39.808	173.3	5
24'50.761	93 Marc MARQUEZ	SPA	HONDA	1'39.341	174.1	9

These data/results cannot be reproduced, stored and/or transmitted in whole or in part by any manner of electronic, mechanical, photocopying, recording, broadcasting or otherwise now known or herein after developed without the previous express consent by the copyright owner, except for reproduction in daily press and regular printed publications on sale to the public within 60 days of the event related to those data/results and always provided that copyright symbol appears together as follows below.

© DORNA, 2019

Official MotoGP Timing by **TISSOT**
www.motogp.com

**Termas de Río Hondo, Saturday, March 30, 2019**