

4627 m.

Catalunya MotoGP™ Test**Day 1 Session****Classification****3**

	Rider	Nation	Team	Motorcycle	Time	Lap Total	Gap	Top Speed
1	42 Alex RINS	SPA	Team SUZUKI ECSTAR	SUZUKI	1'39.618	4 12		343.4
2	12 Maverick VIÑALES	SPA	Monster Energy Yamaha MotoGP	YAMAHA	1'39.937	4 16	0.319 0.319	337.5
3	44 Po ESPARGARO	SPA	Red Bull KTM Factory Racing	KTM	1'40.201	5 9	0.583 0.264	340.3
4	35 Cal CRUTCHLOW	GBR	LCR Honda CASTROL	HONDA	1'40.268	12 14	0.650 0.067	344.3
5	4 Andrea DOVIZIOSO	ITA	Mission Winnow Ducati	DUCATI	1'40.298	11 12	0.680 0.030	342.0
6	99 Jorge LORENZO	SPA	Repsol Honda Team	HONDA	1'40.357	7 8	0.739 0.059	342.2
7	21 Franco MORBIDELLI	ITA	Petronas Yamaha SRT	YAMAHA	1'40.370	6 7	0.752 0.013	331.6
8	9 Daniilo PETRUCCI	ITA	Mission Winnow Ducati	DUCATI	1'40.575	4 11	0.957 0.205	341.6
9	43 Jack MILLER	AUS	Pramac Racing	DUCATI	1'40.661	5 10	1.043 0.086	342.3
10	30 Takaaki NAKAGAMI	JPN	LCR Honda IDEMITSU	HONDA	1'40.755	4 5	1.137 0.094	335.4
11	5 Johann ZARCO	FRA	Red Bull KTM Factory Racing	KTM	1'40.914	5 12	1.296 0.159	333.7
12	38 Bradley SMITH	GBR	Aprilia Racing Team Gresini	APRILIA	1'40.916	9 11	1.298 0.002	339.0
13	29 Andrea IANNONE	ITA	Aprilia Racing Team Gresini	APRILIA	1'40.939	7 13	1.321 0.023	341.3
14	53 Tito RABAT	SPA	Reale Avintia Racing	DUCATI	1'41.016	16 17	1.398 0.077	337.7
15	63 Francesco BAGNAIA	ITA	Pramac Racing	DUCATI	1'41.337	17 17	1.719 0.321	339.7
16	88 Miguel OLIVEIRA	POR	Red Bull KTM Tech 3	KTM	1'41.449	10 11	1.831 0.112	333.2
17	17 Karel ABRAHAM	CZE	Reale Avintia Racing	DUCATI	1'41.740	9 13	2.122 0.291	335.9
18	50 Sylvain GUINTOLI	FRA	Team SUZUKI ECSTAR	SUZUKI	1'41.959	8 9	2.341 0.219	335.6
19	6 Stefan BRADL	GER	Team HRC	HONDA	1'43.461	11 12	3.843 1.502	337.6
20	26 Dani PEDROSA	SPA	Red Bull KTM Factory Racing	KTM	1'43.735	10 11	4.117 0.274	324.3
Not classified								
	20 Fabio QUARTARARO	FRA	Petronas Yamaha SRT	YAMAHA				
	36 Joan MIR	SPA	Team SUZUKI ECSTAR	SUZUKI				
	46 Valentino ROSSI	ITA	Monster Energy Yamaha MotoGP	YAMAHA				
	55 Hafizh SYAHRIN	MAL	Red Bull KTM Tech 3	KTM				
	93 Marc MARQUEZ	SPA	Repsol Honda Team	HONDA				

Practice condition: Dry**Air: 25°****Humidity: 45%****Ground: 40°**

Fastest Lap:	Lap: 4	Alex RINS	1'39.618	167.2 Km/h
Best Race Lap:	2018	Jorge LORENZO	1'40.021	166.5 Km/h
All Time Lap Record:	2018	Jorge LORENZO	1'38.680	168.8 Km/h

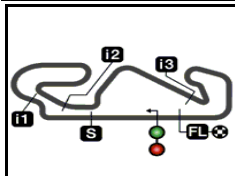
The results are provisional until the end of the limit for protest and appeals.

Time limit for protest expires 30' after publication of the results - Time:

These data/results cannot be reproduced, stored and/or transmitted in whole or in part by any manner of electronic, mechanical, photocopying, recording, broadcasting or otherwise now known or herein after developed without the previous express consent by the copyright owner, except for reproduction in daily press and regular printed publications on sale to the public within 60 days of the event related to those data/results and always provided that copyright symbol appears together as follows below.

© DORNA, 2019

Official MotoGP Timing by TISSOT
www.motogp.com**Barcelona, Monday, June 17, 2019**



4627 m.

Catalunya MotoGP™ Test**Day 1 Session****Top Speed & Average****4**

Rider	Nation	Motorcycle	Top 5 speeds					Average	Top
35 Cal CRUTCHLOW	GBR	HONDA	344.3	342.5	342.2	341.1	340.9	342.2	344.3
42 Alex RINS	SPA	SUZUKI	343.4	339.8	339.6	338.6	338.4	340.0	343.4
43 Jack MILLER	AUS	DUCATI	342.3	342.2	341.5	339.7	339.4	341.0	342.3
99 Jorge LORENZO	SPA	HONDA	342.2	341.1	340.1	339.7	339.4	340.5	342.2
4 Andrea DOVIZIOSO	ITA	DUCATI	342.0	340.9	340.3	339.7	339.6	340.5	342.0
9 Danilo PETRUCCI	ITA	DUCATI	341.6	339.1	339.0	338.4	336.6	338.9	341.6
29 Andrea IANNE	ITA	APRILIA	341.3	338.4	336.0	335.8	335.5	337.4	341.3
44 Pol ESPARGARO	SPA	KTM	340.3	337.9	337.6	336.7	336.1	337.7	340.3
63 Francesco BAGNAIA	ITA	DUCATI	339.7	338.8	338.7	338.4	336.4	338.4	339.7
38 Bradley SMITH	GBR	APRILIA	339.0	337.2	337.0	334.9	334.2	336.5	339.0
53 Tito RABAT	SPA	DUCATI	337.7	337.1	336.5	336.0	335.7	336.6	337.7
6 Stefan BRADL	GER	HONDA	337.6	337.1	332.8	332.4	329.1	333.8	337.6
12 Maverick VIÑALES	SPA	YAMAHA	337.5	337.1	336.5	336.4	336.4	336.8	337.5
17 Karel ABRAHAM	CZE	DUCATI	335.9	333.9	333.1	332.9	332.6	333.7	335.9
50 Sylvain GUINTOLI	FRA	SUZUKI	335.6	334.3	334.2	333.8	319.3	331.4	335.6
30 Takaaki NAKAGAMI	JPN	HONDA	335.4	330.7	330.5	321.5	137.1	291.0	335.4
5 Johann ZARCO	FRA	KTM	333.7	332.7	332.6	332.5	332.5	332.8	333.7
88 Miguel OLIVEIRA	POR	KTM	333.2	333.1	332.7	332.3	331.8	332.6	333.2
21 Franco MORBIDELLI	ITA	YAMAHA	331.6	330.5	330.4	329.8	329.6	330.4	331.6
26 Dani PEDROSA	SPA	KTM	324.3	323.2	322.8	321.8	314.9	321.4	324.3
55 Hafizh SYAHRIN	MAL	KTM	216.8	137.8				177.3	216.8
36 Joan MIR	SPA	SUZUKI	156.1					156.1	156.1
93 Marc MARQUEZ	SPA	HONDA							153.1

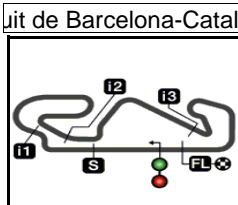
These data/results cannot be reproduced, stored and/or transmitted in whole or in part by any manner of electronic, mechanical, photocopying, recording, broadcasting or otherwise now known or herein after developed without the previous express consent by the copyright owner, except for reproduction in daily press and regular printed publications on sale to the public within 60 days of the event related to those data/results and always provided that copyright symbol appears together as follows below.

© DORNA, 2019

Official MotoGP Timing by TISSOT
www.motogp.com



Barcelona, Monday, June 17, 2019



4627 m.

Catalunya MotoGP™ Test

Day 1 Session

Chronological Analysis of Performances

5

* Lap / Sector time cancelled

T1 Time from finish line to 1st intermediate

T3 Time from 2nd intermed. to 3rd intermed.

P Crossing the finish line in pit lane

T2 Time from 1st intermed. to 2nd intermed.

T4 Time from 3rd intermediate to finish line

Lap	Lap Time	T1	T2	T3	T4	Speed	Lap	Lap Time	T1	T2	T3	T4	Speed
1st 42 Alex RINS Team SUZUKI ECST SPA Runs=2 Total laps=12 Full laps=8							4th 35 Cal CRUTCHLOW LCR Honda CASTRO GBR Runs=3 Total laps=14 Full laps=8						
1	27'42.312	20.018	33.850	21.738	31.907	206.4	1	22'57.544	22.418	35.570	22.391	33.144	176.0
2	1'40.970	17.436	31.813	20.751	30.970	337.5	2	1'47.449	18.251	33.163	24.327	31.708	326.4
3	1'39.945	17.173	31.446	20.669	30.657	338.6	3	1'41.392	17.545	31.947	20.991	30.909	332.7
4	1'39.618	17.113	31.316	20.616	30.573	339.6	4	1'40.503	17.188	31.643	20.750	30.922	340.0
5	1'49.712 P	17.374	31.805	20.897	39.636	333.4	5	1'54.446 P	18.21*	36.265*	22.024	37.941	339.6
6	7'49.485	18.809	33.188	21.280	31.641	215.0	6	6'44.462	19.235	33.661	21.591	31.959	214.4
7	1'40.497	17.333	31.615	20.813	30.736	338.4	7	1'43.283	17.633	32.607	21.528	31.515	342.2
8	1'40.900	17.217	31.648	20.900	31.135	337.5	8	1'40.973	17.271	31.828	20.886	30.988	344.3
9	1'40.371	17.053	31.386	20.621	31.311	343.4	9	1'52.107 P	18.09*	35.458*	22.355	36.200	335.8
10	1'40.670	17.135	31.736	20.748	31.051	339.8	10	7'14.214	20.070	34.105	21.406	31.866	205.7
11	1'40.307	17.215	31.602	20.710	30.780	335.4	11	1'40.730	17.372	31.695	20.835	30.828	340.1
12	1'52.509 P	17.588	35.021	21.391	38.509	335.7	12	1'40.268	17.172	31.464	20.733	30.899	340.9
2nd 12 Maverick VIÑALES Monster Energy Yama SPA Runs=2 Total laps=16 Full laps=12							13 1'45.064 17.978 33.912 21.507 31.667 341.1						
1	23'18.512	19.235	32.752	21.103	31.345	202.7	14	1'46.094 P	17.175	31.683	22.508	34.728	342.5
2	1'40.795	17.371	31.764	20.698	30.962	333.9	5th 4 Andrea DOVIZIOSO Mission Winnow Duca ITA Runs=2 Total laps=12 Full laps=8						
3	1'40.276	17.243	31.542	20.692	30.799	333.7	1	23'50.256	23.202	38.286	22.661	33.708	163.1
4	1'39.937	17.140	31.451	20.670	30.676	334.5	2	1'47.912	18.282	34.957	21.609	33.064	329.5
5	1'51.244 P	18.264	33.043	21.283	38.654	334.7	3	1'43.083	17.636	32.855	21.016	31.576	337.5
6	12'15.443	24.065	32.460	20.963	31.593	157.9	4	1'41.873	17.442	32.151	21.004	31.276	339.6
7	1'41.319	17.260	31.620	20.856	31.583	335.1	5	1'40.985	17.127	31.865	20.912	31.081	340.3
8	1'40.818	17.305	31.586	20.781	31.146	337.1	6	1'55.460 P	17.926	35.498	22.159	39.877	337.7
9	1'40.367	17.201	31.476	20.751	30.939	334.9	7	9'06.383	21.130	33.990	21.883	32.225	168.8
10	1'40.252	17.157	31.548	20.751	30.796	333.6	8	1'42.643	17.454	32.303	20.958	31.928	335.5
11	1'42.292	17.079	31.490	20.619	33.104	336.4	9	1'40.708	17.145	31.656	20.848	31.059	340.9
12	1'40.868	17.155	31.466	20.788	31.459	336.5	10	1'41.157	17.112	31.776	20.807	31.462	342.0
13	1'40.432	17.141	31.527	20.796	30.968	335.7	11	1'40.298	17.064	31.699	20.676	30.859	339.7
14	1'42.850	17.217	31.585	22.064	31.984	335.6	12	1'53.906 P	18.155	35.316	21.940	38.495	319.2
15	1'40.294	17.075	31.526	20.783	30.910	336.4	6th 99 Jorge LORENZO Repsol Honda Team SPA Runs=2 Total laps=8 Full laps=4						
16	1'48.669 P	17.143	31.554	20.807	39.165	337.5	1	20'29.152	20.015	33.796	21.543	31.760	194.0
3rd 44 Pol ESPARGARO Red Bull KTM Factory SPA Runs=3 Total laps=10 Full laps=5							2	1'41.205	17.529	31.918	20.781	30.977	339.7
1	35'09.778 P	19.350	35.363	23.013	39.056	221.5	3	1'40.781	17.277	31.684	20.794	31.026	339.4
2	4'40.977	18.270	33.832	21.613	31.467	230.2	4	1'53.351 P	17.394	34.363	21.393	40.201	338.6
3	1'40.983	17.240	31.830	20.849	31.064	337.9	5	11'26.714	18.135	32.507	20.947	31.060	220.4
4	1'40.690	17.219	31.680	20.823	30.968	337.6	6	1'40.541	17.170	31.741	20.678	30.952	342.2
5	1'40.201	17.165	31.551	20.605	30.880	336.1	7	1'40.357	17.109	31.673	20.651	30.924	341.1
6	1'54.686 P	18.301	34.281	22.760	39.344	320.0	8	1'53.472 P	17.696	33.635	21.990	40.151	340.1
7	9'09.469	17.977	34.042	21.710	31.863	228.2	7th 21 Franco MORBIDEL Petronas Yamaha SR ITA Runs=1 Total laps=7 Full laps=5						
8	1'41.025	17.504	31.789	20.781	30.951	340.3	1	42'18.762	22.244	34.116	22.724	32.825	138.4
9	1'40.682	17.187	31.654	20.825	31.016	336.7							
unfinished	18.443						306.1						

Fastest Lap: Alex RINS Team SUZUKI ECST SPA **1'39.618** 17.113 31.316 20.616 30.573

These data/results cannot be reproduced, stored and/or transmitted in whole or in part by any manner of electronic, mechanical, photocopying, recording, broadcasting or otherwise now known or herein after developed without the previous express consent by the copyright owner, except for reproduction in daily press and regular printed publications on sale to the public within 60 days of the event related to those data/results and always provided that copyright symbol appears together as follows below.
© DORNA, 2019



Day 1 Session

MotoGP

Lap	Lap Time	T1	T2	T3	T4	Speed	Lap	Lap Time	T1	T2	T3	T4	Speed
2	1'42.185	17.788	32.111	21.159	31.127	328.9	12	1'53.134 P	17.520	32.136	22.022	41.456	318.4
3	1'41.252	17.465	31.820	21.015	30.952	329.8	12th 38 Bradley SMITH Aprilia Racing Team GBR						
4	1'41.008	17.494	31.717	20.836	30.961	330.4	Runs=2 Total laps=11 Full laps=7						
5	1'41.798	17.383	31.919	20.888	31.608	329.6	1	27'34.192	21.818	36.923	22.898	33.161	190.6
6	1'40.370	17.158	31.570	20.876	30.766	330.5	2	1'44.547	18.142	32.891	21.558	31.956	325.7
7	1'55.958 P	17.703	35.483	21.710	41.062	331.6	3	1'42.422	17.697	32.203	21.193	31.329	333.6
8th 9 Danilo PETRUCCI Mission Winnow Duca ITA							4	1'41.468	17.403	31.955	20.974	31.136	337.2
Runs=2 Total laps=11 Full laps=7							5	1'41.123	17.289	31.838	20.970	31.026	339.0
1	16'55.015	20.308	34.398	22.105	32.372	211.0	6	2'00.595 P	19.13*	38.020*	22.590	40.855	310.9
2	1'42.397	17.813	32.265	21.050	31.269	328.4	7	13'54.317	20.566	34.748	21.791	31.694	201.0
3	1'41.228	17.449	31.857	20.978	30.944	335.1	8	1'41.766	17.541	32.063	20.910	31.252	334.2
4	1'40.575	17.316	31.604	20.814	30.841	336.6	9	1'40.916	17.299	31.960	20.767	30.890	334.9
5	1'57.376 P	18.217	34.420	22.148	42.591	327.1	10	1'41.271	17.296	31.828	20.764	31.383	337.0
6	12'22.894 *	20.634	34.931*	21.103	32.179	203.0	11	1'56.135 P	18.887	34.011	22.231	41.006	316.5
7	1'42.652	17.465	32.110	21.218	31.859	339.0	13th 29 Andrea IANNONE Aprilia Racing Team ITA						
8	1'40.981	17.339	31.778	20.882	30.982	341.6	Runs=3 Total laps=13 Full laps=6						
9	1'40.739	17.286	31.722	20.858	30.873	338.4	1	23'17.347 P	45.471	47.131	26.050	45.631	137.9
10	1'40.809	17.245	31.765	20.835	30.964	339.1	2	9'30.581	24.849	37.193	21.690	32.114	141.0
11	2'00.327 P	18.516	39.993	22.415	39.403	302.0	3	1'42.600	17.587	32.293	21.162	31.558	335.8
9th 43 Jack MILLER Pramac Racing AUS							4	1'49.636 *	19.11*	37.860*	21.120	31.539	336.0
Runs=2 Total laps=11 Full laps=7							5	1'42.030	17.473	31.938	20.932	31.687	341.3
1	19'00.897	22.076	34.295	21.896	32.158	165.2	6	1'41.476 *	17.30*	32.180*	20.960	31.027	335.5
2	1'42.903	17.773	32.577	21.215	31.338	333.3	7	1'40.939	17.227	31.788	20.956	30.968	334.9
3	1'41.377	17.492	31.876	21.015	30.994	333.7	8	1'59.795 P	17.78*	38.531*	22.044	41.431	338.4
4	1'40.766	17.281	31.733	20.783	30.969	339.7	9	7'03.268	19.240	34.048	21.637	31.982	203.5
5	1'40.661	17.269	31.628	20.772	30.992	342.2	10	1'45.604	17.769	32.405	21.324	34.106	332.8
6	1'40.772	17.195	31.691	20.876	31.010	342.3	11	1'42.099	17.502	32.199	21.006	31.392	333.4
7	1'47.538 P	17.367	32.038	21.029	37.104	325.8	12	1'41.463	17.325	31.982	20.955	31.201	333.8
8	26'36.044	19.110	34.014	21.570	32.087	199.7	13	1'55.938 P	18.18*	34.167*	22.205	41.378	332.0
9	1'41.502	17.500	31.900	20.935	31.167	338.4	14th 53 Tito RABAT Reale Avintia Racing SPA						
10	1'40.980	17.295	31.768	20.819	31.098	339.4	Runs=3 Total laps=17 Full laps=11						
unfinished	17.379					341.5	1	6'27.656 P	20.427	38.127	25.137	40.500	197.6
10th 30 Takaaki NAKAGAMI LCR Honda IDEMITS JPN							2	12'28.686	19.087	33.538	21.605	32.929	187.2
Runs=1 Total laps=5 Full laps=3							3	1'43.298	17.578	32.625	21.311	31.784	333.8
1	21'17.755	24.381	40.139	23.899	33.467	137.1	4	1'42.451	17.461	32.326	21.128	31.536	333.9
2	1'43.958	18.247	32.721	21.476	31.514	321.5	5	1'41.845	17.258	32.039	21.079	31.469	334.9
3	1'41.441	17.571	31.916	20.917	31.037	330.7	6	1'41.552	17.298	32.033	21.015	31.206	333.9
4	1'40.755	17.303	31.703	20.870	30.879	335.4	7	1'41.633	17.268	31.867	21.157	31.341	336.0
5	2'00.437 P	18.146	36.673	22.425	43.193	330.5	8	1'41.154	17.212	31.824	20.779	31.339	335.5
11th 5 Johann ZARCO Red Bull KTM Factory FRA							9	1'55.578 P	19.27*	37.043*	21.287	37.970	335.0
Runs=2 Total laps=12 Full laps=8							10	16'21.115	17.813	33.827	28.503	38.470	232.2
1	17'43.608	22.784	37.070	23.063	32.806	184.2	11	1'41.456	17.403	31.961	20.819	31.273	337.7
2	1'43.525	17.890	32.523	21.483	31.629	328.6	12	1'41.204	17.365	31.875	20.836	31.128	335.7
3	1'41.494	17.480	31.883	20.971	31.160	332.5	13	1'41.160	17.250	31.882	20.884	31.144	337.1
4	1'40.926	17.362	31.696	20.882	30.986	332.6	14	1'41.526	17.235	32.100	20.864	31.327	334.9
5	1'40.914	17.308	31.711	20.888	31.007	332.7	15	1'45.602 *	18.03*	33.873*	21.790	31.904	334.2
6	1'50.811 P	17.380	32.001	21.428	40.002	329.9	16	1'41.016	17.224	31.781	20.892	31.119	333.5
7	12'24.329	22.871	37.367	21.889	32.558	189.9	17	1'59.850 P	19.44*	36.637*	22.842	40.927	336.5
8	1'42.936	17.557	32.399	21.535	31.445	332.3	15th 63 Francesco BAGNAI Pramac Racing ITA						
9	1'41.400	17.424	31.752	20.909	31.315	332.5	Runs=3 Total laps=18 Full laps=12						
10	1'52.195	18.507	41.231	21.280	31.177	333.7	1	8'00.417	21.823	36.802	22.724	33.040	188.7
11	1'41.214	17.415	31.742	20.877	31.180	331.3	2	1'44.943	17.967	33.368	21.586	32.022	332.9

Fastest Lap: Alex RINS Team SUZUKI ECST SPA 1'39.618 17.113 31.316 20.616 30.573

These data/results cannot be reproduced, stored and/or transmitted in whole or in part by any manner of electronic, mechanical, photocopying, recording, broadcasting or otherwise now known or herein after developed without the previous express consent by the copyright owner, except for reproduction in daily press and regular printed publications on sale to the public within 60 days of the event related to those data/results and always provided that copyright symbol appears together as follows below.
© DORNA, 2019

Official MotoGP Timing by TISSOT
www.motogp.com

Barcelona, Monday, June 17, 2019

Page 2 of 3



Day 1 Session

MotoGP

Lap	Lap Time	T1	T2	T3	T4	Speed	Lap	Lap Time	T1	T2	T3	T4	Speed	
3	1'43.320	17.681	32.571	21.236	31.832	332.6	4	1'42.157	17.369	32.115	21.123	31.550	333.8	
4	1'42.793	17.656	32.436	21.151	31.550	336.2	5	1'55.362	P	18.708	33.846	21.819	40.989	303.3
5	1'42.290	17.482	32.233	21.078	31.497	338.7	6	23'03.994		20.916	34.502	22.208	32.006	163.1
6	1'57.517	P	18.175	34.645	21.977	42.720	7	1'42.144		17.449	32.129	21.122	31.444	335.6
7	10'37.868		19.523	34.322	21.829	33.786	8	1'41.959		17.413	32.120	21.020	31.406	334.3
8	1'44.924		17.805	32.621	21.117	33.381	9	1'53.339	P	17.997	33.209	21.307	40.826	319.3
9	1'43.103		17.777	32.363	21.252	31.711								
10	1'41.787		17.436	32.063	20.996	31.292								
11	1'41.573		17.357	32.036	20.918	31.262								
12	2'01.004	P	19.24*	35.537*	21.746	44.475								
13	15'50.648	*	24.475	36.561*	22.021	35.108								
14	1'44.355		17.902	32.970	21.923	31.560								
15	1'41.532		17.373	32.008	20.977	31.174								
16	1'41.391		17.352	31.964	20.859	31.216								
17	1'41.337		17.302	31.904	20.908	31.223								
	unfinished		18.608	34.835		334.4								

16th 88 Miguel OLIVEIRA		Red Bull KTM Tech 3		POR			
Runs=2	Total laps=11	Full laps=7					
1	12'53.705	24.487	35.830	22.933	32.721	195.3	
2	1'43.955	18.062	32.685	21.405	31.803	324.1	
3	1'42.839	18.012	32.262	21.045	31.520	307.7	
4	1'41.819	17.490	32.034	21.086	31.209	330.9	
5	1'41.873	17.377	31.974	21.144	31.378	332.3	
6	1'53.620	P	18.956	34.878	22.340	37.446	312.4
7	31'09.094		26.437	34.061	21.764	31.971	202.1
8	1'41.965		17.559	32.004	21.120	31.282	331.8
9	1'41.532		17.410	31.816	21.082	31.224	332.7
10	1'41.449		17.284	31.907	21.037	31.221	333.1
11	1'54.878	P	18.84*	34.902*	22.146	38.981	333.2

17th 17 Karel ABRAHAM		Reale Avintia Racing		CZE		
Runs=3	Total laps=15	Full laps=10				
1	12'58.072	20.531	35.430	22.746	33.104	206.1
2	1'45.374	18.254	33.270	21.676	32.174	326.7
3	1'43.483	17.768	32.686	21.330	31.699	330.9
4	1'44.692	17.677	33.150	21.604	32.261	332.6
5	1'44.335	17.540	32.418	21.340	33.037	330.0
	unfinished					

6	1'54.934	*	20.27*	34.590	24.516	35.555	203.1
7	1'43.023		17.627	32.398	21.306	31.692	333.9
8	1'42.194		17.461	32.239	21.157	31.337	331.2
9	1'41.740		17.309	32.065	21.058	31.308	332.9
10	1'41.817		17.304	32.221	21.064	31.228	332.2
11	1'55.110	P	18.53*	34.411*	22.122	40.042	330.4
12	14'27.154		19.911	34.446	22.435	32.697	204.7
13	1'44.380		17.817	32.866	21.403	32.294	335.9
	unfinished		17.547				333.1
	unfinished		17.547				333.1

18th 50 Sylvain GUINTOLI		Team SUZUKI ECST		FRA		
Runs=2	Total laps=9	Full laps=5				
1	22'45.753	22.193	35.689	22.959	32.932	146.7
2	1'44.006	18.180	32.748	21.346	31.732	318.3
3	1'42.063	17.463	32.120	21.011	31.469	334.2

19th 6 Stefan BRADL		Team HRC		GER			
Runs=2	Total laps=12	Full laps=8					
1	6'51.674	23.488	36.109	23.932	34.060	144.9	
2	1'47.270	18.808	33.752	21.973	32.737	296.6	
3	1'45.032	18.074	33.078	21.665	32.215	324.9	
4	1'44.089	17.890	32.769	21.435	31.995	329.1	
5	1'43.707	17.711	32.684	21.309	32.003	332.8	
6	1'50.225	P	17.918	33.221	22.010	37.076	325.0
7	15'25.125		24.071	35.117	22.397	32.896	124.7
8	1'44.393		18.060	32.772	21.486	32.075	337.1
9	1'43.619		17.753	32.757	21.273	31.836	328.2
10	1'43.477		17.648	32.567	21.395	31.867	332.4
11	1'43.461		17.549	32.614	21.328	31.970	337.6
12	1'52.359	P	18.169	35.160	22.050	36.980	326.2

20th 26 Dani PEDROSA		Red Bull KTM Factory		SPA			
Runs=2	Total laps=11	Full laps=7					
1	14'37.318	26.268	36.999	24.083	34.964	102.1	
2	1'48.304	18.975	33.860	22.353	33.116	298.8	
3	1'46.437	18.444	33.479	21.881	32.633	312.0	
4	1'44.791	18.033	32.818	21.749	32.191	314.1	
5	1'44.488	17.999	32.794	21.594	32.101	322.8	
6	1'56.542	P	19.145	34.865	23.236	39.296	323.2
7	18'45.295		25.092	35.098	22.467	34.160	115.9
8	1'45.526		18.003	33.143	21.943	32.437	324.3
9	1'44.797		17.906	33.025	21.566	32.300	314.9
10	1'43.735		17.805	32.573	21.375	31.982	321.8
11	1'57.118	P	19.176	35.162	22.838	39.942	311.6

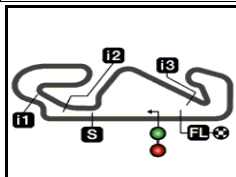
22nd 36 Joan MIR		Team SUZUKI ECST		SPA			
Runs=1	Total laps=1	Full laps=0					
1	58'59.620	P	23.460	35.195	23.052	40.634	156.1

24th 55 Hafizh SYAHRIN		Red Bull KTM Tech 3		MAL			
Runs=1	Total laps=2	Full laps=0					
1	44'55.384	24.065	38.665	24.537	35.428	137.8	
2	2'04.400	P	22.710	35.512	23.016	43.162	216.8

Fastest Lap: Alex RINS Team SUZUKI ECST SPA 1'39.618 17.113 31.316 20.616 30.573

These data/results cannot be reproduced, stored and/or transmitted in whole or in part by any manner of electronic, mechanical, photocopying, recording, broadcasting or otherwise now known or herein after developed without the previous express consent by the copyright owner, except for reproduction in daily press and regular printed publications on sale to the public within 60 days of the event related to those data/results and always provided that copyright symbol appears together as follows below.
© DORNA, 2019





4627 m.

Catalunya MotoGP™ Test

Day 1 Session

Best Partial Times

IT Ideal Lap Time, sum of the best partial times*BT* Best Lap Time

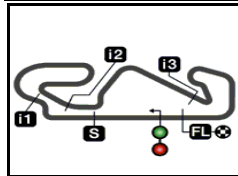
T1		T2		T3		T4				IT		BT	
Pos	Rider	Time	Rider	Time	Rider	Time	Rider	Time	Pos	Rider	IT	BT	
1	A.RINS	17.053	A.RINS	31.316	P.ESPARGARO	20.605	A.RINS	30.573	1	A.RINS	1'39.558	1'39.618	(1)
2	A.DOVIZIOSO	17.064	M.VIÑALES	31.451	A.RINS	20.616	M.VIÑALES	30.676	2	M.VIÑALES	1'39.821	1'39.937	(2)
3	M.VIÑALES	17.075	C.CRUTCHLOW	31.464	M.VIÑALES	20.619	F.MORBIDELLI	30.766	3	C.CRUTCHLOW	1'40.197	1'40.268	(4)
4	J.LORENZO	17.109	P.ESPARGARO	31.551	J.LORENZO	20.651	C.CRUTCHLOW	30.828	4	P.ESPARGAR	1'40.201	1'40.201	(3)
5	F.MORBIDELLI	17.158	F.MORBIDELLI	31.570	A.DOVIZIOSO	20.676	D.PETRUCCI	30.841	5	A.DOVIZIOSO	1'40.255	1'40.298	(5)
6	P.ESPARGARO	17.165	D.PETRUCCI	31.604	C.CRUTCHLOW	20.733	A.DOVIZIOSO	30.859	6	F.MORBIDELLI	1'40.330	1'40.370	(7)
7	C.CRUTCHLOW	17.172	J.MILLER	31.628	B.SMITH	20.764	T.NAKAGAMI	30.879	7	J.LORENZO	1'40.357	1'40.357	(6)
8	J.MILLER	17.195	A.DOVIZIOSO	31.656	J.MILLER	20.772	P.ESPARGARO	30.880	8	D.PETRUCCI	1'40.504	1'40.575	(8)
9	T.RABAT	17.212	J.LORENZO	31.673	T.RABAT	20.779	B.SMITH	30.890	9	J.MILLER	1'40.564	1'40.661	(9)
10	A.IANNONE	17.227	J.ZARCO	31.696	D.PETRUCCI	20.814	J.LORENZO	30.924	10	T.NAKAGAMI	1'40.755	1'40.755	(10)
11	D.PETRUCCI	17.245	T.NAKAGAMI	31.703	F.MORBIDELLI	20.836	A.IANNONE	30.968	11	B.SMITH	1'40.771	1'40.916	(12)
12	M.OLIVEIRA	17.284	T.RABAT	31.781	F.BAGNAIA	20.859	J.MILLER	30.969	12	J.ZARCO	1'40.867	1'40.914	(11)
13	B.SMITH	17.289	A.IANNONE	31.788	T.NAKAGAMI	20.870	J.ZARCO	30.986	13	T.RABAT	1'40.891	1'41.016	(14)
14	F.BAGNAIA	17.302	M.OLIVEIRA	31.816	J.ZARCO	20.877	T.RABAT	31.119	14	A.IANNONE	1'40.915	1'40.939	(13)
15	T.NAKAGAMI	17.303	B.SMITH	31.828	A.IANNONE	20.932	F.BAGNAIA	31.174	15	F.BAGNAIA	1'41.239	1'41.337	(15)
16	K.ABRAHAM	17.304	F.BAGNAIA	31.904	S.GUINTOLI	21.011	M.OLIVEIRA	31.209	16	M.OLIVEIRA	1'41.346	1'41.449	(16)
17	J.ZARCO	17.308	K.ABRAHAM	32.065	M.OLIVEIRA	21.037	K.ABRAHAM	31.228	17	K.ABRAHAM	1'41.655	1'41.740	(17)
18	S.GUINTOLI	17.369	S.GUINTOLI	32.115	K.ABRAHAM	21.058	S.GUINTOLI	31.406	18	S.GUINTOLI	1'41.901	1'41.959	(18)
19	S.BRADL	17.549	S.BRADL	32.567	S.BRADL	21.273	S.BRADL	31.836	19	S.BRADL	1'43.225	1'43.461	(19)
20	D.PEDROSA	17.805	D.PEDROSA	32.573	D.PEDROSA	21.375	D.PEDROSA	31.982	20	D.PEDROSA	1'43.735	1'43.735	(20)
22	M.MARQUEZ		H.SYHRIN	35.512	J.MIR	23.052	M.MARQUEZ		-1	H.SYHRIN			(-1)
24	J.MIR		V.ROSSI		V.ROSSI		J.MIR		-1	J.MIR			(-1)

These data/results cannot be reproduced, stored and/or transmitted in whole or in part by any manner of electronic, mechanical, photocopying, recording, broadcasting or otherwise now known or herein after developed without the previous express consent by the copyright owner, except for reproduction in daily press and regular printed publications on sale to the public within 60 days of the event related to those data/results and always provided that copyright symbol appears together as follows below.

© DORNA, 2019

Official MotoGP Timing by TISSOT
www.motogp.com






4627 m.

Catalunya MotoGP™ Test

Day 1 Session

Fastest Laps Sequence

<i>Practice Time</i>	 <i>Rider</i>	<i>Nation</i>	<i>Motorcycle</i>	<i>Time</i>	<i>Km/h</i>	<i>Rider's Lap</i>
8'38.944	6 Stefan BRADL	GER	HONDA	1'47.270	155.2	2
9'45.360	63 Francesco BAGNAIA	ITA	DUCATI	1'44.943	158.7	2
11'28.680	63 Francesco BAGNAIA	ITA	DUCATI	1'43.320	161.2	3
13'11.473	63 Francesco BAGNAIA	ITA	DUCATI	1'42.793	162.0	4
14'53.763	63 Francesco BAGNAIA	ITA	DUCATI	1'42.290	162.8	5
18'02.318	88 Miguel OLIVEIRA	POR	KTM	1'41.819	163.5	4
20'18.640	9 Danilo PETRUCCI	ITA	DUCATI	1'41.228	164.5	3
21'59.215	9 Danilo PETRUCCI	ITA	DUCATI	1'40.575	165.6	4
26'39.583	12 Maverick VIÑALES	SPA	YAMAHA	1'40.276	166.1	3
28'19.520	12 Maverick VIÑALES	SPA	YAMAHA	1'39.937	166.6	4
32'42.845	42 Alex RINS	SPA	SUZUKI	1'39.618	167.2	4

These data/results cannot be reproduced, stored and/or transmitted in whole or in part by any manner of electronic, mechanical, photocopying, recording, broadcasting or otherwise now known or herein after developed without the previous express consent by the copyright owner, except for reproduction in daily press and regular printed publications on sale to the public within 60 days of the event related to those data/results and always provided that copyright symbol appears together as follows below.

© DORNA, 2019

Official MotoGP Timing by TISSOT
www.motogp.com

Barcelona, Monday, June 17, 2019

