


4423 m.

GRAN PREMIO RED BULL DE ESPAÑA

Free Practice Nr. 3

Classification

10

| |  | Rider | Nation | Team | Motorcycle | Time | Lap Total | Gap | Top Speed |
|----|---|-----------------------|--------|---------------------------|------------|-----------------|-----------|-------------|--------------|
| 1 | 23 | Marcel SCHROTTER | GER | Liqui Moly Intact GP | KALEX | 1'41.109 | 3 15 | | 247.1 |
| 2 | 88 | Jorge MARTIN | SPA | Red Bull KTM Ajo | KALEX | 1'41.197 | 3 15 | 0.088 0.088 | 250.5 |
| 3 | 72 | Marco BEZZECCHI | ITA | SKY Racing Team VR46 | KALEX | 1'41.301 | 17 17 | 0.192 0.104 | 251.1 |
| 4 | 45 | Tetsuta NAGASHIMA | JPN | Red Bull KTM Ajo | KALEX | 1'41.418 | 2 19 | 0.309 0.117 | 251.1 |
| 5 | 22 | Sam LOWES | GBR | EG 0,0 Marc VDS | KALEX | 1'41.434 | 4 19 | 0.325 0.016 | 246.0 |
| 6 | 44 | Aron CANET | SPA | Inde Aspar Team Moto2 | SPEED UP | 1'41.541 | 12 12 | 0.432 0.107 | 247.7 |
| 7 | 57 | Edgar PONS | SPA | Federal Oil Gresini Moto2 | KALEX | 1'41.558 | 4 14 | 0.449 0.017 | 247.1 |
| 8 | 33 | Enea BASTIANINI | ITA | Italtrans Racing Team | KALEX | 1'41.598 | 11 16 | 0.489 0.040 | 252.9 |
| 9 | 96 | Jake DIXON | GBR | Petronas Sprinta Racing | KALEX | 1'41.605 | 3 15 | 0.496 0.007 | 248.2 |
| 10 | 9 | Jorge NAVARRO | SPA | HDR Heidrun Speed Up | SPEED UP | 1'41.756 | 15 17 | 0.647 0.151 | 247.7 |
| 11 | 40 | Hector GARZO | SPA | Flexbox HP 40 | KALEX | 1'41.775 | 7 16 | 0.666 0.019 | 248.2 |
| 12 | 7 | Lorenzo BALDASSARRI | ITA | Flexbox HP 40 | KALEX | 1'41.775 | 7 14 | 0.666 | 247.7 |
| 13 | 87 | Remy GARDNER | AUS | Onexox TKKR SAG Team | KALEX | 1'41.780 | 3 16 | 0.671 0.005 | 250.0 |
| 14 | 97 | Xavi VIERGE | SPA | Petronas Sprinta Racing | KALEX | 1'41.798 | 15 19 | 0.689 0.018 | 248.8 |
| 15 | 12 | Thomas LUTHI | SWI | Liqui Moly Intact GP | KALEX | 1'41.811 | 11 15 | 0.702 0.013 | 248.2 |
| 16 | 42 | Marcos RAMIREZ | SPA | Tennor American Racing | KALEX | 1'41.853 | 14 16 | 0.744 0.042 | 249.4 |
| 17 | 21 | Fabio DI GIANNANTONIO | ITA | HDR Heidrun Speed Up | SPEED UP | 1'41.920 | 6 16 | 0.811 0.067 | 248.8 |
| 18 | 11 | Nicolo BULEGA | ITA | Federal Oil Gresini Moto2 | KALEX | 1'41.929 | 11 14 | 0.820 0.009 | 247.1 |
| 19 | 64 | Bo BENDSNEYDER | NED | NTS RW Racing GP | NTS | 1'41.939 | 3 16 | 0.830 0.010 | 247.7 |
| 20 | 37 | Augusto FERNANDEZ | SPA | EG 0,0 Marc VDS | KALEX | 1'42.010 | 6 15 | 0.901 0.071 | 250.0 |
| 21 | 55 | Hafizh SYAHRIN | MAL | Inde Aspar Team Moto2 | SPEED UP | 1'42.025 | 17 17 | 0.916 0.015 | 247.1 |
| 22 | 10 | Luca MARINI | ITA | SKY Racing Team VR46 | KALEX | 1'42.146 | 11 16 | 1.037 0.121 | 247.1 |
| 23 | 16 | Joe ROBERTS | USA | Tennor American Racing | KALEX | 1'42.153 | 12 13 | 1.044 0.007 | 249.4 |
| 24 | 35 | Somkiat CHANTRA | THA | IDEMITSU Honda Team Asia | KALEX | 1'42.162 | 4 15 | 1.053 0.009 | 250.0 |
| 25 | 62 | Stefano MANZI | ITA | MV Agusta Forward Racing | MV AGUSTA | 1'42.178 | 15 15 | 1.069 0.016 | 246.5 |
| 26 | 24 | Simone CORSI | ITA | MV Agusta Forward Racing | MV AGUSTA | 1'42.184 | 3 18 | 1.075 0.006 | 246.5 |
| 27 | 19 | Lorenzo DALLA PORTA | ITA | Italtrans Racing Team | KALEX | 1'42.775 | 5 20 | 1.666 0.591 | 250.0 |
| 28 | 2 | Jesko RAFFIN | SWI | NTS RW Racing GP | NTS | 1'43.272 | 13 17 | 2.163 0.497 | 243.7 |
| 29 | 99 | Kasma DANIEL | MAL | Onexox TKKR SAG Team | KALEX | 1'43.451 | 6 17 | 2.342 0.179 | 248.2 |
| 30 | 27 | Andi Farid IZDIHAR | INA | IDEMITSU Honda Team Asia | KALEX | 1'43.518 | 6 17 | 2.409 0.067 | 249.4 |

Practice condition: **Dry**Air: **29°**Humidity: **43%**Ground: **38°**

| | | | | |
|-----------------------------|--------|----------------------------|-----------------|------------|
| Fastest Lap: | Lap: 3 | Marcel SCHROTTER | 1'41.109 | 157.4 Km/h |
| Best Race Lap: | 2019 | Lorenzo BALDASSARRI | 1'41.539 | 156.8 Km/h |
| All Time Lap Record: | 2020 | Marcel SCHROTTER | 1'41.109 | 157.4 Km/h |

The results are provisional until the end of the limit for protest and appeals.

Time limit for protest expires 30' after publication of the results - Time:

These data/results cannot be reproduced, stored and/or transmitted in whole or in part by any manner of electronic, mechanical, photocopying, recording, broadcasting or otherwise now known or herein after developed without the previous express consent by the copyright owner, except for reproduction in daily press and regular printed publications on sale to the public within 60 days of the event related to those data/results and always provided that copyright symbol appears together as follows below.

© DORNA, 2020

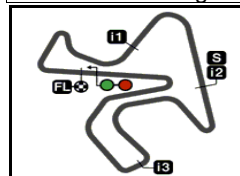
Official MotoGP Timing by TISSOT

www.motogp.com

Jerez de la Frontera, Saturday, July 18, 2020

moto2™





4423 m.

GRAN PREMIO RED BULL DE ESPAÑA

Free Practice Nr. 3

Combined Free Practice Times

11

| |  | Rider | Nation | Team | MOTORCYCLE | FP1 | FP2 | FP3 | Gap |
|----|---|-----------------------|--------|---------------------------|------------|--------------------|-------------|--------------------|-------------|
| 1 | 23 | M.SCHROTTER | GER | Liqui Moly Intact GP | KALEX | 1'41.752 14 | 1'42.535 6 | 1'41.109 3 | |
| 2 | 88 | J.MARTIN | SPA | Red Bull KTM Ajo | KALEX | 1'41.785 17 | 1'42.817 13 | 1'41.197 3 | 0.088 0.088 |
| 3 | 72 | M.BEZZECCHI | ITA | SKY Racing Team VR46 | KALEX | 1'41.725 10 | 1'42.356 16 | 1'41.301 17 | 0.192 0.104 |
| 4 | 10 | L.MARINI | ITA | SKY Racing Team VR46 | KALEX | 1'41.410 19 | 1'42.228 4 | 1'42.146 11 | 0.301 0.109 |
| 5 | 45 | T.NAGASHIMA | JPN | Red Bull KTM Ajo | KALEX | 1'41.736 3 | 1'42.435 10 | 1'41.418 2 | 0.309 0.008 |
| 6 | 22 | S.LOWES | GBR | EG 0,0 Marc VDS | KALEX | 1'41.781 4 | 1'42.454 17 | 1'41.434 4 | 0.325 0.016 |
| 7 | 9 | J.NAVARRO | SPA | HDR Heidrun Speed Up | SPEED UP | 1'41.458 14 | 1'42.532 5 | 1'41.756 15 | 0.349 0.024 |
| 8 | 44 | A.CANET | SPA | Inde Aspar Team Moto2 | SPEED UP | 1'42.190 11 | 1'42.448 12 | 1'41.541 12 | 0.432 0.083 |
| 9 | 57 | E.PONS | SPA | Federal Oil Gresini Moto2 | KALEX | 1'42.692 6 | 1'43.329 10 | 1'41.558 4 | 0.449 0.017 |
| 10 | 33 | E.BASTIANINI | ITA | Italtrans Racing Team | KALEX | 1'41.987 13 | 1'42.582 12 | 1'41.598 11 | 0.489 0.040 |
| 11 | 96 | J.DIXON | GBR | Petronas Sprinta Racing | KALEX | 1'42.568 3 | 1'43.389 16 | 1'41.605 3 | 0.496 0.007 |
| 12 | 40 | H.GARZO | SPA | Flexbox HP 40 | KALEX | 1'42.580 13 | 1'43.205 15 | 1'41.775 7 | 0.666 0.170 |
| 13 | 7 | L.BALDASSARRI | ITA | Flexbox HP 40 | KALEX | 1'41.965 3 | 1'42.670 2 | 1'41.775 7 | 0.666 |
| 14 | 87 | R.GARDNER | AUS | Onexox TKKR SAG Team | KALEX | 1'42.211 17 | 1'43.174 10 | 1'41.780 3 | 0.671 0.005 |
| 15 | 97 | X.VIERGE | SPA | Petronas Sprinta Racing | KALEX | 1'42.212 17 | 1'43.030 4 | 1'41.798 15 | 0.689 0.018 |
| 16 | 12 | T.LUTHI | SWI | Liqui Moly Intact GP | KALEX | 1'41.896 13 | 1'42.748 8 | 1'41.811 11 | 0.702 0.013 |
| 17 | 42 | M.RAMIREZ | SPA | Tennor American Racing | KALEX | 1'42.133 12 | 1'43.265 14 | 1'41.853 14 | 0.744 0.042 |
| 18 | 21 | F.DI GIANNANTO | ITA | HDR Heidrun Speed Up | SPEED UP | 1'41.860 10 | 1'43.307 10 | 1'41.920 6 | 0.751 0.007 |
| 19 | 16 | J.ROBERTS | USA | Tennor American Racing | KALEX | 1'41.882 14 | 1'43.414 14 | 1'42.153 12 | 0.773 0.022 |
| 20 | 55 | H.SYHRIN | MAL | Inde Aspar Team Moto2 | SPEED UP | 1'41.888 10 | 1'42.721 12 | 1'42.025 17 | 0.779 0.006 |
| 21 | 11 | N.BULEGA | ITA | Federal Oil Gresini Moto2 | KALEX | 1'42.148 17 | 1'43.380 3 | 1'41.929 11 | 0.820 0.041 |
| 22 | 64 | B.BENDSNEYDE | NED | NTS RW Racing GP | NTS | 1'42.664 4 | 1'43.405 3 | 1'41.939 3 | 0.830 0.010 |
| 23 | 37 | A.FERNANDEZ | SPA | EG 0,0 Marc VDS | KALEX | 1'42.214 13 | 1'42.935 5 | 1'42.010 6 | 0.901 0.071 |
| 24 | 35 | S.CHANTRA | THA | IDEMITSU Honda Team Asia | KALEX | 1'42.057 13 | 1'43.225 5 | 1'42.162 4 | 0.948 0.047 |
| 25 | 62 | S.MANZI | ITA | MV Agusta Forward Racing | MV AGUSTA | 1'42.348 6 | 1'43.495 9 | 1'42.178 15 | 1.069 0.121 |
| 26 | 24 | S.CORSI | ITA | MV Agusta Forward Racing | MV AGUSTA | 1'42.495 14 | 1'43.188 15 | 1'42.184 3 | 1.075 0.006 |
| 27 | 27 | A.IZDIHAR | INA | IDEMITSU Honda Team Asia | KALEX | 1'42.576 5 | 1'44.054 6 | 1'43.518 6 | 1.467 0.392 |
| 28 | 19 | L.DALLA PORTA | ITA | Italtrans Racing Team | KALEX | 1'43.127 20 | 1'43.858 8 | 1'42.775 5 | 1.666 0.199 |
| 29 | 2 | J.RAFFIN | SWI | NTS RW Racing GP | NTS | 1'43.854 17 | 1'44.476 7 | 1'43.272 13 | 2.163 0.497 |
| 30 | 99 | K.DANIEL | MAL | Onexox TKKR SAG Team | KALEX | 1'43.987 16 | 1'44.564 9 | 1'43.451 6 | 2.342 0.179 |

| | | | | |
|------------------------------|------|----------------------------|-----------------|------------|
| Pole Position Record: | 2019 | Jorge NAVARRO | 1'41.182 | 157.3 Km/h |
| Best Race Lap: | 2019 | Lorenzo BALDASSARRI | 1'41.539 | 156.8 Km/h |
| All Time Lap Record: | 2020 | Marcel SCHROTTER | 1'41.109 | 157.4 Km/h |

The results are provisional until the end of the limit for protest and appeals.

Time limit for protest expires 60' after publication of the results - Mr. Time:

These data/results cannot be reproduced, stored and/or transmitted in whole or in part by any manner of electronic, mechanical, photocopying, recording, broadcasting or otherwise now known or herein after developed without the previous express consent by the copyright owner, except for reproduction in daily press and regular printed publications on sale to the public within 60 days of the event related to those data/results and always provided that copyright symbol appears together as follows below.

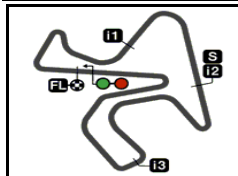
© DORNA, 2020

Official MotoGP Timing by TISSOT
www.motogp.com

Jerez de la Frontera, Saturday, July 18, 2020







4423 m.

GRAN PREMIO RED BULL DE ESPAÑA

Free Practice Nr. 3

Top Speed & Average

12



| Rider | Nation | Motorcycle | Top 5 speeds | | | | | Average | Top |
|--------------------------|--------|------------|--------------|-------|-------|-------|-------|---------|-------|
| 33 Enea BASTIANINI | ITA | KALEX | 252.9 | 250.0 | 250.0 | 249.4 | 248.8 | 250.0 | 252.9 |
| 45 Tetsuta NAGASHIMA | JPN | KALEX | 251.1 | 249.4 | 248.8 | 247.7 | 247.7 | 248.9 | 251.1 |
| 72 Marco BEZZECCHI | ITA | KALEX | 251.1 | 250.5 | 250.0 | 249.4 | 248.8 | 249.8 | 251.1 |
| 88 Jorge MARTIN | SPA | KALEX | 250.5 | 250.5 | 250.0 | 249.4 | 249.4 | 249.8 | 250.5 |
| 19 Lorenzo DALLA PORTA | ITA | KALEX | 250.0 | 248.8 | 248.8 | 248.2 | 247.7 | 248.4 | 250.0 |
| 35 Somkiat CHANTRA | THA | KALEX | 250.0 | 250.0 | 248.2 | 247.7 | 247.1 | 248.6 | 250.0 |
| 37 Augusto FERNANDEZ | SPA | KALEX | 250.0 | 248.8 | 247.7 | 247.7 | 247.7 | 248.3 | 250.0 |
| 87 Remy GARDNER | AUS | KALEX | 250.0 | 248.2 | 248.2 | 247.1 | 246.5 | 247.8 | 250.0 |
| 16 Joe ROBERTS | USA | KALEX | 249.4 | 248.8 | 247.7 | 246.5 | 246.5 | 247.8 | 249.4 |
| 27 Andi Farid IZDIHAR | INA | KALEX | 249.4 | 249.4 | 248.8 | 248.2 | 247.7 | 248.3 | 249.4 |
| 42 Marcos RAMIREZ | SPA | KALEX | 249.4 | 249.4 | 249.4 | 248.8 | 247.7 | 248.6 | 249.4 |
| 21 Fabio DI GIANNANTONIO | ITA | SPEED UP | 248.8 | 248.2 | 246.5 | 246.5 | 246.5 | 247.3 | 248.8 |
| 97 Xavi VIERGE | SPA | KALEX | 248.8 | 248.8 | 248.8 | 248.8 | 248.2 | 248.5 | 248.8 |
| 12 Thomas LUTHI | SWI | KALEX | 248.2 | 248.2 | 247.1 | 246.5 | 246.5 | 247.0 | 248.2 |
| 40 Hector GARZO | SPA | KALEX | 248.2 | 247.7 | 247.1 | 247.1 | 246.5 | 247.2 | 248.2 |
| 96 Jake DIXON | GBR | KALEX | 248.2 | 248.2 | 247.7 | 247.7 | 247.7 | 247.9 | 248.2 |
| 99 Kasma DANIEL | MAL | KALEX | 248.2 | 248.2 | 247.1 | 246.5 | 246.5 | 247.3 | 248.2 |
| 7 Lorenzo BALDASSARRI | ITA | KALEX | 247.7 | 246.0 | 245.4 | 244.8 | 244.8 | 245.7 | 247.7 |
| 9 Jorge NAVARRO | SPA | SPEED UP | 247.7 | 247.1 | 246.5 | 246.0 | 246.0 | 246.4 | 247.7 |
| 44 Aron CANET | SPA | SPEED UP | 247.7 | 247.1 | 247.1 | 246.5 | 246.5 | 247.0 | 247.7 |
| 64 Bo BENDSNEYDER | NED | NTS | 247.7 | 247.1 | 246.5 | 246.0 | 245.4 | 246.5 | 247.7 |
| 10 Luca MARINI | ITA | KALEX | 247.1 | 247.1 | 246.0 | 246.0 | 246.0 | 246.4 | 247.1 |
| 11 Nicolo BULEGA | ITA | KALEX | 247.1 | 247.1 | 246.5 | 246.5 | 246.0 | 246.5 | 247.1 |
| 23 Marcel SCHROTTER | GER | KALEX | 247.1 | 246.0 | 245.4 | 245.4 | 245.4 | 245.9 | 247.1 |
| 55 Hafizh SYAHRIN | MAL | SPEED UP | 247.1 | 246.5 | 246.5 | 246.5 | 246.5 | 246.6 | 247.1 |
| 57 Edgar PONS | SPA | KALEX | 247.1 | 246.0 | 246.0 | 246.0 | 245.4 | 245.9 | 247.1 |
| 24 Simone CORSI | ITA | MV AGUSTA | 246.5 | 246.5 | 245.4 | 244.8 | 244.3 | 245.5 | 246.5 |
| 62 Stefano MANZI | ITA | MV AGUSTA | 246.5 | 246.5 | 246.0 | 245.4 | 244.8 | 245.8 | 246.5 |
| 22 Sam LOWES | GBR | KALEX | 246.0 | 246.0 | 245.4 | 245.4 | 245.4 | 245.6 | 246.0 |
| 2 Jesko RAFFIN | SWI | NTS | 243.7 | 243.7 | 243.2 | 243.2 | 243.2 | 243.4 | 243.7 |

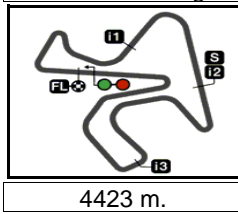
These data/results cannot be reproduced, stored and/or transmitted in whole or in part by any manner of electronic, mechanical, photocopying, recording, broadcasting or otherwise now known or herein after developed without the previous express consent by the copyright owner, except for reproduction in daily press and regular printed publications on sale to the public within 60 days of the event related to those data/results and always provided that copyright symbol appears together as follows below.

© DORNA, 2020

Official MotoGP Timing by TISSOT
www.motogp.com



Jerez de la Frontera, Saturday, July 18, 2020



GRAN PREMIO RED BULL DE ESPAÑA
Free Practice Nr. 3
Chronological Analysis of Performances

13

* Lap / Sector time cancelled **T1** Time from finish line to 1st intermediate **T3** Time from 2nd intermed. to 3rd intermed.
P Crossing the finish line in pit lane **T2** Time from 1st intermed. to 2nd intermed. **T4** Time from 3rd intermediate to finish line

| Lap | Lap Time | T1 | T2 | T3 | T4 | Speed | Lap | Lap Time | T1 | T2 | T3 | T4 | Speed |
|--|-----------------|---------------|---------------|---------------|---------------|--------------|---|-----------------|---------------|---------------|---------------|---------------|--------------|
| 1st 23 Marcel SCHROTTE Liqui Moly Intact GP GER | | | | | | | Runs=2 Total laps=15 Full laps=9 | | | | | | |
| 1 | 2'05.441 | 29.197 | 15.553 | 33.106 | 32.193 | 241.6 | 9 | 1'51.311 | 30.735 | 15.866 | 31.892 | 32.818 | 242.6 |
| 2 | 1'41.701 | 25.249 | 15.238 | 30.038 | 31.176 | 245.4 | 10 | 1'42.374 | 25.583 | 15.109 | 30.473 | 31.209 | 250.0 |
| 3 | 1'41.109 | 25.023 | 15.091 | 29.870 | 31.125 | 247.1 | 11 | 1'41.424 | 25.295 | 15.097 | 29.912 | 31.120 | 248.2 |
| 4 | 1'44.117 | * 26.33 | 15.831 | 30.547 | 31.408 | 240.0 | 12 | 1'41.626 | 25.298 | 15.171 | 29.986 | 31.171 | 246.0 |
| 5 | 1'41.859 | * 25.08 | 15.258 | 30.247 | 31.271 | 243.7 | 13 | 2'00.634 | * 31.70 | 18.436 | 38.427 | 32.069 | 140.4 |
| 6 | 1'41.516 | 25.148 | 15.238 | 29.912 | 31.218 | 244.8 | 14 | 1'37.799 | P 25.385 | 15.152 | 30.004 | 27.258 | 247.1 |
| 7 | 1'41.746 | 25.246 | 15.227 | 30.064 | 31.209 | 244.8 | 15 | 1'54.902 | 33.632 | 15.270 | 30.442 | 35.558 | 247.7 |
| 8 | 1'46.686 | 27.814 | 16.020 | 30.931 | 31.921 | 237.3 | 16 | 1'41.314 | 25.343 | 15.121 | 29.779 | 31.071 | 248.8 |
| 9 | 1'40.332 | P 25.39 | 15.993 | 31.399 | 27.549 | 237.3 | 17 | 1'41.301 | 25.186 | 15.062 | 29.927 | 31.126 | 248.2 |
| 10 | 1'48.379 | 30.987 | 15.422 | 30.534 | 31.436 | 242.1 | 4th 45 Tetsuta NAGASHIM Red Bull KTM Ajo JPN | | | | | | |
| 11 | 1'41.792 | 25.250 | 15.220 | 30.086 | 31.236 | 245.4 | Runs=2 Total laps=19 Full laps=14 | | | | | | |
| 12 | 1'42.159 | 25.164 | 15.295 | 30.160 | 31.540 | 246.0 | 1 | 2'25.635 | 31.431 | 15.782 | 31.745 | 35.450 | 242.1 |
| 13 | 1'42.288 | * 25.382 | 15.301 | 30.242 | 31.363 | 244.3 | 2 | 1'41.418 | 25.190 | 15.106 | 29.986 | 31.136 | 247.7 |
| 14 | 1'42.098 | 25.335 | 15.308 | 30.133 | 31.322 | 244.8 | 3 | 1'42.827 | 25.766 | 15.158 | 30.516 | 31.387 | 249.4 |
| 15 | 1'41.880 | 25.289 | 15.283 | 30.089 | 31.219 | 245.4 | 4 | 1'41.748 | 25.345 | 15.157 | 30.096 | 31.150 | 247.7 |
| 2nd 88 Jorge MARTIN Red Bull KTM Ajo SPA | | | | | | | 5 | 1'41.796 | 25.217 | 15.100 | 30.172 | 31.307 | 248.8 |
| Runs=3 Total laps=15 Full laps=8 | | | | | | | 6 | 1'41.905 | 25.210 | 15.246 | 30.037 | 31.412 | 246.5 |
| 1 | 2'08.091 | 29.329 | 15.378 | 31.829 | 32.057 | 244.3 | 7 | 1'42.028 | 25.310 | 15.182 | 30.250 | 31.286 | 247.1 |
| 2 | 1'41.574 | * 25.192 | 15.022 | 30.099 | 31.261 | 249.4 | 8 | 1'42.231 | 25.225 | 15.231 | 30.275 | 31.500 | 247.1 |
| 3 | 1'41.197 | 25.134 | 14.947 | 30.004 | 31.112 | 250.0 | 9 | 1'42.265 | 25.436 | 15.296 | 30.215 | 31.318 | 247.1 |
| 4 | 1'44.435 | 25.984 | 15.558 | 31.571 | 31.322 | 244.8 | 10 | 1'41.773 | 25.187 | 15.203 | 30.151 | 31.232 | 246.5 |
| 5 | 1'41.350 | 25.191 | 15.038 | 29.954 | 31.167 | 250.5 | 11 | 1'42.080 | 25.184 | 15.244 | 30.220 | 31.432 | 246.5 |
| 6 | 1'43.683 | P 29.633 | 15.505 | 30.764 | 27.781 | 244.3 | 12 | 1'42.095 | 25.265 | 15.331 | 30.108 | 31.391 | 246.0 |
| 7 | 1'50.306 | 29.749 | 15.385 | 31.137 | 34.035 | 245.4 | 13 | 1'45.031 | P 28.704 | 15.217 | 30.799 | 30.311 | 247.1 |
| 8 | 1'42.014 | 25.400 | 15.142 | 30.201 | 31.271 | 249.4 | 14 | 1'47.409 | 30.265 | 15.562 | 30.288 | 31.294 | 244.8 |
| 9 | 1'41.712 | 25.181 | 15.073 | 30.088 | 31.370 | 249.4 | 15 | 1'41.565 | 25.151 | 15.090 | 30.128 | 31.196 | 247.1 |
| 10 | 1'41.816 | 25.229 | 15.127 | 30.210 | 31.250 | 248.2 | 16 | 1'52.097 | 25.068 | 15.638 | 36.079 | 35.312 | 242.1 |
| 11 | 1'45.090 | P 27.901 | 16.075 | 31.320 | 29.794 | 242.1 | 17 | 1'41.407 | * 25.25 | 15.122 | 30.003 | 31.030 | 251.1 |
| 12 | 1'48.837 | 30.047 | 15.313 | 30.620 | 32.857 | 247.7 | 18 | 1'56.804 | 38.822 | 15.922 | 30.599 | 31.461 | 243.2 |
| 13 | 1'41.588 | * 25.27 | 15.101 | 30.068 | 31.143 | 249.4 | 19 | 1'44.501 | * 25.20 | 15.382 | 30.449 | 33.465 | 247.1 |
| 14 | 1'42.859 | 25.820 | 15.105 | 30.498 | 31.436 | 250.5 | 5th 22 Sam LOWES EG 0,0 Marc VDS GBR | | | | | | |
| 15 | 1'41.894 | 25.259 | 15.203 | 30.164 | 31.268 | 246.0 | Runs=2 Total laps=19 Full laps=15 | | | | | | |
| 3rd 72 Marco BEZZECCHI SKY Racing Team VR ITA | | | | | | | 1 | 2'55.981 | 30.908 | 16.141 | 31.222 | 32.481 | 234.7 |
| Runs=3 Total laps=17 Full laps=11 | | | | | | | 2 | 1'42.604 | 25.403 | 15.291 | 30.365 | 31.545 | 244.8 |
| 1 | 2'51.088 | 31.661 | 18.355 | 34.438 | 36.122 | 186.8 | 3 | 1'41.559 | * 25.19 | 15.175 | 29.991 | 31.194 | 246.0 |
| 2 | 1'42.935 | 25.765 | 15.215 | 30.428 | 31.527 | 248.2 | 4 | 1'41.434 | 25.102 | 15.187 | 29.969 | 31.176 | 245.4 |
| 3 | 1'42.680 | 25.556 | 15.154 | 30.408 | 31.562 | 248.8 | 5 | 1'45.573 | 28.568 | 15.380 | 30.247 | 31.378 | 244.8 |
| 4 | 1'42.419 | 25.532 | 15.199 | 30.390 | 31.298 | 245.4 | 6 | 1'41.614 | 25.192 | 15.135 | 30.052 | 31.235 | 246.0 |
| 5 | 1'42.108 | 25.390 | 15.215 | 30.225 | 31.278 | 247.1 | 7 | 1'41.908 | 25.346 | 15.195 | 30.075 | 31.292 | 244.8 |
| 6 | 1'41.869 | 25.363 | 15.090 | 30.117 | 31.299 | 250.5 | 8 | 1'41.709 | 25.329 | 15.183 | 30.060 | 31.137 | 245.4 |
| 7 | 1'41.868 | 25.306 | 15.133 | 30.228 | 31.201 | 249.4 | 9 | 1'41.890 | 25.166 | 15.216 | 30.073 | 31.435 | 244.8 |
| 8 | 1'38.152 | P 25.538 | 15.242 | 30.382 | 26.990 | 251.1 | 10 | 1'41.722 | 25.250 | 15.194 | 30.055 | 31.223 | 244.3 |
| | | | | | | | 11 | 1'41.620 | 25.151 | 15.149 | 30.014 | 31.306 | 244.3 |
| | | | | | | | 12 | 1'41.844 | 25.296 | 15.232 | 30.061 | 31.255 | 243.7 |

Fastest Lap: Marcel SCHROTTER Liqui Moly Intact GP GER **1'41.109** 25.023 15.091 29.870 31.125

These data/results cannot be reproduced, stored and/or transmitted in whole or in part by any manner of electronic, mechanical, photocopying, recording, broadcasting or otherwise now known or herein after developed without the previous express consent by the copyright owner, except for reproduction in daily press and regular printed publications on sale to the public within 60 days of the event related to those data/results and always provided that copyright symbol appears together as follows below.
 © DORNA, 2020



Free Practice Nr. 3

Moto2

| Lap | Lap Time | T1 | T2 | T3 | T4 | Speed | Lap | Lap Time | T1 | T2 | T3 | T4 | Speed |
|---|-----------------|---------|--------|--------|----------|---|--|-----------------|---------|--------|--------|----------|-------|
| 13 | 1'42.013 | 25.245 | 15.305 | 30.160 | 31.303 | 243.7 | 15 | 1'41.929 | 25.377 | 15.191 | 30.199 | 31.162 | 248.8 |
| 14 | 1'46.367 P | 27.769 | 16.653 | 32.576 | 29.369 | 206.5 | 16 | 1'41.641 | 25.269 | 15.139 | 30.144 | 31.089 | 250.0 |
| 15 | 1'49.478 | 31.834 | 15.582 | 30.501 | 31.561 | 241.6 | 9th 96 Jake DIXON Petronas Sprinta Raci GBR | | | | | | |
| 16 | 1'41.928 | 25.299 | 15.125 | 30.207 | 31.297 | 245.4 | Runs=3 Total laps=15 Full laps=10 | | | | | | |
| 17 | 1'41.583 | 25.179 | 15.197 | 29.955 | 31.252 | 244.8 | 1 | 2'08.356 | 29.513 | 16.490 | 32.905 | 32.570 | 222.2 |
| 18 | 1'41.791 | 25.206 | 15.208 | 30.052 | 31.325 | 245.4 | 2 | 1'42.252 | 25.381 | 15.129 | 30.373 | 31.369 | 247.1 |
| 19 | 1'42.160 | 25.365 | 15.301 | 30.117 | 31.377 | 243.7 | 3 | 1'41.605 | 25.171 | 15.113 | 30.075 | 31.246 | 248.2 |
| 6th 44 Aron CANET Inde Aspar Team Mot SPA | | | | | | | 4 | 1'41.961 | 25.236 | 15.176 | 30.269 | 31.280 | 247.7 |
| Runs=3 Total laps=12 Full laps=8 | | | | | | 5 | 1'47.796 | 27.689 | 16.788 | 31.628 | 31.691 | 206.5 | |
| 1 | 2'35.305 | 31.636 | 15.363 | 30.773 | 33.221 | 241.0 | 6 | 1'39.208 P | 25.417 | 15.264 | 30.558 | 27.969 | 245.4 |
| 2 | 1'42.356 | 25.435 | 15.151 | 30.396 | 31.374 | 247.1 | 7 | 1'51.718 | 31.077 | 15.729 | 31.295 | 33.617 | 240.5 |
| 3 | 1'41.741 | 25.218 | 15.152 | 30.134 | 31.237 | 246.5 | 8 | 1'43.233 | 25.533 | 15.446 | 30.737 | 31.517 | 243.7 |
| 4 | 1'41.896 | 25.191 | 15.076 | 30.246 | 31.383 | 247.7 | 9 | 1'42.869 | 25.561 | 15.261 | 30.481 | 31.566 | 247.7 |
| 5 | 1'50.355 | 29.693 | 15.350 | 32.761 | 32.551 | 244.3 | 10 | 1'39.268 P | 25.439 | 15.365 | 30.608 | 27.856 | 245.4 |
| 6 | 1'41.622 | 25.155 | 15.089 | 30.155 | 31.223 | 247.1 | 11 | 1'56.184 | 35.276 | 16.616 | 32.126 | 32.166 | 237.3 |
| 7 | 1'45.466 P | 25.225 | 17.608 | 33.415 | 29.218 | 149.7 | 12 | 1'43.961 | 25.481 | 15.455 | 31.530 | 31.495 | 242.6 |
| 8 | 1'45.846 P | 31.407 | 15.400 | 30.870 | 28.169 | 242.1 | 13 | 1'42.266 | 25.349 | 15.127 | 30.208 | 31.582 | 248.2 |
| 9 | 1'56.764 | 35.305 | 15.475 | 34.456 | 31.528 | 242.1 | 14 | 1'42.193 | 25.447 | 15.209 | 30.123 | 31.414 | 247.1 |
| 10 | 1'42.092 | 25.169 | 15.078 | 30.149 | 31.696 | 246.0 | 15 | 1'42.129 | 25.331 | 15.185 | 30.226 | 31.387 | 247.7 |
| 11 | 1'54.435 | 25.230 | 15.114 | 33.932 | 40.159 | 245.4 | 10th 9 Jorge NAVARRO HDR Heidrun Speed SPA | | | | | | |
| 12 | 1'41.541 | 25.251 | 15.071 | 30.027 | 31.192 | 246.5 | Runs=2 Total laps=17 Full laps=12 | | | | | | |
| 7th 57 Edgar PONS Federal Oil Gresini M SPA | | | | | | | 1 | 4'22.585 | 31.289 | 15.942 | 31.829 | 50.213 | 240.5 |
| Runs=3 Total laps=14 Full laps=8 | | | | | | 2 | 1'43.763 | 26.063 | 15.319 | 30.636 | 31.745 | 246.0 | |
| 1 | 2'00.057 | 29.554 | 15.670 | 31.143 | 31.730 | 240.5 | 3 | 1'42.480 | 25.361 | 15.264 | 30.371 | 31.484 | 246.0 |
| 2 | 1'42.463 | 25.482 | 15.203 | 30.471 | 31.307 | 245.4 | 4 | 1'41.953 | 25.314 | 15.214 | 30.211 | 31.214 | 247.7 |
| 3 | 1'41.743 | 25.155 | 15.158 | 30.196 | 31.234 | 247.1 | 5 | 1'46.505 | 28.805 | 15.673 | 30.569 | 31.458 | 233.2 |
| 4 | 1'41.558 | 25.172 | 15.126 | 30.040 | 31.220 | 246.0 | 6 | 1'42.864 | 25.509 | 15.241 | 30.597 | 31.517 | 247.1 |
| 5 | 1'51.406 | 27.839 | 15.821 | 34.749 | 32.997 | 241.0 | 7 | 1'42.129 | 25.324 | 15.259 | 30.222 | 31.324 | 245.4 |
| 6 | 1'41.546 P | 27.166 | 15.343 | 31.140 | 27.897 | 246.0 | 8 | 1'42.174 | 25.430 | 15.207 | 30.182 | 31.355 | 246.0 |
| 7 | 1'53.594 | 32.220 | 16.809 | 31.557 | 33.008 | 232.7 | 9 | 1'41.862 | 25.366 | 15.211 | 30.031 | 31.254 | 246.0 |
| 8 | 1'45.894 * | 27.23 * | 15.433 | 30.472 | 32.758 | 245.4 | 10 | 1'41.749 * | 25.15 * | 15.266 | 30.129 | 31.203 | 246.5 |
| 9 | 1'42.826 | 25.563 | 15.344 | 30.381 | 31.538 | 242.1 | 11 | 1'42.012 * | 25.18 * | 15.317 | 30.172 | 31.338 * | 245.4 |
| 10 | 1'37.814 P | 25.372 | 15.370 | 30.215 | 26.857 | 240.5 | 12 | 1'43.506 P | 25.174 | 15.366 | 34.650 | 28.316 | 230.7 |
| 11 | 1'50.459 | 30.679 | 15.718 | 31.991 | 32.071 | 242.1 | 13 | 1'51.487 | 30.908 | 15.833 | 31.053 | 33.693 | 241.0 |
| 12 | 1'45.410 | 25.968 | 15.347 | 30.650 | 33.445 | 245.4 | 14 | 1'42.338 | 25.438 | 15.289 | 30.196 | 31.415 | 245.4 |
| 13 | 1'42.738 | 25.436 | 15.275 | 30.397 | 31.630 | 246.0 | 15 | 1'41.756 | 25.370 | 15.220 | 29.977 | 31.189 | 246.0 |
| 14 | 1'42.088 | 25.380 | 15.250 | 30.091 | 31.367 | 244.3 | 16 | 1'41.848 | 25.286 | 15.318 | 30.057 | 31.187 | 244.3 |
| 8th 33 Enea BASTIANINI Italtrans Racing Team ITA | | | | | | | 17 | 1'44.657 | 25.287 | 15.280 | 30.032 | 34.058 | 244.8 |
| Runs=3 Total laps=16 Full laps=11 | | | | | | 11th 40 Hector GARZO Flexbox HP 40 SPA | | | | | | | |
| 1 | 2'27.229 | 30.206 | 15.624 | 31.577 | 32.363 | 243.7 | Runs=2 Total laps=16 Full laps=13 | | | | | | |
| 2 | 1'42.093 | 25.383 | 15.093 | 30.430 | 31.187 | 250.0 | 1 | 2'02.989 | 30.341 | 15.783 | 31.306 | 32.038 | 241.0 |
| 3 | 1'41.806 | 25.294 | 14.959 | 30.312 | 31.241 | 252.9 | 2 | 1'42.430 | 25.585 | 15.243 | 30.322 | 31.280 | 243.7 |
| 4 | 1'41.832 | 25.279 | 15.070 | 30.229 | 31.254 | 249.4 | 3 | 1'41.812 | 25.286 | 15.137 | 30.150 | 31.239 | 246.5 |
| 5 | 1'48.825 | 27.467 | 15.532 | 34.146 | 31.680 | 243.7 | 4 | 1'45.815 | 25.343 | 15.287 | 31.493 | 33.692 | 244.8 |
| 6 | 1'41.854 | 25.360 | 15.137 | 30.148 | 31.209 | 248.8 | 5 | 1'42.114 | 25.344 | 15.225 | 30.248 | 31.297 | 247.1 |
| 7 | 1'45.540 | 25.356 | 16.393 | 31.676 | 32.115 | 219.5 | 6 | 1'42.234 | 25.523 | 15.100 | 30.494 | 31.117 | 246.5 |
| 8 | 1'38.799 P | 25.395 | 15.142 | 31.793 | 26.469 | 247.1 | 7 | 1'41.775 | 25.361 | 15.123 | 30.308 | 30.983 | 246.0 |
| 9 | 1'47.026 | 29.478 | 15.531 | 30.612 | 31.405 | 242.6 | 8 | 1'43.735 P | 28.162 | 15.877 | 31.401 | 28.295 | 238.4 |
| 10 | 1'42.255 | 25.425 | 15.283 | 30.316 | 31.231 | 243.7 | 9 | 1'52.464 | 31.030 | 16.065 | 31.535 | 33.834 | 231.2 |
| 11 | 1'41.598 | 25.268 | 15.143 | 30.138 | 31.049 | 247.1 | 10 | 1'47.341 | 25.719 | 17.666 | 32.218 | 31.738 | 166.6 |
| 12 | 1'39.126 P | 25.319 | 15.726 | 30.989 | 27.092 | 239.4 | 11 | 1'42.854 | 25.502 | 15.345 | 30.440 | 31.567 | 244.8 |
| 13 | 1'50.470 * | 29.493 | 17.253 | 31.998 | 31.726 * | 215.1 | 12 | 1'42.906 | 25.489 | 15.327 | 30.513 | 31.577 | 245.4 |
| 14 | 1'51.373 | 26.046 | 15.740 | 32.174 | 37.413 | 223.6 | 13 | 1'44.098 | 25.445 | 15.414 | 30.695 | 32.544 | 245.4 |

Fastest Lap: Marcel SCHROTTER Liqui Moly Intact GP GER **1'41.109** 25.023 15.091 29.870 31.125

These data/results cannot be reproduced, stored and/or transmitted in whole or in part by any manner of electronic, mechanical, photocopying, recording, broadcasting or otherwise now known or herein after developed without the previous express consent by the copyright owner, except for reproduction in daily press and regular printed publications on sale to the public within 60 days of the event related to those data/results and always provided that copyright symbol appears together as follows below.
© DORNA, 2020

Free Practice Nr. 3

Moto2

| Lap | Lap Time | T1 | T2 | T3 | T4 | Speed | Lap | Lap Time | T1 | T2 | T3 | T4 | Speed |
|---|-----------------|--------|--------|--------|---------|-------|---|-----------------|--------|--------|--------|---------|-------|
| 14 | 1'42.624 | 25.550 | 15.190 | 30.504 | 31.380 | 248.2 | 15 | 1'41.798 | 25.256 | 15.200 | 30.182 | 31.160 | 247.1 |
| 15 | 1'42.309 | 25.492 | 15.173 | 30.319 | 31.325 | 247.1 | 16 | 1'51.086 | 25.361 | 15.224 | 39.062 | 31.439 | 248.8 |
| 16 | 1'42.964 | 25.674 | 15.328 | 30.434 | 31.528 | 247.7 | 17 | 1'41.943 | 25.251 | 15.238 | 30.300 | 31.154 | 248.2 |
| 12th 7 Lorenzo BALDA Flexbox HP 40 ITA Runs=3 Total laps=14 Full laps=9 | | | | | | | 15th 12 Thomas LUTHI Liqui Moly Intact GP SWI Runs=2 Total laps=16 Full laps=11 | | | | | | |
| 1 | 1'59.441 | 28.993 | 15.644 | 30.924 | 31.790 | 240.5 | 1 | 2'24.134 | 30.876 | 15.942 | 31.774 | 32.736 | 237.8 |
| 2 | 1'41.921 | 25.353 | 15.184 | 30.089 | 31.295 | 243.2 | 2 | 1'42.474 | 25.667 | 15.206 | 30.271 | 31.330 | 246.5 |
| 3 | 1'41.868 | 25.267 | 15.167 | 30.091 | 31.343 | 246.0 | 3 | 1'41.857 | 25.421 | 15.126 | 30.069 | 31.241 | 248.2 |
| 4 | 1'42.133 | 25.369 | 15.223 | 30.144 | 31.397 | 244.3 | 4 | 1'41.721 * | 25.328 | 15.118 | 30.053 | 31.222* | 246.5 |
| 5 | 1'49.745 | 30.903 | 16.514 | 30.781 | 31.547 | 219.5 | 5 | 1'43.881 | 25.465 | 15.295 | 31.735 | 31.386 | 244.8 |
| 6 | 1'41.892 | 25.277 | 15.271 | 30.064 | 31.280 | 244.8 | 6 | 1'41.910 | 25.392 | 15.162 | 30.074 | 31.282 | 247.1 |
| 7 | 1'41.775 | 25.203 | 15.191 | 30.199 | 31.182 | 245.4 | 7 | 1'42.302 | 25.377 | 15.198 | 30.337 | 31.390 | 246.5 |
| 8 | 1'43.237 P | 28.055 | 16.363 | 31.078 | 27.741 | 232.2 | 8 | 1'42.250 | 25.423 | 15.218 | 30.210 | 31.399 | 245.4 |
| 9 | 1'48.545 | 30.374 | 15.656 | 30.590 | 31.925 | 240.5 | 9 | 1'44.412 P | 27.785 | 16.288 | 32.325 | 28.014 | 228.8 |
| 10 | 1'41.305 P | 27.028 | 15.683 | 31.252 | 27.342 | 241.6 | 10 | 1'51.530 | 32.137 | 15.783 | 31.656 | 31.954 | 240.5 |
| 11 | 1'52.796 * | 27.748 | 15.493 | 35.524 | 34.031* | 241.0 | 11 | 1'41.811 | 25.315 | 15.183 | 30.077 | 31.236 | 244.8 |
| 12 | 1'42.570 | 25.644 | 15.285 | 30.206 | 31.435 | 244.8 | 12 | 1'41.857 | 25.217 | 15.163 | 30.088 | 31.389 | 246.5 |
| 13 | 1'49.340 | 32.405 | 15.239 | 30.302 | 31.394 | 247.7 | 13 | 1'41.852 | 25.290 | 15.207 | 30.148 | 31.207 | 246.5 |
| 14 | 1'42.261 | 25.397 | 15.312 | 30.209 | 31.343 | 244.3 | 14 | 1'56.765 | 31.336 | 15.717 | 34.307 | 35.405 | 241.6 |
| 13th 87 Remy GARDNER Onexox TKKR SAG T AUS Runs=3 Total laps=16 Full laps=11 | | | | | | | 15 1'42.354 25.357 15.106 30.450 31.441 248.2 PIT 36.396 15.938 31.880 29.024 235.8 | | | | | | |
| 1 | 2'24.941 | 37.496 | 15.835 | 31.508 | 34.369 | 241.6 | 16th 42 Marcos RAMIREZ Tennor American Raci SPA Runs=3 Total laps=16 Full laps=11 | | | | | | |
| 2 | 1'41.972 | 25.344 | 15.129 | 30.296 | 31.203 | 246.5 | 1 | 2'28.807 | 28.392 | 15.598 | 31.246 | 31.997 | 243.7 |
| 3 | 1'41.780 | 25.218 | 15.082 | 30.252 | 31.228 | 250.0 | 2 | 1'42.778 | 25.512 | 15.223 | 30.414 | 31.629 | 247.7 |
| 4 | 1'44.951 | 25.267 | 15.197 | 30.193 | 34.294 | 247.1 | 3 | 1'42.403 | 25.335 | 15.190 | 30.252 | 31.626 | 249.4 |
| 5 | 1'51.787 | 25.488 | 15.281 | 36.772 | 34.246 | 244.8 | 4 | 1'44.797 | 25.337 | 15.228 | 30.346 | 33.886 | 247.7 |
| 6 | 1'42.211 | 25.349 | 15.218 | 30.319 | 31.325 | 246.0 | 5 | 1'45.370 | 25.371 | 15.304 | 31.050 | 33.645 | 247.7 |
| 7 | 1'53.119 P | 33.409 | 15.617 | 33.674 | 30.419 | 244.3 | 6 | 1'37.238 P | 25.308 | 15.281 | 30.465 | 26.184 | 249.4 |
| 8 | 1'55.390 | 30.321 | 15.693 | 31.153 | 38.223 | 240.5 | 7 | 1'46.691 | 28.946 | 15.491 | 30.503 | 31.751 | 243.2 |
| 9 | 1'42.797 | 25.455 | 15.362 | 30.518 | 31.462 | 243.7 | 8 | 1'43.027 | 25.451 | 15.363 | 30.463 | 31.750 | 244.8 |
| 10 | 1'39.252 P | 25.779 | 15.553 | 30.921 | 26.999 | 243.7 | 9 | 1'52.320 | 25.417 | 15.408 | 37.175 | 34.320 | 246.0 |
| 11 | 1'57.087 | 38.284 | 16.886 | 30.577 | 31.340 | 242.1 | 10 | 1'42.832 | 25.373 | 15.350 | 30.410 | 31.699 | 244.3 |
| 12 | 1'42.287 | 25.234 | 15.232 | 30.574 | 31.247 | 244.3 | 11 | 1'43.888 P | 27.669 | 15.881 | 33.039 | 27.299 | 228.3 |
| 13 | 1'52.170 | 25.332 | 15.381 | 30.437 | 41.020 | 242.1 | 12 | 1'45.765 | 28.150 | 15.410 | 30.648 | 31.557 | 242.1 |
| 14 | 1'44.572 | 25.846 | 15.277 | 30.504 | 32.945 | 248.2 | 13 | 1'44.420 | 25.343 | 15.226 | 32.254 | 31.597 | 247.1 |
| 15 | 1'42.228 | 25.415 | 15.266 | 30.289 | 31.258 | 246.5 | 14 | 1'41.853 | 25.192 | 15.117 | 30.223 | 31.321 | 249.4 |
| 16 | 1'43.519 | 25.488 | 15.351 | 30.659 | 32.021 | 248.2 | 15 | 1'43.401 | 25.355 | 15.819 | 30.677 | 31.550 | 234.2 |
| 14th 97 Xavi VIERGE Petronas Sprinta Raci SPA Runs=2 Total laps=19 Full laps=15 | | | | | | | 16 1'42.437 25.303 15.223 30.299 31.612 248.8 | | | | | | |
| 1 | 2'26.772 | 29.397 | 16.080 | 31.661 | 33.346 | 244.3 | 17th 21 Fabio DI GIANNANT HDR Heidrun Speed ITA Runs=3 Total laps=16 Full laps=10 | | | | | | |
| 2 | 1'42.460 | 25.539 | 15.216 | 30.357 | 31.348 | 248.8 | 1 | 2'37.489 | 30.665 | 15.692 | 31.318 | 31.922 | 241.0 |
| 3 | 1'46.107 | 26.910 | 16.934 | 30.689 | 31.574 | 237.8 | 2 | 1'43.096 | 25.731 | 15.258 | 30.556 | 31.551 | 246.0 |
| 4 | 1'42.070 | 25.324 | 15.151 | 30.303 | 31.292 | 248.8 | 3 | 1'42.266 | 25.406 | 15.242 | 30.252 | 31.366 | 246.5 |
| 5 | 1'42.018 | 25.207 | 15.226 | 30.389 | 31.196 | 248.2 | 4 | 1'47.366 | 27.050 | 15.683 | 32.422 | 32.211 | 242.1 |
| 6 | 1'43.007 | 25.356 | 15.270 | 30.588 | 31.793 | 247.1 | 5 | 1'42.365 | 25.497 | 15.248 | 30.156 | 31.464 | 245.4 |
| 7 | 1'44.622 * | 27.25* | 15.338 | 30.659 | 31.370 | 247.1 | 6 | 1'41.920 | 25.238 | 15.225 | 30.138 | 31.319 | 246.0 |
| 8 | 1'42.285 | 25.367 | 15.238 | 30.447 | 31.233 | 247.1 | 7 | 1'45.381 P | 25.353 | 15.224 | 33.506 | 31.298 | 246.0 |
| 9 | 1'42.147 | 25.322 | 15.291 | 30.219 | 31.315 | 247.7 | 8 | 1'47.680 | 29.231 | 15.634 | 30.856 | 31.959 | 241.0 |
| 10 | 1'42.534 | 25.373 | 15.366 | 30.423 | 31.372 | 244.3 | 9 | 1'43.797 | 25.387 | 15.311 | 31.072 | 32.027 | 244.3 |
| 11 | 1'42.085 | 25.268 | 15.282 | 30.299 | 31.236 | 246.5 | 10 | 1'42.050 | 25.219 | 15.262 | 30.049 | 31.520 | 244.3 |
| 12 | 1'46.335 P | 25.369 | 15.321 | 36.230 | 29.415 | 247.1 | | | | | | | |
| 13 | 1'49.817 | 31.118 | 15.684 | 31.287 | 31.728 | 242.6 | | | | | | | |
| 14 | 1'42.026 | 25.396 | 15.240 | 30.223 | 31.167 | 246.5 | | | | | | | |

Fastest Lap: Marcel SCHROTTER Liqui Moly Intact GP GER **1'41.109** 25.023 15.091 29.870 31.125

These data/results cannot be reproduced, stored and/or transmitted in whole or in part by any manner of electronic, mechanical, photocopying, recording, broadcasting or otherwise now known or herein after developed without the previous express consent by the copyright owner, except for reproduction in daily press and regular printed publications on sale to the public within 60 days of the event related to those data/results and always provided that copyright symbol appears together as follows below.
© DORNA, 2020

Free Practice Nr. 3

Moto2

| Lap | Lap Time | T1 | T2 | T3 | T4 | Speed | Lap | Lap Time | T1 | T2 | T3 | T4 | Speed |
|--|----------|----------|--------|--------|---------|-------|---|----------|----------|--------|--------|--------|-------|
| 11 | 1'38.155 | P 25.26* | 15.279 | 30.265 | 27.346 | 243.2 | 13 | 1'42.741 | 25.593 | 15.264 | 30.378 | 31.506 | 247.7 |
| 12 | 1'49.978 | 31.704 | 15.565 | 30.804 | 31.905 | 243.2 | 14 | 1'43.280 | 25.598 | 15.346 | 30.827 | 31.509 | 245.4 |
| 13 | 1'46.723 | 25.351 | 15.153 | 30.466 | 35.753 | 248.2 | 15 | 1'42.818 | 25.549 | 15.412 | 30.391 | 31.466 | 244.8 |
| 14 | 1'45.843 | 25.774 | 15.130 | 30.303 | 34.636 | 248.8 | 21st 55 Hafizh SYAHRIN Inde Aspar Team Mot MAL | | | | | | |
| 15 | 1'42.270 | * 25.565 | 15.194 | 30.111 | 31.400* | 246.5 | Runs=2 Total laps=17 Full laps=14 | | | | | | |
| 16 | 1'42.021 | 25.207 | 15.180 | 30.225 | 31.409 | 246.5 | 1 | 2'12.927 | 30.599 | 16.004 | 32.258 | 32.161 | 238.4 |
| 18th 11 Nicolo BULEGA Federal Oil Gresini M ITA | | | | | | | 2 | 1'46.568 | 25.877 | 15.418 | 30.622 | 34.651 | 244.8 |
| Runs=2 Total laps=13 Full laps=10 | | | | | | | 3 | 1'50.988 | 28.918 | 16.761 | 33.643 | 31.666 | 228.3 |
| 1 | 2'52.795 | 30.987 | 18.024 | 34.929 | 37.402 | 170.8 | 4 | 1'47.740 | 25.408 | 15.223 | 35.473 | 31.636 | 246.5 |
| 2 | 1'42.826 | 25.823 | 15.268 | 30.462 | 31.273 | 244.8 | 5 | 1'42.503 | 25.487 | 15.298 | 30.206 | 31.512 | 247.1 |
| 3 | 1'42.434 | 25.487 | 15.217 | 30.369 | 31.361 | 246.5 | 6 | 1'42.170 | 25.303 | 15.223 | 30.204 | 31.440 | 246.0 |
| 4 | 1'42.493 | 25.405 | 15.224 | 30.412 | 31.452 | 244.8 | 7 | 2'02.909 | P 31.845 | 19.323 | 38.917 | 32.824 | 154.2 |
| 5 | 1'42.012 | 25.387 | 15.183 | 30.280 | 31.162 | 246.0 | 8 | 1'59.419 | 36.738 | 17.196 | 32.651 | 32.834 | 236.8 |
| 6 | 1'42.174 | 25.354 | 15.241 | 30.286 | 31.293 | 247.1 | 9 | 1'42.484 | 25.572 | 15.193 | 30.227 | 31.492 | 246.0 |
| 7 | 1'26.352 | 36.407 | 19.522 | 44.675 | 39.380 | 204.5 | 10 | 1'42.184 | 25.343 | 15.210 | 30.348 | 31.283 | 246.0 |
| 8 | 1'42.989 | 25.757 | 15.292 | 30.425 | 31.515 | 244.8 | 11 | 1'42.258 | 25.379 | 15.255 | 30.331 | 31.293 | 245.4 |
| 9 | 1'41.949 | 25.306 | 15.153 | 30.222 | 31.268 | 246.0 | 12 | 1'59.205 | 31.620 | 18.112 | 35.882 | 33.591 | 186.2 |
| 10 | 1'41.929 | 25.306 | 15.114 | 30.241 | 31.268 | 246.5 | 13 | 1'42.743 | 25.571 | 15.306 | 30.372 | 31.494 | 244.3 |
| 11 | 1'54.733 | 25.491 | 15.419 | 34.968 | 38.855 | 244.3 | 14 | 1'49.385 | 26.665 | 16.072 | 35.069 | 31.579 | 227.3 |
| 12 | 1'42.139 | 25.422 | 15.198 | 30.299 | 31.220 | 247.1 | 15 | 1'42.264 | 25.381 | 15.188 | 30.163 | 31.532 | 246.5 |
| 13 | 1'41.973 | 25.292 | 15.206 | 30.162 | 31.313 | 245.4 | 16 | 1'52.619 | 25.310 | 15.251 | 30.283 | 41.775 | 246.5 |
| 19th 64 Bo BENDSNEYDER NTS RW Racing GP NED | | | | | | | 17 | 1'42.025 | 25.427 | 15.171 | 30.016 | 31.411 | 246.5 |
| Runs=3 Total laps=16 Full laps=11 | | | | | | | 22nd 10 Luca MARINI SKY Racing Team VR ITA | | | | | | |
| 1 | 2'08.833 | 29.066 | 15.473 | 34.426 | 33.922 | 235.8 | Runs=3 Total laps=16 Full laps=11 | | | | | | |
| 2 | 1'42.491 | 25.479 | 15.134 | 30.396 | 31.482 | 244.8 | 1 | 3'19.456 | 31.446 | 16.267 | 32.992 | 32.689 | 239.4 |
| 3 | 1'41.939 | 25.302 | 15.105 | 30.212 | 31.320 | 247.7 | 2 | 1'42.894 | 25.710 | 15.268 | 30.590 | 31.326 | 246.0 |
| 4 | 1'44.446 | 25.303 | 15.142 | 32.443 | 31.558 | 247.1 | 3 | 1'42.226 | 25.328 | 15.252 | 30.321 | 31.325 | 246.0 |
| 5 | 1'42.894 | 25.482 | 15.280 | 30.568 | 31.564 | 245.4 | 4 | 1'42.297 | 25.427 | 15.286 | 30.298 | 31.286 | 246.0 |
| 6 | 1'46.830 | P 28.654 | 16.168 | 32.423 | 29.585 | 223.6 | 5 | 1'42.162 | 25.283 | 15.302 | 30.326 | 31.251 | 245.4 |
| 7 | 1'49.775 | 30.919 | 15.579 | 31.581 | 31.696 | 230.2 | 6 | 1'42.281 | 25.375 | 15.308 | 30.318 | 31.280 | 246.0 |
| 8 | 1'43.230 | 25.671 | 15.377 | 30.572 | 31.610 | 243.2 | 7 | 1'38.139 | P 25.367 | 15.324 | 30.329 | 27.119 | 245.4 |
| 9 | 1'43.022 | 25.562 | 15.309 | 30.477 | 31.674 | 244.8 | 8 | 1'51.367 | 31.264 | 15.767 | 31.607 | 32.729 | 242.1 |
| 10 | 1'42.966 | 25.581 | 15.286 | 30.474 | 31.625 | 244.8 | 9 | 1'43.382 | 25.671 | 15.456 | 30.824 | 31.431 | 243.7 |
| 11 | 1'46.060 | P 29.199 | 16.352 | 32.133 | 28.376 | 219.0 | 10 | 1'42.250 | 25.306 | 15.225 | 30.289 | 31.430 | 247.1 |
| 12 | 2'02.244 | 37.483 | 15.978 | 33.690 | 35.093 | 220.4 | 11 | 1'42.146 | 25.350 | 15.312 | 30.196 | 31.288 | 245.4 |
| 13 | 1'43.997 | 25.725 | 15.274 | 30.778 | 32.220 | 246.5 | 12 | 1'38.593 | P 25.400 | 15.338 | 30.401 | 27.454 | 243.2 |
| 14 | 1'42.563 | 25.570 | 15.309 | 30.332 | 31.352 | 246.0 | 13 | 2'02.384 | 30.919 | 15.741 | 34.827 | 40.897 | 241.6 |
| 15 | 1'45.290 | 27.817 | 15.256 | 30.441 | 31.776 | 244.8 | 14 | 1'42.712 | 25.577 | 15.334 | 30.366 | 31.435 | 245.4 |
| 16 | 1'42.838 | 25.583 | 15.338 | 30.381 | 31.536 | 244.8 | 15 | 1'42.308 | 25.351 | 15.303 | 30.404 | 31.250 | 245.4 |
| 20th 37 Augusto FERNAND EG 0,0 Marc VDS SPA | | | | | | | 16 | 1'42.730 | 25.345 | 15.289 | 30.515 | 31.581 | 247.1 |
| Runs=2 Total laps=15 Full laps=12 | | | | | | | 23rd 16 Joe ROBERTS Tennor American Raci USA | | | | | | |
| 1 | 2'56.071 | 29.071 | 15.573 | 31.305 | 32.405 | 243.2 | Runs=3 Total laps=13 Full laps=8 | | | | | | |
| 2 | 1'42.711 | 25.727 | 15.139 | 30.417 | 31.428 | 250.0 | 1 | 2'26.128 | 30.253 | 15.639 | 31.638 | 32.294 | 244.8 |
| 3 | 1'42.347 | 25.492 | 15.208 | 30.209 | 31.438 | 248.8 | 2 | 1'42.806 | 25.596 | 15.237 | 30.511 | 31.462 | 247.7 |
| 4 | 1'42.573 | 25.511 | 15.338 | 30.316 | 31.408 | 247.1 | 3 | 1'43.706 | 25.430 | 15.169 | 31.693 | 31.414 | 249.4 |
| 5 | 1'42.408 | 25.483 | 15.330 | 30.239 | 31.356 | 247.7 | 4 | 1'38.505 | P 25.464 | 15.227 | 30.403 | 27.411 | 248.8 |
| 6 | 1'42.010 | 25.322 | 15.233 | 30.102 | 31.353 | 247.7 | 5 | 1'56.037 | 33.636 | 18.792 | 31.657 | 31.952 | 162.1 |
| 7 | 1'43.750 | 26.453 | 15.315 | 30.331 | 31.651 | 247.1 | 6 | 1'42.925 | 25.602 | 15.364 | 30.443 | 31.516 | 243.2 |
| 8 | 1'45.302 | 25.459 | 15.224 | 30.195 | 34.424 | 247.7 | 7 | 1'42.787 | 25.526 | 15.349 | 30.333 | 31.579 | 244.3 |
| 9 | 1'39.488 | P 25.509 | 15.401 | 30.633 | 27.945 | 247.1 | 8 | 1'43.215 | P 26.015 | 15.743 | 31.700 | 29.757 | 234.2 |
| 10 | 1'57.301 | 33.073 | 16.806 | 32.882 | 34.540 | 196.7 | 9 | 1'53.860 | 32.652 | 15.649 | 33.864 | 31.695 | 241.6 |
| 11 | 1'45.022 | 25.624 | 15.391 | 30.512 | 33.495 | 246.0 | 10 | 1'44.079 | 26.601 | 15.334 | 30.569 | 31.575 | 246.5 |
| 12 | 1'45.169 | 25.579 | 15.374 | 30.880 | 33.336 | 241.6 | 11 | 1'42.336 | 25.473 | 15.220 | 30.248 | 31.395 | 246.5 |

Fastest Lap: Marcel SCHROTTER Liqui Moly Intact GP GER 1'41.109 25.023 15.091 29.870 31.125

These data/results cannot be reproduced, stored and/or transmitted in whole or in part by any manner of electronic, mechanical, photocopying, recording, broadcasting or otherwise now known or herein after developed without the previous express consent by the copyright owner, except for reproduction in daily press and regular printed publications on sale to the public within 60 days of the event related to those data/results and always provided that copyright symbol appears together as follows below.
© DORNA, 2020

Free Practice Nr. 3

Moto2

| Lap | Lap Time | T1 | T2 | T3 | T4 | Speed | Lap | Lap Time | T1 | T2 | T3 | T4 | Speed |
|--|------------|---------|--------|--------|----------|-------|---|------------|---------|--------|--------|--------|-------|
| 12 | 1'42.153 | 25.452 | 15.263 | 30.249 | 31.189 | 246.0 | 15 | 1'45.708 | 28.034 | 15.442 | 30.644 | 31.588 | 241.0 |
| 13 | 1'43.103 | 25.737 | 15.386 | 30.561 | 31.419 | 245.4 | 16 | 1'49.710 | 25.499 | 15.425 | 31.845 | 36.941 | 242.1 |
| 24th 35 Somkiat CHANTRA IDEMITSU Honda Te THA | | | | | | | 17 | 1'50.640 | 25.886 | 15.754 | 32.787 | 36.213 | 232.7 |
| Runs=3 Total laps=16 Full laps=10 | | | | | | | 18 | 1'42.431 | 25.478 | 15.366 | 30.278 | 31.309 | 242.1 |
| 1 | 2'27.536 | 29.540 | 15.774 | 31.416 | 32.325 | 244.3 | 27th 19 Lorenzo DALLA PO Italtrans Racing Team ITA | | | | | | |
| 2 | 1'42.173 | 25.455 | 15.051 | 30.341 | 31.326 | 250.0 | Runs=2 Total laps=20 Full laps=17 | | | | | | |
| 3 | 1'42.198 | 25.588 | 15.055 | 30.199 | 31.356 | 250.0 | 1 | 2'31.418 | 28.880 | 15.616 | 31.221 | 31.875 | 243.7 |
| 4 | 1'42.162 | 25.335 | 15.139 | 30.281 | 31.407 | 248.2 | 2 | 1'43.698 | 25.930 | 15.379 | 30.774 | 31.615 | 246.5 |
| 5 | 1'48.220 P | 25.896 | 15.292 | 31.276 | 35.756 | 246.5 | 3 | 1'42.973 | 25.644 | 15.242 | 30.450 | 31.637 | 250.0 |
| 6 | 1'55.786 | 30.163 | 18.372 | 32.659 | 34.592 | 161.1 | 4 | 1'42.941 | 25.495 | 15.260 | 30.500 | 31.686 | 248.8 |
| 7 | 1'42.745 | 25.708 | 15.248 | 30.391 | 31.398 | 245.4 | 5 | 1'42.775 | 25.564 | 15.298 | 30.383 | 31.530 | 247.7 |
| 8 | 1'42.275 | 25.343 | 15.230 | 30.181 | 31.521 | 244.3 | 6 | 1'42.897 | 25.562 | 15.248 | 30.344 | 31.743 | 247.7 |
| 9 | 1'42.227 | 25.370 | 15.292 | 30.120 | 31.445 | 244.3 | 7 | 1'49.109 | 27.801 | 17.654 | 32.027 | 31.627 | 189.4 |
| 10 | 1'42.359 | 25.291 | 15.245 | 30.252 | 31.571 | 244.8 | 8 | 1'43.220 | 25.704 | 15.277 | 30.540 | 31.699 | 247.1 |
| 11 | 1'44.574 | 26.115 | 16.241 | 30.757 | 31.461 | 230.7 | 9 | 1'42.876 | 25.573 | 15.286 | 30.517 | 31.500 | 246.5 |
| 12 | 2'11.291 P | 25.171 | 15.217 | 30.476 | 1'00.427 | 247.7 | 10 | 1'44.606 | 25.550 | 15.261 | 30.470 | 33.325 | 247.1 |
| 13 | 1'57.909 | 30.258 | 15.610 | 32.994 | 39.047 | 241.0 | 11 | 1'43.008 | 25.554 | 15.334 | 30.578 | 31.542 | 247.7 |
| 14 | 2'02.967 | 26.333 | 15.564 | 38.716 | 42.354 | 235.8 | 12 | 1'43.137 | 25.557 | 15.351 | 30.739 | 31.490 | 248.2 |
| 15 | 1'51.619 | 25.818 | 15.426 | 35.349 | 35.026 | 243.7 | 13 | 1'43.001 | 25.631 | 15.282 | 30.521 | 31.567 | 248.8 |
| unfinished | 25.472 | 15.228 | 30.242 | 247.1 | | | 14 | 1'42.892 | 25.598 | 15.322 | 30.519 | 31.453 | 247.1 |
| 25th 62 Stefano MANZI MV Agusta Forward R ITA | | | | | | | 15 | 1'46.949 P | 29.278 | 16.265 | 32.385 | 29.021 | 232.2 |
| Runs=3 Total laps=15 Full laps=7 | | | | | | | 16 | 1'45.787 | 27.568 | 15.486 | 30.854 | 31.879 | 243.2 |
| 1 | 2'36.356 | 30.383 | 15.716 | 31.219 | 32.092 | 240.0 | 17 | 1'43.513 | 25.639 | 15.433 | 30.752 | 31.689 | 245.4 |
| 2 | 1'43.162 | 25.667 | 15.339 | 30.605 | 31.551 | 243.7 | 18 | 1'43.082 | 25.573 | 15.374 | 30.550 | 31.585 | 246.5 |
| 3 | 1'42.453 | 25.368 | 15.247 | 30.341 | 31.497 | 246.5 | 19 | 1'43.079 | 25.681 | 15.301 | 30.543 | 31.554 | 246.5 |
| 4 | 1'42.527 | 25.503 | 15.327 | 30.263 | 31.434 | 244.3 | 20 | 1'43.786 | 25.800 | 15.385 | 30.620 | 31.981 | 246.5 |
| 5 | 1'56.915 * | 33.02 * | 17.028 | 31.934 | 34.926 | 233.2 | 28th 2 Jesko RAFFIN NTS RW Racing GP SWI | | | | | | |
| 6 | 1'42.225 | 25.459 | 15.251 | 30.201 | 31.314 | 245.4 | Runs=2 Total laps=17 Full laps=14 | | | | | | |
| 7 | 1'48.912 P | 28.57 * | 18.790 | 32.904 | 28.645 | 226.4 | 1 | 2'30.809 | 31.095 | 16.301 | 33.680 | 35.360 | 235.8 |
| 8 | 1'56.311 * | 29.708 | 15.745 | 31.165 | 39.693 * | 240.0 | 2 | 1'46.844 | 26.567 | 15.965 | 31.541 | 32.771 | 242.6 |
| 9 | 1'42.507 | 25.549 | 15.340 | 30.238 | 31.380 | 244.8 | 3 | 1'52.952 | 33.942 | 15.657 | 31.259 | 32.094 | 242.6 |
| 10 | 1'42.255 | 25.298 | 15.305 | 30.268 | 31.384 | 243.7 | 4 | 1'44.177 | 25.864 | 15.470 | 30.996 | 31.847 | 242.6 |
| 11 | 1'45.142 P | 28.506 | 16.722 | 31.830 | 28.084 | 223.1 | 5 | 1'45.001 | 26.207 | 15.634 | 31.161 | 31.999 | 243.2 |
| 12 | 2'14.341 | 31.079 | 17.290 | 34.484 | 51.488 | 194.5 | 6 | 1'50.288 | 25.826 | 15.399 | 33.922 | 35.141 | 243.7 |
| 13 | 1'45.827 * | 26.258 | 15.352 | 30.300 | 33.917 * | 246.5 | 7 | 1'45.325 | 25.998 | 15.484 | 31.423 | 32.420 | 243.7 |
| 14 | 1'43.255 * | 26.373 | 15.302 | 30.176 | 31.404 * | 246.0 | 8 | 1'44.642 | 26.002 | 15.470 | 31.217 | 31.953 | 242.6 |
| 15 | 1'42.178 | 25.312 | 15.334 | 30.170 | 31.362 | 244.3 | 9 | 1'46.430 P | 25.826 | 15.563 | 34.855 | 30.186 | 243.2 |
| 26th 24 Simone CORSI MV Agusta Forward R ITA | | | | | | | 10 | 1'57.426 | 34.208 | 17.415 | 33.445 | 32.358 | 146.5 |
| Runs=2 Total laps=18 Full laps=15 | | | | | | | 11 | 1'44.077 | 25.988 | 15.418 | 30.931 | 31.740 | 241.0 |
| 1 | 2'37.754 | 29.883 | 15.637 | 31.386 | 31.753 | 242.6 | 12 | 1'43.724 | 25.774 | 15.363 | 30.810 | 31.777 | 241.6 |
| 2 | 1'43.079 | 25.676 | 15.244 | 30.619 | 31.540 | 246.5 | 13 | 1'43.272 | 25.599 | 15.340 | 30.737 | 31.596 | 242.1 |
| 3 | 1'42.184 | 25.498 | 15.198 | 30.343 | 31.145 | 246.5 | 14 | 1'52.342 | 28.317 | 16.494 | 35.085 | 32.446 | 238.9 |
| 4 | 1'43.122 | 25.829 | 15.281 | 30.395 | 31.617 | 244.8 | 15 | 1'43.683 | 25.629 | 15.365 | 30.710 | 31.979 | 243.2 |
| 5 | 1'42.954 | 25.591 | 15.370 | 30.524 | 31.469 | 245.4 | 16 | 1'47.079 | 28.725 | 15.469 | 31.006 | 31.879 | 242.1 |
| 6 | 1'42.692 | 25.492 | 15.310 | 30.344 | 31.546 | 244.3 | 17 | 1'43.915 | 25.792 | 15.395 | 30.870 | 31.858 | 242.6 |
| 7 | 1'43.078 | 25.525 | 15.339 | 30.516 | 31.698 | 243.7 | 29th 99 Kasma DANIEL Onexox TKKR SAG T MAL | | | | | | |
| 8 | 1'42.967 | 25.552 | 15.359 | 30.482 | 31.574 | 243.7 | Runs=2 Total laps=17 Full laps=13 | | | | | | |
| 9 | 1'42.939 | 25.612 | 15.380 | 30.471 | 31.476 | 242.6 | 1 | 2'33.566 | 30.965 | 15.887 | 31.796 | 32.583 | 241.6 |
| 10 | 1'42.689 | 25.471 | 15.382 | 30.351 | 31.485 | 242.6 | 2 | 1'45.028 | 26.342 | 15.490 | 31.269 | 31.927 | 246.0 |
| 11 | 1'42.777 | 25.578 | 15.321 | 30.431 | 31.447 | 242.1 | 3 | 1'43.738 | 25.859 | 15.275 | 31.040 | 31.564 | 248.2 |
| 12 | 1'42.647 | 25.490 | 15.345 | 30.327 | 31.485 | 242.1 | 4 | 1'48.763 * | 28.15 * | 17.543 | 31.046 | 32.023 | 245.4 |
| 13 | 1'41.622 P | 25.743 | 15.381 | 30.810 | 29.688 | 242.6 | 5 | 1'45.357 | 26.636 | 15.859 | 31.078 | 31.784 | 246.5 |
| 14 | 1'49.270 | 29.772 | 15.947 | 31.324 | 32.227 | 235.2 | 6 | 1'43.451 | 25.647 | 15.321 | 30.686 | 31.797 | 247.1 |

Fastest Lap: Marcel SCHROTTER Liqui Moly Intact GP GER 1'41.109 25.023 15.091 29.870 31.125

These data/results cannot be reproduced, stored and/or transmitted in whole or in part by any manner of electronic, mechanical, photocopying, recording, broadcasting or otherwise now known or herein after developed without the previous express consent by the copyright owner, except for reproduction in daily press and regular printed publications on sale to the public within 60 days of the event related to those data/results and always provided that copyright symbol appears together as follows below.
© DORNA, 2020

Free Practice Nr. 3

Moto2

| Lap | Lap Time | T1 | T2 | T3 | T4 | Speed |
|-----|------------|--------|--------|--------|--------|-------|
| 7 | 1'44.574 | 25.707 | 15.238 | 31.083 | 32.546 | 248.2 |
| 8 | 1'43.914 | 25.876 | 15.295 | 30.962 | 31.781 | 246.0 |
| 9 | 1'48.972 P | 31.059 | 15.705 | 31.854 | 30.354 | 244.3 |
| 10 | 1'56.100 | 36.980 | 15.710 | 31.297 | 32.113 | 239.4 |
| 11 | 1'44.464 | 25.883 | 15.468 | 30.985 | 32.128 | 243.7 |
| 12 | 1'43.884 | 25.839 | 15.461 | 30.875 | 31.709 | 242.6 |
| 13 | 1'43.922 | 25.941 | 15.366 | 30.841 | 31.774 | 244.8 |
| 14 | 1'43.910 | 25.890 | 15.348 | 30.826 | 31.846 | 246.5 |
| 15 | 1'43.991 | 25.886 | 15.469 | 30.935 | 31.701 | 246.0 |
| 16 | 2'02.886 | 42.346 | 15.903 | 32.083 | 32.554 | 245.4 |
| 17 | 1'44.710 | 26.072 | 15.535 | 31.070 | 32.033 | 244.8 |

30th 27 Andi Farid IZDIHAR IDEMITSU Honda Te INA
 Runs=2 Total laps=17 Full laps=13

| | | | | | | |
|----|------------|--------|--------|--------|--------|-------|
| 1 | 2'29.556 | 29.809 | 15.906 | 31.525 | 32.237 | 244.8 |
| 2 | 1'44.317 | 25.857 | 15.322 | 30.878 | 32.260 | 247.7 |
| 3 | 1'43.913 | 25.773 | 15.437 | 30.734 | 31.969 | 249.4 |
| 4 | 1'45.095 | 25.658 | 15.361 | 32.083 | 31.993 | 249.4 |
| 5 | 1'44.025 | 25.940 | 15.444 | 30.587 | 32.054 | 247.7 |
| 6 | 1'43.518 | 25.678 | 15.364 | 30.527 | 31.949 | 247.7 |
| 7 | 1'55.079 * | 26.05* | 16.550 | 33.671 | 38.806 | 181.5 |
| 8 | 1'43.689 | 25.713 | 15.338 | 30.702 | 31.936 | 248.2 |
| 9 | 1'43.492 P | 26.000 | 15.563 | 31.271 | 30.658 | 245.4 |
| 10 | 1'50.775 | 30.821 | 15.787 | 31.674 | 32.493 | 242.1 |
| 11 | 1'44.675 | 26.025 | 15.562 | 30.880 | 32.208 | 243.7 |
| 12 | 1'43.875 | 25.767 | 15.451 | 30.538 | 32.119 | 245.4 |
| 13 | 1'43.769 | 25.777 | 15.525 | 30.584 | 31.883 | 244.8 |
| 14 | 1'43.882 | 25.717 | 15.454 | 30.618 | 32.093 | 245.4 |
| 15 | 1'49.139 | 25.889 | 15.529 | 30.604 | 37.117 | 247.7 |
| 16 | 1'43.827 | 25.843 | 15.370 | 30.582 | 32.032 | 248.8 |
| 17 | 1'43.887 | 25.714 | 15.551 | 30.586 | 32.036 | 245.4 |

Fastest Lap: Marcel SCHROTTER Liqui Moly Intact GP GER **1'41.109** 25.023 15.091 29.870 31.125

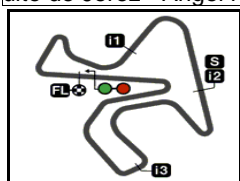
These data/results cannot be reproduced, stored and/or transmitted in whole or in part by any manner of electronic, mechanical, photocopying, recording, broadcasting or otherwise now known or herein after developed without the previous express consent by the copyright owner, except for reproduction in daily press and regular printed publications on sale to the public within 60 days of the event related to those data/results and always provided that copyright symbol appears together as follows below.
 © DORNA, 2020

Official MotoGP Timing by TISSOT
 www.motogp.com

Jerez de la Frontera, Saturday, July 18, 2020

Page 6 of 6





4423 m.

GRAN PREMIO RED BULL DE ESPAÑA

Free Practice Nr. 3

Best Partial Times

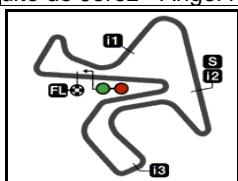
Moto2™

IT Ideal Lap Time, sum of the best partial times

BT Best Lap Time

| T1 | | | T2 | | | T3 | | | T4 | | | | |
|-----|----------------|---------------|----------------|---------------|----------------|---------------|----------------|---------------|-----|--------------|----------|---------------|--|
| Pos | Rider | Time | Rider | Time | Rider | Time | Rider | Time | Pos | Rider | IT | BT | |
| 1 | M.SCHROTTER | 25.023 | J.MARTIN | 14.947 | M.BEZZECCHI | 29.779 | H.GARZO | 30.983 | 1 | M.BEZZECCHI | 1'41.098 | 1'41.301 (3) | |
| 2 | T.NAGASHIMA | 25.068 | E.BASTIANINI | 14.959 | M.SCHROTTER | 29.870 | T.NAGASHIMA | 31.030 | 2 | M.SCHROTTE | 1'41.109 | 1'41.109 (1) | |
| 3 | S.LOWES | 25.102 | S.CHANTRA | 15.051 | J.MARTIN | 29.954 | E.BASTIANINI | 31.049 | 3 | J.MARTIN | 1'41.147 | 1'41.197 (2) | |
| 4 | J.MARTIN | 25.134 | M.BEZZECCHI | 15.062 | S.LOWES | 29.955 | M.BEZZECCHI | 31.071 | 4 | T.NAGASHIMA | 1'41.174 | 1'41.418 (4) | |
| 5 | A.CANET | 25.155 | A.CANET | 15.071 | J.NAVARRO | 29.977 | J.MARTIN | 31.112 | 5 | S.LOWES | 1'41.319 | 1'41.434 (5) | |
| 6 | E.PONS | 25.155 | R.GARDNER | 15.082 | T.NAGASHIMA | 29.986 | M.SCHROTTER | 31.125 | 6 | E.BASTIANINI | 1'41.414 | 1'41.598 (8) | |
| 7 | S.CHANTRA | 25.171 | T.NAGASHIMA | 15.090 | H.SYHRIN | 30.016 | S.LOWES | 31.137 | 7 | A.CANET | 1'41.445 | 1'41.541 (6) | |
| 8 | J.DIXON | 25.171 | M.SCHROTTER | 15.091 | A.CANET | 30.027 | S.CORSI | 31.145 | 8 | H.GARZO | 1'41.519 | 1'41.775 (11) | |
| 9 | J.NAVARRO | 25.174 | H.GARZO | 15.100 | E.PONS | 30.040 | X.VIERGE | 31.154 | 9 | E.PONS | 1'41.541 | 1'41.558 (7) | |
| 10 | M.BEZZECCHI | 25.186 | B.BENDSNEYDE | 15.105 | F.DI GIANNANTO | 30.049 | N.BULEGA | 31.162 | 10 | J.NAVARRO | 1'41.545 | 1'41.756 (10) | |
| 11 | M.RAMIREZ | 25.192 | T.LUTHI | 15.106 | T.LUTHI | 30.053 | L.BALDASSARRI | 31.182 | 11 | T.LUTHI | 1'41.583 | 1'41.811 (15) | |
| 12 | L.BALDASSARRI | 25.203 | J.DIXON | 15.113 | L.BALDASSARRI | 30.064 | J.NAVARRO | 31.187 | 12 | J.DIXON | 1'41.605 | 1'41.605 (9) | |
| 13 | F.DI GIANNANTO | 25.207 | N.BULEGA | 15.114 | J.DIXON | 30.075 | J.ROBERTS | 31.189 | 13 | L.BALDASSAR | 1'41.616 | 1'41.775 (12) | |
| 14 | X.VIERGE | 25.207 | M.RAMIREZ | 15.117 | A.FERNANDEZ | 30.102 | A.CANET | 31.192 | 14 | S.CHANTRA | 1'41.668 | 1'42.162 (24) | |
| 15 | T.LUTHI | 25.217 | S.LOWES | 15.125 | S.CHANTRA | 30.120 | R.GARDNER | 31.203 | 15 | X.VIERGE | 1'41.694 | 1'41.798 (14) | |
| 16 | R.GARDNER | 25.218 | E.PONS | 15.126 | E.BASTIANINI | 30.138 | T.LUTHI | 31.207 | 16 | R.GARDNER | 1'41.696 | 1'41.780 (13) | |
| 17 | E.BASTIANINI | 25.268 | F.DI GIANNANTO | 15.130 | H.GARZO | 30.150 | E.PONS | 31.220 | 17 | F.DI GIANNAN | 1'41.705 | 1'41.920 (17) | |
| 18 | L.MARINI | 25.283 | A.FERNANDEZ | 15.139 | N.BULEGA | 30.162 | J.DIXON | 31.246 | 18 | N.BULEGA | 1'41.730 | 1'41.929 (18) | |
| 19 | H.GARZO | 25.286 | X.VIERGE | 15.151 | S.MANZI | 30.170 | L.MARINI | 31.250 | 19 | H.SYHRIN | 1'41.773 | 1'42.025 (21) | |
| 20 | N.BULEGA | 25.292 | L.BALDASSARRI | 15.167 | X.VIERGE | 30.182 | H.SYHRIN | 31.283 | 20 | M.RAMIREZ | 1'41.853 | 1'41.853 (16) | |
| 21 | S.MANZI | 25.298 | J.ROBERTS | 15.169 | R.GARDNER | 30.193 | S.MANZI | 31.314 | 21 | A.FERNANDEZ | 1'41.916 | 1'42.010 (20) | |
| 22 | B.BENDSNEYDE | 25.302 | H.SYHRIN | 15.171 | L.MARINI | 30.196 | F.DI GIANNANTO | 31.319 | 22 | B.BENDSNEY | 1'41.939 | 1'41.939 (19) | |
| 23 | H.SYHRIN | 25.303 | S.CORSI | 15.198 | B.BENDSNEYDE | 30.212 | B.BENDSNEYDE | 31.320 | 23 | L.MARINI | 1'41.954 | 1'42.146 (22) | |
| 24 | A.FERNANDEZ | 25.322 | J.NAVARRO | 15.207 | M.RAMIREZ | 30.223 | M.RAMIREZ | 31.321 | 24 | S.MANZI | 1'42.029 | 1'42.178 (25) | |

These data/results cannot be reproduced, stored and/or transmitted in whole or in part by any manner of electronic, mechanical, photocopying, recording, broadcasting or otherwise now known or herein after developed without the previous express consent by the copyright owner, except for reproduction in daily press and regular printed publications on sale to the public within 60 days of the event related to those data/results and always provided that copyright symbol appears together as follows below.
© DORNA, 2020



4423 m.

GRAN PREMIO RED BULL DE ESPAÑA

Free Practice Nr. 3

Best Partial Times

IT Ideal Lap Time, sum of the best partial times

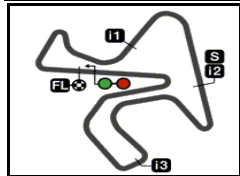
BT Best Lap Time

| T1 | | | T2 | | | T3 | | | T4 | | | | |
|------------|---------------|-------------|---------------|-------------|---------------|-------------|---------------|-------------|------------|--------------|-----------|---------------|--|
| <i>Pos</i> | <i>Rider</i> | <i>Time</i> | <i>Rider</i> | <i>Time</i> | <i>Rider</i> | <i>Time</i> | <i>Rider</i> | <i>Time</i> | <i>Pos</i> | <i>Rider</i> | <i>IT</i> | <i>BT</i> | |
| 25 | J.ROBERTS | 25.430 | L.MARINI | 15.225 | J.ROBERTS | 30.248 | S.CHANTRA | 31.326 | 25 | J.ROBERTS | 1'42.036 | 1'42.153 (23) | |
| 26 | S.CORSI | 25.471 | K.DANIEL | 15.238 | S.CORSI | 30.278 | A.FERNANDEZ | 31.353 | 26 | S.CORSI | 1'42.092 | 1'42.184 (26) | |
| 27 | L.DALLA PORTA | 25.495 | L.DALLA PORTA | 15.242 | L.DALLA PORTA | 30.344 | L.DALLA PORTA | 31.453 | 27 | L.DALLA POR | 1'42.534 | 1'42.775 (27) | |
| 28 | J.RAFFIN | 25.599 | S.MANZI | 15.247 | A.IZDIHAR | 30.527 | K.DANIEL | 31.564 | 28 | K.DANIEL | 1'43.135 | 1'43.451 (29) | |
| 29 | K.DANIEL | 25.647 | A.IZDIHAR | 15.322 | K.DANIEL | 30.686 | J.RAFFIN | 31.596 | 29 | J.RAFFIN | 1'43.245 | 1'43.272 (28) | |
| 30 | A.IZDIHAR | 25.658 | J.RAFFIN | 15.340 | J.RAFFIN | 30.710 | A.IZDIHAR | 31.883 | 30 | A.IZDIHAR | 1'43.390 | 1'43.518 (30) | |

These data/results cannot be reproduced, stored and/or transmitted in whole or in part by any manner of electronic, mechanical, photocopying, recording, broadcasting or otherwise now known or herein after developed without the previous express consent by the copyright owner, except for reproduction in daily press and regular printed publications on sale to the public within 60 days of the event related to those data/results and always provided that copyright symbol appears together as follows below.
© DORNA, 2020


Official MotoGP Timing by TISSOT
www.motogp.com





4423 m.

GRAN PREMIO RED BULL DE ESPAÑA**Free Practice Nr. 3****Fastest Laps Sequence**

| <i>Practice Time</i> |  <i>Rider</i> | <i>Nation</i> | <i>Motorcycle</i> | <i>Time</i> | <i>Km/h</i> | <i>Rider's Lap</i> |
|----------------------|--|---------------|-------------------|-----------------|-------------|--------------------|
| 3'41.362 | 7 Lorenzo BALDASSARRI | ITA | KALEX | 1'41.921 | 156.2 | 2 |
| 3'47.142 | 23 Marcel SCHROTTER | GER | KALEX | 1'41.701 | 156.5 | 2 |
| 4'07.053 | 45 Tetsuta NAGASHIMA | JPN | KALEX | 1'41.418 | 157.0 | 2 |
| 5'28.251 | 23 Marcel SCHROTTER | GER | KALEX | 1'41.109 | 157.4 | 3 |

These data/results cannot be reproduced, stored and/or transmitted in whole or in part by any manner of electronic, mechanical, photocopying, recording, broadcasting or otherwise now known or herein after developed without the previous express consent by the copyright owner, except for reproduction in daily press and regular printed publications on sale to the public within 60 days of the event related to those data/results and always provided that copyright symbol appears together as follows below.

© DORNA, 2020

Official MotoGP Timing by **TISSOT**
www.motogp.com

Jerez de la Frontera, Saturday, July 18, 2020

