


4185 m.

SHARK HELMETS GRAND PRIX DE FRANCE

Free Practice Nr. 4

Classification

14

	Rider	Nation	Team	Motorcycle	Time	Lap Total	Gap	Top Speed
1	20 Fabio QUARTARARO	FRA	Petronas Yamaha SRT	YAMAHA	1'32.528	19 19		309.6
2	21 Franco MORBIDELLI	ITA	Petronas Yamaha SRT	YAMAHA	1'32.533	14 18	0.005 0.005	309.6
3	12 Maverick VIÑALES	SPA	Monster Energy Yamaha MotoGP	YAMAHA	1'32.563	14 16	0.035 0.030	311.6
4	46 Valentino ROSSI	ITA	Monster Energy Yamaha MotoGP	YAMAHA	1'32.666	16 16	0.138 0.103	306.8
5	44 Pol ESPARGARO	SPA	Red Bull KTM Factory Racing	KTM	1'32.719	13 18	0.191 0.053	318.5
6	9 Danilo PETRUCCI	ITA	Ducati Team	DUCATI	1'32.799	14 15	0.271 0.080	312.6
7	30 Takaaki NAKAGAMI	JPN	LCR Honda IDEMITSU	HONDA	1'32.878	17 19	0.350 0.079	316.5
8	43 Jack MILLER	AUS	Pramac Racing	DUCATI	1'32.972	7 13	0.444 0.094	313.5
9	88 Miguel OLIVEIRA	POR	Red Bull KTM Tech 3	KTM	1'33.032	6 9	0.504 0.060	310.6
10	35 Cal CRUTCHLOW	GBR	LCR Honda CASTROL	HONDA	1'33.057	16 17	0.529 0.025	317.5
11	4 Andrea DOVIZIOSO	ITA	Ducati Team	DUCATI	1'33.068	20 20	0.540 0.011	319.6
12	63 Francesco BAGNAIA	ITA	Pramac Racing	DUCATI	1'33.081	18 19	0.553 0.013	316.5
13	33 Brad BINDER	RSA	Red Bull KTM Factory Racing	KTM	1'33.171	14 16	0.643 0.090	311.6
14	36 Joan MIR	SPA	Team SUZUKI ECSTAR	SUZUKI	1'33.207	12 16	0.679 0.036	311.6
15	41 Aleix ESPARGARO	SPA	Aprilia Racing Team Gresini	APRILIA	1'33.267	15 17	0.739 0.060	314.5
16	73 Alex MARQUEZ	SPA	Repsol Honda Team	HONDA	1'33.302	19 20	0.774 0.035	315.5
17	5 Johann ZARCO	FRA	Esponsorama Racing	DUCATI	1'33.345	4 16	0.817 0.043	316.5
18	42 Alex RINS	SPA	Team SUZUKI ECSTAR	SUZUKI	1'33.361	7 12	0.833 0.016	311.6
19	38 Bradley SMITH	GBR	Aprilia Racing Team Gresini	APRILIA	1'33.523	14 18	0.995 0.162	312.6
20	6 Stefan BRADL	GER	Repsol Honda Team	HONDA	1'33.652	19 19	1.124 0.129	309.6
21	53 Tito RABAT	SPA	Esponsorama Racing	DUCATI	1'33.877	19 19	1.349 0.225	312.6
22	27 Iker LECUONA	SPA	Red Bull KTM Tech 3	KTM	1'34.014	15 18	1.486 0.137	311.6

Practice condition: **Dry**Air: **15°**Humidity: **50%**Ground: **22°**

Fastest Lap:	Lap: 19	Fabio QUARTARARO	1'32.528	162.8 Km/h
Best Race Lap:	2017	Maverick VIÑALES	1'32.309	163.2 Km/h
All Time Lap Record:	2018	Johann ZARCO	1'31.185	165.2 Km/h

The results are provisional until the end of the limit for protest and appeals.

Time limit for protest expires 30' after publication of the results - Time:

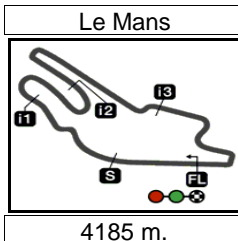
These data/results cannot be reproduced, stored and/or transmitted in whole or in part by any manner of electronic, mechanical, photocopying, recording, broadcasting or otherwise now known or herein after developed without the previous express consent by the copyright owner, except for reproduction in daily press and regular printed publications on sale to the public within 60 days of the event related to those data/results and always provided that copyright symbol appears together as follows below.

© DORNA, 2020

Official MotoGP Timing by TISSOT
www.motogp.com

Le Mans, Saturday, October 10, 2020





SHARK HELMETS GRAND PRIX DE FRANCE

Free Practice Nr. 4

Top Speed & Average

15



Rider	Nation	Motorcycle	Top 5 speeds					Average	Top
4 Andrea DOVIZIOSO	ITA	DUCATI	319.6	318.5	317.5	317.5	317.5	318.0	319.6
44 Po ESPARGARO	SPA	KTM	318.5	315.5	314.5	314.5	314.5	315.2	318.5
35 Cal CRUTCHLOW	GBR	HONDA	317.5	315.5	315.5	314.5	313.5	315.3	317.5
5 Johann ZARCO	FRA	DUCATI	316.5	315.5	314.5	312.6	311.6	313.7	316.5
30 Takaaki NAKAGAMI	JPN	HONDA	316.5	311.6	310.6	309.6	309.6	311.3	316.5
63 Francesco BAGNAIA	ITA	DUCATI	316.5	314.5	314.5	314.5	313.5	314.7	316.5
73 Alex MARQUEZ	SPA	HONDA	315.5	315.5	315.5	314.5	314.5	314.9	315.5
41 Aleix ESPARGARO	SPA	APRILIA	314.5	313.5	313.5	313.5	312.6	313.5	314.5
43 Jack MILLER	AUS	DUCATI	313.5	311.6	311.6	310.6	310.6	311.6	313.5
9 Danilo PETRUCCI	ITA	DUCATI	312.6	312.6	311.6	309.6	309.6	310.9	312.6
38 Bradley SMITH	GBR	APRILIA	312.6	310.6	309.6	307.7	307.7	309.3	312.6
53 Tito RABAT	SPA	DUCATI	312.6	311.6	310.6	307.7	307.7	310.0	312.6
12 Maverick VIÑALES	SPA	YAMAHA	311.6	310.6	309.6	309.6	309.6	310.2	311.6
27 Iker LECUONA	SPA	KTM	311.6	310.6	310.6	307.7	307.7	309.1	311.6
33 Brad BINDER	RSA	KTM	311.6	309.6	309.6	308.7	307.7	308.9	311.6
36 Joan MIR	SPA	SUZUKI	311.6	311.6	310.6	309.6	309.6	310.2	311.6
42 Alex RINS	SPA	SUZUKI	311.6	311.6	310.6	310.6	310.6	311.0	311.6
88 Miguel OLIVEIRA	POR	KTM	310.6	309.6	309.6	308.7	308.7	309.4	310.6
6 Stefan BRADL	GER	HONDA	309.6	306.8	305.8	304.9	304.9	306.2	309.6
20 Fabio QUARTARARO	FRA	YAMAHA	309.6	308.7	308.7	308.7	307.7	308.5	309.6
21 Franco MORBIDELLI	ITA	YAMAHA	309.6	308.7	307.7	307.7	307.7	308.2	309.6
46 Valentino ROSSI	ITA	YAMAHA	306.8	305.8	304.9	304.9	303.1	304.5	306.8

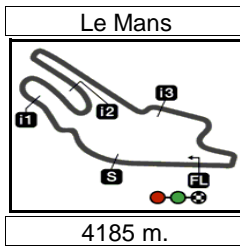
These data/results cannot be reproduced, stored and/or transmitted in whole or in part by any manner of electronic, mechanical, photocopying, recording, broadcasting or otherwise now known or herein after developed without the previous express consent by the copyright owner, except for reproduction in daily press and regular printed publications on sale to the public within 60 days of the event related to those data/results and always provided that copyright symbol appears together as follows below.

© DORNA, 2020

Official MotoGP Timing by TISSOT
www.motogp.com



Le Mans, Saturday, October 10, 2020



Results and timing service provided by TISSOT

MotoGP™

SHARK HELMETS GRAND PRIX DE FRANCE

Free Practice Nr. 4

Chronological Analysis of Performances

16

* Lap / Sector time cancelled

T1 Time from finish line to 1st intermediate

T3 Time from 2nd intermed. to 3rd intermed.

P Crossing the finish line in pit lane

T2 Time from 1st intermed. to 2nd intermed.

T4 Time from 3rd intermediate to finish line

** Tyre data subject to further updates

Lap	Lap Time	T1	T2	T3	T4	Speed	Lap	Lap Time	T1	T2	T3	T4	Speed	
1st	20	Fabio QUARTARARO YAMAHA FRA Petronas Yamaha SRT						12	1'32.705	21.321	21.161	25.702	24.521	308.7
		Runs=2 Total laps=19 Full laps=13						13	1'32.667	21.274	21.257	25.723	24.413	305.8
								14	1'32.533	21.194	21.204	25.676	24.459	307.7
Run # 1	Front Tyre Slick-Soft	Rear Tyre Slick-Soft					15	1'33.014	21.195	21.299	25.820	24.700	305.8	
		9 Laps at start		17 Laps at start			16	1'33.274	21.269	21.260	25.957	24.788	307.7	
1	2'44.976	25.006	23.898	29.877	26.327		17	1'40.161	21.531	22.890	29.585	26.155	306.8	
2	1'35.649	22.215	21.857	26.449	25.128	303.1	18	1'34.664	21.399	21.290	25.894	26.081	304.9	
3	1'33.704	21.490	21.518	25.971	24.725	304.0								
4	1'33.272	21.366	21.416	25.907	24.583	304.9								
5	1'33.096	21.285	21.362	25.803	24.646	305.8								
6	1'33.139	21.262	21.404	25.810	24.663	304.9								
7	1'32.917	21.149	21.323	25.834	24.611	306.8								
8	1'54.200 P	21.186	21.415	34.980*	36.619	308.7								

							3rd	12	Maverick VIÑALES YAMAHA SPA Monster Energy Yamaha MotoGP				
									Runs=2 Total laps=16 Full laps=9				
Run # 1	Front Tyre Slick-Soft	Rear Tyre Slick-Soft							6 Laps at start		6 Laps at start		

1	2'21.881	23.581	22.866	26.907	25.731								
2	1'38.331 *	22.059	21.665	28.116*	26.491	292.4							
3	1'34.536	21.844	21.689	26.107	24.896	304.9							
4	1'33.859	21.625	21.477	25.902	24.855	302.1							
5	1'38.726 P	21.487	21.509	27.278	28.452	307.7							
Run # 2	Front Tyre Slick-Soft	Rear Tyre Slick-Soft							11 Laps at start		11 Laps at start		
6	28'06.910	22.676	23.130	28.473	25.558								
7	1'35.321 *	22.272	21.938*	26.055	25.056	285.7							
8	1'33.572	21.554	21.540	25.875	24.603	307.7							
9	1'33.282 *	21.401	21.441	25.695*	24.745	307.7							
10	1'32.927	21.284	21.390	25.709	24.544	308.7							
11	1'32.881	21.279	21.359	25.663	24.580	309.6							
12	1'32.747	21.172	21.301	25.728	24.546	308.7							
13	1'32.737	21.327	21.303	25.545	24.562	309.6							
14	1'32.563	21.223	21.310	25.492	24.538	309.6							
15	1'35.584	21.265	22.635	26.775	24.909	311.6							
16	1'34.211 *	21.226	21.322	25.645	26.018*	310.6							

							2nd	21	Franco MORBIDELLI YAMAHA ITA Petronas Yamaha SRT				
									Runs=2 Total laps=18 Full laps=12				
Run # 1	Front Tyre Slick-Soft	Rear Tyre Slick-Soft							5 Laps at start		5 Laps at start		

1	1'50.144	23.427	23.679	27.151	25.777								
2	1'35.720	22.529	21.879	26.289	25.023	288.2							
3	1'34.239	21.913	21.459	26.039	24.828	296.7							
4	1'33.752	21.684	21.366	26.002	24.700	302.1							
5	1'42.997 *	24.041*	25.205	28.292	25.459	295.0							
6	1'33.625	21.594	21.307	26.070	24.654	302.1							
7	1'48.648 P	22.988	24.340			309.6							

							4th	46	Valentino ROSSI YAMAHA ITA Monster Energy Yamaha MotoGP				
									Runs=3 Total laps=16 Full laps=11				
Run # 1	Front Tyre Slick-Soft	Rear Tyre Slick-Soft							8 Laps at start		6 Laps at start		

1	1'52.630	22.287	23.285	27.181	25.412								
2	1'34.906	22.084	21.743	26.081	24.998	298.5							
3	1'33.677	21.669	21.453	25.868	24.687	303.1							
4	1'33.641	21.604	21.576	25.806	24.655	303.1							
5	1'33.616	21.700	21.432	25.857	24.627	301.2							
6	1'33.559	21.536	21.495	25.814	24.714	303.1							
7	1'33.404	21.465	21.427	25.754	24.758	302.1							
8	1'33.492	21.487	21.373	25.854	24.778	295.9							

Fastest Lap:	Fabio QUARTARARO	Petronas Yamaha SR	FRA	1'32.528	21.163	21.208	25.630	24.527
---------------------	------------------	--------------------	-----	-----------------	--------	--------	--------	--------

These data/results cannot be reproduced, stored and/or transmitted in whole or in part by any manner of electronic, mechanical, photocopying, recording, broadcasting or otherwise now known or herein after developed without the previous express consent by the copyright owner, except for reproduction in daily press and regular printed publications on sale to the public within 60 days of the event related to those data/results and always provided that copyright symbol appears together as follows below.
© DORNA, 2020



Free Practice Nr. 4

MotoGP

Lap	Lap Time	T1	T2	T3	T4	Speed	Lap	Lap Time	T1	T2	T3	T4	Speed
9	1'51.902	P 25.032*	24.446*	34.154*	28.270	301.2	11	1'33.370	* 21.463	21.323	25.809*	24.775	304.9
Run # 2	Front Tyre Slick-Soft		Rear Tyre Slick-Soft				12	1'32.907	21.308	<u>21.256</u>	25.652	24.691	309.6
	New Tyre		2 Laps at start				13	1'33.905	21.898	21.445	25.712	24.850	308.7
10	23'25.837	P 24.233	23.591*	27.173	28.910		14	<u>1'32.799</u>	21.350	21.257	<u>25.582</u>	<u>24.610</u>	306.8
11	1'39.021	P 22.504	22.371	27.014	27.132	292.4	15	1'43.827	P 21.909	24.364	27.659	29.895	308.7

Run # 3	Front Tyre Slick-Soft	Rear Tyre Slick-Soft				
2 Laps at start		4 Laps at start				
12	6'13.777	24.111	22.758	26.432	25.217	
13	1'33.676	21.611	21.539	25.823	24.703	304.9
14	1'32.880	21.375	21.350	25.657	<u>24.498</u>	304.9
15	1'32.697	21.237	21.329	<u>25.633</u>	24.498	<u>306.8</u>
16	<u>1'32.666</u>	<u>21.217</u>	<u>21.233</u>	25.712	24.504	305.8

5th 44 **Po ESPARGARO** KTM SPA
Red Bull KTM Factory Racing
Runs=2 Total laps=18 Full laps=14

Run # 1	Front Tyre Slick-Soft	Rear Tyre Slick-Soft				
10 Laps at start		5 Laps at start				
1	2'05.805	23.202	23.297	27.131	25.782	
2	1'35.434	22.031	21.998	26.239	25.166	311.6
3	1'38.594	* 21.491	21.629	30.100*	25.374	312.6
4	1'33.691	21.492	21.494	25.876	24.829	313.5
5	1'33.504	21.317	21.419	25.842	24.926	314.5
6	1'33.207	21.190	21.338	25.796	24.883	314.5
7	1'41.773	P 23.979	22.874	27.254	27.666	315.5

Run # 2	Front Tyre Slick-Soft	Rear Tyre Slick-Soft				
17 Laps at start		12 Laps at start				
8	25'25.679	23.267	23.183	27.981	25.852	
9	1'36.705	22.278	22.315	26.843	25.269	310.6
10	1'34.342	21.365	21.521	25.845	25.611	314.5
11	1'35.111	21.314	21.388	27.281	25.128	313.5
12	1'33.151	21.211	21.387	25.688	24.865	312.6
13	<u>1'32.719</u>	21.206	<u>21.295</u>	<u>25.605</u>	<u>24.613</u>	314.5
14	1'35.434	21.237	21.352	27.738	25.107	<u>318.5</u>
15	1'33.413	21.284	21.488	25.821	24.820	312.6
16	1'32.941	<u>21.156</u>	21.304	25.724	24.757	314.5
17	1'35.069	22.134	21.722	26.224	24.989	313.5
18	1'33.321	21.279	21.373	25.781	24.888	312.6

6th 9 **Danilo PETRUCCI** DUCATI ITA
Ducati Team
Runs=2 Total laps=15 Full laps=8

Run # 1	Front Tyre Slick-Soft	Rear Tyre Slick-Soft				
7 Laps at start		7 Laps at start				
1	1'58.482	* 23.683	23.034	27.518*	26.560	
2	1'35.317	21.943	21.800	26.295	25.279	304.0
3	1'33.712	21.634	21.356	25.952	24.770	307.7
4	1'33.340	21.443	21.324	25.787	24.786	309.6
5	1'34.714	21.302	21.525	26.107	25.780	309.6
6	1'33.617	21.417	21.337	25.839	25.024	311.6
7	1'36.388	P <u>21.257</u>	21.367	25.969	27.795	<u>312.6</u>

Run # 2	Front Tyre Slick-Soft	Rear Tyre Slick-Soft				
14 Laps at start		14 Laps at start				
8	25'29.256	22.960	22.609	27.097	25.491	
9	1'35.598	* 22.043	22.135*	26.270	25.150	298.5
10	1'34.388	* 21.618	21.655	25.970	25.145	312.6

7th 30 **Takaaki NAKAGAMI** HONDA JPN
LCR Honda IDEMITSU
Runs=2 Total laps=19 Full laps=11

Run # 1	Front Tyre Slick-Soft	Rear Tyre Slick-Soft				
New Tyre		6 Laps at start				
1	2'18.087	25.145	23.746	28.989	26.297	
2	1'35.892	22.429	21.820	26.496	25.147	303.1
3	1'34.427	21.946	21.476	26.097	24.908	305.8
4	1'33.917	21.549	21.361	26.053	24.954	305.8
5	1'47.442	* 28.368*	25.879	27.546	25.649	310.6
6	1'35.184	* 21.853	21.556	26.392*	25.383	304.9
7	1'33.622	21.534	21.313	25.991	24.784	308.7
8	1'50.588	P 21.399	21.406	35.451*	32.332	307.7

Run # 2	Front Tyre Slick-Soft	Rear Tyre Slick-Soft				
8 Laps at start		14 Laps at start				
9	23'28.847	P 24.117	23.232	27.413	25.453	
10	1'35.644	21.832	22.269	26.485	25.058	307.7
11	1'35.230	* 21.555	21.527	26.638*	25.510	308.7
12	1'33.978	21.564	21.468	26.007	24.939	311.6
13	1'38.612	22.925	23.676	27.124	24.887	<u>316.5</u>
14	1'33.151	21.390	21.325	25.764	24.672	309.6
15	1'33.127	* <u>21.301</u>	21.323	25.807*	24.696	309.6
16	1'33.428	21.334	21.327	25.874	24.893	308.7
17	<u>1'32.878</u>	21.319	<u>21.234</u>	<u>25.661</u>	<u>24.664</u>	307.7
18	1'43.825	23.259	27.956	27.245	25.365	309.6
19	1'41.932	P 23.292*	22.449	26.068	30.123	306.8

8th 43 **Jack MILLER** DUCATI AUS
Pramac Racing
Runs=3 Total laps=13 Full laps=9

Run # 1	Front Tyre Slick-Soft	Rear Tyre Slick-Soft				
5 Laps at start		5 Laps at start				
1	2'22.820	27.182	23.478	27.450	27.121	
2	1'38.362	22.364	22.078	26.908	27.012	301.2
3	1'34.416	21.780	21.532	25.852	25.252	311.6
4	1'33.402	21.525	21.304	25.703	24.870	311.6
5	1'33.899	21.537	21.361	25.942	25.059	<u>313.5</u>
6	1'33.384	21.511	21.377	25.680	24.816	310.6
7	<u>1'32.972</u>	<u>21.350</u>	<u>21.222</u>	<u>25.629</u>	24.771	310.6
8	2'12.607	P 22.580	22.719	49.649*	37.659	300.3

Run # 2	Front Tyre Slick-Soft	Rear Tyre Slick-Soft			
13 Laps at start		13 Laps at start			
9	24'05.855	P 23.446	23.661	27.682	31.361

Run # 3	Front Tyre Slick-Soft	Rear Tyre Slick-Soft				
14 Laps at start		14 Laps at start				
10	9'59.240	* 24.462	22.819	29.768*	26.111	
11	1'34.394	21.991	21.530	25.923	24.950	308.7
12	1'33.522	21.618	21.460	25.642	24.802	308.7
13	1'33.277	21.548	21.364	25.643	<u>24.722</u>	306.8

Fastest Lap: Fabio QUARTARARO Petronas Yamaha SR FRA **1'32.528** 21.163 21.208 25.630 24.527

These data/results cannot be reproduced, stored and/or transmitted in whole or in part by any manner of electronic, mechanical, photocopying, recording, broadcasting or otherwise now known or herein after developed without the previous express consent by the copyright owner, except for reproduction in daily press and regular printed publications on sale to the public within 60 days of the event related to those data/results and always provided that copyright symbol appears together as follows below.
© DORNA, 2020

Official MotoGP Timing by TISSOT
www.motogp.com

Le Mans, Saturday, October 10, 2020

Page 2 of 6



Free Practice Nr. 4

MotoGP

Lap	Lap Time	T1	T2	T3	T4	Speed	Lap	Lap Time	T1	T2	T3	T4	Speed				
9th	88	Miguel OLIVEIRA				KTM	POR	9	1'48.161	P	24.222*	24.219*	30.372*	29.348	268.0		
		Red Bull KTM Tech 3						Run # 2		Front Tyre Slick-Soft		Rear Tyre Slick-Soft					
		Runs=2		Total laps=10		Full laps=7				16 Laps at start		16 Laps at start					
Run #	1	Front Tyre	Slick-Soft	Rear Tyre	Slick-Soft			Run #	10	22'26.070	P	23.446	22.829	26.890	25.440		
		7 Laps at start				3 Laps at start				Run #	11	1'38.269	21.796	24.945	26.429	25.099	314.5
1	2'10.861	24.423	23.227	27.708	26.337			12	1'34.429	*	21.520	21.488	26.264*	25.157	319.6		
2	1'35.997	22.807	21.936	26.225	25.029	302.1			13	1'33.546	21.442	21.487	25.688	24.929	314.5		
3	1'34.240	21.973	21.437	26.013	24.817	308.7			14	1'33.194	21.301	21.369	25.735	24.789	314.5		
4	1'33.958	21.822	21.412	25.994	24.730	305.8			15	1'33.184	21.331	21.343	25.714	24.796	316.5		
5	1'33.389	21.500	21.355	25.847	24.687	308.7			16	1'33.553	21.340	21.373	25.851	24.989	316.5		
6	1'33.032	21.518	21.280	25.679	24.555	309.6			17	1'34.901	21.278	21.456	26.253	25.914	315.5		
7	1'33.287	21.555	21.251	25.781	24.700	310.6			18	1'35.247	21.303	21.411	25.984	26.549	317.5		
unfinished	21.512	21.405			309.6			19	1'33.878	21.303	21.719	25.958	24.898	318.5			
Run #	2	Front Tyre	Slick-Soft	Rear Tyre	Slick-Soft			20	1'33.068	21.188	21.352	25.767	24.761	312.6			
		New Tyre				4 Laps at start											
8	1'40.084	*	24.274	23.195	27.060	25.555											
9	4'35.154	P	22.079	20'08.005	1'15.247	49.823	297.6										

Lap	Lap Time	T1	T2	T3	T4	Speed	
10th	35	Cal CRUTCHLOW				HONDA	GBR
		LCR Honda CASTROL					
		Runs=2		Total laps=17		Full laps=13	
Run #	1	Front Tyre	Slick-Soft	Rear Tyre	Slick-Soft		
		6 Laps at start				6 Laps at start	
1	2'10.617	23.496	23.727	28.172	26.531		
2	1'40.435	24.584	22.864	27.226	25.761	295.0	
3	1'35.277	21.949	21.654	26.440	25.234	312.6	
4	1'34.510	21.880	21.608	26.082	24.940	311.6	
5	1'33.633	21.491	21.460	25.937	24.745	314.5	
6	1'33.409	21.352	21.355	25.830	24.872	315.5	
7	1'33.260	21.411	21.323	25.838	24.688	315.5	
8	1'45.411	P	24.076*	23.193	29.221	28.921	317.5
Run #	2	Front Tyre	Slick-Soft	Rear Tyre	Slick-Soft		
		14 Laps at start				14 Laps at start	
9	26'11.983	P	25.123	25.199*	30.343	28.786	
10	1'40.452	*	24.310	22.952	27.297*	25.893	294.1
11	1'35.685	22.114	21.895	26.555	25.121	312.6	
12	1'35.684	22.430	22.024	26.248	24.982	312.6	
13	1'33.502	21.521	21.347	25.980	24.654	311.6	
14	1'33.218	21.365	21.294	25.802	24.757	311.6	
15	1'41.759	24.202	23.248	29.447	24.862	310.6	
16	1'33.057	21.345	21.312	25.774	24.626	313.5	
17	1'39.783	21.449	21.299	25.635	31.400	311.6	

Lap	Lap Time	T1	T2	T3	T4	Speed	
11th	4	Andrea DOVIZIOSO				DUCATI	ITA
		Ducati Team					
		Runs=2		Total laps=20		Full laps=15	
Run #	1	Front Tyre	Slick-Soft	Rear Tyre	Slick-Soft		
		7 Laps at start				7 Laps at start	
1	2'00.985	23.459	23.257	27.258	25.883		
2	1'36.470	21.958	22.930	26.358	25.224	313.5	
3	1'34.218	21.714	21.583	25.871	25.050	312.6	
4	1'34.022	21.439	21.467	26.060	25.056	316.5	
5	1'33.813	21.316	21.575	25.845	25.077	317.5	
6	1'35.379	21.409	21.484	26.132	26.354	317.5	
7	1'33.540	21.377	21.454	25.821	24.888	313.5	
8	1'33.177	*	21.248	21.349	25.790	24.790*	317.5

Lap	Lap Time	T1	T2	T3	T4	Speed	
12th	63	Francesco BAGNAIA				DUCATI	ITA
		Pramac Racing					
		Runs=2		Total laps=19		Full laps=14	
Run #	1	Front Tyre	Slick-Soft	Rear Tyre	Slick-Soft		
		4 Laps at start				4 Laps at start	
1	2'06.667	23.670	23.671	27.298	25.654		
2	1'36.976	22.116	21.785	26.327	26.748	307.7	
3	1'34.619	21.841	21.513	25.978	25.287	307.7	
4	1'33.884	21.554	21.394	25.858	25.078	310.6	
5	1'33.890	21.479	21.402	25.948	25.061	311.6	
6	1'33.416	21.382	21.333	25.755	24.946	314.5	
7	1'33.478	21.382	21.328	25.776	24.992	314.5	
8	1'33.311	*	21.292	21.233	25.778	25.008*	314.5
9	1'52.484	P	26.515*	24.455*	32.157*	29.357	236.8
Run #	2	Front Tyre	Slick-Soft	Rear Tyre	Slick-Soft		
		13 Laps at start				13 Laps at start	
10	22'07.933	P	23.543	23.565	27.957	25.753	
11	1'34.860	21.988	21.773	26.122	24.977	311.6	
12	1'36.102	21.564	23.307	26.289	24.942	313.5	
13	1'33.145	21.374	21.317	25.630	24.824	316.5	
14	1'33.530	21.638	21.305	25.835	24.752	304.0	
15	1'34.143	21.808	21.445	26.034	24.856	310.6	
16	1'33.148	21.387	21.267	25.772	24.722	312.6	
17	1'33.259	21.359	21.276	25.781	24.843	311.6	
18	1'33.081	21.278	21.318	25.657	24.828	312.6	
19	1'45.804	P	26.014*	23.461	27.547	28.782	303.1

Lap	Lap Time	T1	T2	T3	T4	Speed	
13th	33	Brad BINDER				KTM	RSA
		Red Bull KTM Factory Racing					
		Runs=2		Total laps=16		Full laps=11	
Run #	1	Front Tyre	Slick-Soft	Rear Tyre	Slick-Soft		
		4 Laps at start				4 Laps at start	
1	2'07.449	24.637	25.815	28.204	25.739		
2	1'35.447	22.263	21.789	26.257	25.138	303.1	
3	1'34.171	21.772	21.411	26.027	24.961	295.9	
4	1'39.890	*	21.740	21.609	31.453*	25.088	302.1
5	1'33.680	21.656	21.336	25.912	24.776	307.7	
6	1'33.853	21.472	21.328	26.039	25.014	307.7	
7	1'33.440	21.388	21.363	25.920	24.769	308.7	
8	1'48.201	P	24.647*	21.862	30.308	31.384	307.7

Fastest Lap: Fabio QUARTARARO Petronas Yamaha SR FRA **1'32.528** 21.163 21.208 25.630 24.527

These data/results cannot be reproduced, stored and/or transmitted in whole or in part by any manner of electronic, mechanical, photocopying, recording, broadcasting or otherwise now known or herein after developed without the previous express consent by the copyright owner, except for reproduction in daily press and regular printed publications on sale to the public within 60 days of the event related to those data/results and always provided that copyright symbol appears together as follows below.
© DORNA, 2020

Official MotoGP Timing by TISSOT
www.motogp.com



Le Mans, Saturday, October 10, 2020

Free Practice Nr. 4

MotoGP

Lap	Lap Time	T1	T2	T3	T4	Speed	Lap	Lap Time	T1	T2	T3	T4	Speed	
Run # 2	Front Tyre	Slick-Soft	Rear Tyre	Slick-Soft			15	1'33.267	21.377	21.337	25.806	24.747	312.6	
		12 Laps at start			12 Laps at start			16	1'35.702	22.983	21.649	25.713	25.357	310.6
9	23'41.067	P	25.477	24.100	28.126	25.855	17	1'42.828	P	24.035*	23.666	26.359	28.768	313.5
10	1'35.943		22.338	21.945	26.494	25.166							299.4	
11	1'33.494		21.498	21.379	25.864	24.753							309.6	
12	1'34.019		21.490	21.592	25.904	25.033							305.8	
13	1'37.080		22.095	21.330	26.067	27.588							311.6	
14	1'33.171		21.521	21.197	25.764	24.689							304.0	
15	1'33.301		21.310	21.301	25.873	24.817							309.6	
16	1'57.939	P	24.968*	26.657	35.726*	30.588							300.3	

14th 36 **Joan MIR** SUZUKI SPA
Team SUZUKI ECSTAR
Runs=2 Total laps=16 Full laps=12

Run #	Front Tyre	Slick-Soft	Rear Tyre	Slick-Soft	
		5 Laps at start		5 Laps at start	
1	2'12.348	24.680	23.038	27.093	25.668
2	1'35.555	22.550	21.720	26.260	25.025
3	1'34.427	21.957	21.454	26.074	24.942
4	1'35.957	21.884	21.298	27.886	24.889
5	1'33.644	21.689	21.257	25.935	24.763
6	1'35.311	21.611	21.339	27.510	24.851
7	1'33.266	21.482	21.194	25.914	24.676
8	1'40.876	P	21.542	21.253	29.309

Run #	Front Tyre	Slick-Soft	Rear Tyre	Slick-Soft	
		13 Laps at start		13 Laps at start	
9	23'46.083	P	23.916	23.003	27.136
10	1'34.868		22.182	21.624	26.116
11	1'33.567		21.690	21.382	25.758
12	1'33.207		21.518	21.206	25.796
13	1'33.385		21.555	21.258	25.781
14	1'33.386		21.593	21.309	25.842
15	1'33.629		21.807	21.316	25.808
16	1'41.490	P	21.729	21.387	25.975

15th 41 **Aleix ESPARGARO** APRILIA SPA
Aprilia Racing Team Gresini
Runs=2 Total laps=17 Full laps=12

Run #	Front Tyre	Slick-Soft	Rear Tyre	Slick-Soft	
		12 Laps at start		6 Laps at start	
1	1'53.627	23.436	22.994	27.069	25.570
2	1'35.334	22.285	21.715	26.219	25.115
3	1'34.763	21.860	21.438	26.184	25.281
4	1'34.502	21.756	21.574	26.048	25.124
5	1'34.297	21.683	21.539	25.984	25.091
6	1'37.110	23.304	22.176	26.355	25.275
7	1'33.811	21.533	21.420	25.905	24.953
8	1'40.891	P	23.015*	23.309	26.159

Run #	Front Tyre	Slick-Soft	Rear Tyre	Slick-Soft	
		14 Laps at start		9 Laps at start	
9	23'49.608	P	23.470	23.164	28.115
10	1'36.207	*	22.232	22.538*	26.187
11	1'34.990		21.654	21.562	26.159
12	1'33.672		21.564	21.325	25.900
13	1'33.379		21.367	21.329	25.791
14	1'33.447		21.425	21.418	25.766

16th 73 **Alex MARQUEZ** HONDA SPA
Repsol Honda Team
Runs=2 Total laps=20 Full laps=15

Run #	Front Tyre	Slick-Soft	Rear Tyre	Slick-Soft	
		7 Laps at start		7 Laps at start	
1	2'01.304	23.435	23.206	27.509	25.758
2	1'35.317	22.024	21.824	26.282	25.187
3	1'34.229	21.645	21.569	26.024	24.991
4	1'34.249	21.525	21.626	26.050	25.048
5	1'33.847	21.405	21.515	25.948	24.979
6	1'33.780	21.443	21.451	25.982	24.904
7	1'33.479	21.324	21.403	25.764	24.988
8	1'33.519	*	21.268	21.570	25.811
9	1'48.819	P	24.828*	23.758*	31.220*

Run #	Front Tyre	Slick-Soft	Rear Tyre	Slick-Soft	
		16 Laps at start		16 Laps at start	
10	22'12.508	P	22.754	22.950	27.342
11	1'34.962		21.865	21.745	26.215
12	1'34.098		21.479	21.639	25.991
13	1'34.011	*	21.338	21.498	26.002*
14	1'33.494		21.284	21.602	25.850
15	1'33.460		21.314	21.448	25.921
16	1'33.411		21.219	21.494	25.883
17	1'33.651		21.292	21.490	25.801
18	1'34.254		21.277	21.530	25.922
19	1'33.302		21.227	21.444	25.915
20	1'33.413		21.260	21.495	25.777

17th 5 **Johann ZARCO** DUCATI FRA
Esponsorama Racing
Runs=2 Total laps=16 Full laps=10

Run #	Front Tyre	Slick-Soft	Rear Tyre	Slick-Soft	
		15 Laps at start		6 Laps at start	
1	1'56.603	23.438	23.526	27.302	25.846
2	1'35.478	*	22.005	21.576	25.968*
3	1'33.811		21.703	21.324	25.861
4	1'33.345		21.492	21.307	25.823
5	1'33.887		21.607	21.530	26.005
6	1'38.593	*	25.685*	21.957	26.026
7	1'39.019		21.316	21.343	31.234
8	1'33.125	*	21.331	21.339	25.772
9	1'52.219	P	26.981*	24.278*	31.144*

Run #	Front Tyre	Slick-Soft	Rear Tyre	Slick-Soft	
		New Tyre		15 Laps at start	
10	28'34.586	P	24.171	25.790	29.944
11	1'36.160		22.189	21.877	26.881
12	1'34.282		21.726	21.544	26.071
13	1'35.094		21.705	21.566	26.353
14	1'33.916		21.596	21.482	25.886
15	1'38.504		22.232	24.223	26.711
16	1'34.432		21.556	21.503	26.221

Fastest Lap: Fabio QUARTARARO Petronas Yamaha SR FRA 1'32.528 21.163 21.208 25.630 24.527

These data/results cannot be reproduced, stored and/or transmitted in whole or in part by any manner of electronic, mechanical, photocopying, recording, broadcasting or otherwise now known or herein after developed without the previous express consent by the copyright owner, except for reproduction in daily press and regular printed publications on sale to the public within 60 days of the event related to those data/results and always provided that copyright symbol appears together as follows below.
© DORNA, 2020



Free Practice Nr. 4

MotoGP

Lap	Lap Time	T1	T2	T3	T4	Speed	Lap	Lap Time	T1	T2	T3	T4	Speed																																																																																																																																									
18th	42	Alex RINS				SUZUKI	SPA	3	1'34.872	21.889	21.621	26.247	25.115	302.1																																																																																																																																								
		Team SUZUKI ECSTAR						4	1'34.613	21.742	21.541	26.219	25.111	299.4																																																																																																																																								
		Runs=3		Total laps=13		Full laps=7		5	1'34.167	21.684	21.544	26.048	24.891	301.2																																																																																																																																								
Run #	1	Front Tyre	Slick-Soft	Rear Tyre	Slick-Soft			6	1'34.059	21.675	21.526	25.957	24.901	305.8																																																																																																																																								
		5 Laps at start		5 Laps at start				7	1'34.111	21.755	21.420	26.042	24.894	304.0																																																																																																																																								
1	1'58.004	23.568	23.081	27.108	26.001			8	1'33.876 *	21.650	21.409	25.955	24.862 *	304.0																																																																																																																																								
2	1'34.637	21.965	21.563	26.066	25.043	308.7		9	1'49.276 P	25.134 *	23.578 *	30.788 *	29.776	250.5																																																																																																																																								
3	1'33.904	21.596	21.386	25.976	24.946	311.6		Run #	2	Front Tyre	Slick-Soft	Rear Tyre	Slick-Soft																																																																																																																																									
4	1'33.555	21.456	21.336	25.923	24.840	310.6				20 Laps at start		17 Laps at start																																																																																																																																										
5	1'34.486	21.660	21.724	26.162	24.940	308.7		10	23'25.430 P	24.088	22.910 *	26.992	25.484																																																																																																																																									
6	1'34.356	21.549	21.574	26.200	25.033	310.6		11	1'35.756	22.314	21.978	26.305	25.159	295.0																																																																																																																																								
7	1'33.361	21.315	21.424	25.828	24.794	308.7		12	1'35.434 *	21.797	21.677	26.706 *	25.254	293.2																																																																																																																																								
8	1'40.726 *	24.690 *	24.561	26.202	25.273 *	310.6		13	1'34.616	21.828	21.569	26.145	25.074	300.3																																																																																																																																								
9	1'54.328 P	28.102 *	24.858 *	31.062 *	30.306	219.1		14	1'33.927	21.609	21.459	25.984	24.875	304.0																																																																																																																																								
Run #	2	Front Tyre	Slick-Soft	Rear Tyre	Slick-Soft			15	1'43.262 *	21.614	21.548			304.9																																																																																																																																								
		14 Laps at start		14 Laps at start				16	1'37.621 *	21.676	21.425	28.447 *	26.073	304.9																																																																																																																																								
10	23'47.828 P	25.625	22.668	26.706	25.150			17	1'34.209	21.568	21.604	25.895	25.142	304.9																																																																																																																																								
unfinished		21.513	21.545			311.6		18	1'33.686	21.592	21.487	25.775	24.832	306.8																																																																																																																																								
Run #	3	Front Tyre	Slick-Soft	Rear Tyre	Slick-Soft			19	1'33.652	21.361	21.457	25.982	24.852	309.6																																																																																																																																								
		3 Laps at start		3 Laps at start				Run #	1	Front Tyre	Slick-Soft	Rear Tyre	Slick-Soft																																																																																																																																									
11	1'41.938 *	24.977	23.183	27.297	26.481					10 Laps at start		10 Laps at start																																																																																																																																										
12	1'39.948 P	22.033	21.867	26.648	29.400	308.7		1	2'45.348	22.907	23.324	29.006	26.942																																																																																																																																									
19th	38	Bradley SMITH				APRILIA	GBR																																																																																																																																															
		Aprilia Racing Team Gresini																																																																																																																																																				
		Runs=2		Total laps=18		Full laps=10																																																																																																																																																
Run #	1	Front Tyre	Slick-Soft	Rear Tyre	Slick-Soft																																																																																																																																																	
		8 Laps at start		8 Laps at start				2	1'36.847	22.464	22.074	26.776	25.533	295.9																																																																																																																																								
1	1'54.642	23.437	23.048	27.453	25.762			3	1'36.479	22.168	22.113	26.698	25.500	298.5																																																																																																																																								
2	1'35.255	22.176	21.770	26.295	25.014	299.4		4	1'36.386	22.268	21.895	26.723	25.500	294.1																																																																																																																																								
3	1'34.287	21.674	21.475	26.111	25.027	304.0		5	1'36.049	22.188	21.824	26.624	25.413	288.2																																																																																																																																								
4	1'34.179	21.678	21.500	26.061	24.940	300.3		6	1'35.246	22.000	21.703	26.375	25.168	299.4																																																																																																																																								
5	1'34.285	21.806	21.471	26.089	24.919	300.3		7	1'35.001	21.789	21.694	26.277	25.241	304.9																																																																																																																																								
6	1'38.542 *	24.761 *	21.793	27.056 *	24.932	304.9		8	1'47.112 P	21.873	21.724 *	31.723 *	31.792	306.8																																																																																																																																								
7	1'35.469	21.608	21.462	27.363	25.036	306.8		Run #	2	Front Tyre	Slick-Soft	Rear Tyre	Slick-Soft																																																																																																																																									
8	1'33.763 *	21.407	21.522	25.982	24.852 *	307.7				18 Laps at start		18 Laps at start																																																																																																																																										
9	1'53.677 P	25.895 *	24.621 *	34.283 *	28.878	271.7		9	22'54.195 P	22.359	23.099	27.416	27.172																																																																																																																																									
Run #	2	Front Tyre	Slick-Soft	Rear Tyre	Slick-Soft			10	1'35.485	22.180	21.677	26.438	25.190	291.5																																																																																																																																								
		17 Laps at start		17 Laps at start				11	1'34.819	21.762	21.667	26.273	25.117	307.7																																																																																																																																								
10	22'00.026 P	22.909	22.989	29.410	25.658			12	1'36.869 *	21.665	21.565	26.518 *	27.121	310.6																																																																																																																																								
11	1'36.564 *	22.463	22.292 *	26.599	25.210	289.8		13	1'34.382	21.720	21.516	26.154	24.992	298.5																																																																																																																																								
12	1'34.619	21.727	21.664	26.122	25.106	304.0		14	1'34.932	21.882	22.117	26.000	24.933	305.8																																																																																																																																								
13	1'34.125 *	21.712	21.542	26.076 *	24.795	307.7		15	1'33.940	21.560	21.454	25.965	24.961	307.7																																																																																																																																								
14	1'33.523	21.379	21.400	25.974	24.770	310.6		16	1'44.098	24.598	24.335	29.279	25.886	304.9																																																																																																																																								
15	1'33.601	21.381	21.504	25.949	24.767	312.6		17	1'34.198	21.703	21.530	25.959	25.006	312.6																																																																																																																																								
16	1'33.592	21.416	21.430	25.945	24.801	309.6		18	1'35.357	21.689	22.360	26.294	25.014	302.1																																																																																																																																								
17	1'33.938	21.363	21.535	25.807	25.233	304.9		19	1'33.877	21.330	21.506	26.048	24.993	311.6																																																																																																																																								
18	1'42.482 P	23.137 *	22.480	26.850	30.015	307.7		22nd	27	Iker LECUONA				KTM	SPA											Red Bull KTM Tech 3																Runs=2		Total laps=18		Full laps=12										Run #	1	Front Tyre	Slick-Soft	Rear Tyre	Slick-Soft													6 Laps at start		6 Laps at start				1	2'59.517	24.245	22.943	27.609	26.218			1	2'02.186	23.367	23.136	27.343	25.826			2	1'36.738 *	22.326	22.025	26.596 *	25.791	297.6		2	1'35.649	22.105	21.750	26.526	25.268	300.3		3	1'35.275	21.976	21.649	26.444	25.206	304.0				11 Laps at start		8 Laps at start				4	1'34.717	21.733	21.501	26.336	25.147	304.9		Fastest Lap:	Fabio QUARTARARO		Petronas Yamaha SR		FRA	1'32.528	21.163	21.208	25.630	24.527				
22nd	27	Iker LECUONA				KTM	SPA																																																																																																																																															
		Red Bull KTM Tech 3																																																																																																																																																				
		Runs=2		Total laps=18		Full laps=12																																																																																																																																																
Run #	1	Front Tyre	Slick-Soft	Rear Tyre	Slick-Soft																																																																																																																																																	
		6 Laps at start		6 Laps at start				1	2'59.517	24.245	22.943	27.609	26.218																																																																																																																																									
1	2'02.186	23.367	23.136	27.343	25.826			2	1'36.738 *	22.326	22.025	26.596 *	25.791	297.6																																																																																																																																								
2	1'35.649	22.105	21.750	26.526	25.268	300.3		3	1'35.275	21.976	21.649	26.444	25.206	304.0																																																																																																																																								
		11 Laps at start		8 Laps at start				4	1'34.717	21.733	21.501	26.336	25.147	304.9																																																																																																																																								
Fastest Lap:	Fabio QUARTARARO		Petronas Yamaha SR		FRA	1'32.528	21.163	21.208	25.630	24.527																																																																																																																																												

These data/results cannot be reproduced, stored and/or transmitted in whole or in part by any manner of electronic, mechanical, photocopying, recording, broadcasting or otherwise now known or herein after developed without the previous express consent by the copyright owner, except for reproduction in daily press and regular printed publications on sale to the public within 60 days of the event related to those data/results and always provided that copyright symbol appears together as follows below.
© DORNA, 2020



Free Practice Nr. 4

MotoGP

Lap	Lap Time	T1	T2	T3	T4	Speed	Lap	Lap Time	T1	T2	T3	T4	Speed
5	1'34.391	21.652	21.564	26.141	25.034	305.8							
6	1'37.697	21.667	21.487	29.080	25.463	306.8							
7	1'43.950 P	23.745*	22.791	27.158	30.256	307.7							
Run # 2	Front Tyre	Slick-Soft		Rear Tyre		Slick-Soft							
		13 Laps at start		13 Laps at start									
8	24'33.985	24.887	23.290	30.226	25.951								
9	1'36.827	22.005	22.954	26.528	25.340	306.8							
10	1'35.351 *	21.699	21.601	26.314*	25.737	307.7							
11	1'34.309	21.817	21.439	26.145	24.908	306.8							
12	1'34.145	21.566	21.481	26.114	24.984	311.6							
13	1'38.976	21.610	21.585	30.557	25.224	310.6							
14	1'34.162	21.620	21.395	26.178	24.969	310.6							
15	1'34.014	21.536	21.570	25.930	24.978	306.8							
16	1'34.319	21.631	21.528	26.149	25.011	304.9							
17	1'34.100	21.515	21.450	25.991	25.144	307.7							
18	1'38.373 P	21.433	21.486	26.243	29.211	307.7							

Fastest Lap: Fabio QUARTARARO Petronas Yamaha SR FRA **1'32.528** 21.163 21.208 25.630 24.527

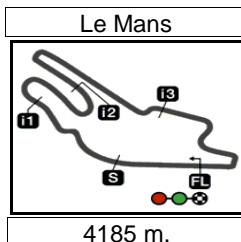
These data/results cannot be reproduced, stored and/or transmitted in whole or in part by any manner of electronic, mechanical, photocopying, recording, broadcasting or otherwise now known or herein after developed without the previous express consent by the copyright owner, except for reproduction in daily press and regular printed publications on sale to the public within 60 days of the event related to those data/results and always provided that copyright symbol appears together as follows below.
© DORNA, 2020

Official MotoGP Timing by **TISSOT**
www.motogp.com

Le Mans, Saturday, October 10, 2020

Page 6 of 6





Results and timing service provided by **TISSOT**

SHARK HELMETS GRAND PRIX DE FRANCE

Free Practice Nr. 4

Best Partial Times

MotoGP™

IT Ideal Lap Time, sum of the best partial times

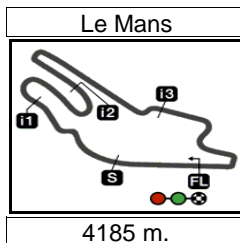
BT Best Lap Time

T1		T2		T3		T4				<i>IT</i>	<i>BT</i>	
Pos	Rider	Time	Rider	Time	Rider	Time	Rider	Time	Pos	Rider	<i>IT</i>	<i>BT</i>
1	F.QUARTARARO	21.083	F.MORBIDELLI	21.161	M.VIÑALES	25.492	F.MORBIDELLI	24.413	1	F.QUARTARAR	1'32.370	1'32.528 (1)
2	P.ESPARGARO	21.156	J.MIR	21.194	D.PETRUCCI	25.582	F.QUARTARARO	24.449	2	F.MORBIDELLI	1'32.444	1'32.533 (2)
3	M.VIÑALES	21.172	B.BINDER	21.197	P.ESPARGARO	25.605	V.ROSSI	24.498	3	M.VIÑALES	1'32.503	1'32.563 (3)
4	A.DOVIZIOSO	21.188	F.QUARTARARO	21.208	J.MILLER	25.629	M.VIÑALES	24.538	4	V.ROSSI	1'32.581	1'32.666 (4)
5	F.MORBIDELLI	21.194	J.MILLER	21.222	F.QUARTARARO	25.630	M.OLIVEIRA	24.555	5	P.ESPARGAR	1'32.669	1'32.719 (5)
6	V.ROSSI	21.217	V.ROSSI	21.233	F.BAGNAIA	25.630	D.PETRUCCI	24.610	6	D.PETRUCCI	1'32.705	1'32.799 (6)
7	A.MARQUEZ	21.219	F.BAGNAIA	21.233	V.ROSSI	25.633	P.ESPARGARO	24.613	7	T.NAKAGAMI	1'32.860	1'32.878 (7)
8	D.PETRUCCI	21.257	T.NAKAGAMI	21.234	C.CRUTCHLOW	25.635	C.CRUTCHLOW	24.626	8	F.BAGNAIA	1'32.863	1'33.081 (12)
9	F.BAGNAIA	21.278	M.OLIVEIRA	21.251	T.NAKAGAMI	25.661	J.MIR	24.642	9	C.CRUTCHLO	1'32.900	1'33.057 (10)
10	T.NAKAGAMI	21.301	D.PETRUCCI	21.256	F.MORBIDELLI	25.676	T.NAKAGAMI	24.664	10	J.MILLER	1'32.923	1'32.972 (8)
11	B.BINDER	21.310	C.CRUTCHLOW	21.294	M.OLIVEIRA	25.679	B.BINDER	24.689	11	B.BINDER	1'32.960	1'33.171 (13)
12	A.RINS	21.315	P.ESPARGARO	21.295	A.DOVIZIOSO	25.688	A.MARQUEZ	24.716	12	A.DOVIZIOSO	1'32.980	1'33.068 (11)
13	J.ZARCO	21.316	M.VIÑALES	21.301	A.ESPARGARO	25.713	J.MILLER	24.722	13	M.OLIVEIRA	1'32.985	1'33.032 (9)
14	T.RABAT	21.330	J.ZARCO	21.307	J.MIR	25.758	F.BAGNAIA	24.722	14	J.MIR	1'33.076	1'33.207 (14)
15	C.CRUTCHLOW	21.345	A.ESPARGARO	21.325	B.BINDER	25.764	J.ZARCO	24.723	15	A.MARQUEZ	1'33.102	1'33.302 (16)
16	J.MILLER	21.350	A.RINS	21.336	A.MARQUEZ	25.764	A.ESPARGARO	24.747	16	J.ZARCO	1'33.118	1'33.345 (17)
17	S.BRADL	21.361	A.DOVIZIOSO	21.343	J.ZARCO	25.772	A.DOVIZIOSO	24.761	17	A.ESPARGAR	1'33.152	1'33.267 (15)
18	B.SMITH	21.363	I.LECUONA	21.395	S.BRADL	25.775	B.SMITH	24.767	18	A.RINS	1'33.273	1'33.361 (18)
19	A.ESPARGARO	21.367	B.SMITH	21.400	B.SMITH	25.807	A.RINS	24.794	19	B.SMITH	1'33.337	1'33.523 (19)
20	I.LECUONA	21.433	A.MARQUEZ	21.403	A.RINS	25.828	S.BRADL	24.832	20	S.BRADL	1'33.377	1'33.652 (20)
21	J.MIR	21.482	S.BRADL	21.409	I.LECUONA	25.930	I.LECUONA	24.908	21	I.LECUONA	1'33.666	1'34.014 (22)
22	M.OLIVEIRA	21.500	T.RABAT	21.454	T.RABAT	25.959	T.RABAT	24.933	22	T.RABAT	1'33.676	1'33.877 (21)

These data/results cannot be reproduced, stored and/or transmitted in whole or in part by any manner of electronic, mechanical, photocopying, recording, broadcasting or otherwise now known or herein after developed without the previous express consent by the copyright owner, except for reproduction in daily press and regular printed publications on sale to the public within 60 days of the event related to those data/results and always provided that copyright symbol appears together as follows below.
© DORNA, 2020

Official MotoGP Timing by **TISSOT**
www.motogp.com






Results and timing service provided by **TISSOT**

MotoGP™

SHARK HELMETS GRAND PRIX DE FRANCE

Free Practice Nr. 4

Fastest Laps Sequence

<i>Practice Time</i>	 <i>Rider</i>	<i>Nation</i>	<i>Motorcycle</i>	<i>Time</i>	<i>Km/h</i>	<i>Rider's Lap</i>
3'25.864	21 Franco MORBIDELLI	ITA	YAMAHA	1'35.720	157.3	2
3'27.536	46 Valentino ROSSI	ITA	YAMAHA	1'34.906	158.7	2
3'32.641	42 Alex RINS	SPA	SUZUKI	1'34.637	159.1	2
5'00.103	21 Franco MORBIDELLI	ITA	YAMAHA	1'34.239	159.8	3
5'01.213	46 Valentino ROSSI	ITA	YAMAHA	1'33.677	160.8	3
6'34.854	46 Valentino ROSSI	ITA	YAMAHA	1'33.641	160.8	4
6'39.237	5 Johann ZARCO	FRA	DUCATI	1'33.345	161.4	4
6'40.851	9 Danilo PETRUCCI	ITA	DUCATI	1'33.340	161.4	4
7'27.601	20 Fabio QUARTARARO	FRA	YAMAHA	1'33.272	161.5	4
9'00.697	20 Fabio QUARTARARO	FRA	YAMAHA	1'33.096	161.8	5
10'01.477	88 Miguel OLIVEIRA	POR	KTM	1'33.032	161.9	6
11'49.255	43 Jack MILLER	AUS	DUCATI	1'32.972	162.0	7
12'06.753	20 Fabio QUARTARARO	FRA	YAMAHA	1'32.917	162.1	7
43'04.514	20 Fabio QUARTARARO	FRA	YAMAHA	1'32.658	162.5	13
46'45.424	21 Franco MORBIDELLI	ITA	YAMAHA	1'32.533	162.8	14
52'30.821	20 Fabio QUARTARARO	FRA	YAMAHA	1'32.528	162.8	19

These data/results cannot be reproduced, stored and/or transmitted in whole or in part by any manner of electronic, mechanical, photocopying, recording, broadcasting or otherwise now known or herein after developed without the previous express consent by the copyright owner, except for reproduction in daily press and regular printed publications on sale to the public within 60 days of the event related to those data/results and always provided that copyright symbol appears together as follows below.

© DORNA, 2020

Official MotoGP Timing by **TISSOT**
www.motogp.com



Le Mans, Saturday, October 10, 2020