



3671 m.

## LIQUI MOLY MOTORRAD GRAND PRIX DEUTSCHLAND

Warm Up

Classification

25

		Rider	Nation	Team	Motorcycle	Time	Lap Total	Gap	Top Speed
1	20	Fabio QUARTARARO	FRA	Monster Energy Yamaha MotoGP	YAMAHA	<b>1'21.341</b>	12 13		<b>296.7</b>
2	44	PoI ESPARGARO	SPA	Repsol Honda Team	HONDA	<b>1'21.404</b>	5 12	0.063 0.063	<b>295.8</b>
3	30	Takaaki NAKAGAMI	JPN	LCR Honda IDEMITSU	HONDA	<b>1'21.420</b>	6 12	0.079 0.016	<b>293.4</b>
4	36	Joan MIR	SPA	Team SUZUKI ECSTAR	SUZUKI	<b>1'21.522</b>	9 12	0.181 0.102	<b>295.0</b>
5	21	Franco MORBIDELLI	ITA	Petronas Yamaha SRT	YAMAHA	<b>1'21.648</b>	6 15	0.307 0.126	<b>289.5</b>
6	12	Maverick VIÑALES	SPA	Monster Energy Yamaha MotoGP	YAMAHA	<b>1'21.736</b>	5 15	0.395 0.088	<b>294.2</b>
7	63	Francesco BAGNAIA	ITA	Ducati Lenovo Team	DUCATI	<b>1'21.761</b>	10 14	0.420 0.025	<b>300.0</b>
8	93	Marc MARQUEZ	SPA	Repsol Honda Team	HONDA	<b>1'21.859</b>	14 14	0.518 0.098	<b>295.8</b>
9	89	Jorge MARTIN	SPA	Pramac Racing	DUCATI	<b>1'21.870</b>	5 10	0.529 0.011	<b>300.0</b>
10	41	Aleix ESPARGARO	SPA	Aprilia Racing Team Gresini	APRILIA	<b>1'21.874</b>	10 10	0.533 0.004	<b>296.7</b>
11	46	Valentino ROSSI	ITA	Petronas Yamaha SRT	YAMAHA	<b>1'21.880</b>	10 14	0.539 0.006	<b>293.4</b>
12	88	Miguel OLIVEIRA	POR	Red Bull KTM Factory Racing	KTM	<b>1'21.952</b>	6 14	0.611 0.072	<b>295.8</b>
13	42	Alex RINS	SPA	Team SUZUKI ECSTAR	SUZUKI	<b>1'21.981</b>	6 9	0.640 0.029	<b>295.8</b>
14	10	Luca MARINI	ITA	SKY VR46 Avintia	DUCATI	<b>1'22.158</b>	10 14	0.817 0.177	<b>295.8</b>
15	9	Danilo PETRUCCI	ITA	Tech 3 KTM Factory Racing	KTM	<b>1'22.212</b>	12 14	0.871 0.054	<b>292.6</b>
16	5	Johann ZARCO	FRA	Pramac Racing	DUCATI	<b>1'22.296</b>	5 15	0.955 0.084	<b>300.0</b>
17	23	Enea BASTIANINI	ITA	Avintia Esponsorama	DUCATI	<b>1'22.337</b>	13 14	0.996 0.041	<b>297.5</b>
18	32	Lorenzo SAVADORI	ITA	Aprilia Racing Team Gresini	APRILIA	<b>1'22.342</b>	5 13	1.001 0.005	<b>291.1</b>
19	33	Brad BINDER	RSA	Red Bull KTM Factory Racing	KTM	<b>1'22.367</b>	13 13	1.026 0.025	<b>298.3</b>
20	43	Jack MILLER	AUS	Ducati Lenovo Team	DUCATI	<b>1'22.404</b>	8 10	1.063 0.037	<b>299.1</b>
21	73	Alex MARQUEZ	SPA	LCR Honda CASTROL	HONDA	<b>1'22.536</b>	14 14	1.195 0.132	<b>296.7</b>
22	27	Iker LECUONA	SPA	Tech 3 KTM Factory Racing	KTM	<b>1'22.855</b>	6 15	1.514 0.319	<b>296.7</b>

Practice condition: **Dry**Air: **28°**Humidity: **51%**Ground: **33°**

<b>Fastest Lap:</b>	Lap: 12	<b>Fabio QUARTARARO</b>	<b>1'21.341</b>	162.4 Km/h
<b>Best Race Lap:</b>	2019	<b>Marc MARQUEZ</b>	<b>1'21.228</b>	162.6 Km/h
<b>All Time Lap Record:</b>	2019	<b>Marc MARQUEZ</b>	<b>1'20.195</b>	164.7 Km/h

The results are provisional until the end of the limit for protest and appeals.

Time limit for protest expires 30' after publication of the results - ..... Time: .....

These data/results cannot be reproduced, stored and/or transmitted in whole or in part by any manner of electronic, mechanical, photocopying, recording, broadcasting or otherwise now known or herein after developed without the previous express consent by the copyright owner, except for reproduction in daily press and regular printed publications on sale to the public within 60 days of the event related to those data/results and always provided that copyright symbol appears together as follows below.

© DORNA, 2021

Official MotoGP Timing by **TISSOT**  
www.motogp.com

Sachsenring, Sunday, June 20, 2021





3671 m.

## LIQUI MOLY MOTORRAD GRAND PRIX DEUTSCHLAND

## Warm Up

## Top Speed &amp; Average

26



Rider	Nation	Motorcycle	Top 5 speeds					Average	Top
5 Johann ZARCO	FRA	DUCATI	300.0	299.1	299.1	298.3	298.3	298.6	300.0
63 Francesco BAGNAIA	ITA	DUCATI	300.0	299.1	299.1	299.1	299.1	299.3	300.0
89 Jorge MARTIN	SPA	DUCATI	300.0	300.0	300.0	298.3	298.3	299.3	300.0
43 Jack MILLER	AUS	DUCATI	299.1	298.3	298.3	297.5	296.7	298.0	299.1
33 Brad BINDER	RSA	KTM	298.3	297.5	296.7	296.7	296.7	297.2	298.3
23 Enea BASTIANINI	ITA	DUCATI	297.5	297.5	297.5	296.7	296.7	297.0	297.5
20 Fabio QUARTARARO	FRA	YAMAHA	296.7	296.7	295.8	294.2	294.2	295.5	296.7
27 Iker LECUONA	SPA	KTM	296.7	295.0	295.0	295.0	294.2	294.8	296.7
41 Aleix ESPARGARO	SPA	APRILIA	296.7	295.8	295.8	295.8	295.0	295.8	296.7
73 Alex MARQUEZ	SPA	HONDA	296.7	295.8	295.8	295.0	294.2	295.0	296.7
10 Luca MARINI	ITA	DUCATI	295.8	295.8	295.0	295.0	294.2	294.8	295.8
42 Alex RINS	SPA	SUZUKI	295.8	294.2	294.2	292.6	291.8	293.7	295.8
44 Pol ESPARGARO	SPA	HONDA	295.8	295.8	295.8	295.0	295.0	295.4	295.8
88 Miguel OLIVEIRA	POR	KTM	295.8	295.8	295.0	293.4	293.4	294.3	295.8
93 Marc MARQUEZ	SPA	HONDA	295.8	295.8	295.0	295.0	295.0	295.2	295.8
36 Joan MIR	SPA	SUZUKI	295.0	294.2	294.2	293.4	293.4	293.9	295.0
12 Maverick VIÑALES	SPA	YAMAHA	294.2	293.4	293.4	293.4	293.4	293.5	294.2
30 Takaaki NAKAGAMI	JPN	HONDA	293.4	293.4	293.4	291.8	291.1	292.4	293.4
46 Valentino ROSSI	ITA	YAMAHA	293.4	293.4	292.6	291.8	291.8	292.4	293.4
9 Danilo PETRUCCI	ITA	KTM	292.6	291.8	291.8	291.8	291.8	292.0	292.6
32 Lorenzo SAVADORI	ITA	APRILIA	291.1	291.1	290.3	290.3	289.5	290.5	291.1
21 Franco MORBIDELLI	ITA	YAMAHA	289.5	288.7	288.7	288.0	288.0	288.4	289.5

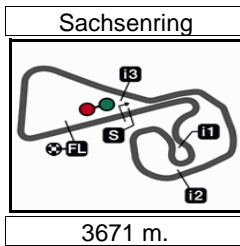
These data/results cannot be reproduced, stored and/or transmitted in whole or in part by any manner of electronic, mechanical, photocopying, recording, broadcasting or otherwise now known or herein after developed without the previous express consent by the copyright owner, except for reproduction in daily press and regular printed publications on sale to the public within 60 days of the event related to those data/results and always provided that copyright symbol appears together as follows below.

© DORNA, 2021

Official MotoGP Timing by TISSOT  
www.motogp.com



Sachsenring, Sunday, June 20, 2021



Results and timing service provided by TISSOT

MotoGP™

LIQUI MOLY MOTORRAD GRAND PRIX DEUTSCHLAND

Warm Up

Chronological Analysis of Performances

27

\* Lap / Sector time cancelled      **T1** Time from finish line to 1st intermediate      **T3** Time from 2nd intermed. to 3rd intermed.  
**P** Crossing the finish line in pit lane      **T2** Time from 1st intermed. to 2nd intermed.      **T4** Time from 3rd intermediate to finish line  
 \*\* Tyre data subject to further updates

Lap	Lap Time	T1	T2	T3	T4	Speed	Lap	Lap Time	T1	T2	T3	T4	Speed		
<b>1st</b>	<b>20</b>	<b>Fabio QUARTARARO</b> YAMAHA FRA Monster Energy Yamaha MotoGP						<b>3rd</b>	<b>30</b>	<b>Takaaki NAKAGAMI</b> HONDA JPN LCR Honda IDEMITSU					
Runs=2 Total laps=13 Full laps=8							Runs=2 Total laps=12 Full laps=8								
Run #	1	Front Tyre	Slick-Hard	Rear Tyre	Slick-Medium		Run #	1	Front Tyre	Slick-Medium	Rear Tyre	Slick-Soft			
		9 Laps at start			21 Laps at start				New Tyre			5 Laps at start			
1	2'29.524	20.307	25.552	20.240	21.941		1	2'03.593	21.449	25.789	21.169	22.031			
2	1'23.271 *	18.478	24.004	19.458*	21.331	291.8	2	<b>1'22.892</b>	18.771	23.720	19.299	21.102	287.2		
3	1'24.048 *	18.464	24.867*	19.372	21.345	291.1	3	1'21.828 *	18.268	23.671*	18.898	20.991	293.4		
4	<b>1'22.317</b>	18.175	23.728	19.175	21.239	293.4	4	<b>1'22.163</b>	18.292	23.324	19.494	21.053	291.1		
5	<b>1'22.247</b>	18.144	23.689	19.086	21.328	291.8	5	<b>1'22.220</b>	18.450	23.438	19.325	21.007	287.2		
6	<b>1'22.471</b>	18.179	23.767	19.236	21.289	292.6	6	<b>1'21.420</b>	18.275	23.365	18.858	20.922	291.8		
7	<b>1'22.402</b>	18.100	23.777	19.272	21.253	291.8	7	1'32.574 P	19.828	27.163	19.848	25.735	286.4		
8	1'26.742 P	18.230	23.841	19.244	25.427	294.2	<b>Run # 2</b> Front Tyre Slick-Medium Rear Tyre Slick-Soft								
		17 Laps at start			4 Laps at start				7 Laps at start			12 Laps at start			
9	2'31.843	21.660	24.880	19.658	21.226		8	4'17.053	24.561	25.051	19.748	21.249			
10	<b>1'23.018</b>	18.173	23.699	18.890	22.256	296.7	9	<b>1'22.694</b>	18.740	23.877	19.007	21.070	291.1		
11	<b>1'21.440</b>	17.972	23.488	19.041	20.939	296.7	10	<b>1'21.884</b>	18.434	23.737	18.869	20.844	287.2		
12	<b>1'21.341</b>	18.016	23.550	18.866	20.909	295.8	11	<b>1'21.553</b>	18.302	23.450	18.922	20.879	293.4		
13	<b>1'21.446</b>	18.012	23.528	18.923	20.983	294.2	12	<b>1'21.721</b>	18.248	23.523	18.961	20.989	293.4		
<b>2nd</b>	<b>44</b>	<b>PoI ESPARGARO</b> HONDA SPA Repsol Honda Team						<b>4th</b>	<b>36</b>	<b>Joan MIR</b> SUZUKI SPA Team SUZUKI ECSTAR					
Runs=3 Total laps=12 Full laps=7							Runs=2 Total laps=12 Full laps=9								
Run #	1	Front Tyre	Wet-Medium	Rear Tyre	Wet-Medium		Run #	1	Front Tyre	Slick-Hard	Rear Tyre	Slick-Medium			
		New Tyre			New Tyre				10 Laps at start			New Tyre			
1	1'57.471 P	20.974	27.936	22.829	27.624		1	1'38.236	20.070	25.624	20.315	22.222			
		5 Laps at start			1 Laps at start				14 Laps at start			4 Laps at start			
2	1'51.674	18.747	24.811	20.282	22.142		2	<b>1'25.081</b>	18.983	24.623	19.663	21.812	288.7		
3	1'25.437 *	18.603	25.035*	19.777	22.022	295.0	3	<b>1'22.783</b>	18.439	23.728	19.342	21.274	292.6		
4	<b>1'21.707</b>	18.216	23.523	19.018	20.950	294.2	4	1'28.736 P	18.790	25.209	19.439	25.298	288.7		
5	<b>1'21.404</b>	18.058	23.518	18.953	20.875	295.8	<b>Run # 2</b> Front Tyre Slick-Hard Rear Tyre Slick-Medium								
6	<b>1'21.774</b>	18.170	23.601	19.101	20.902	295.0			14 Laps at start			4 Laps at start			
7	<b>1'24.787</b>	18.207	24.732	19.768	22.080	292.6	5	4'32.432	20.795	24.283	19.500	21.141			
8	<b>1'21.952</b>	18.167	23.643	19.111	21.031	295.8	6	<b>1'22.228</b>	18.352	23.526	19.189	21.161	293.4		
9	<b>1'21.809</b>	18.178	23.619	19.045	20.967	295.0	7	<b>1'21.726</b>	18.209	23.489	19.075	20.953	293.4		
10	<b>1'21.939</b>	18.103	23.565	19.185	21.086	295.8	8	<b>1'21.627</b>	18.117	23.416	19.098	20.996	295.0		
11	1'37.433 P	22.382	28.351	20.401	26.299	279.0	9	<b>1'21.522</b>	18.052	23.348	19.091	21.031	293.4		
		15 Laps at start			11 Laps at start		10	<b>1'21.621</b>	18.087	23.434	19.054	21.046	294.2		
12	3'58.046	19.587	25.543	20.284	22.361		11	<b>1'24.378</b>	18.168	25.204	19.757	21.249	294.2		

**Fastest Lap:** Fabio QUARTARARO Monster Energy Yama FRA **1'21.341** 18.016 23.550 18.866 20.909

These data/results cannot be reproduced, stored and/or transmitted in whole or in part by any manner of electronic, mechanical, photocopying, recording, broadcasting or otherwise now known or herein after developed without the previous express consent by the copyright owner, except for reproduction in daily press and regular printed publications on sale to the public within 60 days of the event related to those data/results and always provided that copyright symbol appears together as follows below.  
 © DORNA, 2021



# Warm Up

# MotoGP

Lap	Lap Time	T1	T2	T3	T4	Speed	Lap	Lap Time	T1	T2	T3	T4	Speed	
<b>5th</b>	<b>21</b>	<b>Franco MORBIDELLI</b>				YAMAHA	ITA	8	<b>1'21.987</b>	18.243	23.499	19.111	21.134	298.3
		Petronas Yamaha SRT						9	<b>1'22.279</b>	18.305	23.502	19.258	21.214	298.3
		Runs=1		Total laps=15		Full laps=13		10	<b>1'21.761</b>	<b>18.141</b>	<b>23.428</b>	<b>19.072</b>	21.120	299.1
<b>Run #</b>	<b>1</b>	<b>Front Tyre</b>	<b>Slick-Hard</b>	<b>Rear Tyre</b>	<b>Slick-Medium</b>	<b>New Tyre</b>		11	<b>1'22.369</b>	18.184	23.503	19.476	21.206	<b>300.0</b>
		6 Laps at start						12	<b>1'22.010</b>	18.242	23.544	19.210	<b>21.014</b>	299.1
1	1'37.870	21.866	25.632	20.610	22.415			13	<b>1'22.035</b>	18.184	23.610	19.077	21.164	298.3
2	<b>1'25.144</b>	18.998	24.527	19.735	21.884	285.7		14	<b>1'22.035</b>	18.185	23.511	19.140	21.199	299.1
3	<b>1'22.919</b>	18.511	23.773	19.259	21.376	284.9								
4	<b>1'23.525</b>	18.535	24.713	19.230	21.047	288.0								
5	<b>1'21.847</b>	18.257	23.490	<b>19.081</b>	21.019	288.0								
6	<b>1'21.648</b>	<b>18.130</b>	<b>23.383</b>	19.167	20.968	288.0								
7	<b>1'29.484</b>	20.936	27.640	19.574	21.334	288.7								
8	<b>1'22.137</b>	18.311	23.532	19.257	21.037	288.7								
9	<b>1'22.006</b>	18.304	23.520	19.238	<b>20.944</b>	<b>289.5</b>								
10	<b>1'22.262</b>	18.212	23.594	19.424	21.032	288.0								
11	<b>1'22.048</b>	18.286	23.571	19.142	21.049	287.2								
12	<b>1'40.570</b>	23.279	29.465	22.716	25.110	287.2								
13	<b>1'22.470</b>	18.500	23.701	19.233	21.036	286.4								
14	<b>1'22.548</b>	18.364	23.638	19.367	21.179	288.0								
15	2'28.920	P 25.192	27.460	23.740	1'12.528	284.2								
<b>6th</b>	<b>12</b>	<b>Maverick VIÑALES</b>				YAMAHA	SPA							
		Monster Energy Yamaha MotoGP												
		Runs=1		Total laps=15		Full laps=12								
<b>Run #</b>	<b>1</b>	<b>Front Tyre</b>	<b>Slick-Medium</b>	<b>Rear Tyre</b>	<b>Slick-Medium</b>	<b>New Tyre</b>								
1	1'28.438	19.428	24.580	19.925	21.647									
2	<b>1'22.365</b>	18.457	23.550	19.231	21.127	290.3								
3	1'21.988	*	18.195	23.537*	19.093	291.8								
4	<b>1'21.968</b>	18.156	23.658	19.100	21.054	293.4								
5	<b>1'21.736</b>	18.228	23.508	19.001	<b>20.999</b>	291.8								
6	<b>1'23.456</b>	18.242	23.468	19.636	22.110	291.8								
7	<b>1'22.082</b>	18.329	23.537	19.080	21.136	<b>294.2</b>								
8	<b>1'22.468</b>	18.225	<b>23.440</b>	19.244	21.559	292.6								
9	<b>1'21.816</b>	18.142	23.512	19.069	21.093	293.4								
10	<b>1'21.837</b>	18.228	23.503	<b>18.991</b>	21.115	292.6								
11	<b>1'21.874</b>	<b>18.107</b>	23.567	19.114	21.086	292.6								
12	<b>1'24.968</b>	20.294	24.118	19.281	21.275	293.4								
13	<b>1'22.190</b>	18.249	23.575	19.176	21.190	293.4								
14	<b>1'21.984</b>	18.170	23.573	19.168	21.073	293.4								
15	1'23.013	*	18.111	23.462	19.248	22.192*		293.4						
<b>9th</b>	<b>89</b>	<b>Jorge MARTIN</b>				DUCATI	SPA							
		Pramac Racing												
		Runs=2		Total laps=10		Full laps=6								
<b>Run #</b>	<b>1</b>	<b>Front Tyre</b>	<b>Slick-Medium</b>	<b>Rear Tyre</b>	<b>Slick-Soft</b>	<b>New Tyre</b>								
		8 Laps at start						4 Laps at start						
1	2'01.021	20.810	26.415	20.691	22.129									
2	<b>1'23.572</b>	18.704	23.994	19.403	21.471	294.2								
3	1'26.873	*	18.532	24.274*	19.477	297.5								
4	<b>1'22.144</b>	18.447	23.691	<b>18.984</b>	21.022	<b>300.0</b>								
5	<b>1'21.870</b>	<b>18.148</b>	23.746	18.989	20.987	300.0								
6	1'30.788	P	18.258	25.132	21.517	25.881		298.3						
<b>Run #</b>	<b>2</b>	<b>Front Tyre</b>	<b>Slick-Medium</b>	<b>Rear Tyre</b>	<b>Slick-Soft</b>	<b>New Tyre</b>								
		14 Laps at start						10 Laps at start						
7	6'49.386	21.921	25.402	19.840	23.607									
8	<b>1'22.685</b>	18.497	23.921	19.163	21.104	298.3								
9	<b>1'22.232</b>	18.210	23.743	19.161	21.118	300.0								
10	<b>1'21.900</b>	18.217	<b>23.676</b>	19.055	<b>20.952</b>	294.2								
<b>10th</b>	<b>41</b>	<b>Aleix ESPARGARO</b>				APRILIA	SPA							
		Aprilia Racing Team Gresini												
		Runs=2		Total laps=11		Full laps=9								
<b>Run #</b>	<b>1</b>	<b>Front Tyre</b>	<b>Slick-Hard</b>	<b>Rear Tyre</b>	<b>Slick-Soft</b>	<b>New Tyre</b>								
		7 Laps at start						3 Laps at start						
1	1'37.958	20.232	25.339	20.278	21.867									
2	1'26.707	*	19.583	24.544	20.052*	22.528		288.0						
	<b>unfinished</b>	18.371						291.1						

**Fastest Lap:** Fabio QUARTARARO Monster Energy Yama FRA **1'21.341** 18.016 23.550 18.866 20.909

These data/results cannot be reproduced, stored and/or transmitted in whole or in part by any manner of electronic, mechanical, photocopying, recording, broadcasting or otherwise now known or herein after developed without the previous express consent by the copyright owner, except for reproduction in daily press and regular printed publications on sale to the public within 60 days of the event related to those data/results and always provided that copyright symbol appears together as follows below.  
© DORNA, 2021

Official MotoGP Timing by TISSOT  
www.motogp.com

Sachsenring, Sunday, June 20, 2021

Page 2 of 5



# Warm Up

# MotoGP

Lap	Lap Time	T1	T2	T3	T4	Speed	Lap	Lap Time	T1	T2	T3	T4	Speed	
Run # 2	Front Tyre	Slick-Medium		Rear Tyre	Slick-Soft		1	1'56.820	P	20.234	26.548	22.393	26.889	
		New Tyre			4 Laps at start		Run # 2	Front Tyre	Slick-Medium		Rear Tyre	Slick-Medium		
3	1'29.600	22.151	25.587	20.124	21.738				New Tyre			13 Laps at start		
4	1'22.606	18.517	23.972	19.156	20.961		2	1'51.283	20.028	25.779	20.232	22.123		
5	1'21.966	18.269	23.793	18.984	20.920		3	1'28.737	P	19.058	24.711*	19.705	25.263	289.5
6	1'21.967	18.270	23.693	18.961	21.043		Run # 3	Front Tyre	Slick-Medium		Rear Tyre	Slick-Medium		
7	1'38.874	30.200	26.889	19.812	21.973				5 Laps at start			4 Laps at start		
8	1'22.719	18.566	24.057	19.183	20.913		4	8'34.062	20.246	27.303	19.724	21.163		
9	1'22.180	18.279	23.825	19.159	20.917		5	1'22.258	18.455	23.668	19.116	21.019	294.2	
10	1'21.874	18.209	23.749	19.001	20.915		6	1'21.981	18.222	23.591	19.103	21.065		

**11th 46 Valentino ROSSI** YAMAHA ITA  
 Petronas Yamaha SRT  
 Runs=1 Total laps=14 Full laps=12

Run #	Front Tyre	Slick-Hard	Rear Tyre	Slick-Medium	Speed
1	2'12.028	19.623	25.000	20.464	22.051
2	1'24.042	18.830	24.155	19.648	21.409
3	1'22.939 *	18.438	23.929*	19.432	21.140
4	1'22.223	18.296	23.663	19.281	20.983
5	1'22.107	18.259	23.575	19.265	21.008
6	1'22.185	18.217	23.472	19.436	21.060
7	1'21.961	18.168	23.575	19.063	21.155
8	1'22.185	18.359	23.519	19.072	21.235
9	1'21.895	18.207	23.519	19.176	20.993
10	1'21.880	18.140	23.547	19.119	21.074
11	1'39.465	25.160	31.687	21.136	21.482
12	1'22.420	18.428	23.734	19.227	21.031
13	1'21.995	18.195	23.562	19.205	21.033
14	1'22.089	18.133	23.529	19.155	21.272

**12th 88 Miguel OLIVEIRA** KTM POR  
 Red Bull KTM Factory Racing  
 Runs=1 Total laps=14 Full laps=11

Run #	Front Tyre	Slick-Medium	Rear Tyre	Slick-Medium	Speed
1	2'08.021	20.626	25.463	20.615	22.936
2	1'24.181	18.931	24.343	19.390	21.517
3	1'23.968 *	18.754	24.592*	19.341	21.281
4	1'22.326	18.372	23.788	19.105	21.061
5	1'22.174	18.428	23.683	19.006	21.057
6	1'21.952	18.424	23.612	18.954	20.962
7	1'22.174	18.315	23.699	19.014	21.146
8	1'22.076	18.286	23.713	19.000	21.077
9	1'29.705 *	22.511	25.066	19.534	22.594*
10	1'22.563	18.393	23.757	19.317	21.096
11	1'22.340	18.414	23.751	19.101	21.074
12	1'22.166	18.371	23.684	19.069	21.042
13	1'29.412	20.984	28.113	19.184	21.131
14	1'22.209	18.368	23.585	19.127	21.129

**13th 42 Alex RINS** SUZUKI SPA  
 Team SUZUKI ECSTAR  
 Runs=3 Total laps=9 Full laps=4

Run #	Front Tyre	Wet-Medium	Rear Tyre	Wet-Medium	Speed
1	Front Tyre	Wet-Medium		Rear Tyre	Wet-Medium
		New Tyre			New Tyre

**14th 10 Luca MARINI** DUCATI ITA  
 SKY VR46 Avintia  
 Runs=1 Total laps=14 Full laps=12

Run #	Front Tyre	Slick-Medium	Rear Tyre	Slick-Medium	Speed
1	2'14.491	19.752	25.419	20.449	22.251
2	1'24.169	18.757	24.221	19.658	21.533
3	1'23.741 *	18.526	24.252*	19.533	21.430
4	1'22.902	18.388	23.838	19.364	21.312
5	1'22.783	18.288	23.826	19.348	21.321
6	1'22.340	18.147	23.755	19.322	21.116
7	1'22.270	18.138	23.620	19.246	21.266
8	1'33.919	20.677	27.995	21.120	24.127
9	1'22.373	18.438	23.684	19.132	21.119
10	1'22.158	18.214	23.637	19.259	21.048
11	1'35.097	21.165	26.140	20.592	27.200
12	1'22.948	18.359	23.961	19.418	21.210
13	1'22.502	18.126	23.690	19.303	21.383
14	1'31.706	20.396	26.113	21.468	23.729

**15th 9 Danilo PETRUCCI** KTM ITA  
 Tech 3 KTM Factory Racing  
 Runs=1 Total laps=14 Full laps=12

Run #	Front Tyre	Slick-Hard	Rear Tyre	Slick-Medium	Speed
1	2'04.502	21.327	25.686	21.714	22.152
2	1'22.874	18.547	23.860	19.255	21.212
3	1'22.789 *	18.432	23.920*	19.276	21.161
4	1'22.515	18.364	23.714	19.143	21.294
5	1'22.419	18.346	23.698	19.149	21.226
6	1'22.794	18.341	23.757	19.233	21.463
7	1'22.343	18.333	23.689	19.155	21.166
8	1'27.296	23.029	24.013	19.161	21.093
9	1'22.658	18.396	23.780	19.243	21.239
10	1'29.585	20.392	28.407	19.604	21.182
11	1'22.431	18.352	23.747	19.197	21.135
12	1'22.212	18.275	23.653	19.221	21.063
13	1'39.764	23.988	30.652	21.417	23.707
14	1'33.884	21.263	26.822	20.970	24.829

**Fastest Lap:** Fabio QUARTARARO Monster Energy Yama FRA 1'21.341 18.016 23.550 18.866 20.909

These data/results cannot be reproduced, stored and/or transmitted in whole or in part by any manner of electronic, mechanical, photocopying, recording, broadcasting or otherwise now known or herein after developed without the previous express consent by the copyright owner, except for reproduction in daily press and regular printed publications on sale to the public within 60 days of the event related to those data/results and always provided that copyright symbol appears together as follows below.  
 © DORNA, 2021

Official MotoGP Timing by TISSOT  
 www.motogp.com



# Warm Up

# MotoGP

Lap	Lap Time	T1	T2	T3	T4	Speed	Lap	Lap Time	T1	T2	T3	T4	Speed	
<b>16th</b>	<b>5</b>	<b>Johann ZARCO</b>				DUCATI	FRA	7	1'58.545	25.114	25.260	20.398	24.099	
		Pramac Racing						8	<b>1'24.912</b>	18.925	24.918	19.364	21.705	285.7
		Runs=1 Total laps=15 Full laps=14						9	<b>1'27.509</b>	20.885	24.250	20.968	21.406	288.0
<b>Run #</b>	<b>1</b>	<b>Front Tyre</b>	<b>Slick-Medium</b>	<b>Rear Tyre</b>	<b>Slick-Medium</b>		10	<b>1'23.457</b>	18.688	24.054	19.527	<b>21.188</b>	288.7	
		8 Laps at start				6 Laps at start		11	<b>1'23.252</b>	18.548	23.967	19.352	21.385	290.3
1	1'41.658	19.239	25.805	20.549	22.274		12	1'35.503 P	21.967	27.034	20.261	26.241	288.0	
2	<b>1'24.215</b>	18.657	24.140	19.426	21.992	288.7	<b>Run #</b>	<b>3</b>	<b>Front Tyre</b>	<b>Slick-Medium</b>	<b>Rear Tyre</b>	<b>Slick-Soft</b>		
3	<b>1'22.414</b>	18.373	<b>23.696</b>	19.209	<b>21.136</b>	297.5			7 Laps at start				6 Laps at start	
4	<b>1'24.119</b>	18.252	24.741	19.694	21.432	296.7	13	2'45.401	23.025	26.026	23.059	23.219		
5	<b>1'22.296</b>	<b>18.194</b>	23.759	19.199	21.144	298.3	<b>19th</b>	<b>33</b>	<b>Brad BINDER</b>				KTM	RSA
6	<b>1'22.358</b>	18.198	23.790	<b>19.160</b>	21.210	299.1			Red Bull KTM Factory Racing					
7	<b>1'22.547</b>	18.205	23.849	19.272	21.221	298.3			Runs=2 Total laps=13 Full laps=9					
8	<b>1'22.860</b>	18.302	23.861	19.422	21.275	298.3	<b>Run #</b>	<b>1</b>	<b>Front Tyre</b>	<b>Slick-Hard</b>	<b>Rear Tyre</b>	<b>Slick-Medium</b>		
9	<b>1'30.155</b>	21.737	25.666	20.631	22.121	298.3			18 Laps at start				13 Laps at start	
10	<b>1'22.796</b>	18.363	23.927	19.360	21.146	298.3	1	2'02.906	20.449	36.023	21.400	22.197		
11	<b>1'23.239</b>	18.278	23.931	19.563	21.467	298.3	2	<b>1'24.101</b>	18.873	24.189	19.751	21.288	294.2	
12	<b>1'24.360</b>	18.220	24.081	20.161	21.898	<b>300.0</b>	3	1'22.707 *	18.342	24.007*	<b>19.191</b>	21.167	294.2	
13	<b>1'23.401</b>	18.374	24.225	19.499	21.303	298.3	4	<b>1'22.698</b>	18.364	23.775	19.357	21.202	295.8	
14	<b>1'25.270</b>	18.486	25.611	19.855	21.318	296.7	5	<b>1'22.455</b>	18.239	<b>23.675</b>	19.358	21.183	295.8	
15	<b>1'22.954</b>	18.260	23.990	19.495	21.209	299.1	6	<b>1'22.569</b>	18.250	23.726	19.451	21.142	296.7	
<b>17th</b>	<b>23</b>	<b>Enea BASTIANINI</b>				DUCATI	ITA	7	<b>1'22.535</b>	18.222	23.835	19.393	21.085	296.7
		Avintia Esponsorama						8	1'35.568 P	20.911	29.814	19.771	25.072	295.0
		Runs=2 Total laps=14 Full laps=10					<b>Run #</b>	<b>2</b>	<b>Front Tyre</b>	<b>Slick-Hard</b>	<b>Rear Tyre</b>	<b>Slick-Medium</b>		
<b>Run #</b>	<b>1</b>	<b>Front Tyre</b>	<b>Slick-Soft</b>	<b>Rear Tyre</b>	<b>Slick-Soft</b>				18 Laps at start				21 Laps at start	
		5 Laps at start				5 Laps at start	9	3'28.396	21.652	25.545	19.949	21.599		
1	1'52.908	19.739	25.571	21.952	22.876		10	<b>1'24.857</b>	19.301	24.585	19.706	21.265	295.0	
2	<b>1'25.794</b>	18.615	24.183	21.409	21.587	293.4	11	<b>1'22.718</b>	18.274	23.887	19.378	21.179	296.7	
3	1'23.506 *	18.442	24.122*	19.480	21.462	291.8	12	<b>1'22.442</b>	18.166	23.790	19.323	21.163	297.5	
4	1'26.387 P	18.416	23.912	19.461	24.598	290.3	13	<b>1'22.367</b>	<b>18.164</b>	23.895	19.254	<b>21.054</b>	<b>298.3</b>	
<b>Run #</b>	<b>2</b>	<b>Front Tyre</b>	<b>Slick-Hard</b>	<b>Rear Tyre</b>	<b>Slick-Medium</b>	<b>New Tyre</b>	<b>20th</b>	<b>43</b>	<b>Jack MILLER</b>				DUCATI	AUS
		4 Laps at start							Ducati Lenovo Team					
5	1'53.471	20.431	24.591	19.883	22.273				Runs=2 Total laps=10 Full laps=6					
6	<b>1'23.186</b>	18.491	23.931	19.469	21.295	296.7	<b>Run #</b>	<b>1</b>	<b>Front Tyre</b>	<b>Slick-Medium</b>	<b>Rear Tyre</b>	<b>Slick-Medium</b>		
7	<b>1'22.453</b>	<b>18.207</b>	23.800	19.288	21.158	<b>297.5</b>			5 Laps at start				15 Laps at start	
8	<b>1'23.324</b>	18.270	<b>23.681</b>	19.301	22.072	297.5	1	2'00.556	19.256	26.663	21.048	22.070		
9	<b>1'22.736</b>	18.293	23.939	19.345	21.159	296.7	2	<b>1'23.939</b>	18.565	24.269	19.665	21.440	294.2	
10	<b>1'22.625</b>	18.271	23.776	19.317	21.261	296.7	3	1'23.175 *	18.246	24.043*	19.558	21.328	295.8	
11	<b>1'28.829</b>	19.172	24.842	20.039	24.776	295.0	4	<b>1'22.543</b>	18.111	23.776	19.399	21.257	296.7	
12	<b>1'32.515</b>	21.336	27.229	20.104	23.846	297.5	5	<b>1'32.076</b>	18.139	23.760	24.835	25.342	298.3	
13	<b>1'22.337</b>	18.344	23.774	<b>19.133</b>	<b>21.086</b>	296.7	6	1'27.572 P	18.330	23.830	19.806	25.606	295.8	
14	<b>1'23.794</b>	18.263	23.719	19.940	21.872	291.8	<b>Run #</b>	<b>2</b>	<b>Front Tyre</b>	<b>Slick-Medium</b>	<b>Rear Tyre</b>	<b>Slick-Medium</b>		
<b>18th</b>	<b>32</b>	<b>Lorenzo SAVADORI</b>				APRILIA	ITA			11 Laps at start				21 Laps at start
		Aprilia Racing Team Gresini								Runs=3 Total laps=13 Full laps=7				
<b>Run #</b>	<b>1</b>	<b>Front Tyre</b>	<b>Slick-Medium</b>	<b>Rear Tyre</b>	<b>Slick-Soft</b>		7	7'01.944	23.068	24.987	19.673	21.425		
		1 Laps at start				New Tyre	8	<b>1'22.404</b>	18.165	<b>23.695</b>	<b>19.353</b>	21.191	298.3	
1	1'38.382	21.349	26.533	20.395	22.088		9	<b>1'22.532</b>	18.144	23.724	19.529	<b>21.135</b>	297.5	
2	<b>1'26.542</b>	19.289	24.499	20.029	22.725	288.0	10	<b>1'22.566</b>	<b>18.055</b>	23.760	19.403	21.348	<b>299.1</b>	
3	<b>1'22.430</b>	18.435	23.659	<b>19.095</b>	21.241	289.5	<b>21st</b>	<b>73</b>	<b>Alex MARQUEZ</b>				HONDA	SPA
4	1'25.299 *	18.472	25.602	19.652	21.573*	<b>291.1</b>			LCR Honda CASTROL					
5	<b>1'22.342</b>	<b>18.365</b>	<b>23.617</b>	19.161	21.199	290.3			Runs=2 Total laps=14 Full laps=11					
6	1'31.068 P	19.125	25.539	20.472	25.932	291.1	<b>Run #</b>	<b>1</b>	<b>Front Tyre</b>	<b>Slick-Medium</b>	<b>Rear Tyre</b>	<b>Slick-Medium</b>		
<b>Run #</b>	<b>2</b>	<b>Front Tyre</b>	<b>Slick-Hard</b>	<b>Rear Tyre</b>	<b>Slick-Soft</b>				7 Laps at start				21 Laps at start	
		4 Laps at start				4 Laps at start	1	1'39.044	19.882	25.994	20.883	22.544		
1	1'38.382	21.349	26.533	20.395	22.088		2	1'30.017 P	19.701	24.679	20.014	25.623	290.3	
2	<b>1'26.542</b>	19.289	24.499	20.029	22.725	288.0								
3	<b>1'22.430</b>	18.435	23.659	<b>19.095</b>	21.241	289.5								
4	1'25.299 *	18.472	25.602	19.652	21.573*	<b>291.1</b>								
5	<b>1'22.342</b>	<b>18.365</b>	<b>23.617</b>	19.161	21.199	290.3								
6	1'31.068 P	19.125	25.539	20.472	25.932	291.1								

**Fastest Lap:** Fabio QUARTARARO Monster Energy Yama FRA **1'21.341** 18.016 23.550 18.866 20.909

These data/results cannot be reproduced, stored and/or transmitted in whole or in part by any manner of electronic, mechanical, photocopying, recording, broadcasting or otherwise now known or herein after developed without the previous express consent by the copyright owner, except for reproduction in daily press and regular printed publications on sale to the public within 60 days of the event related to those data/results and always provided that copyright symbol appears together as follows below.  
© DORNA, 2021



# Warm Up

# MotoGP

Lap	Lap Time	T1	T2	T3	T4	Speed	Lap	Lap Time	T1	T2	T3	T4	Speed
<b>Run # 2</b>	<i>Front Tyre</i>	<b>Slick-Hard</b>			<i>Rear Tyre</i>	<b>Slick-Medium</b>							
		9 Laps at start			12 Laps at start								
3	1'56.585 *	19.808	25.380*	19.950	21.879								
4	<b>1'24.476</b>	19.375	24.197	19.413	21.491	293.4							
5	<b>1'22.845</b>	18.473	23.817	19.265	21.290	292.6							
6	<b>1'22.776</b>	18.441	23.723	19.278	21.334	293.4							
7	<b>1'22.586</b>	18.359	23.754	19.218	21.255	294.2							
8	<b>1'22.689</b>	18.369	23.715	19.225	21.380	294.2							
9	<b>1'22.800</b>	18.359	23.696	19.396	21.349	294.2							
10	<b>1'22.791</b>	18.398	23.799	19.227	21.367	294.2							
11	<b>1'22.628</b>	18.419	23.679	19.205	21.325	295.8							
12	<b>1'22.751</b>	18.433	23.760	19.194	21.364	295.8							
13	<b>1'22.721</b>	18.448	23.793	19.220	21.260	295.0							
14	<b>1'22.536</b>	18.351	23.723	19.246	21.216	296.7							

**22nd 27** **Iker LECUONA** KTM SPA  
Tech 3 KTM Factory Racing

Runs=1 Total laps=15 Full laps=13

Run #	1	Front Tyre	Slick-Hard	Rear Tyre	Slick-Medium			
		8 Laps at start			16 Laps at start			
1	1'53.044	20.652	25.401	20.934	22.929			
2	<b>1'24.439</b>	18.796	24.218	19.897	21.528	288.7		
3	1'25.044 *	18.604	24.680*	20.208	21.552*	292.6		
4	<b>1'23.033</b>	18.490	23.752	19.330	21.461	291.8		
5	<b>1'22.949</b>	18.427	23.929	19.363	21.230	295.0		
6	<b>1'22.855</b>	18.421	24.045	19.285	21.104	294.2		
7	<b>1'23.002</b>	18.351	23.964	19.396	21.291	294.2		
8	<b>1'23.118</b>	18.393	24.168	19.256	21.301	294.2		
9	<b>1'23.040</b>	18.438	23.956	19.343	21.303	293.4		
10	<b>1'22.891</b>	18.367	23.884	19.360	21.280	292.6		
11	<b>1'23.285</b>	18.446	23.993	19.499	21.347	293.4		
12	<b>1'23.294</b>	18.462	24.061	19.453	21.318	294.2		
13	<b>1'23.194</b>	18.393	24.056	19.468	21.277	295.0		
14	<b>1'23.080</b>	18.396	24.058	19.458	21.168	295.0		
15	<b>1'23.026</b>	18.403	23.954	19.453	21.216	296.7		

**Fastest Lap:** Fabio QUARTARARO Monster Energy Yama FRA **1'21.341** 18.016 23.550 18.866 20.909

These data/results cannot be reproduced, stored and/or transmitted in whole or in part by any manner of electronic, mechanical, photocopying, recording, broadcasting or otherwise now known or herein after developed without the previous express consent by the copyright owner, except for reproduction in daily press and regular printed publications on sale to the public within 60 days of the event related to those data/results and always provided that copyright symbol appears together as follows below.  
© DORNA, 2021

Official MotoGP Timing by **TISSOT**  
www.motogp.com

**Sachsenring, Sunday, June 20, 2021**

Page 5 of 5



## LIQUI MOLY MOTORRAD GRAND PRIX DEUTSCHLAND

## Official Starting Grid

3671 m.

Race : 30 laps = 110.13 km

28

1	1 1'20.236 5 Johann ZARCO Ducati	2 1'20.247 20 Fabio QUARTARARO Yamaha	3 1'20.447 41 Aleix ESPARGARO Aprilia
2	4 1'20.508 43 Jack MILLER Ducati	5 1'20.567 93 Marc MARQUEZ Honda	6 1'20.589 88 Miguel OLIVEIRA KTM
3	7 1'20.617 89 Jorge MARTIN Ducati	8 1'20.659 44 Pol ESPARGARO Honda	9 1'20.810 30 Takaaki NAKAGAMI Honda
4	10 1'20.811 63 Francesco BAGNAIA Ducati	11 1'20.949 42 Alex RINS Suzuki	12 1'21.135 73 Alex MARQUEZ Honda
5	13 1'20.736 33 Brad BINDER KTM	14 1'20.864 10 Luca MARINI Ducati	15 1'20.972 46 Valentino ROSSI Yamaha
6	16 1'21.014 36 Joan MIR Suzuki	17 1'21.091 21 Franco MORBIDELLI Yamaha	18 1'20.953 23 Enea BASTIANINI Ducati
7	19 1'21.137 9 Danilo PETRUCCI KTM	20 1'21.154 27 Iker LECUONA KTM	21 1'21.165 12 Maverick VIÑALES Yamaha
8	22 1'21.411 32 Lorenzo SAVADORI Aprilia		

FIM MotoGP Stewards grid penalty for rider #23

The results are provisional until the end of the limit for protest and appeals and until the ratification of the Event Management Committee.

Time limit for protest expires 60' at the latest after publication of the results - ..... Time: .....

These data/results cannot be reproduced, stored and/or transmitted in whole or in part by any manner of electronic, mechanical, photocopying, recording, broadcasting or otherwise now known or herein after developed without the previous express consent of the copyright owner, except for reproduction in daily press and regular printed publications on sale to the public within 60 days of the event related to those data/results and always provided that copyright symbol appears together as follows below.

© DORNA, 2021


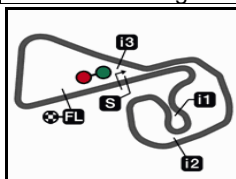
Official MotoGP Timing by TISSOT  
www.motogp.com

Sachsenring, Sunday, June 20, 2021





Sachsenring

Results and timing service provided by  TISSOT

3671 m.

## LIQUI MOLY MOTORRAD GRAND PRIX DEUTSCHLAND

Warm Up

## Best Partial Times

MotoGP™

*IT* Ideal Lap Time, sum of the best partial times*BT* Best Lap Time


<i>T1</i>		<i>T2</i>		<i>T3</i>		<i>T4</i>				<i>IT</i>	<i>BT</i>	
Pos	Rider	Time	Rider	Time	Rider	Time	Rider	Time	Pos	Rider	<i>IT</i>	<i>BT</i>
1	F.QUARTARARO	17.972	T.NAKAGAMI	23.324	T.NAKAGAMI	18.858	T.NAKAGAMI	20.844	1	F.QUARTARAR	1'21.235	1'21.341 (1)
2	J.MIR	18.052	J.MIR	23.348	F.QUARTARARO	18.866	P.ESPARGARO	20.875	2	T.NAKAGAMI	1'21.274	1'21.420 (3)
3	J.MILLER	18.055	F.MORBIDELLI	23.383	P.ESPARGARO	18.953	F.QUARTARARO	20.909	3	P.ESPARGAR	1'21.404	1'21.404 (2)
4	P.ESPARGARO	18.058	F.BAGNAIA	23.428	M.OLIVEIRA	18.954	A.ESPARGARO	20.913	4	J.MIR	1'21.407	1'21.522 (4)
5	M.MARQUEZ	18.096	M.VIÑALES	23.440	A.ESPARGARO	18.961	F.MORBIDELLI	20.944	5	M.VIÑALES	1'21.537	1'21.736 (6)
6	M.VIÑALES	18.107	A.RINS	23.471	J.MARTIN	18.984	J.MARTIN	20.952	6	F.MORBIDELLI	1'21.538	1'21.648 (5)
7	A.RINS	18.120	V.ROSSI	23.472	M.VIÑALES	18.991	J.MIR	20.953	7	V.ROSSI	1'21.651	1'21.880 (11)
8	L.MARINI	18.126	F.QUARTARARO	23.488	J.MIR	19.054	M.OLIVEIRA	20.962	8	F.BAGNAIA	1'21.655	1'21.761 (7)
9	F.MORBIDELLI	18.130	P.ESPARGARO	23.518	V.ROSSI	19.063	V.ROSSI	20.983	9	A.RINS	1'21.692	1'21.981 (13)
10	V.ROSSI	18.133	M.MARQUEZ	23.579	F.BAGNAIA	19.072	M.VIÑALES	20.999	10	J.MARTIN	1'21.760	1'21.870 (9)
11	F.BAGNAIA	18.141	M.OLIVEIRA	23.585	F.MORBIDELLI	19.081	F.BAGNAIA	21.014	11	A.ESPARGAR	1'21.776	1'21.874 (10)
12	J.MARTIN	18.148	L.SAVADORI	23.617	A.RINS	19.082	A.RINS	21.019	12	M.OLIVEIRA	1'21.787	1'21.952 (12)
13	B.BINDER	18.164	L.MARINI	23.620	L.SAVADORI	19.095	M.MARQUEZ	21.041	13	M.MARQUEZ	1'21.859	1'21.859 (8)
14	J.ZARCO	18.194	D.PETRUCCI	23.653	L.MARINI	19.132	L.MARINI	21.048	14	L.MARINI	1'21.926	1'22.158 (14)
15	E.BASTIANINI	18.207	B.BINDER	23.675	E.BASTIANINI	19.133	B.BINDER	21.054	15	B.BINDER	1'22.084	1'22.367 (19)
16	A.ESPARGARO	18.209	J.MARTIN	23.676	D.PETRUCCI	19.143	D.PETRUCCI	21.063	16	E.BASTIANINI	1'22.107	1'22.337 (17)
17	T.NAKAGAMI	18.248	A.MARQUEZ	23.679	M.MARQUEZ	19.143	E.BASTIANINI	21.086	17	D.PETRUCCI	1'22.134	1'22.212 (15)
18	D.PETRUCCI	18.275	E.BASTIANINI	23.681	J.ZARCO	19.160	I.LECUONA	21.104	18	J.ZARCO	1'22.186	1'22.296 (16)
19	M.OLIVEIRA	18.286	A.ESPARGARO	23.693	B.BINDER	19.191	J.MILLER	21.135	19	J.MILLER	1'22.238	1'22.404 (20)
20	I.LECUONA	18.351	J.MILLER	23.695	A.MARQUEZ	19.194	J.ZARCO	21.136	20	L.SAVADORI	1'22.265	1'22.342 (18)
21	A.MARQUEZ	18.351	J.ZARCO	23.696	I.LECUONA	19.256	L.SAVADORI	21.188	21	A.MARQUEZ	1'22.440	1'22.536 (21)
22	L.SAVADORI	18.365	I.LECUONA	23.752	J.MILLER	19.353	A.MARQUEZ	21.216	22	I.LECUONA	1'22.463	1'22.855 (22)

These data/results cannot be reproduced, stored and/or transmitted in whole or in part by any manner of electronic, mechanical, photocopying, recording, broadcasting or otherwise now known or herein after developed without the previous express consent by the copyright owner, except for reproduction in daily press and regular printed publications on sale to the public within 60 days of the event related to those data/results and always provided that copyright symbol appears together as follows below.  
© DORNA, 2021


Official MotoGP Timing by TISSOT  
www.motogp.com



Sachsenring

Results and timing service provided by **MotoGP™****LIQUI MOLY MOTORRAD GRAND PRIX DEUTSCHLAND****Warm Up****Fastest Laps Sequence**

3671 m.

<i>Practice Time</i>	 <i>Rider</i>	<i>Nation</i>	<i>Motorcycle</i>	<i>Time</i>	<i>Km/h</i>	<i>Rider's Lap</i>
<b>2'50.803</b>	12 <b>Maverick VIÑALES</b>	SPA	YAMAHA	<b>1'22.365</b>	160.4	2
<b>5'34.759</b>	12 <b>Maverick VIÑALES</b>	SPA	YAMAHA	<b>1'21.968</b>	161.2	4
<b>6'36.289</b>	44 <b>PoI ESPARGARO</b>	SPA	HONDA	<b>1'21.707</b>	161.7	4
<b>7'57.693</b>	44 <b>PoI ESPARGARO</b>	SPA	HONDA	<b>1'21.404</b>	162.3	5
<b>18'50.664</b>	20 <b>Fabio QUARTARARO</b>	FRA	YAMAHA	<b>1'21.341</b>	162.4	12

These data/results cannot be reproduced, stored and/or transmitted in whole or in part by any manner of electronic, mechanical, photocopying, recording, broadcasting or otherwise now known or herein after developed without the previous express consent by the copyright owner, except for reproduction in daily press and regular printed publications on sale to the public within 60 days of the event related to those data/results and always provided that copyright symbol appears together as follows below.

© DORNA, 2021

Official MotoGP Timing by **TISSOT**  
www.motogp.com

**Sachsenring, Sunday, June 20, 2021**