

4318 m.

MICHELIN® GRAND PRIX OF STYRIA
Free Practice Nr. 3
Classification

10

	Rider	Nation	Team	Motorcycle	Time	Lap	Total	Gap	Top Speed
1	71 Ayumu SASAKI	JPN	Red Bull KTM Tech 3	KTM	1'35.933	6	6		220.8
2	5 Jaume MASIA	SPA	Red Bull KTM Ajo	KTM	1'35.968	17	19	0.035 0.035	219.9
3	12 Filip SALAC	CZE	CarXpert PruestelGP	KTM	1'35.987	15	15	0.054 0.019	219.5
4	52 Jeremy ALCOBA	SPA	Indonesian Racing Gresini Moto3	HONDA	1'36.118	16	16	0.185 0.131	218.6
5	37 Pedro ACOSTA	SPA	Red Bull KTM Ajo	KTM	1'36.149	15	19	0.216 0.031	217.3
6	28 Izan GUEVARA	SPA	SANTANDER Consumer GASGAS	GASGAS	1'36.150	18	18	0.217 0.001	221.7
7	17 John MCPHEE	GBR	Petronas Sprinta Racing	HONDA	1'36.159	14	14	0.226 0.009	214.2
8	11 Sergio GARCIA	SPA	SANTANDER Consumer GASGAS	GASGAS	1'36.188	18	19	0.255 0.029	215.5
9	40 Darryn BINDER	RSA	Petronas Sprinta Racing	HONDA	1'36.189	15	15	0.256 0.001	219.9
10	53 Deniz ÖNCÜ	TUR	Red Bull KTM Tech 3	KTM	1'36.206	16	16	0.273 0.017	217.7
11	54 Riccardo ROSSI	ITA	BOE Owlride	KTM	1'36.239	13	14	0.306 0.033	219.9
12	16 Andrea MIGNO	ITA	Rivacold Snipers Team	HONDA	1'36.277	16	17	0.344 0.038	217.7
13	82 Stefano NEPA	ITA	BOE Owlride	KTM	1'36.309	14	15	0.376 0.032	216.8
14	23 Niccolò ANTONELLI	ITA	Avintia VR46	KTM	1'36.330	12	16	0.397 0.021	219.9
15	24 Tatsuki SUZUKI	JPN	SIC58 Squadra Corse	HONDA	1'36.358	14	14	0.425 0.028	220.4
16	55 Romano FENATI	ITA	Sterilgarda Max Racing Team	HUSQVARNA	1'36.385	12	13	0.452 0.027	216.0
17	7 Dennis FOGGIA	ITA	Leopard Racing	HONDA	1'36.456	18	19	0.523 0.071	219.9
18	6 Ryusei YAMANAKA	JPN	CarXpert PruestelGP	KTM	1'36.469	14	16	0.536 0.013	216.4
19	2 Gabriel RODRIGO	ARG	Indonesian Racing Gresini Moto3	HONDA	1'36.473	14	15	0.540 0.004	214.7
20	43 Xavier ARTIGAS	SPA	Leopard Racing	HONDA	1'36.554	17	19	0.621 0.081	220.8
21	99 Carlos TATAY	SPA	Avintia Esponsorama Moto3	KTM	1'36.585	13	19	0.652 0.031	219.5
22	20 Lorenzo FELLON	FRA	SIC58 Squadra Corse	HONDA	1'36.677	14	14	0.744 0.092	220.4
23	38 David SALVADOR	SPA	Rivacold Snipers Team	HONDA	1'36.825	11	16	0.892 0.148	217.7
24	27 Kaito TOBA	JPN	CIP Green Power	KTM	1'36.871	11	16	0.938 0.046	219.5
25	92 Yuki KUNII	JPN	Honda Team Asia	HONDA	1'36.916	16	18	0.983 0.045	219.9
26	31 Adrian FERNANDEZ	SPA	Sterilgarda Max Racing Team	HUSQVARNA	1'36.946	18	19	1.013 0.030	219.0
27	73 Maximilian KOFLER	AUT	CIP Green Power	KTM	1'37.062	14	16	1.129 0.116	218.6
28	19 Andi Farid IZDIHAR	INA	Honda Team Asia	HONDA	1'37.728	6	20	1.795 0.666	214.7

Practice condition: **Dry**
 Air: 19°
 Humidity: 64%
 Ground: 21°

Fastest Lap:	Lap: 6	Ayumu SASAKI	1'35.933	162 Km/h
Best Race Lap:	2020	Ayumu SASAKI	1'36.103	161.7 Km/h
All Time Lap Record:	2019	Tony ARBOLINO	1'35.778	162.3 Km/h

The results are provisional until the end of the limit for protest and appeals.

Time limit for protest expires 30' after publication of the results - Time:

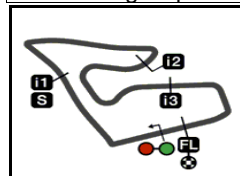
These data/results cannot be reproduced, stored and/or transmitted in whole or in part by any manner of electronic, mechanical, photocopying, recording, broadcasting or otherwise now known or herein after developed without the previous express consent by the copyright owner, except for reproduction in daily press and regular printed publications on sale to the public within 60 days of the event related to those data/results and always provided that copyright symbol appears together as follows below.

© DORNA, 2021

Official MotoGP Timing by TISSOT
 www.motogp.com

Spielberg, Saturday, August 07, 2021






4318 m.

MICHELIN® GRAND PRIX OF STYRIA

Free Practice Nr. 3

Combined Free Practice Times

11

	Rider	Nation	Team	MOTORCYCLE	FP1	FP2	FP3	Gap
1	71 A.SASAKI	JPN	Red Bull KTM Tech 3	KTM	1'37.214 17	1'36.975 14	1'35.933 6	
2	5 J.MASIA	SPA	Red Bull KTM Ajo	KTM	1'37.377 16	1'37.135 17	1'35.968 17	0.035 0.035
3	12 F.SALAC	CZE	CarXpert PruestelGP	KTM	1'38.438 18	1'37.144 14	1'35.987 15	0.054 0.019
4	52 J.ALCOBA	SPA	Indonesian Racing Gresini Moto3	HONDA	1'38.944 9	1'37.785 14	1'36.118 16	0.185 0.131
5	37 P.ACOSTA	SPA	Red Bull KTM Ajo	KTM	1'37.193 17	1'37.220 16	1'36.149 15	0.216 0.031
6	28 I.GUEVARA	SPA	SANTANDER Consumer GASGAS	GASGAS	1'38.054 18	1'37.186 17	1'36.150 18	0.217 0.001
7	17 J.MCPHEE	GBR	Petronas Sprinta Racing	HONDA	1'37.195 16	1'36.849 13	1'36.159 14	0.226 0.009
8	11 S.GARCIA	SPA	SANTANDER Consumer GASGAS	GASGAS	1'37.143 19	1'36.866 14	1'36.188 18	0.255 0.029
9	40 D.BINDER	RSA	Petronas Sprinta Racing	HONDA	1'37.319 16	1'36.809 15	1'36.189 15	0.256 0.001
10	53 D.ÖNCÜ	TUR	Red Bull KTM Tech 3	KTM	1'38.221 17	1'37.516 10	1'36.206 16	0.273 0.017
11	54 R.ROSSI	ITA	BOE Owlride	KTM	1'38.097 18	1'37.521 16	1'36.239 13	0.306 0.033
12	16 A.MIGNO	ITA	Rivacold Snipers Team	HONDA	1'37.530 17	1'37.078 19	1'36.277 16	0.344 0.038
13	82 S.NEPA	ITA	BOE Owlride	KTM	1'38.153 18	1'37.557 16	1'36.309 14	0.376 0.032
14	23 N.ANTONELLI	ITA	Avintia VR46	KTM	1'37.347 16	1'37.111 13	1'36.330 12	0.397 0.021
15	24 T.SUZUKI	JPN	SIC58 Squadra Corse	HONDA	1'37.768 20	1'37.818 5	1'36.358 14	0.425 0.028
16	55 R.FENATI	ITA	Sterilgarda Max Racing Team	HUSQVARNA	1'37.298 17	1'36.934 4	1'36.385 12	0.452 0.027
17	7 D.FOGGIA	ITA	Leopard Racing	HONDA	1'37.533 19	1'36.940 17	1'36.456 18	0.523 0.071
18	6 R.YAMANAKA	JPN	CarXpert PruestelGP	KTM	1'38.795 15	1'38.191 12	1'36.469 14	0.536 0.013
19	2 G.RODRIGO	ARG	Indonesian Racing Gresini Moto3	HONDA	1'37.532 17	1'37.653 14	1'36.473 14	0.540 0.004
20	43 X.ARTIGAS	SPA	Leopard Racing	HONDA	1'37.815 19	1'37.482 18	1'36.554 17	0.621 0.081
21	99 C.TATAY	SPA	Avintia Esponsorama Moto3	KTM	1'38.438 19	1'37.407 17	1'36.585 13	0.652 0.031
22	20 L.FELLON	FRA	SIC58 Squadra Corse	HONDA	1'38.323 16	1'37.913 4	1'36.677 14	0.744 0.092
23	38 D.SALVADOR	SPA	Rivacold Snipers Team	HONDA	1'38.218 18	1'37.663 6	1'36.825 11	0.892 0.148
24	27 K.TOBA	JPN	CIP Green Power	KTM	1'39.063 14	1'37.583 16	1'36.871 11	0.938 0.046
25	92 Y.KUNII	JPN	Honda Team Asia	HONDA	1'38.394 16	1'38.012 4	1'36.916 16	0.983 0.045
26	31 A.FERNANDEZ	SPA	Sterilgarda Max Racing Team	HUSQVARNA	1'37.787 19	1'37.318 17	1'36.946 18	1.013 0.030
27	73 M.KOFLER	AUT	CIP Green Power	KTM	1'39.005 14	1'38.747 9	1'37.062 14	1.129 0.116
28	19 A.IZDIHAR	INA	Honda Team Asia	HONDA	1'38.563 21	1'38.323 19	1'37.728 6	1.795 0.666

Pole Position Record:	2016	Joan MIR	1'36.228	161.5 Km/h
Best Race Lap:	2020	Ayumu SASAKI	1'36.103	161.7 Km/h
All Time Lap Record:	2019	Tony ARBOLINO	1'35.778	162.3 Km/h

The results are provisional until the end of the limit for protest and appeals.

Time limit for protest expires 60' after publication of the results - Time:

These data/results cannot be reproduced, stored and/or transmitted in whole or in part by any manner of electronic, mechanical, photocopying, recording, broadcasting or otherwise now known or herein after developed without the previous express consent by the copyright owner, except for reproduction in daily press and regular printed publications on sale to the public within 60 days of the event related to those data/results and always provided that copyright symbol appears together as follows below.

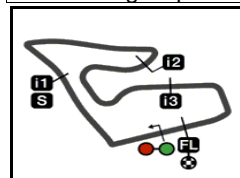
© DORNA, 2021

Official MotoGP Timing by TISSOT
www.motogp.com

Spielberg, Saturday, August 07, 2021







4318 m.

MICHELIN® GRAND PRIX OF STYRIA

Free Practice Nr. 3

Top Speed & Average

12



Rider	Nation	Motorcycle	Top 5 speeds					Average	Top
28 Izan GUEVARA	SPA	GASGAS	221.7	219.0	218.6	217.7	216.4	218.3	221.7
43 Xavier ARTIGAS	SPA	HONDA	220.8	218.6	217.3	216.4	216.4	217.9	220.8
71 Ayumu SASAKI	JPN	KTM	220.8	219.0	218.1	217.3	207.6	216.6	220.8
20 Lorenzo FELLON	FRA	HONDA	220.4	218.1	218.1	216.8	216.4	218.0	220.4
24 Tatsuki SUZUKI	JPN	HONDA	220.4	218.1	217.3	216.4	214.7	216.9	220.4
5 Jaume MASIA	SPA	KTM	219.9	216.4	216.0	215.5	215.5	216.7	219.9
7 Dennis FOGGIA	ITA	HONDA	219.9	218.6	217.3	216.8	216.4	217.8	219.9
23 Niccolò ANTONELLI	ITA	KTM	219.9	218.6	216.8	216.4	216.0	217.5	219.9
40 Darryn BINDER	RSA	HONDA	219.9	215.1	214.2	214.2	213.4	215.0	219.9
54 Riccardo ROSSI	ITA	KTM	219.9	219.5	214.7	214.7	214.2	216.6	219.9
92 Yuki KUNII	JPN	HONDA	219.9	219.0	217.7	217.3	216.8	217.9	219.9
12 Filip SALAC	CZE	KTM	219.5	218.6	218.6	217.7	217.3	218.3	219.5
27 Kaito TOBA	JPN	KTM	219.5	219.0	219.0	218.1	217.7	218.5	219.5
99 Carlos TATAY	SPA	KTM	219.5	219.0	218.1	217.7	215.1	217.9	219.5
31 Adrian FERNANDEZ	SPA	HUSQVARNA	219.0	219.0	218.1	216.8	216.8	217.9	219.0
52 Jeremy ALCOBA	SPA	HONDA	218.6	216.0	214.7	214.2	212.5	214.8	218.6
73 Maximilian KOFLEDER	AUT	KTM	218.6	217.7	216.4	214.7	214.7	215.9	218.6
16 Andrea MIGNO	ITA	HONDA	217.7	215.5	215.1	214.2	214.2	215.3	217.7
38 David SALVADOR	SPA	HONDA	217.7	217.3	216.4	215.5	215.1	216.0	217.7
53 Deniz ÖNCÜ	TUR	KTM	217.7	217.7	217.3	216.0	216.0	216.9	217.7
37 Pedro ACOSTA	SPA	KTM	217.3	216.8	216.0	214.7	213.4	215.3	217.3
82 Stefano NEPA	ITA	KTM	216.8	215.1	215.1	214.7	213.4	215.0	216.8
6 Ryusei YAMANAKA	JPN	KTM	216.4	214.7	214.7	214.7	214.2	214.8	216.4
55 Romano FENATI	ITA	HUSQVARNA	216.0	214.2	214.2	213.8	213.4	214.3	216.0
11 Sergio GARCIA	SPA	GASGAS	215.5	215.5	215.1	214.7	214.2	214.7	215.5
2 Gabriel RODRIGO	ARG	HONDA	214.7	214.2	213.8	213.8	212.5	213.6	214.7
19 Andi Farid IZDIHAR	INA	HONDA	214.7	214.7	213.8	212.5	212.5	213.5	214.7
17 John MCPHEE	GBR	HONDA	214.2	213.8	213.4	213.4	210.1	212.5	214.2

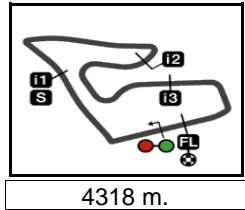
These data/results cannot be reproduced, stored and/or transmitted in whole or in part by any manner of electronic, mechanical, photocopying, recording, broadcasting or otherwise now known or herein after developed without the previous express consent by the copyright owner, except for reproduction in daily press and regular printed publications on sale to the public within 60 days of the event related to those data/results and always provided that copyright symbol appears together as follows below.

© DORNA, 2021

Official MotoGP Timing by TISSOT
www.motogp.com



Spielberg, Saturday, August 07, 2021



4318 m.

MICHELIN® GRAND PRIX OF STYRIA

Free Practice Nr. 3

Chronological Analysis of Performances

13

* Lap / Sector time cancelled

T1 Time from finish line to 1st intermediate

T3 Time from 2nd intermed. to 3rd intermed.

P Crossing the finish line in pit lane

T2 Time from 1st intermed. to 2nd intermed.

T4 Time from 3rd intermediate to finish line

Lap	Lap Time	T1	T2	T3	T4	Speed	Lap	Lap Time	T1	T2	T3	T4	Speed		
1st	71	Ayumu SASAKI					Red Bull KTM Tech 3	JPN							
		Runs=1	Total laps=7	Full laps=5											
1	3'03.816	14.928	33.021	26.977	19.494	183.0	13	8'16.623 *	12.782	33.669	27.158	18.512*	199.6		
	unfinished	21.591				218.1	14	1'36.817 *	21.559	30.890	26.013	18.355*	217.3		
2	1'29.518	12.501	31.936	26.743	18.338	204.9	15	1'35.987	21.351	30.599	25.976	18.061	217.7		
3	1'36.417	21.493	30.474	26.099	18.351	217.3									
4	1'36.952 *	21.574	30.784	26.098	18.496*	220.8									
5	1'42.465	26.732	31.003	26.327	18.403	207.6									
6	1'35.933	21.366	30.496	25.856	18.215	219.0									
2nd	5	Jaume MASIA					Red Bull KTM Ajo	SPA							
		Runs=2	Total laps=19	Full laps=12											
1	2'02.709	13.256	32.538	27.232	18.773	204.9	4th	52	Jeremy ALCOBA					Indonesian Racing Gr	SPA
2	1'37.829	21.802	30.988	26.570	18.469	213.4			Runs=2	Total laps=16	Full laps=8				
3	1'37.543 *	21.701	30.803*	26.564	18.475	212.5	1	3'01.142	15.410	34.016	27.344	18.706	158.3		
4	1'37.566	21.698	30.896	26.477	18.495	212.5	2	1'38.469	22.189	31.188	26.641	18.451	209.3		
5	1'37.215	21.662	30.617	26.533	18.403	213.0	3	1'37.852	21.837	31.046	26.542	18.427	212.5		
6	1'37.159	21.673	30.606	26.435	18.445	213.0	4	1'37.849	21.805	30.978	26.576	18.490	211.3		
7	1'43.347 P	21.736	31.381	27.331	22.899	212.5	5	1'43.144 *	22.35*	33.542*	27.676	19.574	181.8		
8	8'17.791	12.792	31.266	26.698	18.498	205.7	6	1'38.043	21.856	31.204	26.434	18.549	212.1		
9	1'42.209	21.674	34.725	27.366	18.444	215.5	7	1'38.143	22.088	30.813	26.663	18.579	208.0		
10	1'41.825	21.350	30.938	30.986	18.551	219.9	8	1'46.243 P	23.00*	31.995	27.445	23.797	200.0		
11	1'36.623	21.470	30.470	26.257	18.426	215.5	9	7'15.895 *	12.216	31.293	26.634	18.551*	209.7		
12	1'41.332 P	21.48*	30.441	26.301	23.102	216.0	10	1'37.625 *	21.71*	30.743	26.663	18.503	212.5		
13	5'01.044	12.710	31.464	27.379	18.543	205.3	11	1'37.264 *	21.482	30.845	26.230	18.707*	216.0		
14	1'36.783	21.730	30.353	26.387	18.313	212.5	12	1'37.244	21.776	30.969	26.276	18.223	218.6		
15	1'36.637 *	21.604	30.305	26.183*	18.545	213.0	13	1'44.132 P	22.17*	31.690*	26.694	23.575	212.1		
16	1'37.568	21.853	31.447	26.149	18.119	213.4	14	8'15.714 *	12.608	38.090	28.071	18.385*	176.1		
17	1'35.968	21.449	30.228	26.104	18.187	214.2	15	1'36.512	21.538	30.572	26.156	18.246	214.2		
18	1'36.188	21.375	30.269	26.008	18.536	216.4	16	1'36.118	21.485	30.379	26.077	18.177	214.7		
19	1'44.197	27.101	31.827	26.885	18.384	203.0	5th	37	Pedro ACOSTA					Red Bull KTM Ajo	SPA
		Runs=2	Total laps=15	Full laps=4					Runs=2	Total laps=19	Full laps=10				
1	3'16.905	12.340	32.461	26.928	18.683	205.3	1	2'10.179	13.092	31.912	26.845	18.743	204.1		
2	1'46.395 *	21.745	31.784*	29.171	23.695	214.2	2	1'38.044	21.889	30.946	26.628	18.581	211.7		
3	1'37.721	21.791	30.885	26.550	18.495	212.5	3	1'37.822 *	21.750	30.825*	26.607	18.640*	212.5		
4	1'37.193	21.731	30.762	26.321	18.379	213.0	4	1'37.587	21.715	30.721	26.537	18.614	212.1		
5	1'37.646	21.703	31.002	26.339	18.602	214.2	5	1'37.496	21.771	30.731	26.494	18.500	212.1		
6	1'37.546 *	21.71*	30.858	26.464*	18.508	211.3	6	1'37.466	21.647	30.728	26.534	18.557	212.5		
7	1'47.497 P	23.12*	31.463	27.799	25.114	203.3	7	1'45.754 P	22.77*	32.220	27.288	23.470	190.4		
8	8'30.303	14.764	36.054	26.659	18.863	178.5	8	8'02.124	13.084	30.953	26.627	18.525	205.3		
9	1'42.395 *	21.489	35.001	27.402	18.503*	218.6	9	1'36.951	21.746	30.504	26.244	18.457	212.5		
10	1'38.151 *	21.481	31.438	26.662	18.570*	219.5	10	1'36.625	21.620	30.480	26.137	18.388	213.4		
11	1'37.041 *	21.60*	30.812	26.129	18.499	218.6	11	1'36.555	21.580	30.437	26.183	18.355	213.0		
12	1'45.213 P	21.622	30.870	26.761	25.960	214.2	12	1'46.128 P	21.65*	32.194	27.699	24.578	213.0		
							13	5'12.362	12.745	30.664	26.600	18.800	208.0		
							14	1'36.224	21.588	30.417	26.002	18.217	214.7		
							15	1'36.149	21.447	30.341	25.980	18.381	216.0		
							16	1'36.888 *	21.65*	30.713	26.206	18.312*	216.8		
							17	1'36.369	21.530	30.405	26.173	18.261	213.0		
							18	1'36.907 *	21.557	30.331	26.131	18.888*	213.4		
							19	1'40.253 *	21.743	32.006*	27.965	18.539	217.3		

Fastest Lap: Ayumu SASAKI Red Bull KTM Tech 3 JPN **1'35.933** 21.366 30.496 25.856 18.215

These data/results cannot be reproduced, stored and/or transmitted in whole or in part by any manner of electronic, mechanical, photocopying, recording, broadcasting or otherwise now known or herein after developed without the previous express consent by the copyright owner, except for reproduction in daily press and regular printed publications on sale to the public within 60 days of the event related to those data/results and always provided that copyright symbol appears together as follows below.
© DORNA, 2021

Free Practice Nr. 3

Moto3

Lap	Lap Time	T1	T2	T3	T4	Speed	Lap	Lap Time	T1	T2	T3	T4	Speed			
6th	28	Izan GUEVARA				SANTANDER Consu SPA			17	1'36.271	21.525	30.316	26.187	18.243	213.8	
		Runs=2	Total laps=18	Full laps=9			18	1'36.188	21.444	30.322	26.173	18.249	214.2			
							19	1'36.346 *	21.452	30.392	26.262*	18.240	214.7			
1	2'01.359	14.029	32.218	27.272	19.000	203.7	9th 40 Darryn BINDER						Petronas Sprinta Raci RSA			
2	1'38.874	21.919	31.256	26.885	18.814	213.0			Runs=2	Total laps=15	Full laps=5					
3	1'38.323 *	22.081	31.105*	26.597	18.540	211.3	1	3'09.579	12.462	31.813	26.909	18.637	206.1			
4	1'37.639	21.652	30.936	26.518	18.533	214.7	2	1'38.076 *	21.776	31.074	26.688*	18.538	210.9			
5	1'37.505	21.612	30.862	26.519	18.512	215.1	3	1'37.442	21.746	30.818	26.521	18.357	211.7			
6	1'37.841	21.702	30.925	26.672	18.542	213.4	4	1'37.184	21.675	30.789	26.377	18.343	211.7			
7	1'43.781 P	21.718	31.083	26.948	24.032	213.8	5	1'36.898 *	21.60*	30.625	26.261	18.412	213.0			
8	8'17.068	12.549	31.570	26.561	18.533	208.4	6	1'37.209 *	21.581	30.598	26.383	18.647*	214.2			
9	1'39.062	21.606	31.653	27.364	18.439	216.4	7	1'47.578 P	23.838	32.031	26.943*	24.766	206.8			
10	1'42.556 *	21.448	33.851	28.725*	18.532	219.0	8	8'46.677	13.145	31.649	26.969	19.063	204.5			
11	1'37.638	21.472	30.875	26.502	18.789	216.4	9	1'43.124 *	21.797	35.628*	27.238	18.461	213.0			
12	1'38.315 *	21.88*	31.636*	26.375	18.421	213.4	10	1'37.509	21.421	31.155	26.516	18.417	219.9			
13	1'36.884	21.444	30.679	26.346	18.415	218.6	11	1'37.150	21.649	30.746	26.325	18.430	213.4			
14	1'42.962 P	21.69*	31.786*	26.719	22.765	213.0	12	1'46.078 P	21.802	30.991*	27.224	26.061	213.4			
15	6'24.098	12.484	31.045	26.460	18.289	210.1	13	8'14.771	12.928	32.313	26.657	18.350	200.7			
16	1'39.071 *	21.519	30.612	28.695*	18.245	215.1	14	1'36.709 *	21.568	30.803*	26.169	18.169	215.1			
17	1'36.285	21.219	30.552	26.363	18.151	221.7	15	1'36.189	21.475	30.342	26.100	18.272	214.2			
18	1'36.150	21.308	30.237	26.310	18.295	217.7	7th 17 John MCPHEE						Petronas Sprinta Raci GBR			
									Runs=2	Total laps=14	Full laps=7					
1	3'15.508	13.363	32.363	27.300	18.885	201.1	10th 53 Deniz ÖNCÜ						Red Bull KTM Tech 3 TUR			
2	1'45.310 *	22.156	35.727*	28.287	19.140	210.1			Runs=2	Total laps=16	Full laps=5					
3	1'38.259	22.041	31.031	26.596	18.591	208.8	1	3'00.625	16.939	34.127	27.121	19.239	158.1			
4	1'37.745	21.846	30.737	26.619	18.543	209.7	2	1'38.785	22.073	31.061	26.887	18.764	212.1			
5	1'37.786	21.853	30.869	26.570	18.494	209.7	3	1'38.919 *	21.914	31.576	26.783*	18.646	213.0			
6	1'37.259	21.775	30.606	26.404	18.474	210.1	4	1'37.531 *	21.630	30.749	26.551	18.601*	214.2			
7	1'48.230 P	22.77*	32.200	27.484	25.769	203.7	5	1'38.323 *	21.84*	30.983	26.860	18.632*	216.0			
8	10'12.658 *	12.590	33.046	27.277	18.740*	209.7	6	1'38.013	21.782	30.745	26.751	18.735	213.0			
9	1'37.073	21.640	30.918	26.204	18.311	214.2	7	1'37.952 *	21.804	30.715	26.939*	18.494	213.0			
10	1'37.483 *	21.667	30.700	26.432	18.684*	213.4	8	1'37.211	21.524	30.676	26.572	18.439	216.0			
11	1'51.778 P	26.796	31.552	27.089	26.341	205.3	9	1'44.699 P	21.74*	31.435*	27.252*	24.265	212.1			
12	8'09.136	12.700	31.274	26.631	18.372	208.4	10	9'47.018 *	12.426	31.251	26.825	18.552*	208.4			
13	1'36.323	21.584	30.483	26.095	18.161	213.8	11	1'37.528 *	21.667	30.740	26.607	18.514*	214.2			
14	1'36.159	21.482	30.550	25.973	18.154	213.4	12	1'41.995 P	21.64*	30.518	26.707*	23.122	214.7			
							13	5'53.227 *	12.175	30.885*	26.660*	18.345	210.1			
							14	1'37.850 *	21.470	31.025	27.020*	18.335*	217.3			
							15	1'36.791	21.418	30.499	26.293	18.581	217.7			
							16	1'36.206	21.417	30.455	26.264	18.070	217.7			
8th	11	Sergio GARCIA				SANTANDER Consu SPA			11th 54 Riccardo ROSSI						BOE Owlride ITA	
		Runs=2	Total laps=19	Full laps=8					Runs=2	Total laps=14	Full laps=6					
1	1'59.366 *	13.680	31.557	26.945*	18.741	204.9	1	3'02.127 *	17.907	34.823	27.216	18.747*	142.6			
2	1'37.778	21.754	30.833	26.632	18.559	213.0	2	1'38.329 *	21.966	31.015	26.811	18.537*	212.5			
3	1'38.116 *	21.641	30.995*	26.790*	18.690*	213.0	3	1'38.237	21.839	31.093	26.730	18.575	212.5			
4	1'37.609 *	21.688	30.768	26.618	18.535*	213.0	4	1'37.327	21.688	30.807	26.495	18.337	214.2			
5	1'37.636 *	21.653	30.860	26.639	18.484*	213.0	5	1'51.202 P	22.128	33.767*	28.878	26.429	195.2			
6	1'37.650	21.722	30.804	26.639	18.485	213.4	6	11'23.808 *	12.611	31.289	26.882	18.430*	207.2			
7	1'37.418 *	21.630	30.638	26.626*	18.524*	213.4	7	1'37.301	21.683	30.707	26.610	18.301	213.0			
8	1'37.551 *	21.610	30.742	26.693*	18.506	214.2	8	1'36.907	21.587	30.545	26.448	18.327	213.8			
9	1'44.448 P	21.804	31.414	27.188	24.042	211.3	9	1'36.820 *	21.583	30.445	26.509	18.283*	214.7			
10	7'32.731 *	14.250	33.323	26.736*	18.522*	205.7	10	1'36.795 *	21.494	30.467	26.510	18.324*	214.7			
11	1'36.584	21.490	30.566	26.160	18.368	215.5	11	1'47.739 P	22.32*	32.421	28.138*	24.860	206.1			
12	1'36.719	21.487	30.566	26.335	18.331	214.2	12	7'27.079	13.500	34.034	26.985	18.452	206.1			
13	1'36.593	21.440	30.471	26.309	18.373	215.1	13	1'36.239	21.372	30.514	26.184	18.169	219.5			
14	1'36.575	21.438	30.445	26.298	18.394	215.5										
15	1'43.031 P	21.502	30.657	26.897	23.975	214.2										
16	5'43.245	12.437	30.651	26.384	18.368	210.1										

Fastest Lap: Ayumu SASAKI Red Bull KTM Tech 3 JPN **1'35.933** 21.366 30.496 25.856 18.215

These data/results cannot be reproduced, stored and/or transmitted in whole or in part by any manner of electronic, mechanical, photocopying, recording, broadcasting or otherwise now known or herein after developed without the previous express consent by the copyright owner, except for reproduction in daily press and regular printed publications on sale to the public within 60 days of the event related to those data/results and always provided that copyright symbol appears together as follows below.
© DORNA, 2021

Official MotoGP Timing by TISSOT
www.motogp.com

Spielberg, Saturday, August 07, 2021

Page 2 of 5



Free Practice Nr. 3

Moto3

Lap	Lap Time	T1	T2	T3	T4	Speed	Lap	Lap Time	T1	T2	T3	T4	Speed
14	1'36.584	21.296	30.710	26.299	18.279	219.9	15	1'38.084 *	21.531	31.823*	26.328	18.402	219.9
12th 16 Andrea MIGNO Rivacold Snipers Tea ITA Runs=2 Total laps=17 Full laps=8							16	1'36.084 *	21.381	30.453	26.151*	18.099	218.6
1	2'24.032	12.391	33.399	27.116	18.843	208.0	15th 24 Tatsuki SUZUKI SIC58 Squadra Corse JPN Runs=2 Total laps=14 Full laps=6						
2	1'37.783	21.841	30.873	26.596	18.473	212.5	1	3'16.226 *	12.243	32.530	27.298	18.809*	208.0
3	1'37.558 *	21.578	30.819*	26.633	18.528	213.4	2	1'46.379 *	21.847	34.206*	29.060	21.266*	214.7
4	1'37.426	21.648	30.881	26.503	18.394	213.0	3	1'38.038	21.884	31.083	26.660	18.411	212.5
5	1'37.259	21.662	30.825	26.432	18.340	213.4	4	1'37.451	21.693	30.820	26.537	18.401	213.4
6	1'37.502	21.764	30.953	26.438	18.347	213.0	5	1'37.201	21.645	30.772	26.392	18.392	213.4
7	1'36.428	21.514	30.553	26.157	18.204	214.2	6	1'47.298 P	22.33*	31.886	27.227	25.848	206.8
8	1'44.331 P	21.668	30.672	26.454	25.537	210.9	7	10'08.204	15.241	35.634	26.935	18.929	173.9
9	9'47.145	12.408	31.395	26.756	18.586	207.2	8	1'42.040 *	21.688	34.584	27.199	18.569*	214.7
10	1'37.459 *	21.625	30.929	26.430	18.475*	213.8	9	1'37.163	21.631	30.903	26.368	18.261	217.3
11	1'36.986	21.604	30.619	26.281	18.482	214.2	10	1'37.213 *	21.656	30.820	26.342	18.395*	220.4
12	1'38.292 *	22.36*	31.076	26.294	18.562	203.0	11	1'48.333 P	21.868	34.095*	26.738	25.632	214.2
13	1'36.970	21.604	30.551	26.390	18.425	215.5	12	8'14.278 *	12.879	36.110	26.918	18.426*	208.8
14	1'46.138 P	21.763	31.712	26.923	25.740	213.0	13	1'36.585	21.567	30.502	26.124	18.392	216.4
15	4'57.566	14.549	34.230	26.680	18.407	193.2	14	1'36.358	21.583	30.505	26.155	18.115	218.1
16	1'36.277	21.529	30.444	26.076	18.228	215.1	16th 55 Romano FENATI Sterilgarda Max Racin ITA Runs=2 Total laps=13 Full laps=8						
17	1'39.697 *	21.470	30.524	26.622	21.081*	217.7	1	3'05.133	14.075	33.595	27.082	18.768	198.8
13th 82 Stefano NEPA BOE Owlride ITA Runs=2 Total laps=15 Full laps=7							2	1'37.971	21.672	31.339	26.567	18.393	214.2
1	2'56.147 *	13.088	33.561	28.385*	19.202	199.6	3	1'37.036	21.582	30.790	26.400	18.264	214.2
2	1'39.787	22.346	31.360	27.209	18.872	208.4	4	1'37.209	21.534	30.944	26.358	18.373	216.0
3	1'39.154 *	22.06 *	31.317	27.049	18.727	209.3	5	1'48.981 P	22.00*	31.687	27.575	27.710	204.5
4	1'38.549	21.987	30.915	26.924	18.723	209.7	6	9'37.550 *	13.394	31.460	26.616	18.474*	199.2
5	1'44.003 P	21.86*	31.225	27.459	23.452	210.5	7	1'37.193	21.708	30.706	26.457	18.322	212.1
6	7'07.279	14.543	32.806	28.065	18.734	192.1	8	1'37.241	21.630	30.812	26.479	18.320	213.0
7	1'37.749	21.867	30.606	26.795	18.481	210.5	9	1'36.825	21.586	30.657	26.345	18.237	212.1
8	1'37.668	21.794	30.613	26.716	18.545	210.9	10	1'44.841 P	23.147	31.005	26.524	24.165	196.7
9	1'37.422	21.662	30.560	26.723	18.477	214.7	11	11'02.787 *	12.996	31.536	26.619	18.438*	206.5
10	1'42.711 *	21.685	33.720	28.574	18.732*	211.3	12	1'36.385	21.592	30.465	26.242	18.086	213.8
11	1'36.888	21.506	30.488	26.482	18.412	215.1	13	1'36.401	21.543	30.426	26.256	18.176	213.4
12	1'45.850 P	21.548	31.893	27.624	24.785	215.1	17th 7 Dennis FOGGIA Leopard Racing ITA Runs=2 Total laps=19 Full laps=11						
13	10'10.200	13.138	34.128	27.001	18.433	194.9	1	3'01.639	15.677	34.386	26.904	18.810	155.3
14	1'36.309	21.469	30.510	26.188	18.142	216.8	2	1'37.831 *	21.747	30.992	26.451	18.641*	218.6
15	1'37.855 *	21.455	31.468*	26.323	18.609	213.4	3	1'37.761	21.813	30.932	26.365	18.651	213.4
14th 23 Niccolò ANTONELL Avintia VR46 ITA Runs=2 Total laps=16 Full laps=5							4	1'37.179	21.636	30.829	26.250	18.464	214.7
1	3'13.643	12.979	32.468	27.095	18.670	206.1	5	1'41.098 *	22.50*	33.064	27.084	18.448	184.6
2	1'38.158 *	21.864	31.068*	26.733	18.493	212.5	6	1'37.161	21.494	30.989	26.297	18.381	219.9
3	1'37.610	21.706	30.906	26.623	18.375	213.8	7	1'37.128	21.505	30.778	26.418	18.427	217.3
4	1'37.133 *	21.578	30.627	26.575	18.353*	214.2	8	1'37.077	21.665	30.674	26.314	18.424	214.2
5	1'37.093 *	21.587	30.576	26.584	18.346*	214.7	9	1'44.868 P	22.39*	31.803	27.045	23.630	202.6
6	1'42.687 P	21.894	31.386	27.089	22.318	204.5	10	5'42.462 *	12.313	31.436	26.868	18.439*	212.1
7	5'38.422	14.203	31.701	26.730	18.748	199.2	11	1'36.669	21.481	30.629	26.202	18.357	216.8
8	1'36.992	21.680	30.567	26.421	18.324	212.1	12	1'36.697	21.623	30.585	26.149	18.340	215.5
9	1'36.582 *	21.597	30.408	26.350	18.227*	213.8	13	1'36.608	21.513	30.535	26.110	18.450	216.4
10	1'36.943	21.478	30.806	26.452	18.207	216.0	14	1'39.546 *	21.69*	31.838	27.153	18.860	214.7
11	1'37.258	21.407	30.574	26.968	18.309	216.4	15	1'42.156 P	21.742	30.630	26.178	23.606	214.2
12	1'36.330	21.363	30.526	26.206	18.235	216.8	16	6'29.966	12.299	31.081	26.471	18.440	210.5
13	1'51.297 P	23.202	36.230*	26.602	25.263	193.2	17	1'36.597	21.584	30.495	26.163	18.355	216.0
14	9'48.792 *	12.922	37.286	26.545	18.202*	208.0	18	1'36.456	21.554	30.470	26.103	18.329	214.2

Fastest Lap: Ayumu SASAKI Red Bull KTM Tech 3 JPN 1'35.933 21.366 30.496 25.856 18.215

These data/results cannot be reproduced, stored and/or transmitted in whole or in part by any manner of electronic, mechanical, photocopying, recording, broadcasting or otherwise now known or herein after developed without the previous express consent by the copyright owner, except for reproduction in daily press and regular printed publications on sale to the public within 60 days of the event related to those data/results and always provided that copyright symbol appears together as follows below.
© DORNA, 2021

Official MotoGP Timing by TISSOT
www.motogp.com

Spielberg, Saturday, August 07, 2021

Page 3 of 5



Free Practice Nr. 3

Moto3

Lap	Lap Time	T1	T2	T3	T4	Speed	Lap	Lap Time	T1	T2	T3	T4	Speed	
19	1'36.478	21.519	30.596	26.138	18.225	214.7	16	4'52.153	12.166	31.195	26.532	18.409	212.1	
18th	6	Ryusei YAMANAKA CarXpert PruestelGP JPN						17	1'36.554	21.539	30.560	26.104	18.351	217.3
		Runs=2	Total laps=16	Full laps=7			18	1'37.075	21.438	30.548	26.528	18.561	218.6	
1	3'03.594	14.731	33.082	26.836	19.228	183.0	19	1'37.788	21.499	30.836	26.820	18.633	216.0	
2	1'38.424	21.800	31.496	26.525	18.603	213.0	21st	99	Carlos TATAY Avintia Esponsorama SPA					
3	1'37.926	21.730	31.209	26.472	18.515	212.1			Runs=2	Total laps=19	Full laps=8			
4	1'37.639	* 21.697	31.174	26.180*	18.588	213.8	1	2'14.991	12.519	32.937	27.534	19.259	202.6	
5	1'37.595	* 21.559	30.949	26.478*	18.609	214.7	2	1'38.995	22.164	31.200	26.818	18.813	209.7	
6	1'44.339	P 21.813	31.299	26.500*	24.727	212.5	3	1'38.471	* 21.915	31.145*	26.710	18.701	211.3	
7	10'19.721	16.171	32.374	26.529	18.708	187.8	4	1'38.463	21.923	31.144	26.715	18.681	210.5	
8	1'39.074	* 21.665	31.681*	27.065	18.663*	214.7	5	1'37.920	* 21.84*	30.871	26.614	18.594	211.3	
9	1'37.585	* 21.729	30.829	26.414*	18.613	211.3	6	1'37.851	* 21.801	30.908	26.583*	18.559	211.3	
10	1'46.469	P 21.865	31.093	26.978	26.533	210.9	7	1'38.641	22.134	31.304	26.600	18.603	208.8	
11	6'49.694	* 12.504	31.329*	26.336	18.309*	206.5	8	1'37.473	21.753	30.749	26.461	18.510	213.8	
12	1'36.837	21.569	30.779	26.162	18.327	214.7	9	1'46.110	P 22.26*	31.885	27.339	24.621	197.8	
13	1'36.706	21.571	30.768	26.122	18.245	216.4	10	6'24.080	12.579	31.483	26.952	18.586	207.6	
14	1'36.469	21.539	30.554	26.127	18.249	214.2	11	1'38.134	21.666	30.999	26.818	18.651	215.1	
15	1'36.848	21.626	30.584	26.248	18.390	213.8	12	1'36.623	21.476	30.666	26.150	18.331	217.7	
16	1'37.705	21.538	30.717	26.610	18.840	214.2	13	1'36.585	21.393	30.589	26.210	18.393	219.5	
19th	2	Gabriel RODRIGO Indonesian Racing Gr ARG						14	1'38.467	21.574	31.043	27.162	18.688	219.0
		Runs=2	Total laps=15	Full laps=8			15	1'36.824	* 21.65*	30.585	26.258	18.324	214.2	
1	3'00.377	19.178	34.473	27.438	19.311	152.5	16	1'43.351	P 21.733	31.041	26.965	23.612	211.7	
2	1'43.446	* 26.25*	31.772	26.689	18.734	208.0	17	5'04.520	* 13.214	34.443	26.794	18.659*	207.2	
3	1'38.288	21.821	31.001	26.635	18.831	213.8	18	1'40.153	* 21.673	33.543*	26.317	18.620	214.2	
4	1'38.211	* 21.85*	31.034	26.646	18.674	211.7	19	1'36.562	* 21.489	30.617	26.112	18.344*	218.1	
5	1'37.836	21.811	30.825	26.494	18.706	212.5	22nd	20	Lorenzo FELLON SIC58 Squadra Corse FRA					
6	1'38.329	21.844	30.958	26.731	18.796	211.7			Runs=2	Total laps=14	Full laps=5			
7	1'45.986	P 22.04*	30.781	27.082	26.079	212.5	1	3'16.488	* 12.202	32.303	27.179	18.686*	208.4	
8	8'06.465	12.708	31.121	26.765	18.710	205.7	2	1'47.170	* 21.775	32.997*	27.679	24.719*	216.8	
9	1'37.631	21.822	30.698	26.477	18.634	211.3	3	1'38.195	21.835	31.159	26.659	18.542	213.4	
10	1'37.605	21.755	30.636	26.561	18.653	210.9	4	1'38.377	* 21.818	31.216	26.851	18.492*	212.5	
11	1'44.298	P 21.84*	31.927	26.716	23.808	211.3	5	1'38.088	21.822	30.978	26.778	18.510	212.1	
12	10'28.761	12.254	30.870	26.520	18.454	210.1	6	1'44.957	P 21.921	31.201	26.871*	24.964	211.3	
13	1'36.946	21.558	30.683	26.380	18.325	214.2	7	10'07.567	14.970	35.702	26.936	18.771	173.9	
14	1'36.473	21.516	30.356	26.325	18.276	213.8	8	1'42.587	21.699	34.425	28.020	18.443	216.4	
15	1'36.712	21.440	30.518	26.351	18.403	214.7	9	1'38.712	* 21.598	31.870	26.679	18.565*	218.1	
20th	43	Xavier ARTIGAS Leopard Racing SPA						10	1'38.698	* 21.48*	32.260*	26.570	18.382	220.4
		Runs=2	Total laps=19	Full laps=11			11	1'44.956	P 21.575	31.103	26.639	25.639	215.5	
1	2'24.622	12.280	32.922	27.031	18.840	212.5	12	8'13.093	* 12.720	33.837	27.811	18.371*	208.8	
2	1'38.870	21.898	31.452	26.847	18.673	215.5	13	1'37.053	21.475	30.889	26.342	18.347	218.1	
3	1'37.808	* 21.705	31.190*	26.434	18.479	213.8	14	1'36.677	21.545	30.587	26.242	18.303	215.5	
4	1'37.154	21.584	30.720	26.379	18.471	216.4	23rd	38	David SALVADOR Rivacold Snipers Tea SPA					
5	1'37.556	21.713	30.852	26.477	18.514	214.2			Runs=2	Total laps=16	Full laps=9			
6	1'38.229	21.678	31.476	26.523	18.552	213.4	1	2'24.706	12.647	33.092	27.082	18.743	208.0	
7	1'37.260	21.573	30.813	26.353	18.521	216.0	2	1'38.867	21.834	31.816	26.637	18.580	215.5	
8	1'46.045	P 21.707	31.229	27.380	25.729	216.4	3	1'38.296	* 21.904	31.432*	26.574	18.386	215.1	
9	7'52.231	14.378	33.752	27.078	19.071	190.8	4	1'37.767	21.701	31.067	26.634	18.365	213.0	
10	1'39.596	* 21.798	32.344*	26.881	18.573	213.0	5	1'37.581	21.651	30.935	26.567	18.428	213.0	
11	1'37.507	* 21.727	30.703	26.459	18.618*	212.5	6	1'37.379	* 21.761	30.790	26.499*	18.329	211.7	
12	1'37.402	21.598	30.625	26.410	18.769	213.4	7	1'37.035	21.632	30.692	26.398	18.313	213.8	
13	1'37.857	21.689	30.976	26.635	18.557	220.8	8	1'46.396	P 21.646	31.241	27.492	26.017	217.7	
14	1'37.089	21.613	30.660	26.404	18.412	213.4	9	9'41.582	13.330	31.447	26.614	18.571	207.2	
15	1'44.766	P 22.39*	31.385	26.824	24.160	208.0	10	1'37.719	21.672	30.957	26.265	18.825	215.1	

Fastest Lap: Ayumu SASAKI Red Bull KTM Tech 3 JPN 1'35.933 21.366 30.496 25.856 18.215

These data/results cannot be reproduced, stored and/or transmitted in whole or in part by any manner of electronic, mechanical, photocopying, recording, broadcasting or otherwise now known or herein after developed without the previous express consent by the copyright owner, except for reproduction in daily press and regular printed publications on sale to the public within 60 days of the event related to those data/results and always provided that copyright symbol appears together as follows below.
© DORNA, 2021

Official MotoGP Timing by TISSOT
www.motogp.com

Spielberg, Saturday, August 07, 2021

Page 4 of 5



Free Practice Nr. 3

Moto3

Lap	Lap Time	T1	T2	T3	T4	Speed	Lap	Lap Time	T1	T2	T3	T4	Speed
11	1'36.825	21.543	30.647	26.258	18.377	215.1	8	1'37.934	21.669	31.039	26.651	18.575	213.0
12	1'37.174	21.695	30.649	26.455	18.375	212.5	9	1'47.380 P	21.750	32.874	27.037	25.719	212.5
13	1'44.590 P	21.735	30.673	26.654	25.528	211.3	10	6'24.231 *	13.328	33.034	28.349	22.786*	190.1
14	6'35.505	12.534	31.682	26.511	18.436	210.9	11	1'37.932 *	21.826	30.947	26.726*	18.433	216.8
15	1'38.171	21.611	31.429	26.863	18.268	217.3	12	1'36.984	21.518	30.712	26.301	18.453	214.7
16	1'37.177	21.577	30.886	26.287	18.427	216.4	13	1'41.172 *	21.471	34.795*	26.265	18.641	215.5

24th **27** Kaito TOBA CIP Green Power JPN

	Runs=2	Total laps=16	Full laps=9			
1	2'24.424	13.128	33.081	27.121	18.839	206.8
2	1'38.332 *	21.724	31.430	26.668	18.510*	219.5
3	1'37.982 *	21.768	31.007*	26.567	18.640*	214.2
4	1'37.841	21.730	30.961	26.505	18.645	214.2
5	1'37.550	21.650	30.985	26.421	18.494	217.7
6	1'37.437	21.625	30.906	26.448	18.458	217.7
7	1'37.783	21.750	30.965	26.605	18.463	214.2
8	1'47.035 P	21.848	31.455	27.581	26.151	213.4
9	7'53.428	13.097	35.381	27.223	18.503	188.4
10	1'41.415	21.585	32.404	28.897	18.529	216.8
11	1'36.871	21.543	30.767	26.342	18.219	218.1
12	1'37.147	21.495	30.999	26.418	18.235	219.0
13	1'49.492 P	21.635	35.253*	26.869	25.735	214.2
14	8'14.590	12.738	32.714	27.437	18.881	208.0
15	1'37.762	21.563	31.356	26.461	18.382	216.8
16	1'37.239	21.575	30.677	26.457	18.530	219.0

25th **92** Yuki KUNII Honda Team Asia JPN

	Runs=2	Total laps=18	Full laps=8			
1	2'18.335 *	13.264	32.273	26.876*	18.726	205.7
2	1'38.712	21.856	31.363	26.764	18.729	213.8
3	1'38.233 *	21.700	31.237*	26.620	18.676	217.3
4	1'37.931 *	21.74*	30.934	26.631	18.618	213.0
5	1'37.954 *	21.853	30.873	26.689	18.539*	212.1
6	1'38.234	21.747	31.035	26.820	18.632	212.1
7	1'47.291 P	22.285	30.970	27.684	26.352	211.3
8	9'34.261	12.464	32.277	26.763	18.763	209.3
9	1'43.228 *	21.633	35.707	27.324	18.564*	219.0
10	1'37.772	21.492	31.162	26.472	18.646	216.8
11	1'37.542	21.519	31.157	26.449	18.417	219.9
12	1'37.808	21.693	31.073	26.387	18.655	216.8
13	1'43.672 P	21.685	30.882	27.184	23.921	216.4
14	4'57.158	12.630	32.220	27.659	19.376	203.3
15	1'37.957 *	21.62*	31.521	26.516*	18.297	217.7
16	1'36.916	21.505	30.682	26.434	18.295	215.1
17	1'36.951	21.535	30.569	26.536	18.311	215.1
18	1'37.750	21.594	30.597	27.070	18.489	214.2

26th **31** Adrian FERNANDEZ Sterilgarda Max Racin SPA

	Runs=2	Total laps=19	Full laps=8			
1	2'17.966	13.173	31.907	27.072	18.910	205.7
2	1'38.555	21.842	30.966	26.837	18.910	214.7
3	1'37.922 *	21.733	31.032*	26.596	18.561	214.2
4	1'37.673	21.601	30.977	26.469	18.626	213.8
5	1'37.462	21.641	30.892	26.420	18.509	213.8
6	1'37.208	21.656	30.803	26.316	18.433	214.2
7	1'37.799	21.662	30.890	26.569	18.678	213.8

27th **73** Maximilian KOFLER CIP Green Power AUT

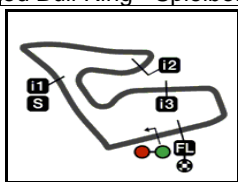
	Runs=2	Total laps=16	Full laps=6			
1	2'23.992	12.585	33.674	27.893	20.044	206.5
2	1'39.452	22.141	31.614	26.916	18.781	216.4
3	1'38.962 *	22.067	31.315*	26.871	18.709	218.6
4	1'38.016	21.836	30.982	26.516	18.682	214.7
5	1'37.771	21.729	30.921	26.446	18.675	214.7
6	1'37.641	21.722	30.978	26.367	18.574	214.2
7	1'45.818 P	22.22*	32.453	27.743	23.400	207.2
8	9'17.156 *	17.181	32.295	26.698	18.683*	182.7
9	1'37.923 *	21.805	30.847	26.519*	18.752	213.8
10	1'40.843 *	23.84*	32.122*	26.394	18.484*	193.8
11	1'37.144	21.495	30.794	26.274	18.581	217.7
12	1'46.991 P	22.74*	32.339	27.860	24.052	197.0
13	8'16.919 *	12.044	31.399	26.601	18.538*	211.3
14	1'37.062	21.668	30.634	26.231	18.529	214.7
15	1'41.908 *	21.574	33.609*	27.110	19.615*	214.7
16	1'38.976 *	21.764	31.491*	26.860	18.861	213.8

28th **19** Andi Farid IZDIHAR Honda Team Asia INA

	Runs=1	Total laps=20	Full laps=11			
1	2'16.688	13.474	32.712	27.407	19.027	203.3
2	1'40.071 *	22.21*	31.622	27.048	19.190	209.3
3	1'38.756 *	21.877	31.191*	26.714	18.974*	212.5
4	1'38.171 *	21.683	31.114	26.567	18.807*	214.7
5	1'38.016	21.825	30.988	26.591	18.612	212.5
6	1'37.728	21.787	30.785	26.596	18.560	212.5
7	1'38.321	21.891	30.889	26.737	18.804	210.5
8	1'38.141	21.917	30.912	26.605	18.707	210.1
9	1'38.791	21.893	30.993	27.018	18.887	209.7
10	1'40.103	22.033	31.536	27.578	18.956	207.6
11	1'38.554	21.984	30.953	26.907	18.710	210.5
12	1'38.928 *	21.989	31.038	27.080	18.821*	209.7
13	1'41.224	22.032	32.700	27.533	18.959	209.7
14	1'38.722 *	21.907	31.157	26.886	18.772*	210.9
15	1'39.182	22.020	31.088	27.196	18.878	210.1
16	1'49.713 P	22.85*	32.321	28.832	25.708	205.7
17	7'59.034 *	13.184	33.614*	26.834	18.636*	202.2
18	1'40.351 *	22.08*	32.554	27.123	18.592*	207.6
19	1'37.851	21.673	31.144	26.456	18.578	214.7
20	1'38.117	21.612	30.950	26.834	18.721	213.8

Fastest Lap: Ayumu SASAKI Red Bull KTM Tech 3 JPN **1'35.933** 21.366 30.496 25.856 18.215

These data/results cannot be reproduced, stored and/or transmitted in whole or in part by any manner of electronic, mechanical, photocopying, recording, broadcasting or otherwise now known or herein after developed without the previous express consent by the copyright owner, except for reproduction in daily press and regular printed publications on sale to the public within 60 days of the event related to those data/results and always provided that copyright symbol appears together as follows below.
© DORNA, 2021



4318 m.

MICHELIN® GRAND PRIX OF STYRIA

Free Practice Nr. 3

Best Partial Times

Moto3™

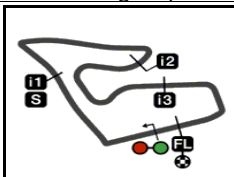
IT Ideal Lap Time, sum of the best partial times*BT* Best Lap Time

T1		T2		T3		T4						
Pos	Rider	Time	Rider	Time	Rider	Time	Rider	Time	Pos	Rider	IT	BT
1	I.GUEVARA	21.219	J.MASIA	30.228	A.SASAKI	25.856	F.SALAC	18.061	1	J.MASIA	1'35.705	1'35.968 (2)
2	R.ROSSI	21.296	I.GUEVARA	30.237	J.MCPHEE	25.973	D.ÖNCÜ	18.070	2	A.SASAKI	1'35.911	1'35.933 (1)
3	J.MASIA	21.350	S.GARCIA	30.316	F.SALAC	25.976	R.FENATI	18.086	3	I.GUEVARA	1'35.917	1'36.150 (6)
4	F.SALAC	21.351	P.ACOSTA	30.331	P.ACOSTA	25.980	N.ANTONELLI	18.099	4	P.ACOSTA	1'35.975	1'36.149 (5)
5	N.ANTONELLI	21.363	D.BINDER	30.342	J.MASIA	26.008	T.SUZUKI	18.115	5	F.SALAC	1'35.987	1'35.987 (3)
6	A.SASAKI	21.366	G.RODRIGO	30.356	A.MIGNO	26.076	J.MASIA	18.119	6	D.BINDER	1'36.032	1'36.189 (9)
7	C.TATAY	21.393	J.ALCOBA	30.379	J.ALCOBA	26.077	S.NEPA	18.142	7	N.ANTONELLI	1'36.076	1'36.330 (14)
8	D.ÖNCÜ	21.417	N.ANTONELLI	30.408	D.BINDER	26.100	I.GUEVARA	18.151	8	J.MCPHEE	1'36.092	1'36.159 (7)
9	D.BINDER	21.421	R.FENATI	30.426	D.FOGGIA	26.103	J.MCPHEE	18.154	9	R.ROSSI	1'36.094	1'36.239 (11)
10	S.GARCIA	21.438	A.MIGNO	30.444	X.ARTIGAS	26.104	D.BINDER	18.169	10	J.ALCOBA	1'36.115	1'36.118 (4)
11	X.ARTIGAS	21.438	R.ROSSI	30.445	C.TATAY	26.112	R.ROSSI	18.169	11	S.GARCIA	1'36.154	1'36.188 (8)
12	G.RODRIGO	21.440	D.ÖNCÜ	30.455	R.YAMANAKA	26.122	J.ALCOBA	18.177	12	A.MIGNO	1'36.194	1'36.277 (12)
13	P.ACOSTA	21.447	D.FOGGIA	30.470	T.SUZUKI	26.124	A.MIGNO	18.204	13	D.ÖNCÜ	1'36.206	1'36.206 (10)
14	S.NEPA	21.455	A.SASAKI	30.474	S.GARCIA	26.160	A.SASAKI	18.215	14	S.NEPA	1'36.273	1'36.309 (13)
15	A.MIGNO	21.470	J.MCPHEE	30.483	R.ROSSI	26.184	P.ACOSTA	18.217	15	D.FOGGIA	1'36.279	1'36.456 (17)
16	A.FERNANDEZ	21.471	S.NEPA	30.488	S.NEPA	26.188	K.TOBA	18.219	16	R.FENATI	1'36.288	1'36.385 (16)
17	L.FELLON	21.475	T.SUZUKI	30.502	N.ANTONELLI	26.206	D.FOGGIA	18.225	17	T.SUZUKI	1'36.308	1'36.358 (15)
18	D.FOGGIA	21.481	X.ARTIGAS	30.548	A.FERNANDEZ	26.206	S.GARCIA	18.240	18	G.RODRIGO	1'36.397	1'36.473 (19)
19	J.MCPHEE	21.482	R.YAMANAKA	30.554	M.KOFLER	26.231	R.YAMANAKA	18.245	19	C.TATAY	1'36.414	1'36.585 (21)
20	J.ALCOBA	21.482	Y.KUNII	30.569	L.FELLON	26.242	D.SALVADOR	18.268	20	X.ARTIGAS	1'36.441	1'36.554 (20)
21	Y.KUNII	21.492	C.TATAY	30.585	R.FENATI	26.242	G.RODRIGO	18.276	21	R.YAMANAKA	1'36.459	1'36.469 (18)
22	K.TOBA	21.495	L.FELLON	30.587	D.SALVADOR	26.258	Y.KUNII	18.295	22	L.FELLON	1'36.607	1'36.677 (22)
23	M.KOFLER	21.495	F.SALAC	30.599	D.ÖNCÜ	26.264	L.FELLON	18.303	23	A.FERNANDEZ	1'36.646	1'36.946 (26)
24	R.FENATI	21.534	M.KOFLER	30.634	I.GUEVARA	26.310	A.FERNANDEZ	18.309	24	D.SALVADOR	1'36.716	1'36.825 (23)

These data/results cannot be reproduced, stored and/or transmitted in whole or in part by any manner of electronic, mechanical, photocopying, recording, broadcasting or otherwise now known or herein after developed without the previous express consent by the copyright owner, except for reproduction in daily press and regular printed publications on sale to the public within 60 days of the event related to those data/results and always provided that copyright symbol appears together as follows below.
© DORNA, 2021

Official MotoGP Timing by TISSOT
www.motogp.com





4318 m.

MICHELIN® GRAND PRIX OF STYRIA

Free Practice Nr. 3

Best Partial Times

Moto3™

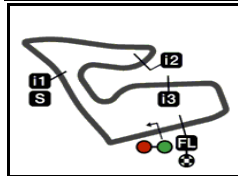
IT Ideal Lap Time, sum of the best partial times*BT* Best Lap Time

T1		T2		T3		T4						
<i>Pos</i>	<i>Rider</i>	<i>Time</i>	<i>Rider</i>	<i>Time</i>	<i>Rider</i>	<i>Time</i>	<i>Rider</i>	<i>Time</i>	<i>Pos</i>	<i>Rider</i>	<i>IT</i>	<i>BT</i>
25	R.YAMANAKA	21.538	D.SALVADOR	30.647	G.RODRIGO	26.325	C.TATAY	18.324	25	K.TOBA	1'36.733	1'36.871 (24)
26	D.SALVADOR	21.543	A.FERNANDEZ	30.660	K.TOBA	26.342	X.ARTIGAS	18.351	26	Y.KUNII	1'36.743	1'36.916 (25)
27	T.SUZUKI	21.567	K.TOBA	30.677	Y.KUNII	26.387	M.KOFLER	18.529	27	M.KOFLER	1'36.889	1'37.062 (27)
28	A.IZDIHAR	21.612	A.IZDIHAR	30.785	A.IZDIHAR	26.456	A.IZDIHAR	18.560	28	A.IZDIHAR	1'37.413	1'37.728 (28)

These data/results cannot be reproduced, stored and/or transmitted in whole or in part by any manner of electronic, mechanical, photocopying, recording, broadcasting or otherwise now known or herein after developed without the previous express consent by the copyright owner, except for reproduction in daily press and regular printed publications on sale to the public within 60 days of the event related to those data/results and always provided that copyright symbol appears together as follows below.
© DORNA, 2021


Official MotoGP Timing by TISSOT
www.motogp.com





4318 m.

MICHELIN® GRAND PRIX OF STYRIA**Free Practice Nr. 3****Fastest Laps Sequence**

<i>Practice Time</i>	 <i>Rider</i>	<i>Nation</i>	<i>Motorcycle</i>	<i>Time</i>	<i>Km/h</i>	<i>Rider's Lap</i>
3'37.144	11 Sergio GARCIA	SPA	GASGAS	1'37.778	158.9	2
6'17.231	7 Dennis FOGGIA	ITA	HONDA	1'37.761	159.0	3
6'20.140	55 Romano FENATI	ITA	HUSQVARNA	1'37.036	160.1	3
12'07.988	16 Andrea MIGNO	ITA	HONDA	1'36.428	161.2	7
25'08.851	23 Niccolò ANTONELLI	ITA	KTM	1'36.330	161.3	12
33'31.317	37 Pedro ACOSTA	SPA	KTM	1'36.224	161.5	14
35'07.466	37 Pedro ACOSTA	SPA	KTM	1'36.149	161.6	15
38'21.148	5 Jaume MASIA	SPA	KTM	1'35.968	161.9	17
40'03.267	71 Ayumu SASAKI	JPN	KTM	1'35.933	162.0	6

These data/results cannot be reproduced, stored and/or transmitted in whole or in part by any manner of electronic, mechanical, photocopying, recording, broadcasting or otherwise now known or herein after developed without the previous express consent by the copyright owner, except for reproduction in daily press and regular printed publications on sale to the public within 60 days of the event related to those data/results and always provided that copyright symbol appears together as follows below.

© DORNA, 2021

Official MotoGP Timing by TISSOT
www.motogp.com

Spielberg, Saturday, August 07, 2021

