


4318 m.

MICHELIN® GRAND PRIX OF STYRIA

Qualifying Nr. 1

Classification

17

	Rider	Nation	Team	Motorcycle	Time	Lap	Total	Gap	Top Speed
1	73 Alex MARQUEZ	SPA	LCR Honda CASTROL	HONDA	1'23.547	8	9		313.0
2	88 Miguel OLIVEIRA	POR	Red Bull KTM Factory Racing	KTM	1'23.552	8	9	0.005 0.005	309.4
3	42 Alex RINS	SPA	Team SUZUKI ECSTAR	SUZUKI	1'23.585	7	8	0.038 0.033	308.5
4	26 Dani PEDROSA	SPA	Red Bull KTM Factory Racing	KTM	1'23.730	9	9	0.183 0.145	312.1
5	44 Po ESPARGARO	SPA	Repsol Honda Team	HONDA	1'23.971	8	8	0.424 0.241	315.7
6	33 Brad BINDER	RSA	Red Bull KTM Factory Racing	KTM	1'24.050	3	8	0.503 0.079	311.2
7	46 Valentino ROSSI	ITA	Petronas Yamaha SRT	YAMAHA	1'24.097	7	9	0.550 0.047	304.2
8	10 Luca MARINI	ITA	SKY VR46 Avintia	DUCATI	1'24.115	8	8	0.568 0.018	309.4
9	27 Iker LECUONA	SPA	Tech 3 KTM Factory Racing	KTM	1'24.141	6	8	0.594 0.026	305.9
10	23 Enea BASTIANINI	ITA	Avintia Esponsorama	DUCATI	1'24.245	3	9	0.698 0.104	312.1
11	32 Lorenzo SAVADORI	ITA	Aprilia Racing Team Gresini	APRILIA	1'24.405	7	7	0.858 0.160	306.8
12	9 Danilo PETRUCCI	ITA	Tech 3 KTM Factory Racing	KTM	1'24.465	8	8	0.918 0.060	307.6
13	35 Cal CRUTCHLOW	GBR	Petronas Yamaha SRT	YAMAHA	1'24.513	7	8	0.966 0.048	305.0

Practice condition: **Dry**

Air: **25°**

Humidity: **50%**

Ground: **32°**

Fastest Lap:	Lap: 8	Alex MARQUEZ	1'23.547	186 Km/h
Best Race Lap:	2019	Andrea DOVIZIOSO	1'23.827	185.4 Km/h
All Time Lap Record:	2019	Marc MARQUEZ	1'23.027	187.2 Km/h

The results are provisional until the end of the limit for protest and appeals.

Time limit for protest expires 30' after publication of the results - Time:

These data/results cannot be reproduced, stored and/or transmitted in whole or in part by any manner of electronic, mechanical, photocopying, recording, broadcasting or otherwise now known or herein after developed without the previous express consent by the copyright owner, except for reproduction in daily press and regular printed publications on sale to the public within 60 days of the event related to those data/results and always provided that copyright symbol appears together as follows below.

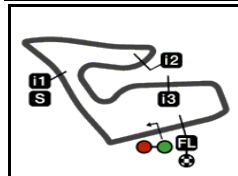
© DORNA, 2021

Official MotoGP Timing by **TISSOT**

www.motogp.com

Spielberg, Saturday, August 07, 2021





4318 m.

MICHELIN® GRAND PRIX OF STYRIA**Qualifying Nr. 1****Top Speed & Average****18**

<i>Rider</i>	<i>Nation</i>	<i>Motorcycle</i>	<i>Top 5 speeds</i>					<i>Average</i>	<i>Top</i>
44 Po ESPARGARO	SPA	HONDA	315.7	314.8	314.8	313.0	313.0	314.3	315.7
73 Alex MARQUEZ	SPA	HONDA	313.0	313.0	311.2	309.4	309.4	311.2	313.0
23 Enea BASTIANINI	ITA	DUCATI	312.1	311.2	310.3	308.5	286.4	305.7	312.1
26 Dani PEDROSA	SPA	KTM	312.1	310.3	310.3	310.3	307.6	310.1	312.1
33 Brad BINDER	RSA	KTM	311.2	310.3	309.4	308.5	308.5	309.6	311.2
10 Luca MARINI	ITA	DUCATI	309.4	309.4	308.5	305.9	305.9	307.5	309.4
88 Miguel OLIVEIRA	POR	KTM	309.4	309.4	308.5	308.5	305.0	308.2	309.4
42 Alex RINS	SPA	SUZUKI	308.5	308.5	305.9	305.9	305.0	306.8	308.5
9 Danilo PETRUCCI	ITA	KTM	307.6	307.6	305.9	304.2	302.5	305.6	307.6
32 Lorenzo SAVADORI	ITA	APRILIA	306.8	305.9	305.9	305.0	305.0	305.7	306.8
27 Iker LECUONA	SPA	KTM	305.9	305.9	305.0	305.0	305.0	305.4	305.9
35 Cal CRUTCHLOW	GBR	YAMAHA	305.0	303.3	303.3	303.3	269.3	296.8	305.0
46 Valentino ROSSI	ITA	YAMAHA	304.2	302.5	302.5	302.5	301.6	302.7	304.2

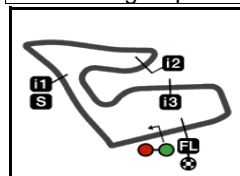
These data/results cannot be reproduced, stored and/or transmitted in whole or in part by any manner of electronic, mechanical, photocopying, recording, broadcasting or otherwise now known or herein after developed without the previous express consent by the copyright owner, except for reproduction in daily press and regular printed publications on sale to the public within 60 days of the event related to those data/results and always provided that copyright symbol appears together as follows below.

© DORNA, 2021

Official MotoGP Timing by **TISSOT**
www.motogp.com



Spielberg, Saturday, August 07, 2021



4318 m.

MICHELIN® GRAND PRIX OF STYRIA

Qualifying Nr. 1

Chronological Analysis of Performances

19

* Lap / Sector time cancelled

T1 Time from finish line to 1st intermediate

T3 Time from 2nd intermed. to 3rd intermed.

P Crossing the finish line in pit lane

T2 Time from 1st intermed. to 2nd intermed.

T4 Time from 3rd intermediate to finish line

**Tyre data subject to further updates

Lap	Lap Time	T1	T2	T3	T4	Speed	Lap	Lap Time	T1	T2	T3	T4	Speed	
1st	73	Alex MARQUEZ HONDA SPA						5	5'56.848	10.028	27.567	24.435	16.660	300.0
		LCR Honda CASTROL						6	1'23.781	17.390	26.324	23.717	16.350	305.9
		Runs=2 Total laps=9 Full laps=5						7	1'23.585	17.219	26.331	23.624	16.411	308.5
Run # 1	Front Tyre	Slick-Medium	Rear Tyre	Slick-Soft			8	1'33.949	P 17.235	26.345	25.144*	25.225	308.5	
		New Tyre	New Tyre											
1	1'43.061	10.361	28.851	24.740	16.927	291.8								
2	1'25.412	17.467	26.750	24.469	16.726	308.5								
3	1'24.218	17.350	26.422	23.821	16.625	309.4								
4	1'23.968	17.328	26.437	23.723	16.480	311.2								
5	1'32.165	P 18.246	27.418	24.239	22.262	300.8								
Run # 2	Front Tyre	Slick-Medium	Rear Tyre	Slick-Soft										
		5 Laps at start	New Tyre											
6	4'11.626	10.889	29.077	30.698	17.174	260.2								
7	1'28.467	17.332	26.569	26.425	18.141	313.0								
8	1'23.547	17.254	26.211	23.677	16.405	313.0								
9	1'35.360	P 17.309	27.988	26.160*	23.903	309.4								
2nd	88	Miguel OLIVEIRA KTM POR												
		Red Bull KTM Factory Racing												
		Runs=1 Total laps=9 Full laps=5												
Run # 1	Front Tyre	Slick-Hard	Rear Tyre	Slick-Soft										
		New Tyre	New Tyre											
1	2'06.238	12.101	29.163	24.668	16.656	276.2								
2	1'25.568	17.602	27.091	24.032	16.843	305.0								
3	1'24.292	17.329	26.797	23.773	16.393	308.5								
4	1'23.773	17.225	26.578	23.596	16.374	309.4								
5	1'35.703	P 17.496	28.945	26.150	23.112	303.3								
Run # 2	Front Tyre	Slick-Hard	Rear Tyre	Slick-Soft										
		5 Laps at start	New Tyre											
6	3'25.235	11.965	29.974	25.829	16.774	242.6								
7	1'32.316	* 21.385*	27.587	26.698	16.646	273.4								
8	1'23.552	17.179	26.368	23.639	16.366	308.5								
9	1'24.116	17.212	26.358	23.912	16.634	309.4								
3rd	42	Alex RINS SUZUKI SPA												
		Team SUZUKI ECSTAR												
		Runs=2 Total laps=8 Full laps=4												
Run # 1	Front Tyre	Slick-Medium	Rear Tyre	Slick-Soft										
		New Tyre	New Tyre											
1	1'36.042	10.027	28.043	24.599	16.708	294.2								
2	1'24.246	17.367	26.561	23.846	16.472	305.0								
3	1'23.844	17.273	26.465	23.721	16.385	305.9								
4	1'33.137	P 17.430*	27.683	24.625	23.399	292.6								
Run # 2	Front Tyre	Slick-Medium	Rear Tyre	Slick-Soft										
		4 Laps at start	New Tyre											
5	4'54.400	* 9.681	28.734	24.694*	17.030	301.6								
6	1'32.333	17.272	26.542	31.487	17.032	313.0								
7	1'23.998	* 17.285	26.469	23.695*	16.549	314.8								
8	1'23.971	17.333	26.360	23.677	16.601	313.0								
4th	26	Dani PEDROSA KTM SPA												
		Red Bull KTM Factory Racing												
		Runs=1 Total laps=9 Full laps=5												
Run # 1	Front Tyre	Slick-Hard	Rear Tyre	Slick-Soft										
		New Tyre	New Tyre											
1	1'57.508	15.308	29.914	25.587	17.118	212.1								
2	1'33.343	22.681	28.738	24.373	17.551	148.5								
3	1'24.277	17.255	26.751	23.741	16.530	310.3								
4	1'24.115	17.289	26.578	23.695	16.553	310.3								
5	1'37.436	P 20.562*	29.052	24.877	22.945	226.4								
Run # 2	Front Tyre	Slick-Hard	Rear Tyre	Slick-Soft										
		5 Laps at start	New Tyre											
6	2'59.578	11.835	27.954	24.669	16.795	282.7								
7	1'24.399	17.189	26.786	23.845	16.579	307.6								
8	1'23.978	* 17.173	26.543	23.685*	16.577*	310.3								
9	1'23.730	17.167	26.450	23.547	16.566	312.1								
5th	44	Poi ESPARGARO HONDA SPA												
		Repsol Honda Team												
		Runs=1 Total laps=8 Full laps=3												
Run # 1	Front Tyre	Slick-Hard	Rear Tyre	Slick-Soft										
		New Tyre	New Tyre											
1	2'02.306	9.892	28.242	24.689	17.731	295.0								
2	1'30.457	* 17.471	32.218*	24.021	16.747	309.4								
3	1'24.129	17.316	26.675	23.638	16.500	315.7								
4	1'30.324	P 17.331	26.588	23.697*	22.708	314.8								
Run # 2	Front Tyre	Slick-Hard	Rear Tyre	Slick-Medium										
		4 Laps at start	New Tyre											
5	4'54.400	* 9.681	28.734	24.694*	17.030	301.6								
6	1'32.333	17.272	26.542	31.487	17.032	313.0								
7	1'23.998	* 17.285	26.469	23.695*	16.549	314.8								
8	1'23.971	17.333	26.360	23.677	16.601	313.0								
6th	33	Brad BINDER KTM RSA												
		Red Bull KTM Factory Racing												
		Runs=1 Total laps=8 Full laps=2												
Run # 1	Front Tyre	Slick-Hard	Rear Tyre	Slick-Soft										
		New Tyre	New Tyre											
1	2'00.183	13.036	29.012	25.188	23.461	261.5								
2	1'24.598	* 17.296	26.891	23.839*	16.572	311.2								
3	1'24.050	17.244	26.476	23.832	16.498	308.5								

Fastest Lap: Alex MARQUEZ LCR Honda CASTRO SPA **1'23.547** 17.254 26.211 23.677 16.405

These data/results cannot be reproduced, stored and/or transmitted in whole or in part by any manner of electronic, mechanical, photocopying, recording, broadcasting or otherwise now known or herein after developed without the previous express consent by the copyright owner, except for reproduction in daily press and regular printed publications on sale to the public within 60 days of the event related to those data/results and always provided that copyright symbol appears together as follows below.
© DORNA, 2021



Qualifying Nr. 1

MotoGP

Lap	Lap Time	T1	T2	T3	T4	Speed
4	1'45.121 P	17.255	26.541	35.818*	25.507	308.5
Run # 2	Front Tyre	Slick-Hard	Rear Tyre	Slick-Soft		
4 Laps at start				New Tyre		
5	4'43.829	17.156	29.448	25.096	16.649	179.7
6	1'31.198	17.223	26.366	30.902	16.707	309.4
7	1'24.726 *	17.494*	26.556	24.182	16.494	305.9
8	1'23.935 *	17.246*	26.369	23.770	16.550	310.3

7th 46 Valentino ROSSI YAMAHA ITA
Petronas Yamaha SRT

Run #	Front Tyre	Slick-Medium	Rear Tyre	Slick-Soft	Speed
Runs=1 Total laps=9 Full laps=6					
Run # 1	Front Tyre	Slick-Medium	Rear Tyre	Slick-Soft	
New Tyre				New Tyre	
1	1'58.284	10.525	29.585	25.343	17.101 253.5
2	1'31.106	17.628	32.512	24.346	16.620 301.6
3	1'24.389	17.488	26.503	23.911	16.487 300.8
4	1'24.567	17.382	26.746	23.977	16.462 302.5
5	1'35.113 P	19.236	28.916	25.317	21.644 260.2

Run #	Front Tyre	Slick-Medium	Rear Tyre	Slick-Soft	Speed
Runs=1 Total laps=8 Full laps=4					
Run # 2	Front Tyre	Slick-Medium	Rear Tyre	Slick-Soft	
5 Laps at start				New Tyre	
6	3'03.905	10.007	27.449	24.231	16.509 285.7
7	1'24.097	17.391	26.428	23.893	16.385 302.5
8	1'24.192	17.438	26.442	23.894	16.418 302.5
9	1'24.126	17.381	26.423	23.847	16.475 304.2

8th 10 Luca MARINI DUCATI ITA
SKY VR46 Avintia

Run #	Front Tyre	Slick-Medium	Rear Tyre	Slick-Soft	Speed
Runs=1 Total laps=8 Full laps=4					
Run # 1	Front Tyre	Slick-Medium	Rear Tyre	Slick-Soft	
New Tyre				New Tyre	
1	2'01.238	14.055	30.065	27.008	23.857 238.9
2	1'25.453	17.727	26.891	24.158	16.677 305.9
3	1'24.489	17.515	26.702	23.789	16.483 305.9
4	1'40.283 P	17.405	34.533*	24.208	24.137 305.9

Run #	Front Tyre	Slick-Medium	Rear Tyre	Slick-Soft	Speed
Runs=1 Total laps=8 Full laps=5					
Run # 2	Front Tyre	Slick-Medium	Rear Tyre	Slick-Soft	
4 Laps at start				New Tyre	
5	4'50.346	11.120	28.230	24.697	17.020 293.4
6	1'33.078	17.448	26.726	31.589	17.315 309.4
7	1'24.265 *	17.377	26.636	23.837*	16.415 309.4
8	1'24.115	17.323	26.481	23.682	16.629 308.5

9th 27 Iker LECUONA KTM SPA
Tech 3 KTM Factory Racing

Run #	Front Tyre	Slick-Hard	Rear Tyre	Slick-Soft	Speed
Runs=1 Total laps=8 Full laps=2					
Run # 1	Front Tyre	Slick-Hard	Rear Tyre	Slick-Soft	
New Tyre				New Tyre	
1	1'58.788	10.896	29.640	25.305	17.462 255.9
2	1'28.408 *	17.543*	26.849	23.832	20.184 305.0
3	1'30.054 *	17.503	28.989*	24.512	19.050 305.0
4	1'30.709 P	17.490	26.898	23.754*	22.567 305.9

Run #	Front Tyre	Slick-Hard	Rear Tyre	Slick-Soft	Speed
Runs=1 Total laps=8 Full laps=2					
Run # 2	Front Tyre	Slick-Hard	Rear Tyre	Slick-Soft	
4 Laps at start				New Tyre	
5	4'50.087	16.929	29.537	25.062	16.776 168.7
6	1'24.141	17.420	26.552	23.623	16.546 305.9
7	1'24.358 *	17.399	26.775	23.713	16.471* 305.0
8	1'47.839	17.402	26.612	46.287	17.538 304.2

10th 23 Enea BASTIANINI DUCATI ITA
Avintia Esponsorama

Run #	Front Tyre	Slick-Medium	Rear Tyre	Slick-Soft	Speed
Runs=2 Total laps=9 Full laps=1					
Run # 1	Front Tyre	Slick-Medium	Rear Tyre	Slick-Soft	
New Tyre				New Tyre	
1	1'55.470 *	12.252	29.491	25.487*	17.010 247.7
2	1'32.849 *	22.762*	29.054	24.347	16.686 204.9
3	1'24.245	17.327	26.455	24.024	16.439 312.1
4	1'24.122 *	17.236	26.397	24.079*	16.410 310.3
5	1'33.876 P	18.369*	27.481	24.897	23.129 286.4

Run #	Front Tyre	Slick-Medium	Rear Tyre	Slick-Soft	Speed
Runs=2 Total laps=8 Full laps=4					
Run # 2	Front Tyre	Slick-Medium	Rear Tyre	Slick-Soft	
5 Laps at start				New Tyre	
6	3'48.897	11.655	28.666	30.724	16.992 258.3
7	1'28.311 *	17.291*	29.172*	25.327	16.521 308.5
8	1'23.510 *	17.132	26.129	23.909*	16.340 311.2
9	1'36.384 P	19.726*	27.097	24.765*	24.796 271.3

11th 32 Lorenzo SAVADORI APRILIA ITA
Aprilia Racing Team Gresini

Run #	Front Tyre	Slick-Hard	Rear Tyre	Slick-Soft	Speed
Runs=2 Total laps=8 Full laps=4					
Run # 1	Front Tyre	Slick-Hard	Rear Tyre	Slick-Soft	
New Tyre				New Tyre	
1	1'43.360	10.648	29.764	24.554	16.944 279.7
2	1'25.303	17.579	26.735	24.260	16.729 305.0
3	1'24.683	17.571	26.816	23.695	16.601 305.0
4	1'40.736 P	17.418	28.828	29.624	24.866 305.9

Run #	Front Tyre	Slick-Hard	Rear Tyre	Slick-Soft	Speed
Runs=2 Total laps=8 Full laps=4					
Run # 2	Front Tyre	Slick-Hard	Rear Tyre	Slick-Soft	
4 Laps at start				New Tyre	
5	5'08.071	23.299	29.794	28.722	17.383 181.2
6	1'33.064	17.494	26.570	31.229	17.771 306.8
7	1'24.405	17.620	26.684	23.666	16.435 304.2
unfinished	17.543	26.452			305.9

12th 9 Danilo PETRUCCI KTM ITA
Tech 3 KTM Factory Racing

Run #	Front Tyre	Slick-Hard	Rear Tyre	Slick-Soft	Speed
Runs=1 Total laps=8 Full laps=5					
Run # 1	Front Tyre	Slick-Hard	Rear Tyre	Slick-Soft	
New Tyre				New Tyre	
1	1'57.797	12.196	29.987	25.612	17.173 210.5
2	1'27.606	17.694	28.359	24.439	17.114 302.5
3	1'24.599	17.529	26.806	23.721	16.543 304.2
4	1'41.839 P	18.402	35.310*	24.174	23.953 235.2

Run #	Front Tyre	Slick-Hard	Rear Tyre	Slick-Soft	Speed
Runs=1 Total laps=8 Full laps=5					
Run # 2	Front Tyre	Slick-Hard	Rear Tyre	Slick-Soft	
4 Laps at start				New Tyre	
5	4'51.555	16.890	29.600	25.333	21.388 175.6
6	1'30.760	17.493	26.854	29.464	16.949 307.6
7	1'26.979	17.441	27.603	25.336	16.599 307.6
8	1'24.465	17.406	26.770	23.742	16.547 305.9

13th 35 Cal CRUTCHLOW YAMAHA GBR
Petronas Yamaha SRT

Run #	Front Tyre	Slick-Medium	Rear Tyre	Slick-Soft	Speed
Runs=1 Total laps=8 Full laps=4					
Run # 1	Front Tyre	Slick-Medium	Rear Tyre	Slick-Soft	
New Tyre				New Tyre	
1	1'59.487	13.112	30.200	29.193	17.135 269.3
2	1'34.298	17.589	35.834	24.114	16.761 303.3

Fastest Lap: Alex MARQUEZ LCR Honda CASTRO SPA **1'23.547** 17.254 26.211 23.677 16.405

These data/results cannot be reproduced, stored and/or transmitted in whole or in part by any manner of electronic, mechanical, photocopying, recording, broadcasting or otherwise now known or herein after developed without the previous express consent by the copyright owner, except for reproduction in daily press and regular printed publications on sale to the public within 60 days of the event related to those data/results and always provided that copyright symbol appears together as follows below.
© DORNA, 2021



Qualifying Nr. 1

MotoGP

Lap	Lap Time	T1	T2	T3	T4	Speed	Lap	Lap Time	T1	T2	T3	T4	Speed
3	1'24.591	17.464	26.599	23.884	16.644	303.3							
4	1'37.043 P	21.749*	28.037	24.671	22.586	225.0							
Run # 2	Front Tyre	Slick-Medium	Rear Tyre	Slick-Soft									
	4 Laps at start			New Tyre									
5	4'47.597 *	15.589	36.701*	27.503	16.986	165.1							
6	1'32.943	17.445	26.636	31.668	17.194	303.3							
7	1'24.513	17.497	26.603	23.849	16.564	305.0							
8	1'30.849 *	20.795*	27.877	24.706	17.471	246.5							

Fastest Lap: Alex MARQUEZ LCR Honda CASTRO SPA **1'23.547** 17.254 26.211 23.677 16.405

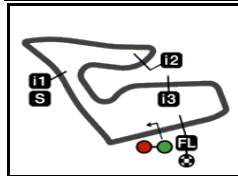
These data/results cannot be reproduced, stored and/or transmitted in whole or in part by any manner of electronic, mechanical, photocopying, recording, broadcasting or otherwise now known or herein after developed without the previous express consent by the copyright owner, except for reproduction in daily press and regular printed publications on sale to the public within 60 days of the event related to those data/results and always provided that copyright symbol appears together as follows below.

© DORNA, 2021

Official MotoGP Timing by **TISSOT**
www.motogp.com

Spielberg, Saturday, August 07, 2021





4318 m.

MICHELIN® GRAND PRIX OF STYRIAAfter the **Qualifying Nr. 1****Event Best Maximum Speed**

<i>Rider</i>	<i>Nation Team</i>	<i>Motorcycle</i>	<i>Km/h</i>
89 Jorge MARTIN	SPA Pramac Racing	DUCATI	319.5 Free Practice Nr. 4
63 Francesco BAGNAIA	ITA Ducati Lenovo Team	DUCATI	319.5 Free Practice Nr. 4
44 Po ESPARGARO	SPA Repsol Honda Team	HONDA	318.5 Free Practice Nr. 3
26 Dani PEDROSA	SPA Red Bull KTM Factory Racing	KTM	315.7 Free Practice Nr. 4
43 Jack MILLER	AUS Ducati Lenovo Team	DUCATI	315.7 Free Practice Nr. 1
5 Johann ZARCO	FRA Pramac Racing	DUCATI	315.7 Free Practice Nr. 3
73 Alex MARQUEZ	SPA LCR Honda CASTROL	HONDA	315.7 Free Practice Nr. 3
93 Marc MARQUEZ	SPA Repsol Honda Team	HONDA	314.8 Free Practice Nr. 3
23 Enea BASTIANINI	ITA Avintia Esponsorama	DUCATI	313.9 Free Practice Nr. 3
30 Takaaki NAKAGAMI	JPN LCR Honda IDEMITSU	HONDA	313.0 Free Practice Nr. 3
33 Brad BINDER	RSA Red Bull KTM Factory Racing	KTM	313.0 Free Practice Nr. 3
41 Aleix ESPARGARO	SPA Aprilia Racing Team Gresini	APRILIA	311.2 Free Practice Nr. 4
88 Miguel OLIVEIRA	POR Red Bull KTM Factory Racing	KTM	311.2 Free Practice Nr. 1
10 Luca MARINI	ITA SKY VR46 Avintia	DUCATI	311.2 Free Practice Nr. 4
9 Danilo PETRUCCI	ITA Tech 3 KTM Factory Racing	KTM	311.2 Free Practice Nr. 4
12 Maverick VIÑALES	SPA Monster Energy Yamaha MotoGP	YAMAHA	311.2 Free Practice Nr. 4
20 Fabio QUARTARARO	FRA Monster Energy Yamaha MotoGP	YAMAHA	310.3 Free Practice Nr. 3
32 Lorenzo SAVADORI	ITA Aprilia Racing Team Gresini	APRILIA	310.3 Free Practice Nr. 3
36 Joan MIR	SPA Team SUZUKI ECSTAR	SUZUKI	310.3 Free Practice Nr. 1
42 Alex RINS	SPA Team SUZUKI ECSTAR	SUZUKI	309.4 Free Practice Nr. 4
27 Iker LECUONA	SPA Tech 3 KTM Factory Racing	KTM	308.5 Free Practice Nr. 3
46 Valentino ROSSI	ITA Petronas Yamaha SRT	YAMAHA	307.6 Free Practice Nr. 1
35 Cal CRUTCHLOW	GBR Petronas Yamaha SRT	YAMAHA	306.8 Free Practice Nr. 1

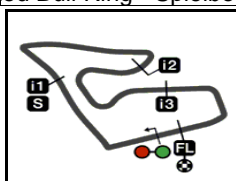
These data/results cannot be reproduced, stored and/or transmitted in whole or in part by any manner of electronic, mechanical, photocopying, recording, broadcasting or otherwise now known or herein after developed without the previous express consent by the copyright owner, except for reproduction in daily press and regular printed publications on sale to the public within 60 days of the event related to those data/results and always provided that copyright symbol appears together as follows below.

© DORNA, 2021

Official MotoGP Timing by **TISSOT**
www.motogp.com

Spielberg, Saturday, August 07, 2021





4318 m.

MICHELIN® GRAND PRIX OF STYRIA

Qualifying Nr. 1

Best Partial Times

MotoGP™

IT Ideal Lap Time, sum of the best partial times*BT* Best Lap Time

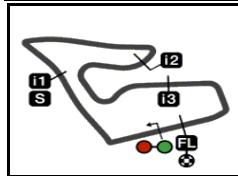
<i>T1</i>		<i>T2</i>		<i>T3</i>		<i>T4</i>				<i>IT</i>	<i>BT</i>	
<i>Pos</i>	<i>Rider</i>	<i>Time</i>	<i>Rider</i>	<i>Time</i>	<i>Rider</i>	<i>Time</i>	<i>Rider</i>	<i>Time</i>	<i>Pos</i>	<i>Rider</i>	<i>IT</i>	<i>BT</i>
1	E.BASTIANINI	17.132	E.BASTIANINI	26.129	D.PEDROSA	23.547	E.BASTIANINI	16.340	1	M.OLIVEIRA	1'23.499	1'23.552 (2)
2	D.PEDROSA	17.167	A.MARQUEZ	26.211	M.OLIVEIRA	23.596	A.RINS	16.350	2	A.RINS	1'23.517	1'23.585 (3)
3	M.OLIVEIRA	17.179	A.RINS	26.324	I.LECUONA	23.623	M.OLIVEIRA	16.366	3	A.MARQUEZ	1'23.547	1'23.547 (1)
4	A.RINS	17.219	M.OLIVEIRA	26.358	A.RINS	23.624	V.ROSSI	16.385	4	E.BASTIANINI	1'23.625	1'24.245 (10)
5	B.BINDER	17.223	P.ESPARGARO	26.360	P.ESPARGARO	23.638	A.MARQUEZ	16.405	5	D.PEDROSA	1'23.694	1'23.730 (4)
6	A.MARQUEZ	17.254	B.BINDER	26.366	L.SAVADORI	23.666	L.MARINI	16.415	6	P.ESPARGAR	1'23.770	1'23.971 (5)
7	P.ESPARGARO	17.272	V.ROSSI	26.423	A.MARQUEZ	23.677	L.SAVADORI	16.435	7	B.BINDER	1'23.853	1'24.050 (6)
8	L.MARINI	17.323	D.PEDROSA	26.450	L.MARINI	23.682	B.BINDER	16.494	8	L.MARINI	1'23.901	1'24.115 (8)
9	V.ROSSI	17.381	L.SAVADORI	26.452	D.PETRUCCI	23.721	P.ESPARGARO	16.500	9	L.SAVADORI	1'23.971	1'24.405 (11)
10	I.LECUONA	17.399	L.MARINI	26.481	B.BINDER	23.770	D.PEDROSA	16.530	10	V.ROSSI	1'24.036	1'24.097 (7)
11	D.PETRUCCI	17.406	I.LECUONA	26.552	V.ROSSI	23.847	D.PETRUCCI	16.543	11	I.LECUONA	1'24.120	1'24.141 (9)
12	L.SAVADORI	17.418	C.CRUTCHLOW	26.599	C.CRUTCHLOW	23.849	I.LECUONA	16.546	12	D.PETRUCCI	1'24.440	1'24.465 (12)
13	C.CRUTCHLOW	17.445	D.PETRUCCI	26.770	E.BASTIANINI	24.024	C.CRUTCHLOW	16.564	13	C.CRUTCHLO	1'24.457	1'24.513 (13)

These data/results cannot be reproduced, stored and/or transmitted in whole or in part by any manner of electronic, mechanical, photocopying, recording, broadcasting or otherwise now known or herein after developed without the previous express consent by the copyright owner, except for reproduction in daily press and regular printed publications on sale to the public within 60 days of the event related to those data/results and always provided that copyright symbol appears together as follows below.

© DORNA, 2021


Official MotoGP Timing by TISSOT
www.motogp.com





4318 m.

MICHELIN® GRAND PRIX OF STYRIA**Qualifying Nr. 1****Fastest Laps Sequence**

<i>Practice Time</i>	 <i>Rider</i>	<i>Nation</i>	<i>Motorcycle</i>	<i>Time</i>	<i>Km/h</i>	<i>Rider's Lap</i>
3'00.288	42 Alex RINS	SPA	SUZUKI	1'24.246	184.5	2
4'24.132	42 Alex RINS	SPA	SUZUKI	1'23.844	185.4	3
6'19.871	88 Miguel OLIVEIRA	POR	KTM	1'23.773	185.5	4
14'16.677	88 Miguel OLIVEIRA	POR	KTM	1'23.552	186.0	8
14'32.464	73 Alex MARQUEZ	SPA	HONDA	1'23.547	186.0	8

These data/results cannot be reproduced, stored and/or transmitted in whole or in part by any manner of electronic, mechanical, photocopying, recording, broadcasting or otherwise now known or herein after developed without the previous express consent by the copyright owner, except for reproduction in daily press and regular printed publications on sale to the public within 60 days of the event related to those data/results and always provided that copyright symbol appears together as follows below.

© DORNA, 2021

Official MotoGP Timing by **TISSOT**
www.motogp.com

Spielberg, Saturday, August 07, 2021