




4318 m.

MICHELIN® GRAND PRIX OF STYRIA

Free Practice Nr. 1

Classification

3

		Rider	Nation	Team	Motorcycle	Time	Lap Total	Gap	Top Speed
1	30	Takaaki NAKAGAMI	JPN	LCR Honda IDEMITSU	HONDA	1'23.805	22 22		312.1
2	36	Joan MIR	SPA	Team SUZUKI ECSTAR	SUZUKI	1'23.881	21 22	0.076 0.076	310.3
3	41	Aleix ESPARGARO	SPA	Aprilia Racing Team Gresini	APRILIA	1'24.183	20 22	0.378 0.302	308.5
4	42	Alex RINS	SPA	Team SUZUKI ECSTAR	SUZUKI	1'24.221	22 23	0.416 0.038	307.6
5	44	PoI ESPARGARO	SPA	Repsol Honda Team	HONDA	1'24.254	22 22	0.449 0.033	315.7
6	93	Marc MARQUEZ	SPA	Repsol Honda Team	HONDA	1'24.475	14 24	0.670 0.221	313.9
7	12	Maverick VIÑALES	SPA	Monster Energy Yamaha MotoGP	YAMAHA	1'24.492	19 25	0.687 0.017	310.3
8	20	Fabio QUARTARARO	FRA	Monster Energy Yamaha MotoGP	YAMAHA	1'24.580	7 26	0.775 0.088	307.6
9	5	Johann ZARCO	FRA	Pramac Racing	DUCATI	1'24.580	22 22	0.775	314.8
10	43	Jack MILLER	AUS	Ducati Lenovo Team	DUCATI	1'24.827	21 21	1.022 0.247	315.7
11	26	Dani PEDROSA	SPA	Red Bull KTM Factory Racing	KTM	1'24.850	20 21	1.045 0.023	307.6
12	63	Francesco BAGNAIA	ITA	Ducati Lenovo Team	DUCATI	1'24.915	20 26	1.110 0.065	313.0
13	73	Alex MARQUEZ	SPA	LCR Honda CASTROL	HONDA	1'24.959	8 23	1.154 0.044	313.0
14	10	Luca MARINI	ITA	SKY VR46 Avintia	DUCATI	1'25.207	20 22	1.402 0.248	309.4
15	88	Miguel OLIVEIRA	POR	Red Bull KTM Factory Racing	KTM	1'25.238	12 14	1.433 0.031	311.2
16	46	Valentino ROSSI	ITA	Petronas Yamaha SRT	YAMAHA	1'25.264	15 22	1.459 0.026	307.6
17	89	Jorge MARTIN	SPA	Pramac Racing	DUCATI	1'25.316	22 22	1.511 0.052	315.7
18	33	Brad BINDER	RSA	Red Bull KTM Factory Racing	KTM	1'25.317	13 22	1.512 0.001	313.0
19	9	Daniilo PETRUCCI	ITA	Tech 3 KTM Factory Racing	KTM	1'25.409	8 20	1.604 0.092	304.2
20	27	Iker LECUONA	SPA	Tech 3 KTM Factory Racing	KTM	1'25.499	19 20	1.694 0.090	308.5
21	23	Enea BASTIANINI	ITA	Avintia Esponsorama	DUCATI	1'25.585	9 21	1.780 0.086	313.0
22	32	Lorenzo SAVADORI	ITA	Aprilia Racing Team Gresini	APRILIA	1'25.793	18 21	1.988 0.208	305.9
23	35	Cal CRUTCHLOW	GBR	Petronas Yamaha SRT	YAMAHA	1'26.090	12 20	2.285 0.297	306.8

Practice condition: **Dry**Air: **22°**Humidity: **52%**Ground: **25°**

Fastest Lap:	Lap: 22	Takaaki NAKAGAMI	1'23.805	185.4 Km/h
Best Race Lap:	2019	Andrea DOVIZIOSO	1'23.827	185.4 Km/h
All Time Lap Record:	2019	Marc MARQUEZ	1'23.027	187.2 Km/h

The results are provisional until the end of the limit for protest and appeals.

Time limit for protest expires 30' after publication of the results - Time:

These data/results cannot be reproduced, stored and/or transmitted in whole or in part by any manner of electronic, mechanical, photocopying, recording, broadcasting or otherwise now known or herein after developed without the previous express consent by the copyright owner, except for reproduction in daily press and regular printed publications on sale to the public within 60 days of the event related to those data/results and always provided that copyright symbol appears together as follows below.

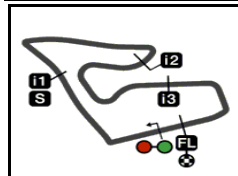
© DORNA, 2021

Official MotoGP Timing by TISSOT

www.motogp.com

Spielberg, Friday, August 06, 2021





4318 m.

MICHELIN® GRAND PRIX OF STYRIA

Free Practice Nr. 1

Top Speed & Average

4



Rider	Nation	Motorcycle	Top 5 speeds					Average	Top
43 Jack MILLER	AUS	DUCATI	315.7	313.9	313.9	313.9	313.9	314.3	315.7
44 Pol ESPARGARO	SPA	HONDA	315.7	315.7	314.8	313.9	313.9	314.8	315.7
89 Jorge MARTIN	SPA	DUCATI	315.7	315.7	315.7	315.7	314.8	315.3	315.7
5 Johann ZARCO	FRA	DUCATI	314.8	313.9	313.0	312.1	311.2	312.1	314.8
93 Marc MARQUEZ	SPA	HONDA	313.9	313.0	313.0	312.1	311.2	312.4	313.9
23 Enea BASTIANINI	ITA	DUCATI	313.0	313.0	312.1	311.2	311.2	312.1	313.0
33 Brad BINDER	RSA	KTM	313.0	312.1	312.1	312.1	311.2	311.7	313.0
63 Francesco BAGNAIA	ITA	DUCATI	313.0	312.1	312.1	312.1	311.2	311.8	313.0
73 Alex MARQUEZ	SPA	HONDA	313.0	313.0	312.1	312.1	312.1	312.5	313.0
30 Takaaki NAKAGAMI	JPN	HONDA	312.1	312.1	311.2	311.2	310.3	310.8	312.1
88 Miguel OLIVEIRA	POR	KTM	311.2	310.3	310.3	309.4	308.5	309.9	311.2
12 Maverick VIÑALES	SPA	YAMAHA	310.3	308.5	306.8	306.8	306.8	307.8	310.3
36 Joan MIR	SPA	SUZUKI	310.3	307.6	307.6	306.8	306.8	307.4	310.3
10 Luca MARINI	ITA	DUCATI	309.4	308.5	308.5	307.6	307.6	308.3	309.4
27 Iker LECUONA	SPA	KTM	308.5	306.8	306.8	305.0	305.0	306.0	308.5
41 Aleix ESPARGARO	SPA	APRILIA	308.5	307.6	307.6	307.6	306.8	307.3	308.5
20 Fabio QUARTARARO	FRA	YAMAHA	307.6	307.6	306.8	306.8	305.9	306.6	307.6
26 Dani PEDROSA	SPA	KTM	307.6	307.6	307.6	306.8	306.8	307.3	307.6
42 Alex RINS	SPA	SUZUKI	307.6	307.6	307.6	306.8	306.8	307.1	307.6
46 Valentino ROSSI	ITA	YAMAHA	307.6	305.9	305.0	305.0	305.0	305.7	307.6
35 Cal CRUTCHLOW	GBR	YAMAHA	306.8	305.9	305.0	304.2	304.2	305.2	306.8
32 Lorenzo SAVADORI	ITA	APRILIA	305.9	305.9	304.2	304.2	304.2	304.9	305.9
9 Danilo PETRUCCI	ITA	KTM	304.2	304.2	304.2	304.2	303.3	303.8	304.2

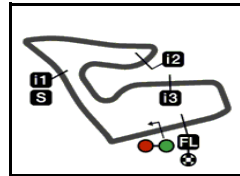
These data/results cannot be reproduced, stored and/or transmitted in whole or in part by any manner of electronic, mechanical, photocopying, recording, broadcasting or otherwise now known or herein after developed without the previous express consent by the copyright owner, except for reproduction in daily press and regular printed publications on sale to the public within 60 days of the event related to those data/results and always provided that copyright symbol appears together as follows below.

© DORNA, 2021

Official MotoGP Timing by TISSOT
www.motogp.com



Spielberg, Friday, August 06, 2021



4318 m.

MICHELIN® GRAND PRIX OF STYRIA

Free Practice Nr. 1

Chronological Analysis of Performances

5

* Lap / Sector time cancelled

T1 Time from finish line to 1st intermediate

T3 Time from 2nd intermed. to 3rd intermed.

P Crossing the finish line in pit lane

T2 Time from 1st intermed. to 2nd intermed.

T4 Time from 3rd intermediate to finish line

** Tyre data subject to further updates

Lap	Lap Time	T1	T2	T3	T4	Speed	Lap	Lap Time	T1	T2	T3	T4	Speed	
1st	30	Takaaki NAKAGAMI HONDA JPN LCR Honda IDEMITSU						Run # 2	Front Tyre Slick-Soft Rear Tyre Slick-Medium 8 Laps at start 8 Laps at start					
		Runs=2	Total laps=22	Full laps=9			9	7'10.510	10.641	28.449	24.955	17.089	287.2	
Run # 1	Front Tyre	Slick-Soft	Rear Tyre	Slick-Medium	New Tyre		10	1'25.471	17.613	26.966	24.273	16.619	305.0	
1	2'04.112	12.050	32.641	26.825	18.285	219.9	11	1'24.731	17.439	26.783	23.966	16.543	305.9	
2	1'29.549	18.334	28.706	25.167	17.342	307.6	12	1'24.554	17.437	26.751	23.921	16.445	307.6	
3	1'27.205	17.855	27.696	24.890	16.764	312.1	13	1'33.075 P	17.420	27.131	24.005*	24.519	310.3	
4	1'25.266 *	17.565	27.068	24.057*	16.576	310.3	Run # 3	Front Tyre Slick-Soft Rear Tyre Slick-Medium 13 Laps at start 13 Laps at start						
5	1'27.861	17.537	29.565	24.201	16.558	310.3	14	6'03.604	11.012	28.491	25.763	16.940	294.2	
6	1'24.788	17.562	26.772	23.936	16.518	311.2	15	1'25.508	17.532	26.988	24.313	16.675	306.8	
7	1'36.796 *	21.528	33.883*	24.658	16.727	200.3	16	1'24.560	17.419	26.584	24.030	16.527	305.9	
8	1'28.260	17.462	29.168	24.394	17.236	312.1	17	1'31.697 P	17.419	26.664	24.104	23.510	306.8	
9	1'26.584 *	17.382	26.849	23.825*	18.528	310.3	Run # 4	Front Tyre Slick-Medium Rear Tyre Slick-Medium New Tyre New Tyre						
10	1'37.359 P	19.909	28.835	24.806	23.809	255.3	18	4'54.433	12.632	28.982	24.757	16.796	274.8	
Run # 2	Front Tyre	Slick-Soft	Rear Tyre	Slick-Medium	New Tyre		19	1'25.740	17.586	26.944	24.365	16.845	304.2	
		10 Laps at start	10 Laps at start				20	1'24.183	17.360	26.578	23.769	16.476	305.9	
11	8'22.052	11.225	30.895	28.195	17.209	255.9	21	1'23.881	17.367	26.477	23.710	16.327	306.8	
12	1'26.057 *	17.710	27.365	24.307*	16.675	309.4	22	1'24.150 *	17.463	26.543	23.751*	16.393	307.6	
13	1'24.969 *	17.596	26.798	24.015*	16.560	309.4	3rd	41	Aleix ESPARGARO APRILIA SPA Aprilia Racing Team Gresini					
14	1'24.858	17.445	27.021	23.910	16.482	310.3			Runs=2	Total laps=22	Full laps=7			
15	1'24.605 *	17.393	26.808*	23.888	16.516	310.3	Run # 1	Front Tyre	Slick-Soft	Rear Tyre	Slick-Medium	New Tyre	New Tyre	
16	1'24.395 *	17.343	26.644	23.911*	16.497	310.3	1	1'59.462 *	12.274	30.761	26.529*	17.739	250.5	
17	1'35.778 P	18.871*	29.065	25.070	22.772	241.6	2	1'27.930 *	18.377	27.600	24.948*	17.005	304.2	
Run # 3	Front Tyre	Slick-Medium	Rear Tyre	Slick-Medium	New Tyre		3	1'26.432 *	17.816	27.307	24.514*	16.795	305.9	
		10 Laps at start	10 Laps at start				4	1'30.235	17.648	31.382	24.400	16.805	307.6	
18	7'52.092	10.799	29.791	25.515	16.952	267.3	5	1'25.552 *	17.761	27.067	24.054*	16.670	306.8	
19	1'25.278 *	17.527	27.083	24.150*	16.518	308.5	6	1'30.478	17.744	27.587	28.244	16.903	305.9	
20	1'24.642	17.384	26.958	23.882	16.418	310.3	7	1'25.313 *	17.543	26.973*	24.112	16.685	307.6	
21	1'23.885	17.310	26.424	23.760	16.391	309.4	8	1'24.961	17.507	26.765	24.043	16.646	308.5	
22	1'23.805	17.278	26.436	23.732	16.359	311.2	9	1'24.756 *	17.437	26.849	23.876*	16.594	306.8	
2nd	36	Joan MIR SUZUKI SPA Team SUZUKI ECSTAR						10	1'38.257 P	19.069	29.306	25.564	24.318	261.5
		Runs=3	Total laps=22	Full laps=9			Run # 2	Front Tyre	Slick-Soft	Rear Tyre	Slick-Medium	New Tyre	New Tyre	
Run # 1	Front Tyre	Slick-Soft	Rear Tyre	Slick-Medium	New Tyre			10 Laps at start	10 Laps at start					
1	1'52.002 *	10.949	30.497	26.676*	17.611	253.5	11	8'39.951 *	10.421	29.840	25.106*	17.259	288.0	
2	1'27.749 *	17.982	27.628	25.126*	17.013	304.2	12	1'26.854 *	17.763	27.593	24.707*	16.791	305.0	
3	1'25.933 *	17.601	27.032	24.568*	16.732	304.2	13	1'25.608	17.728	27.193	23.969	16.718	305.9	
4	1'25.554 *	17.564	26.998	24.316*	16.676	305.9	14	1'32.870	18.303	31.241	26.050	17.276	296.7	
5	1'25.064 *	17.486	26.866	24.091*	16.621	306.8	15	1'39.243 P	17.802	32.570*	25.372	23.499	305.0	
6	1'24.751 *	17.478	26.810	23.972*	16.491	305.0								
7	1'24.428	17.397	26.698	23.883	16.450	306.8								
8	1'35.796 P	18.242	28.623	25.394	23.537	295.0								

Fastest Lap: Takaaki NAKAGAMI LCR Honda IDEMITS JPN **1'23.805** 17.278 26.436 23.732 16.359

These data/results cannot be reproduced, stored and/or transmitted in whole or in part by any manner of electronic, mechanical, photocopying, recording, broadcasting or otherwise now known or herein after developed without the previous express consent by the copyright owner, except for reproduction in daily press and regular printed publications on sale to the public within 60 days of the event related to those data/results and always provided that copyright symbol appears together as follows below.
© DORNA, 2021



Free Practice Nr. 1

MotoGP

Lap	Lap Time	T1	T2	T3	T4	Speed	Lap	Lap Time	T1	T2	T3	T4	Speed
Run # 3	Front Tyre	Slick-Medium	Rear Tyre	Slick-Medium			9	1'25.299 *	17.472	27.020	23.903*	16.904	315.7
		New Tyre		New Tyre			10	1'37.869 P	21.244	28.256	25.460*	22.909	284.9
16	7'54.450	10.668	29.385	24.893	16.946	277.6	Run # 2	Front Tyre	Slick-Soft	Rear Tyre	Slick-Medium		
17	1'25.888 *	17.694	27.313	24.239*	16.642	305.9			10 Laps at start		10 Laps at start		
18	1'24.677 *	17.542	26.634	23.958*	16.543	306.8	11	8'03.475 *	10.704	28.267	24.535*	17.036	297.5
19	1'24.291	17.504	26.476	23.835	16.476	306.8	12	1'25.448 *	17.601	26.985	24.059*	16.803	312.1
20	1'24.183	17.366	26.613	23.749	16.455	306.8	13	1'25.132	17.615	26.922	23.894	16.701	312.1
21	1'24.396 *	17.443	26.525	23.890*	16.538	307.6	14	1'25.035	17.571	26.831	23.928	16.705	313.9
22	1'39.994 *	25.976*	31.343	25.534	17.141	202.6	15	1'25.005 *	17.432	26.987*	24.012	16.574	312.1

4th 42 Alex RINS SUZUKI SPA
Team SUZUKI ECSTAR
Runs=2 Total laps=23 Full laps=13

Run #	Front Tyre	Slick-Soft	Rear Tyre	Slick-Medium	Speed	
1	2'08.023 *	10.448	29.776	26.192*	17.836	257.7
2	1'28.322 *	18.008*	28.096	25.136	17.082	298.3
3	1'26.645	17.771	27.413	24.584	16.877	305.0
4	1'29.110 *	17.952*	29.940	24.346*	16.872	301.6
5	1'25.857	17.770	27.285	24.036	16.766	305.9
6	1'25.400	17.704	26.921	24.018	16.757	305.9
7	1'26.144 *	17.509	27.396*	24.292	16.947	305.9
8	1'25.271	17.549	26.952	24.040	16.730	306.8
9	1'37.383 P	20.175	29.639	24.862	22.707	229.2

Run #	Front Tyre	Slick-Soft	Rear Tyre	Slick-Medium	Speed	
Run # 2	Front Tyre	Slick-Soft	Rear Tyre	Slick-Medium		
		9 Laps at start		9 Laps at start		
10	7'23.014 *	10.467	28.375	24.910*	17.102	287.2
11	1'25.474	17.638	27.036	24.142	16.658	305.0
12	1'26.808	17.460	27.569	24.860	16.919	305.9
13	1'25.373	17.520	26.908	24.162	16.783	306.8
14	1'25.177	17.531	26.830	24.124	16.692	307.6
15	1'25.070 *	17.470	26.812*	24.106	16.682	307.6
16	1'28.283 *	17.574	28.832*	24.927	16.950	293.4
17	1'25.280	17.479	26.868	24.193	16.740	306.8
18	1'37.030 P	18.994*	29.036	26.071*	22.929	285.7

Run #	Front Tyre	Slick-Soft	Rear Tyre	Slick-Soft	Speed	
Run # 3	Front Tyre	Slick-Soft	Rear Tyre	Slick-Soft		
		New Tyre		New Tyre		
19	6'46.057	10.287	28.170	24.750	16.850	290.3
20	1'24.518	17.517	26.619	23.869	16.513	305.0
21	1'24.416	17.484	26.469	23.860	16.603	306.8
22	1'24.221	17.426	26.394	23.884	16.517	306.8
23	1'24.463	17.372	26.597	23.943	16.551	307.6

5th 44 Poi ESPARGARO HONDA SPA
Repsol Honda Team
Runs=2 Total laps=22 Full laps=8

Run #	Front Tyre	Slick-Soft	Rear Tyre	Slick-Medium	Speed	
Run # 1	Front Tyre	Slick-Soft	Rear Tyre	Slick-Medium		
		New Tyre		New Tyre		
1	2'04.218	13.431	34.336	26.921	17.831	248.2
2	1'28.887 *	17.904	28.503	25.381*	17.099	310.3
3	1'33.996 *	20.475*	31.877	24.691*	16.953	175.6
4	1'25.857 *	17.660	27.052	24.214*	16.931	311.2
5	1'25.375 *	17.608	27.130	23.885*	16.752	314.8
6	1'25.352	17.661	27.209	23.833	16.649	313.0
7	1'27.461 *	17.508	28.399*	24.585	16.969	313.9
8	1'26.040	17.496	27.257	24.398	16.889	315.7

Run #	Front Tyre	Slick-Medium	Rear Tyre	Slick-Medium	Speed	
Run # 3	Front Tyre	Slick-Medium	Rear Tyre	Slick-Medium		
		New Tyre		New Tyre		
20	7'55.341 *	10.055	28.084	24.514*	16.840	300.8
21	1'25.790	17.480	27.052	24.439	16.819	311.2
22	1'24.254	17.397	26.603	23.808	16.446	312.1

6th 93 Marc MARQUEZ HONDA SPA
Repsol Honda Team
Runs=2 Total laps=24 Full laps=12

Run #	Front Tyre	Slick-Medium	Rear Tyre	Slick-Medium	Speed	
Run # 1	Front Tyre	Slick-Medium	Rear Tyre	Slick-Medium		
		New Tyre		New Tyre		
1	2'06.317	11.948	31.459	26.377	18.067	257.7
2	1'28.372 *	18.275	27.852	24.681*	17.564	301.6
3	1'30.481 *	17.617	31.567	24.290*	17.007	313.0
4	1'25.259 *	17.488	26.834	24.137*	16.800	311.2
5	1'25.450 *	17.533	27.130	24.079*	16.708	313.9
6	1'25.083 *	17.422	26.880	24.056*	16.725	310.3
7	1'32.761 *	17.369	33.448*	24.853	17.091	312.1
8	1'26.414	17.343	26.751	23.997	18.323	313.0
9	1'36.276 P	17.543	30.229	25.389*	23.115	310.3

Run #	Front Tyre	Slick-Medium	Rear Tyre	Slick-Medium	Speed	
Run # 2	Front Tyre	Slick-Medium	Rear Tyre	Slick-Medium		
		9 Laps at start		9 Laps at start		
10	5'42.205 *	10.752	28.001	25.043*	17.661*	291.1
11	1'26.625	17.754	27.050	24.816	17.005	307.6
12	1'25.097	17.484	26.768	24.162	16.683	308.5
13	1'25.572	17.411	27.160	24.206	16.795	309.4
14	1'24.475	17.299	26.676	23.988	16.512	311.2
15	1'25.311	17.509	26.910	24.155	16.737	310.3
16	1'38.158 P	19.485	29.915	25.797	22.961	258.9

Run #	Front Tyre	Slick-Medium	Rear Tyre	Slick-Medium	Speed	
Run # 3	Front Tyre	Slick-Medium	Rear Tyre	Slick-Medium		
		16 Laps at start		16 Laps at start		
17	7'44.325	11.321	31.157	27.173	17.284	283.4
18	1'26.827	17.793	27.276	24.770	16.988	305.9
19	1'25.115 *	17.574*	26.629	24.217	16.695	305.9
20	1'25.658	17.445	27.006	24.372	16.835	306.8
21	1'24.844	17.461	26.641	24.119	16.623	308.5
22	1'25.094	17.594	26.746	24.104	16.650	308.5
23	1'24.780	17.521	26.597	24.082	16.580	309.4
24	1'25.129	17.387	26.824	24.265	16.653	307.6

Fastest Lap: Takaaki NAKAGAMI LCR Honda IDEMITS JPN 1'23.805 17.278 26.436 23.732 16.359

These data/results cannot be reproduced, stored and/or transmitted in whole or in part by any manner of electronic, mechanical, photocopying, recording, broadcasting or otherwise now known or herein after developed without the previous express consent by the copyright owner, except for reproduction in daily press and regular printed publications on sale to the public within 60 days of the event related to those data/results and always provided that copyright symbol appears together as follows below.
© DORNA, 2021



Free Practice Nr. 1

MotoGP

Lap	Lap Time	T1	T2	T3	T4	Speed	Lap	Lap Time	T1	T2	T3	T4	Speed		
7th	12	Maverick VIÑALES				YAMAHA	SPA	14	8'26.896 *	10.434	29.139*	25.081*	17.099	289.5	
		Monster Energy Yamaha MotoGP						15	1'27.650 *	17.688	28.905*	24.302*	16.755	284.2	
		Runs=2		Total laps=25		Full laps=9		16	1'25.329 *	17.628	26.953	24.131*	16.617	305.0	
Run #	1	Front Tyre	Slick-Soft	Rear Tyre	Slick-Medium										
		New Tyre		New Tyre											
1	3'05.855	11.004	31.701	26.538	17.978	258.9	17	1'24.806	17.562	26.663	23.971	16.610	305.0		
2	1'28.164 *	18.277	27.644	25.114*	17.129	298.3	18	1'24.762	17.524	26.695	23.937	16.606	306.8		
3	1'26.318 *	17.862	27.217	24.381*	16.858	300.8	19	1'24.690	17.588	26.659	23.929	16.514	305.0		
4	1'25.541	17.732	26.863	24.257	16.689	304.2	20	1'24.879 *	17.512	26.657	24.024*	16.686	305.9		
5	1'24.966	17.509	26.786	24.102	16.569	304.2	21	1'24.692 *	17.547	26.546	24.056*	16.543	305.9		
6	1'26.600 *	17.642	27.284	24.817*	16.857	303.3	22	1'24.678 *	17.476	26.659	23.975*	16.568	306.8		
7	1'24.813	17.471	26.727	24.091	16.524	305.0	23	1'44.911 *	24.133	37.600	26.011*	17.167	206.1		
8	1'24.668 *	17.403	26.685	24.057*	16.523	305.9	24	1'33.917 *	22.200	30.529	24.581*	16.607	173.6		
9	1'24.508	17.422	26.686	23.945	16.455	305.0	25	1'24.722	17.485	26.682	23.990	16.565	307.6		
10	1'34.071 P	17.436	27.974	25.043	23.618	305.0	26	1'24.852	17.529	26.686	24.042	16.595	307.6		
9th	5	Johann ZARCO				DUCATI	FRA								
		Pramac Racing						Runs=2		Total laps=22		Full laps=8			
Run #	1	Front Tyre	Slick-Soft	Rear Tyre	Slick-Medium										
		New Tyre		New Tyre											
1	2'14.491	10.635	31.195	26.683	18.094	232.7	11	5'53.464 *	10.825	31.331	25.339*	16.943	266.6		
2	1'28.458 *	18.005	28.044	25.014*	17.395	295.8	12	1'26.495 *	17.935*	27.374	24.445	16.741*	302.5		
3	1'26.290 *	17.595	27.418	24.387*	16.890	307.6	13	1'24.896 *	17.559	26.736	24.001*	16.600	306.8		
4	1'25.449	17.512	27.226	23.999	16.712	309.4	14	1'24.914 *	17.497	26.917	23.920	16.580*	310.3		
5	1'24.783	17.373	26.940	23.796	16.674	310.3	15	1'28.973	17.390	30.928	24.096	16.559	308.5		
6	1'24.911 *	17.448*	26.980	23.916	16.567	311.2	16	1'25.182 *	17.395	27.056*	24.069	16.662	306.8		
7	1'26.061 *	17.397	27.457*	24.378	16.829	312.1	17	1'24.608	17.421	26.636	23.948	16.603	305.9		
8	1'24.699	17.359	26.839	23.811	16.690	314.8	18	1'24.791 *	17.475	26.713	23.998*	16.605	306.8		
9	1'32.539 P	17.621	27.210	24.541	23.167	307.6	19	1'24.492	17.404	26.553	24.015	16.520	305.0		
Run #	2	Front Tyre	Slick-Soft	Rear Tyre	Slick-Medium										
		9 Laps at start		9 Laps at start											
10	9'22.756	11.525	30.100	25.642	17.439	241.6	20	1'27.488 *	19.635*	27.273	24.008*	16.572	295.0		
11	1'26.104	17.697	27.192	24.381	16.834	305.9	21	1'31.172 P	17.466	26.637	24.005	23.064	305.9		
12	1'25.271 *	17.466	26.967	24.021*	16.817	310.3	Run #	3	Front Tyre	Slick-Soft	Rear Tyre	Slick-Medium			
13	1'24.862	17.392	26.773	23.975	16.722	311.2			17 Laps at start		17 Laps at start				
14	1'26.516 *	17.396	27.404*	24.907	16.809	311.2	18	6'54.508	12.684	31.283	24.863	17.019	158.3		
15	1'24.873 *	17.418	26.928	23.935*	16.592	311.2	19	1'25.909 *	17.602	27.101	24.327*	16.879	308.5		
16	1'24.906	17.382	26.851	24.089	16.584	311.2	20	1'24.598 *	17.337	26.810	23.822*	16.629	311.2		
17	1'35.783 P	17.454	28.035	26.270	24.024	309.4	21	1'25.892	17.357	26.899	24.919	16.717	313.0		
Run #	3	Front Tyre	Slick-Soft	Rear Tyre	Slick-Medium										
		17 Laps at start		17 Laps at start											
18	6'54.508	12.684	31.283	24.863	17.019	158.3	22	1'24.580	17.310	26.840	23.913	16.517	313.9		
19	1'25.909 *	17.602	27.101	24.327*	16.879	308.5	10th	43	Jack MILLER				DUCATI	AUS	
20	1'24.598 *	17.337	26.810	23.822*	16.629	311.2			Ducati Lenovo Team						
21	1'25.892	17.357	26.899	24.919	16.717	313.0			Runs=2		Total laps=21		Full laps=12		
22	1'24.580	17.310	26.840	23.913	16.517	313.9	Run #	1	Front Tyre	Slick-Medium	Rear Tyre	Slick-Medium			
		17 Laps at start		17 Laps at start				New Tyre		New Tyre					
1	2'14.786 *	10.386	30.374	26.422*	18.102	251.1	1	2'14.786 *	10.386	30.374	26.422*	18.102	251.1		
2	1'29.253 *	17.996	28.378	25.453*	17.426	305.0	2	1'29.253 *	17.996	28.378	25.453*	17.426	305.0		
3	1'26.273	17.564	27.335	24.436	16.938	312.1	3	1'26.273	17.564	27.335	24.436	16.938	312.1		
4	1'25.792	17.662	27.064	24.231	16.835	312.1	4	1'25.792	17.662	27.064	24.231	16.835	312.1		
5	1'25.072	17.442	26.817	24.119	16.694	313.9	5	1'25.072	17.442	26.817	24.119	16.694	313.9		

Fastest Lap: Takaaki NAKAGAMI LCR Honda IDEMITS JPN **1'23.805** 17.278 26.436 23.732 16.359

These data/results cannot be reproduced, stored and/or transmitted in whole or in part by any manner of electronic, mechanical, photocopying, recording, broadcasting or otherwise now known or herein after developed without the previous express consent by the copyright owner, except for reproduction in daily press and regular printed publications on sale to the public within 60 days of the event related to those data/results and always provided that copyright symbol appears together as follows below.
© DORNA, 2021

Official MotoGP Timing by TISSOT
www.motogp.com

Spielberg, Friday, August 06, 2021

Page 3 of 7



Free Practice Nr. 1

MotoGP

Lap	Lap Time	T1	T2	T3	T4	Speed	Lap	Lap Time	T1	T2	T3	T4	Speed
6	1'25.104	17.422	26.987	24.003	16.692	313.0	Run # 1	Front Tyre Slick-Soft	Rear Tyre Slick-Medium				
7	1'25.336 *	17.369	27.118*	24.063	16.786	313.9		New Tyre	New Tyre				
8	1'24.899	17.450	26.709	24.067	16.673	315.7	1	2'22.982	10.973	32.211	27.342	17.862	216.8
9	1'32.998 P	17.461	27.033	24.432	24.072	307.6	2	1'28.087 *	18.105	27.744	25.166*	17.072	308.5
Run # 2	Front Tyre Slick-Medium	Rear Tyre Slick-Medium					3	1'26.759 *	17.934*	27.328	24.657	16.840	309.4
	9 Laps at start	9 Laps at start					4	1'26.188	17.629	27.168	24.588	16.803	312.1
10	9'57.134	14.134	30.693	25.995	17.365	232.2	5	1'26.122 *	17.693*	27.228	24.445*	16.756	308.5
11	1'30.862	17.606	27.386	28.721	17.149	311.2	6	1'26.114	17.664	27.264	24.422	16.764	308.5
12	1'25.352	17.446	26.865	24.277	16.764	313.0	7	1'25.291 *	17.584	26.926*	24.167	16.614	309.4
13	1'28.761	17.526	28.837	25.435	16.963	310.3	8	1'25.244	17.480	27.010	24.155	16.599	312.1
14	1'24.978 *	17.385	26.667*	24.206	16.720	313.0	9	1'25.006 *	17.413*	26.791	24.071	16.731	310.3
15	1'24.831	17.363	26.752	24.082	16.634	312.1	10	1'28.372 *	17.540	29.160	24.810*	16.862	308.5
16	1'29.011	17.318	30.369	24.423	16.901	313.9	11	1'25.137	17.534	26.759	24.210	16.634	308.5
17	1'24.989 *	17.413	26.786	24.104*	16.686	312.1	12	1'34.669 P	17.563	28.225	25.078	23.803	307.6
18	1'24.988	17.424	26.728	24.068	16.768	312.1	Run # 2	Front Tyre Slick-Soft	Rear Tyre Slick-Medium				
19	1'38.001 P	18.694	29.637	26.063	23.607	276.9		12 Laps at start	12 Laps at start				
Run # 3	Front Tyre Slick-Medium	Rear Tyre Slick-Medium					13	8'57.886	11.011	28.780	24.966	17.038	276.9
	19 Laps at start	19 Laps at start					14	1'25.924 *	17.637	26.986*	24.532*	16.769	309.4
20	7'50.097	12.787	29.769	24.592	16.887	209.3	15	1'25.373	17.529	26.815	24.390	16.639	309.4
21	1'24.827	17.384	26.722	24.094	16.627	313.9	16	1'24.965	17.377	26.743	24.253	16.592	310.3

11th 26 Dani PEDROSA KTM SPA
Red Bull KTM Factory Racing

Runs=2 Total laps=22 Full laps=13

Run #	1	Front Tyre	Slick-Medium	Rear Tyre	Slick-Medium	Speed
		New Tyre	New Tyre			
1	2'03.108	14.971	31.952	26.861	18.387	219.5
2	1'30.434	18.260	29.394	25.419	17.361	300.0
3	1'27.699	17.789	27.661	25.228	17.021	301.6
4	1'25.725 *	17.579	27.284	24.111*	16.751	306.8
5	1'25.733	17.408	27.202	24.269	16.854	306.8
6	1'29.016	17.621	30.454	24.083	16.858	305.0
7	1'25.125 *	17.445	27.012*	24.054	16.614	307.6
8	1'25.062	17.502	26.909	23.947	16.704	307.6
9	1'33.179 P	17.884	27.509	25.512	22.274	302.5
Run # 2	Front Tyre Slick-Medium	Rear Tyre Slick-Medium				
		9 Laps at start	9 Laps at start			
10	8'08.851	13.739	31.403	25.359	17.183	270.0
11	1'26.770	17.667	27.588	24.600	16.915	304.2
12	1'25.529	17.448	27.106	24.278	16.697	305.9
13	1'27.207 *	18.739*	27.370	24.165	16.933	301.6
	unfinished	17.483				302.5
Run # 3	Front Tyre Slick-Hard	Rear Tyre Slick-Medium				
		New Tyre	New Tyre			
14	1'29.413	13.563	31.402	26.467	17.981	234.7
15	1'28.378	18.039	28.197	24.966	17.176	296.7
16	1'26.562	17.552	27.503	24.560	16.947	305.0
17	1'25.922 *	17.545	27.278	24.291*	16.808	304.2
18	1'25.220	17.478	26.947	24.102	16.693	305.9
19	1'28.283 *	19.211	28.031	24.251*	16.790	262.1
20	1'24.850	17.388	26.929	23.978	16.555	305.9
21	1'24.641 *	17.407	26.753	23.917*	16.564	307.6

12th 63 Francesco BAGNAIA DUCATI ITA
Ducati Lenovo Team

Runs=1 Total laps=26 Full laps=13

13th 73 Alex MARQUEZ HONDA SPA
LCR Honda CASTROL

Runs=2 Total laps=23 Full laps=10

Run #	1	Front Tyre	Slick-Soft	Rear Tyre	Slick-Medium	Speed
		New Tyre	New Tyre			
1	2'00.019	11.201	31.443	26.568	18.241	247.1
2	1'28.020 *	18.144	27.796	24.791*	17.289	306.8
3	1'26.627 *	17.982	27.299	24.314*	17.032	306.8
4	1'25.944 *	17.664	27.031	24.258*	16.991	313.0
5	1'25.701	17.599	27.091	24.140	16.871	310.3
6	1'25.417	17.529	26.985	24.118	16.785	311.2
7	1'25.182 *	17.561	26.814	24.050*	16.757	311.2
8	1'24.959	17.450	26.870	23.927	16.712	312.1
9	1'24.963	17.498	26.700	24.015	16.750	312.1
10	1'32.823 P	17.904	27.375	24.566	22.978	306.8
Run # 2	Front Tyre Slick-Soft	Rear Tyre Slick-Medium				
		10 Laps at start	10 Laps at start			
11	9'08.570	11.959	29.324	25.357	18.732	277.6
12	1'26.570 *	18.014	27.414	24.197*	16.945	310.3
13	1'25.838	17.861	27.033	24.132	16.812	308.5
14	1'25.655 *	17.773	26.980*	24.141	16.761	309.4
15	1'28.125 *	17.622	29.234*	24.466	16.803	310.3
16	1'25.568	17.616	27.070	24.134	16.748	311.2
17	1'25.446 *	17.601	26.928	24.175*	16.742	309.4
18	1'33.880 P	18.167	27.896	24.891	22.926	297.5

Fastest Lap: Takaaki NAKAGAMI LCR Honda IDEMITS JPN 1'23.805 17.278 26.436 23.732 16.359

These data/results cannot be reproduced, stored and/or transmitted in whole or in part by any manner of electronic, mechanical, photocopying, recording, broadcasting or otherwise now known or herein after developed without the previous express consent by the copyright owner, except for reproduction in daily press and regular printed publications on sale to the public within 60 days of the event related to those data/results and always provided that copyright symbol appears together as follows below.
© DORNA, 2021



Free Practice Nr. 1

MotoGP

Lap	Lap Time	T1	T2	T3	T4	Speed	Lap	Lap Time	T1	T2	T3	T4	Speed
Run # 3	Front Tyre Slick-Soft	Rear Tyre Slick-Medium											
18 Laps at start						18 Laps at start							
19	5'54.355	12.175	29.956	24.811	17.064	238.4	8	4'38.879	11.939	28.795	25.018	17.320	285.7
20	1'25.993	17.831	27.161	24.154	16.847	310.3	9	1'26.152	17.661	27.345	24.314	16.832	305.9
21	1'25.448	17.716	26.992	24.013	16.727	311.2	10	1'25.570	17.477	27.302	24.152	16.639	309.4
22	1'25.198	17.506	26.884	24.039	16.769	312.1	11	1'25.526	17.524	27.379	23.955	16.668	308.5
23	1'25.297	17.575	26.951	24.024	16.747	313.0	12	1'25.238	17.446	27.062	24.010	16.720	310.3
							13	1'26.589 *	17.487	27.577	24.614*	16.911	310.3
							14	1'32.659	23.500	28.184	24.226	16.749	256.5
								unfinished	17.384				311.2

14th 10 Luca MARINI DUCATI ITA
SKY VR46 Avintia
Runs=2 Total laps=22 Full laps=13

Run #	Front Tyre	Slick-Soft	Rear Tyre	Slick-Medium	Speed
		New Tyre		New Tyre	
1	2'00.555	14.338	32.014	26.850	17.749 231.7
2	1'30.500	18.446	28.915	25.856	17.283 298.3
3	1'27.937	17.971	27.985	24.910	17.071 301.6
4	1'26.923 *	17.812	27.553	24.690*	16.868 304.2
5	1'26.532	17.802	27.587	24.430	16.713 302.5
6	1'25.969	17.767	27.110	24.390	16.702 305.0
7	1'25.793 *	17.629	27.155*	24.287	16.722 305.0
8	1'35.465 P	17.667	30.206	24.542	23.050 299.1

Run #	Front Tyre	Slick-Soft	Rear Tyre	Slick-Medium	Speed
		8 Laps at start		8 Laps at start	
9	8'04.179	13.268	34.408	26.457	18.134 205.7
10	1'28.160	18.273	27.993	24.946	16.948 304.2
11	1'32.199 *	17.718	33.099	24.511*	16.871 303.3
12	1'25.891	17.553	27.199	24.299	16.840 309.4
13	1'26.140	17.699	27.343	24.213	16.885 307.6
14	1'25.512	17.567	26.971	24.274	16.700 308.5
15	1'40.395 P	18.496*	32.562*	25.520	23.817 295.0

Run #	Front Tyre	Slick-Medium	Rear Tyre	Slick-Medium	Speed
		New Tyre		New Tyre	
16	7'55.021	12.397	30.006	25.865	18.546 257.1
17	1'26.502 *	17.923	27.417	24.363*	16.799 304.2
18	1'25.241	17.588	26.968	24.043	16.642 305.0
19	1'27.882	17.531	27.417	25.881	17.053 307.6
20	1'25.207	17.584	26.709	24.277	16.637 308.5
21	1'25.520	17.586	26.921	24.372	16.641 306.8
22	1'25.375	17.714	26.821	24.327	16.513 305.9

15th 88 Miguel OLIVEIRA KTM POR
Red Bull KTM Factory Racing
Runs=3 Total laps=15 Full laps=6

Run #	Front Tyre	Slick-Medium	Rear Tyre	Slick-Medium	Speed
		New Tyre		New Tyre	
1	2'05.199 *	12.162	31.867	26.347*	17.803 214.2
2	1'29.443 *	18.173	28.499	25.031*	17.740 300.8
3	1'43.664 P	17.980	35.004	26.301	24.379 283.4
		3 Laps at start		3 Laps at start	
4	4'36.998	11.851	28.928	25.043	17.378 275.5
5	1'26.439	17.610	27.529	24.433	16.867 305.9
6	1'25.830 *	17.517	27.184	24.249*	16.880 305.9
7	1'37.461 P	17.815	31.571	25.152	22.923 305.0

Run #	Front Tyre	Slick-Medium	Rear Tyre	Slick-Medium	Speed
		7 Laps at start		7 Laps at start	

16th 46 Valentino ROSSI YAMAHA ITA
Petronas Yamaha SRT
Runs=2 Total laps=22 Full laps=6

Run #	Front Tyre	Slick-Soft	Rear Tyre	Slick-Medium	Speed
		New Tyre		New Tyre	
1	3'06.221 *	10.249	31.245	26.550*	17.768 271.3
2	1'28.467 *	18.263	27.990	24.994*	17.220 301.6
3	1'26.679 *	17.749	27.499	24.473*	16.958 302.5
4	1'25.916 *	17.652	27.192	24.288*	16.784 302.5
5	1'25.797 *	17.606	27.170	24.239*	16.782 301.6
6	1'25.585	17.640	27.045	24.215	16.685 303.3
7	1'25.372	17.540	26.974	24.206	16.652 304.2
8	1'35.244 P	17.506	27.876	27.173	22.689 304.2

Run #	Front Tyre	Slick-Soft	Rear Tyre	Slick-Medium	Speed
		8 Laps at start		8 Laps at start	
9	9'05.121 *	10.350	29.264	25.217*	17.075 282.7
10	1'29.178 *	17.697	29.873	24.857*	16.751 302.5
11	1'27.669	17.602	27.654	25.687	16.726 304.2
12	1'25.738 *	17.719	27.134	24.209	16.676* 305.0
13	1'25.904 *	17.537	27.150	24.449*	16.768 305.9
14	1'25.442 *	17.472	27.056*	24.251*	16.663 305.0
15	1'25.264	17.502	26.866	24.154	16.742 304.2
16	1'25.429	17.512	27.060	24.136	16.721 307.6
17	1'34.765 P	19.791*	28.324	24.739	21.911 272.0

Run #	Front Tyre	Slick-Soft	Rear Tyre	Slick-Medium	Speed
		17 Laps at start		17 Laps at start	
18	6'26.073 *	10.253	28.269	24.951*	16.999 279.7
19	1'25.823 *	17.719	27.018	24.348*	16.738 301.6
20	1'25.526 *	17.702*	26.927	24.232*	16.665 301.6
21	1'25.717	17.658	27.080	24.282	16.697 302.5
22	1'25.510 *	17.625*	26.996	24.224	16.665 305.0

17th 89 Jorge MARTIN DUCATI SPA
Pramac Racing
Runs=2 Total laps=22 Full laps=5

Run #	Front Tyre	Slick-Soft	Rear Tyre	Slick-Soft	Speed
		New Tyre		New Tyre	
1	2'06.770	10.296	31.414	26.017	17.936 235.8
2	1'28.754 *	18.139*	28.315	25.114	17.186 293.4
3	1'27.033 *	17.611	27.825	24.522*	17.075 304.2
4	1'29.037 *	18.744	29.105	24.276*	16.912 300.8
5	1'25.684	17.453	27.227	24.183	16.821 315.7
6	1'29.958 *	18.892*	29.789	24.464	16.813 204.1
7	1'25.599 *	17.381*	27.239*	24.178	16.801 315.7
8	1'35.515 P	17.575	28.864	24.472	24.604 313.9

Fastest Lap: Takaaki NAKAGAMI LCR Honda IDEMITS JPN **1'23.805** 17.278 26.436 23.732 16.359

These data/results cannot be reproduced, stored and/or transmitted in whole or in part by any manner of electronic, mechanical, photocopying, recording, broadcasting or otherwise now known or herein after developed without the previous express consent by the copyright owner, except for reproduction in daily press and regular printed publications on sale to the public within 60 days of the event related to those data/results and always provided that copyright symbol appears together as follows below.
© DORNA, 2021

Official MotoGP Timing by TISSOT
www.motogp.com



Spielberg, Friday, August 06, 2021

Free Practice Nr. 1

MotoGP

Lap	Lap Time	T1	T2	T3	T4	Speed	Lap	Lap Time	T1	T2	T3	T4	Speed
Run # 2	Front Tyre Slick-Soft		Rear Tyre Slick-Soft				1	1'53.847 *	11.324	29.951	25.801 *	18.241	252.3
	8 Laps at start		8 Laps at start				2	1'29.586	18.058	27.938	25.222	18.368	303.3
9	7'51.579	10.305	29.858	24.868	17.093	276.9	3	1'27.494 *	17.833	27.880	24.789 *	16.992	304.2
10	1'25.921 *	17.520	27.236	24.292 *	16.873	313.0	4	1'26.044	17.822	27.501	23.949	16.772	304.2
11	1'25.920 *	17.516	27.413 *	24.158 *	16.833	313.9	5	1'36.166 P	17.722	27.840	25.603	25.001	304.2
12	1'25.595	17.506	27.162	24.118	16.809	313.0	Run # 2	Front Tyre Slick-Medium		Rear Tyre Slick-Medium			
13	1'25.453	17.485	27.124	24.065	16.779	314.8		5 Laps at start		5 Laps at start			
14	1'26.735	17.423	27.561	24.427	17.324	315.7	6	7'44.321	10.796	27.922	24.883	17.118	289.5
15	1'25.522 *	17.464	27.031 *	24.190	16.837	314.8	7	1'25.671	17.812	27.160	23.906	16.793	300.8
16	1'35.730 P	17.524	29.178	25.896	23.132	306.8	8	1'25.409	17.676	27.022	23.872	16.839	302.5
Run # 3	Front Tyre Slick-Soft		Rear Tyre Slick-Soft				9	1'36.241	17.733	27.342	27.266	23.900	303.3
	16 Laps at start		16 Laps at start				10	1'25.528	17.664	27.156	23.965	16.743	303.3
17	8'18.893	10.461	28.759	24.948	17.150	279.7	11	1'39.364 P	18.265 *	29.006	28.526	23.567	270.6
18	1'26.692 *	18.237 *	27.172	24.418	16.865	302.5	Run # 3	Front Tyre Slick-Medium		Rear Tyre Slick-Medium			
19	1'36.911 *	18.127 *	33.639	27.807	17.338	302.5		11 Laps at start		11 Laps at start			
20	1'25.537 *	17.496 *	27.096	24.132 *	16.813	313.0	12	7'32.545	11.043	28.326	24.489	17.202	282.7
21	1'25.768 *	17.569 *	27.284	24.111 *	16.804	315.7	13	1'31.073	17.880	28.285	26.106	18.802	303.3
22	1'25.316	17.443	26.872	24.175	16.826	314.8	14	1'26.014	17.966	27.303	23.986	16.759	300.8

18th 33 Brad BINDER KTM RSA
Red Bull KTM Factory Racing

Runs=2 Total laps=22 Full laps=11

Run #	1	Front Tyre	Slick-Medium	Rear Tyre	Slick-Medium	Speed
		New Tyre		New Tyre		
1	1'56.319	10.476	32.609	26.442	17.600	248.8
2	1'27.847	17.864	28.065	24.832	17.086	303.3
3	1'26.251	17.574	27.530	24.277	16.870	311.2
4	1'25.863	17.568	27.383	24.190	16.722	311.2
5	1'25.249 *	17.455	27.034	24.154 *	16.606	311.2
6	1'25.524	17.458	27.251	24.135	16.680	313.0
7	1'27.660 *	17.603 *	27.081	26.185 *	16.791	307.6
8	1'25.352	17.546	27.025	24.163	16.618	309.4
9	1'25.509 *	17.553	27.091	24.141 *	16.724	308.5
10	1'36.420 P	17.493	30.539	24.340	24.048	308.5

Run #	2	Front Tyre	Slick-Medium	Rear Tyre	Slick-Medium	Speed
		10 Laps at start		10 Laps at start		
11	8'46.641 *	10.983	28.496	25.118 *	17.110 *	281.9
12	1'25.771	17.571	27.106	24.278	16.816	311.2
13	1'25.317	17.440	27.043	24.196	16.638	309.4
14	1'25.033 *	17.484	26.868	24.110 *	16.571	312.1
15	1'26.672 *	17.477	28.242 *	24.214 *	16.739	310.3
16	1'25.436	17.482	27.072	24.186	16.696	312.1
17	1'25.896 *	17.568 *	27.321	24.244 *	16.763	309.4
18	1'34.539 P	17.449	27.061	26.101	23.928	311.2

Run #	3	Front Tyre	Slick-Hard	Rear Tyre	Slick-Medium	Speed
		New Tyre		18 Laps at start		
19	7'04.951	10.663	28.763	24.972	17.011	291.1
20	1'29.543	17.582	31.038	24.263	16.660	309.4
21	1'25.346	17.383	27.057	24.253	16.653	310.3
22	1'29.559	17.396	31.194	24.241	16.728	312.1

19th 9 Danilo PETRUCCI KTM ITA
Tech 3 KTM Factory Racing

Runs=3 Total laps=20 Full laps=12

Run #	1	Front Tyre	Slick-Medium	Rear Tyre	Slick-Medium	Speed
		New Tyre		New Tyre		

Run #	4	Front Tyre	Slick-Medium	Rear Tyre	Slick-Medium	Speed
		17 Laps at start		17 Laps at start		
18	5'13.835	11.388	27.735	24.114	16.893	283.4
19	1'26.706	17.740	28.225	24.005	16.736	302.5
20	1'25.551	17.748	27.100	23.948	16.755	304.2

20th 27 Iker LECUONA KTM SPA
Tech 3 KTM Factory Racing

Runs=2 Total laps=20 Full laps=6

Run #	1	Front Tyre	Slick-Medium	Rear Tyre	Slick-Medium	Speed
		New Tyre		New Tyre		
1	1'54.665 *	10.894	29.736	26.035 *	17.425	264.7
2	1'28.056 *	18.343 *	27.876	24.637	17.200	299.1
3	1'26.804 *	17.989	27.352	24.539 *	16.924	302.5
4	1'25.867 *	17.896	27.031	24.173 *	16.767	304.2
5	1'25.666 *	17.765	27.000	24.154 *	16.747	302.5
6	1'26.669 *	17.761	28.105	24.114 *	16.689	302.5
7	2'01.629	17.654	1'02.467	24.721	16.787	305.0
8	1'33.482 P	17.723	27.861	25.192	22.706	305.0

Run #	2	Front Tyre	Slick-Medium	Rear Tyre	Slick-Medium	Speed
		8 Laps at start		8 Laps at start		
9	9'16.547 *	11.762	29.873	24.884 *	17.193	180.9
10	1'26.326 *	17.799 *	27.492	24.168	16.867 *	303.3
11	1'25.817 *	17.645	27.222	24.133 *	16.817	308.5
12	1'25.518	17.561	27.195	24.066	16.696	306.8
13	1'25.741 *	17.767 *	27.241	23.995	16.738	305.0
14	1'26.957 *	17.739 *	27.699 *	24.536 *	16.983	304.2
15	1'25.768	17.670	27.003	24.188	16.907	306.8
16	1'31.907 P	17.671	27.070	24.068 *	23.098	305.0

Run #	3	Front Tyre	Slick-Medium	Rear Tyre	Slick-Medium	Speed
		16 Laps at start		16 Laps at start		
17	8'41.993	11.529	29.152	24.661	17.102	279.0
18	1'26.009	17.838	27.054	24.332	16.785	301.6
19	1'25.499	17.722	27.030	24.109	16.638	301.6

Fastest Lap: Takaaki NAKAGAMI LCR Honda IDEMITS JPN **1'23.805** 17.278 26.436 23.732 16.359

These data/results cannot be reproduced, stored and/or transmitted in whole or in part by any manner of electronic, mechanical, photocopying, recording, broadcasting or otherwise now known or herein after developed without the previous express consent by the copyright owner, except for reproduction in daily press and regular printed publications on sale to the public within 60 days of the event related to those data/results and always provided that copyright symbol appears together as follows below.
© DORNA, 2021



Free Practice Nr. 1

MotoGP

Lap	Lap Time	T1	T2	T3	T4	Speed	Lap	Lap Time	T1	T2	T3	T4	Speed
20	1'25.570	17.666	26.914	24.182	16.808	302.5	15	1'25.969	17.713	27.492	24.020	16.744	305.9
21st 23 Enea BASTIANINI DUCATI ITA Avintia Sponsorama							Run # 4 Front Tyre Slick-Medium Rear Tyre Slick-Medium 4 Laps at start 16 Laps at start						
Runs=2 Total laps=21 Full laps=5													
Run #	1	Front Tyre	Slick-Soft	Rear Tyre	Slick-Medium		Run #	1	Front Tyre	Slick-Soft	Rear Tyre	Slick-Medium	
			New Tyre		New Tyre					New Tyre		New Tyre	
1	2'06.241	11.643	31.165	26.657	18.096	258.3	17	4'24.240	*	17.779	28.815	25.912*	16.928 236.3
2	1'29.140	*	18.389*	28.383	25.149	17.219 290.3	18	1'25.793		17.713	27.142	24.146	16.792 304.2
3	1'27.714	*	18.140*	27.856	24.732*	16.986 313.0	19	1'26.963	*	17.787	28.000	24.324*	16.852 304.2
4	1'26.582		17.765	27.357	24.550	16.910 309.4	20	1'26.014		17.758	27.143	24.244	16.869 303.3
5	1'30.029	*	17.825	30.651	24.616*	16.937 310.3	21	1'28.410	*	17.829*	29.032	24.810	16.739 302.5
6	1'26.087	*	17.574	27.276	24.206*	17.031* 313.0	23rd 35 Cal CRUTCHLOW YAMAHA GBR Petronas Yamaha SRT						
7	1'30.175	*	17.585	30.885*	24.864	16.841 309.4	Runs=2 Total laps=20 Full laps=9						
8	1'25.807		17.631	27.128	24.274	16.774 312.1	Run #	1	Front Tyre	Slick-Soft	Rear Tyre	Slick-Medium	
9	1'25.585		17.521	27.056	24.319	16.689 310.3				New Tyre		New Tyre	
10	1'35.556	P	19.019*	27.761	25.088	23.688 284.9				10 Laps at start		10 Laps at start	
Run # 2 Front Tyre Slick-Soft Rear Tyre Slick-Medium 10 Laps at start 10 Laps at start													
11	11'06.403	11.472	28.876	25.210	17.013	267.9	1	2'16.644	*	11.057	33.879	26.715*	18.323 238.4
12	1'26.362	*	17.678	27.330	24.636*	16.718 305.9	2	1'31.741	*	18.923*	29.415	25.719	17.684 299.1
13	1'25.810	*	17.591	26.992*	24.462*	16.765 305.0	3	1'28.486		18.325	27.960	24.841	17.360 300.8
14	1'25.543	*	17.559	26.860	24.454*	16.670 305.0	4	1'27.672		18.203	28.007	24.440	17.022 302.5
15	1'25.576	*	17.585	27.005	24.293*	16.693 305.9	5	1'27.067	*	17.997*	27.640	24.328	17.102 304.2
16	1'35.314	P	19.620	27.416	24.954	23.324 300.8	6	1'26.963	*	17.920	27.601	24.304*	17.138 305.0
Run # 3 Front Tyre Slick-Medium Rear Tyre Slick-Soft New Tyre New Tyre							Run # 2 Front Tyre Slick-Soft Rear Tyre Slick-Medium 7 Laps at start 7 Laps at start						
17	6'15.925	*	10.788	28.543	25.517*	17.541 278.3	8	9'49.889		10.682	32.942	25.959	17.655 274.1
18	1'34.072		17.720	33.142	26.044	17.166 302.5	9	1'28.961	*	18.152	28.693*	25.009	17.107 303.3
19	1'26.225		17.657	26.902	24.735	16.931 309.4	10	1'26.500		17.788	27.422	24.295	16.995 301.6
20	1'25.275	*	17.563	26.868	24.206*	16.638 311.2	11	1'26.244		17.802	27.243	24.237	16.962 303.3
21	1'25.630	*	17.414	27.472	24.218*	16.526 311.2	12	1'26.090		17.770	27.144	24.252	16.924 303.3
22nd 32 Lorenzo SAVADORI APRILIA ITA Aprilia Racing Team Gresini							Run # 3 Front Tyre Slick-Soft Rear Tyre Slick-Medium 16 Laps at start 16 Laps at start						
Runs=3 Total laps=21 Full laps=9													
Run #	1	Front Tyre	Slick-Soft	Rear Tyre	Slick-Medium		Run #	1	Front Tyre	Slick-Soft	Rear Tyre	Slick-Medium	
			New Tyre		New Tyre					New Tyre		New Tyre	
1	2'08.621	*	10.904	30.284	25.630*	17.904* 258.9	13	1'26.170	*	17.839	27.185*	24.191	16.955 304.2
2	1'28.762	*	18.192*	28.330	24.804	17.436* 300.8	14	1'32.064	*	17.703	32.104*	25.174	17.083 306.8
3	1'34.975		18.717	28.624	28.161	19.473 299.1	15	1'26.115		17.693	27.268	24.159	16.995 305.9
4	1'26.951		18.082	27.364	24.476	17.029 302.5	16	1'36.239	P	19.570*	28.359	24.802	23.508 277.6
5	1'37.143	P	18.128	27.410	27.034	24.571 301.6	Run # 3 Front Tyre Slick-Soft Rear Tyre Slick-Medium 16 Laps at start 16 Laps at start						
Run # 2 Front Tyre Slick-Soft Rear Tyre Slick-Medium 5 Laps at start 5 Laps at start													
6	6'08.620	*	12.054	29.302	24.992*	17.781 285.7	17	8'17.410		11.804	30.908	25.749	17.727 233.7
7	1'27.511	*	18.032	27.584	24.552	17.343* 302.5	18	1'29.092		18.102	28.631	24.956	17.403 301.6
8	1'26.590		17.918	27.246	24.367	17.059 300.8	19	1'28.043		18.455	27.830	24.653	17.105 297.5
9	1'28.087	*	18.436*	27.843	24.629	17.179 298.3	20	1'26.334		17.896	27.148	24.332	16.958 300.8
10	1'37.494		17.867	28.784	31.957	18.886 302.5							
11	1'27.559		18.003	27.853	24.517	17.186 303.3							
12	1'33.614	P	17.869	27.704	25.090	22.951 304.2							
Run # 3 Front Tyre Slick-Medium Rear Tyre Slick-Medium New Tyre 12 Laps at start													
13	7'16.351		11.067	28.389	24.438	16.981 279.7							
14	1'31.388		17.940	28.219	26.991	18.238 305.9							

Fastest Lap: Takaaki NAKAGAMI LCR Honda IDEMITS JPN 1'23.805 17.278 26.436 23.732 16.359

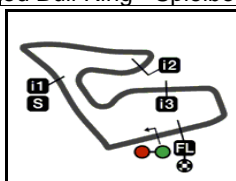
These data/results cannot be reproduced, stored and/or transmitted in whole or in part by any manner of electronic, mechanical, photocopying, recording, broadcasting or otherwise now known or herein after developed without the previous express consent by the copyright owner, except for reproduction in daily press and regular printed publications on sale to the public within 60 days of the event related to those data/results and always provided that copyright symbol appears together as follows below.
© DORNA, 2021

Official MotoGP Timing by TISSOT
www.motogp.com

Spielberg, Friday, August 06, 2021

Page 7 of 7





4318 m.

MICHELIN® GRAND PRIX OF STYRIA

Free Practice Nr. 1

Best Partial Times

MotoGP™

IT Ideal Lap Time, sum of the best partial times*BT* Best Lap Time

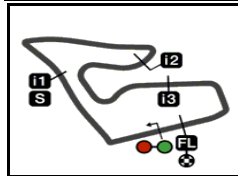
T1			T2			T3			T4				
Pos	Rider	Time	Rider	Time	Rider	Time	Rider	Time	Pos	Rider	IT	BT	
1	T.NAKAGAMI	17.278	A.RINS	26.394	J.MIR	23.710	J.MIR	16.327	1	T.NAKAGAMI	1'23.793	1'23.805 (1)	
2	M.MARQUEZ	17.299	T.NAKAGAMI	26.424	T.NAKAGAMI	23.732	T.NAKAGAMI	16.359	2	J.MIR	1'23.874	1'23.881 (2)	
3	J.ZARCO	17.310	A.ESPARGARO	26.476	A.ESPARGARO	23.749	P.ESPARGARO	16.446	3	A.ESPARGAR	1'24.046	1'24.183 (3)	
4	J.MILLER	17.318	J.MIR	26.477	J.ZARCO	23.796	M.VIÑALES	16.455	4	A.RINS	1'24.139	1'24.221 (4)	
5	J.MIR	17.360	F.QUARTARARO	26.525	P.ESPARGARO	23.808	A.ESPARGARO	16.455	5	P.ESPARGAR	1'24.254	1'24.254 (5)	
6	A.ESPARGARO	17.366	M.VIÑALES	26.553	F.QUARTARARO	23.833	M.MARQUEZ	16.512	6	M.VIÑALES	1'24.318	1'24.492 (7)	
7	F.BAGNAIA	17.366	M.MARQUEZ	26.597	A.RINS	23.860	L.MARINI	16.513	7	F.QUARTARAR	1'24.339	1'24.580 (8)	
8	A.RINS	17.372	P.ESPARGARO	26.603	D.PETRUCCI	23.872	A.RINS	16.513	8	J.ZARCO	1'24.396	1'24.580 (9)	
9	B.BINDER	17.383	F.BAGNAIA	26.678	M.VIÑALES	23.920	F.QUARTARARO	16.514	8	M.MARQUEZ	1'24.396	1'24.475 (6)	
10	M.OLIVEIRA	17.384	A.MARQUEZ	26.700	A.MARQUEZ	23.927	J.ZARCO	16.517	10	D.PEDROSA	1'24.643	1'24.850 (11)	
11	D.PEDROSA	17.388	L.MARINI	26.709	D.PEDROSA	23.947	E.BASTIANINI	16.526	11	J.MILLER	1'24.657	1'24.827 (10)	
12	M.VIÑALES	17.390	J.MILLER	26.709	M.OLIVEIRA	23.955	D.PEDROSA	16.555	12	F.BAGNAIA	1'24.707	1'24.915 (12)	
13	P.ESPARGARO	17.397	D.PEDROSA	26.753	M.MARQUEZ	23.988	B.BINDER	16.571	13	A.MARQUEZ	1'24.789	1'24.959 (13)	
14	E.BASTIANINI	17.414	J.ZARCO	26.773	I.LECUONA	23.995	F.BAGNAIA	16.592	14	L.MARINI	1'24.796	1'25.207 (14)	
15	J.MARTIN	17.423	E.BASTIANINI	26.860	J.MILLER	24.003	J.MILLER	16.627	15	B.BINDER	1'24.957	1'25.317 (18)	
16	A.MARQUEZ	17.450	V.ROSSI	26.866	L.SAVADORI	24.020	I.LECUONA	16.638	16	M.OLIVEIRA	1'25.040	1'25.238 (15)	
17	F.QUARTARARO	17.467	B.BINDER	26.868	L.MARINI	24.043	M.OLIVEIRA	16.639	17	E.BASTIANINI	1'25.074	1'25.585 (21)	
18	V.ROSSI	17.472	J.MARTIN	26.872	J.MARTIN	24.065	V.ROSSI	16.652	18	I.LECUONA	1'25.108	1'25.499 (20)	
19	L.MARINI	17.531	I.LECUONA	26.914	F.BAGNAIA	24.071	A.MARQUEZ	16.712	19	V.ROSSI	1'25.126	1'25.264 (16)	
20	I.LECUONA	17.561	D.PETRUCCI	27.022	B.BINDER	24.135	D.PETRUCCI	16.736	20	J.MARTIN	1'25.139	1'25.316 (17)	
21	D.PETRUCCI	17.664	M.OLIVEIRA	27.062	V.ROSSI	24.136	L.SAVADORI	16.739	21	D.PETRUCCI	1'25.294	1'25.409 (19)	
22	C.CRUTCHLOW	17.693	L.SAVADORI	27.142	C.CRUTCHLOW	24.159	J.MARTIN	16.779	22	L.SAVADORI	1'25.614	1'25.793 (22)	
23	L.SAVADORI	17.713	C.CRUTCHLOW	27.144	E.BASTIANINI	24.274	C.CRUTCHLOW	16.924	23	C.CRUTCHLO	1'25.920	1'26.090 (23)	

These data/results cannot be reproduced, stored and/or transmitted in whole or in part by any manner of electronic, mechanical, photocopying, recording, broadcasting or otherwise now known or herein after developed without the previous express consent by the copyright owner, except for reproduction in daily press and regular printed publications on sale to the public within 60 days of the event related to those data/results and always provided that copyright symbol appears together as follows below.

© DORNA, 2021


Official MotoGP Timing by TISSOT
www.motogp.com





4318 m.

MICHELIN® GRAND PRIX OF STYRIA**Free Practice Nr. 1****Fastest Laps Sequence**

<i>Practice Time</i>	 <i>Rider</i>	<i>Nation</i>	<i>Motorcycle</i>	<i>Time</i>	<i>Km/h</i>	<i>Rider's Lap</i>
3'23.433	9 Danilo PETRUCCI	ITA	KTM	1'29.586	173.5	2
3'24.166	33 Brad BINDER	RSA	KTM	1'27.847	176.9	2
4'50.417	33 Brad BINDER	RSA	KTM	1'26.251	180.2	3
5'42.495	20 Fabio QUARTARARO	FRA	YAMAHA	1'25.854	181.0	3
6'34.688	5 Johann ZARCO	FRA	DUCATI	1'25.449	181.9	4
7'59.471	5 Johann ZARCO	FRA	DUCATI	1'24.783	183.3	5
10'25.481	36 Joan MIR	SPA	SUZUKI	1'24.428	184.1	7
42'07.208	41 Aleix ESPARGARO	SPA	APRILIA	1'24.291	184.4	19
43'09.343	36 Joan MIR	SPA	SUZUKI	1'24.183	184.6	20
44'33.224	36 Joan MIR	SPA	SUZUKI	1'23.881	185.3	21
46'00.196	30 Takaaki NAKAGAMI	JPN	HONDA	1'23.805	185.4	22

These data/results cannot be reproduced, stored and/or transmitted in whole or in part by any manner of electronic, mechanical, photocopying, recording, broadcasting or otherwise now known or herein after developed without the previous express consent by the copyright owner, except for reproduction in daily press and regular printed publications on sale to the public within 60 days of the event related to those data/results and always provided that copyright symbol appears together as follows below.

© DORNA, 2021

Official MotoGP Timing by **TISSOT**
www.motogp.com

Spielberg, Friday, August 06, 2021

