




4318 m.

## MICHELIN® GRAND PRIX OF STYRIA

## Free Practice Nr. 2

## Classification

6

		Rider	Nation	Team	Motorcycle	Time	Lap Total	Gap	Top Speed
1	40	Darryn BINDER	RSA	Petronas Sprinta Racing	HONDA	<b>1'36.809</b>	15 16		<b>215.5</b>
2	17	John MCPHEE	GBR	Petronas Sprinta Racing	HONDA	<b>1'36.849</b>	13 14	0.040 0.040	<b>213.4</b>
3	11	Sergio GARCIA	SPA	SANTANDER Consumer	GASGAS	<b>1'36.866</b>	14 16	0.057 0.017	<b>213.0</b>
4	55	Romano FENATI	ITA	Sterilgarda Max Racing Team	HUSQVARNA	<b>1'36.934</b>	4 18	0.125 0.068	<b>217.3</b>
5	7	Dennis FOGGIA	ITA	Leopard Racing	HONDA	<b>1'36.940</b>	17 19	0.131 0.006	<b>216.8</b>
6	16	Andrea MIGNO	ITA	Rivacold Snipers Team	HONDA	<b>1'37.078</b>	19 19	0.269 0.138	<b>216.0</b>
7	23	Niccolò ANTONELLI	ITA	Avintia VR46	KTM	<b>1'37.111</b>	13 14	0.302 0.033	<b>216.8</b>
8	5	Jaume MASIA	SPA	Red Bull KTM Ajo	KTM	<b>1'37.135</b>	17 18	0.326 0.024	<b>215.5</b>
9	12	Filip SALAC	CZE	CarXpert PruestelGP	KTM	<b>1'37.144</b>	14 15	0.335 0.009	<b>216.4</b>
10	28	Izan GUEVARA	SPA	SANTANDER Consumer	GASGAS	<b>1'37.186</b>	17 18	0.377 0.042	<b>215.5</b>
11	37	Pedro ACOSTA	SPA	Red Bull KTM Ajo	KTM	<b>1'37.220</b>	16 17	0.411 0.034	<b>212.5</b>
12	31	Adrian FERNANDEZ	SPA	Sterilgarda Max Racing Team	HUSQVARNA	<b>1'37.318</b>	17 18	0.509 0.098	<b>215.1</b>
13	71	Ayumu SASAKI	JPN	Red Bull KTM Tech 3	KTM	<b>1'37.403</b>	8 15	0.594 0.085	<b>215.1</b>
14	99	Carlos TATAY	SPA	Avintia Esponsorama Moto3	KTM	<b>1'37.407</b>	17 20	0.598 0.004	<b>214.2</b>
15	43	Xavier ARTIGAS	SPA	Leopard Racing	HONDA	<b>1'37.482</b>	18 18	0.673 0.075	<b>216.0</b>
16	53	Deniz ÖNCÜ	TUR	Red Bull KTM Tech 3	KTM	<b>1'37.516</b>	10 15	0.707 0.034	<b>215.1</b>
17	54	Riccardo ROSSI	ITA	BOE Owlride	KTM	<b>1'37.521</b>	16 17	0.712 0.005	<b>218.6</b>
18	82	Stefano NEPA	ITA	BOE Owlride	KTM	<b>1'37.557</b>	16 17	0.748 0.036	<b>216.4</b>
19	27	Kaito TOBA	JPN	CIP Green Power	KTM	<b>1'37.583</b>	16 16	0.774 0.026	<b>218.6</b>
20	2	Gabriel RODRIGO	ARG	Indonesian Racing Gresini Moto3	HONDA	<b>1'37.653</b>	14 15	0.844 0.070	<b>214.2</b>
21	38	David SALVADOR	SPA	Rivacold Snipers Team	HONDA	<b>1'37.663</b>	6 17	0.854 0.010	<b>214.2</b>
22	52	Jeremy ALCOBA	SPA	Indonesian Racing Gresini Moto3	HONDA	<b>1'37.785</b>	14 16	0.976 0.122	<b>214.7</b>
23	24	Tatsuki SUZUKI	JPN	SIC58 Squadra Corse	HONDA	<b>1'37.818</b>	5 13	1.009 0.033	<b>214.7</b>
24	20	Lorenzo FELLON	FRA	SIC58 Squadra Corse	HONDA	<b>1'37.913</b>	4 13	1.104 0.095	<b>216.0</b>
25	92	Yuki KUNII	JPN	Honda Team Asia	HONDA	<b>1'38.012</b>	4 19	1.203 0.099	<b>215.1</b>
26	6	Ryusei YAMANAKA	JPN	CarXpert PruestelGP	KTM	<b>1'38.191</b>	12 13	1.382 0.179	<b>209.3</b>
27	19	Andi Farid IZDIHAR	INA	Honda Team Asia	HONDA	<b>1'38.323</b>	19 21	1.514 0.132	<b>217.7</b>
28	73	Maximilian KOFLER	AUT	CIP Green Power	KTM	<b>1'38.747</b>	9 16	1.938 0.424	<b>216.4</b>

Practice condition: Dry

Air: 23°

Humidity: 50%

Ground: 26°

Fastest Lap:	Lap: 15	Darryn BINDER	1'36.809	160.5 Km/h
Best Race Lap:	2020	Ayumu SASAKI	1'36.103	161.7 Km/h
All Time Lap Record:	2019	Tony ARBOLINO	1'35.778	162.3 Km/h

The results are provisional until the end of the limit for protest and appeals.

Time limit for protest expires 30' after publication of the results - ..... Time: .....

These data/results cannot be reproduced, stored and/or transmitted in whole or in part by any manner of electronic, mechanical, photocopying, recording, broadcasting or otherwise now known or herein after developed without the previous express consent by the copyright owner, except for reproduction in daily press and regular printed publications on sale to the public within 60 days of the event related to those data/results and always provided that copyright symbol appears together as follows below.

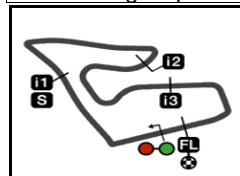
© DORNA, 2021

Official MotoGP Timing by TISSOT  
www.motogp.com

Spielberg, Friday, August 06, 2021

moto3™






4318 m.

## MICHELIN® GRAND PRIX OF STYRIA

## Free Practice Nr. 2

## Combined Free Practice Times

7

		Rider	Nation	Team	MOTORCYCLE	FP1	FP2	Gap
1	40	<b>D.BINDER</b>	RSA	Petronas Sprinta Racing	HONDA	1'37.319 16	<b>1'36.809</b> 15	
2	17	<b>J.MCPHEE</b>	GBR	Petronas Sprinta Racing	HONDA	1'37.195 16	<b>1'36.849</b> 13	0.040 0.040
3	11	<b>S.GARCIA</b>	SPA	SANTANDER Consumer	GASGAS	1'37.143 19	<b>1'36.866</b> 14	0.057 0.017
4	55	<b>R.FENATI</b>	ITA	Sterilgarda Max Racing Team	HUSQVARNA	1'37.298 17	<b>1'36.934</b> 4	0.125 0.068
5	7	<b>D.FOGGIA</b>	ITA	Leopard Racing	HONDA	1'37.533 19	<b>1'36.940</b> 17	0.131 0.006
6	16	<b>A.MIGNO</b>	ITA	Rivacold Snipers Team	HONDA	1'37.530 17	<b>1'37.078</b> 19	0.269 0.138
7	23	<b>N.ANTONELLI</b>	ITA	Avintia VR46	KTM	1'37.347 16	<b>1'37.111</b> 13	0.302 0.033
8	5	<b>J.MASIA</b>	SPA	Red Bull KTM Ajo	KTM	1'37.377 16	<b>1'37.135</b> 17	0.326 0.024
9	12	<b>F.SALAC</b>	CZE	CarXpert PruestelGP	KTM	1'38.438 18	<b>1'37.144</b> 14	0.335 0.009
10	28	<b>I.GUEVARA</b>	SPA	SANTANDER Consumer	GASGAS	1'38.054 18	<b>1'37.186</b> 17	0.377 0.042
11	37	<b>P.ACOSTA</b>	SPA	Red Bull KTM Ajo	KTM	<b>1'37.193</b> 17	1'37.220 16	0.384 0.007
12	71	<b>A.SASAKI</b>	JPN	Red Bull KTM Tech 3	KTM	<b>1'37.214</b> 17	1'37.403 8	0.405 0.021
13	31	<b>A.FERNANDEZ</b>	SPA	Sterilgarda Max Racing Team	HUSQVARNA	1'37.787 19	<b>1'37.318</b> 17	0.509 0.104
14	99	<b>C.TATAY</b>	SPA	Avintia Esponsorama Moto3	KTM	1'38.438 19	<b>1'37.407</b> 17	0.598 0.089
15	43	<b>X.ARTIGAS</b>	SPA	Leopard Racing	HONDA	1'37.815 19	<b>1'37.482</b> 18	0.673 0.075
16	53	<b>D.ÖNCÜ</b>	TUR	Red Bull KTM Tech 3	KTM	1'38.221 17	<b>1'37.516</b> 10	0.707 0.034
17	54	<b>R.ROSSI</b>	ITA	BOE Owlride	KTM	1'38.097 18	<b>1'37.521</b> 16	0.712 0.005
18	2	<b>G.RODRIGO</b>	ARG	Indonesian Racing Gresini Moto3	HONDA	<b>1'37.532</b> 17	1'37.653 14	0.723 0.011
19	82	<b>S.NEPA</b>	ITA	BOE Owlride	KTM	1'38.153 18	<b>1'37.557</b> 16	0.748 0.025
20	27	<b>K.TOBA</b>	JPN	CIP Green Power	KTM	1'39.063 14	<b>1'37.583</b> 16	0.774 0.026
21	38	<b>D.SALVADOR</b>	SPA	Rivacold Snipers Team	HONDA	1'38.218 18	<b>1'37.663</b> 6	0.854 0.080
22	24	<b>T.SUZUKI</b>	JPN	SIC58 Squadra Corse	HONDA	<b>1'37.768</b> 20	1'37.818 5	0.959 0.105
23	52	<b>J.ALCOBA</b>	SPA	Indonesian Racing Gresini Moto3	HONDA	1'38.944 9	<b>1'37.785</b> 14	0.976 0.017
24	20	<b>L.FELLON</b>	FRA	SIC58 Squadra Corse	HONDA	1'38.323 16	<b>1'37.913</b> 4	1.104 0.128
25	92	<b>Y.KUNII</b>	JPN	Honda Team Asia	HONDA	1'38.394 16	<b>1'38.012</b> 4	1.203 0.099
26	6	<b>R.YAMANAKA</b>	JPN	CarXpert PruestelGP	KTM	1'38.795 15	<b>1'38.191</b> 12	1.382 0.179
27	19	<b>A.IZDIHAR</b>	INA	Honda Team Asia	HONDA	1'38.563 21	<b>1'38.323</b> 19	1.514 0.132
28	73	<b>M.KOFLER</b>	AUT	CIP Green Power	KTM	1'39.005 14	<b>1'38.747</b> 9	1.938 0.424

<b>Pole Position Record:</b>	2016	<b>Joan MIR</b>	<b>1'36.228</b>	161.5 Km/h
<b>Best Race Lap:</b>	2020	<b>Ayumu SASAKI</b>	<b>1'36.103</b>	161.7 Km/h
<b>All Time Lap Record:</b>	2019	<b>Tony ARBOLINO</b>	<b>1'35.778</b>	162.3 Km/h

The results are provisional until the end of the limit for protest and appeals.

Time limit for protest expires 60' after publication of the results - ..... Time: .....

These data/results cannot be reproduced, stored and/or transmitted in whole or in part by any manner of electronic, mechanical, photocopying, recording, broadcasting or otherwise now known or herein after developed without the previous express consent by the copyright owner, except for reproduction in daily press and regular printed publications on sale to the public within 60 days of the event related to those data/results and always provided that copyright symbol appears together as follows below.

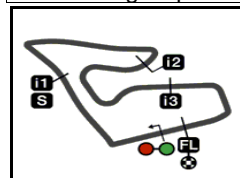
© DORNA, 2021

Official MotoGP Timing by TISSOT

www.motogp.com

Spielberg, Friday, August 06, 2021





4318 m.

## MICHELIN® GRAND PRIX OF STYRIA

## Free Practice Nr. 2

## Top Speed &amp; Average

8



Rider	Nation	Motorcycle	Top 5 speeds					Average	Top
27 Kaito TOBA	JPN	KTM	218.6	213.8	213.4	213.0	213.0	214.4	218.6
54 Riccardo ROSSI	ITA	KTM	218.6	216.8	214.2	213.4	213.4	215.0	218.6
19 Andi Farid IZDIHAR	INA	HONDA	217.7	217.3	216.8	214.2	213.4	215.2	217.7
55 Romano FENATI	ITA	HUSQVARNA	217.3	215.5	214.2	213.0	213.0	214.6	217.3
7 Dennis FOGGIA	ITA	HONDA	216.8	215.5	215.1	213.8	213.4	214.5	216.8
23 Niccolò ANTONELLI	ITA	KTM	216.8	216.4	216.0	215.1	214.2	215.5	216.8
12 Filip SALAC	CZE	KTM	216.4	216.0	214.2	213.8	213.8	214.7	216.4
73 Maximilian KOFLENER	AUT	KTM	216.4	215.5	213.4	213.4	213.0	214.1	216.4
82 Stefano NEPA	ITA	KTM	216.4	216.0	216.0	215.5	214.2	215.6	216.4
16 Andrea MIGNO	ITA	HONDA	216.0	215.1	212.5	212.1	212.1	213.6	216.0
20 Lorenzo FELLON	FRA	HONDA	216.0	215.5	215.1	215.1	213.8	214.9	216.0
43 Xavier ARTIGAS	SPA	HONDA	216.0	214.7	214.7	213.0	212.5	214.2	216.0
5 Jaume MASIA	SPA	KTM	215.5	214.7	214.2	214.2	213.8	214.5	215.5
28 Izan GUEVARA	SPA	GASGAS	215.5	214.7	213.8	213.8	213.8	214.3	215.5
40 Darryn BINDER	RSA	HONDA	215.5	214.7	213.0	212.5	212.5	213.6	215.5
31 Adrian FERNANDEZ	SPA	HUSQVARNA	215.1	214.7	214.2	214.2	214.2	214.5	215.1
53 Deniz ÖNCÜ	TUR	KTM	215.1	214.2	213.8	213.4	213.0	213.6	215.1
71 Ayumu SASAKI	JPN	KTM	215.1	213.8	213.8	213.0	212.5	213.2	215.1
92 Yuki KUNII	JPN	HONDA	215.1	214.7	214.7	213.0	212.5	214.0	215.1
24 Tatsuki SUZUKI	JPN	HONDA	214.7	213.8	213.8	213.4	212.1	213.6	214.7
52 Jeremy ALCOBA	SPA	HONDA	214.7	213.8	213.0	212.1	211.7	213.1	214.7
2 Gabriel RODRIGO	ARG	HONDA	214.2	213.8	212.1	211.3	210.5	211.5	214.2
38 David SALVADOR	SPA	HONDA	214.2	214.2	213.4	212.1	212.1	213.0	214.2
99 Carlos TATAY	SPA	KTM	214.2	213.4	213.0	211.7	211.7	212.8	214.2
17 John MCPHEE	GBR	HONDA	213.4	212.1	211.7	210.9	210.5	211.7	213.4
11 Sergio GARCIA	SPA	GASGAS	213.0	213.0	213.0	212.5	212.5	212.8	213.0
37 Pedro ACOSTA	SPA	KTM	212.5	212.1	211.7	211.7	211.7	211.9	212.5
6 Ryusei YAMANAKA	JPN	KTM	209.3	208.8	208.8	208.4	208.4	208.7	209.3

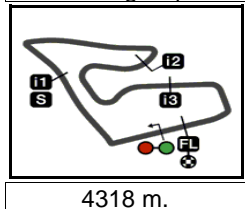
These data/results cannot be reproduced, stored and/or transmitted in whole or in part by any manner of electronic, mechanical, photocopying, recording, broadcasting or otherwise now known or herein after developed without the previous express consent by the copyright owner, except for reproduction in daily press and regular printed publications on sale to the public within 60 days of the event related to those data/results and always provided that copyright symbol appears together as follows below.

© DORNA, 2021

Official MotoGP Timing by TISSOT  
www.motogp.com



Spielberg, Friday, August 06, 2021



MICHELIN® GRAND PRIX OF STYRIA

Free Practice Nr. 2

Chronological Analysis of Performances

9

\* Lap / Sector time cancelled      T1 Time from finish line to 1st intermediate      T3 Time from 2nd intermed. to 3rd intermed.  
 P Crossing the finish line in pit lane      T2 Time from 1st intermed. to 2nd intermed.      T4 Time from 3rd intermediate to finish line

Lap	Lap Time	T1	T2	T3	T4	Speed	Lap	Lap Time	T1	T2	T3	T4	Speed
<b>1st 40 Darryn BINDER</b> Petronas Sprinta Raci RSA							9	1'37.692 *	21.776	30.810	26.593*	18.513*	212.5
Runs=2 Total laps=16 Full laps=10							10	<b>1'37.507</b>	21.706	30.793	26.497	18.511	212.1
1	2'53.261	12.414	31.906	26.967	18.780	206.1	11	<b>1'37.534</b>	21.754	30.732	26.629	18.419	211.3
2	<b>1'38.009</b>	21.895	30.982	26.609	18.523	210.9	12	1'43.781 P	21.660	30.830	26.584	24.707	213.0
3	<b>1'37.397</b>	21.750	30.785	26.440	18.422	212.1	13	8'29.820 *	13.598	31.350	26.771*	18.476*	204.5
4	<b>1'37.310</b>	21.730	30.855	26.308	18.417	214.7	14	<b>1'36.866</b>	21.636	30.486	26.297	18.447	211.3
5	<b>1'36.956</b>	21.634	30.738	26.218	18.366	215.5	15	<b>1'37.219</b>	21.640	30.524	26.485	18.570	211.7
6	<b>1'37.953</b>	21.860	30.977	26.632	18.484	210.1	16	<b>1'38.137</b>	21.707	30.650	26.596	19.184	210.9
7	1'47.902 P	24.235	31.574	27.375	24.718	204.5							
8	8'16.422	12.730	31.461	26.859	18.453	206.1							
9	<b>1'38.704</b>	21.719	31.427	26.967	18.591	211.7							
10	<b>1'37.803</b>	21.926	31.054	26.409	18.414	212.5							
11	1'43.885 P	21.761	31.002	26.530	24.592	213.0							
12	7'42.042	13.539	36.683	29.209	19.159	198.5							
13	<b>1'38.132</b>	21.926	30.931	27.014	18.261	212.5							
14	<b>1'41.207</b>	24.267	31.664	26.430	18.846	201.8							
15	<b>1'36.809</b>	21.671	30.605	26.261	18.272	209.7							
16	1'44.390 *	22.05*	31.285	27.520	23.531	205.3							
<b>4th 55 Romano FENATI</b> Sterilgarda Max Racin ITA							9	<b>1'37.175</b>	21.638	30.749	26.538	18.250	212.5
Runs=3 Total laps=18 Full laps=12							10	1'48.699 P	22.39*	32.679	27.407	26.219	198.8
1	3'13.801 *	13.135	31.835	27.057	18.631*	204.1	11	7'20.974	13.980	31.549	26.552	18.502	191.8
2	<b>1'37.904</b>	21.835	30.959	26.661	18.449	213.0	12	<b>1'37.756</b>	21.873	30.942	26.618	18.323	210.9
3	<b>1'37.585</b>	21.699	30.918	26.579	18.389	212.5	13	<b>1'37.218</b>	21.669	30.669	26.609	18.271	211.7
4	<b>1'36.934</b>	21.595	30.682	26.401	18.256	214.2	14	1'44.243 P	22.08*	31.326	27.035	23.795	207.2
5	<b>1'36.989</b>	21.578	30.635	26.383	18.393	215.5	15	6'02.942 *	13.959	32.564	27.027	18.507*	173.3
6	<b>1'37.552</b>	21.682	31.024	26.380	18.466	212.1	16	<b>1'37.084</b>	21.697	30.642	26.429	18.316	208.8
7	<b>1'37.308</b>	21.674	30.877	26.438	18.319	217.3	17	<b>1'37.141</b>	21.742	30.561	26.406	18.432	208.8
8	<b>1'37.181</b>	21.635	30.826	26.467	18.253	213.0	18	1'48.745 P	22.05*	31.827	27.710	27.149	200.7
<b>5th 7 Dennis FOGGIA</b> Leopard Racing ITA							9	2'03.112 *	12.288	32.478	26.869	18.934*	208.8
Runs=2 Total laps=19 Full laps=7							10	<b>1'38.946</b>	22.111	31.285	26.654	18.896	211.3
1	2'03.112 *	12.288	32.478	26.869	18.934*	208.8	11	1'40.379 *	22.37*	31.321	27.802	18.877	213.4
2	<b>1'38.946</b>	22.111	31.285	26.654	18.896	211.3	12	1'38.233 *	21.91*	31.070	26.446	18.802	212.5
3	1'40.379 *	22.37*	31.321	27.802	18.877	213.4	13	1'38.240 *	21.816	31.306	26.469*	18.649	213.0
4	1'38.233 *	21.91*	31.070	26.446	18.802	212.5	14	1'37.963 *	21.777	30.950	26.631*	18.605	213.4
5	1'38.240 *	21.816	31.306	26.469*	18.649	213.0	15	1'39.742 *	22.71*	31.824	26.667	18.532	206.5
6	1'37.963 *	21.777	30.950	26.631*	18.605	213.4	16	1'44.227 P	21.761	31.102	27.325	24.039	215.5
7	1'39.742 *	22.71*	31.824	26.667	18.532	206.5	17	7'56.046 *	12.350	34.114	26.917*	18.821	209.3
8	1'44.227 P	21.761	31.102	27.325	24.039	215.5	18	<b>1'38.008</b>	21.948	31.031	26.481	18.548	212.5
9	7'56.046 *	12.350	34.114	26.917*	18.821	209.3	11	<b>1'37.202</b>	21.733	30.758	26.273	18.438	213.4
10	<b>1'38.008</b>	21.948	31.031	26.481	18.548	212.5	12	<b>1'37.344</b>	21.696	30.782	26.365	18.501	212.5
11	<b>1'37.202</b>	21.733	30.758	26.273	18.438	213.4	13	1'37.080 *	21.654	30.711	26.273*	18.442	213.8
12	<b>1'37.344</b>	21.696	30.782	26.365	18.501	212.5	14	1'40.716 *	23.16*	31.630	26.858	19.061	201.8
13	1'37.080 *	21.654	30.711	26.273*	18.442	213.8							
14	1'40.716 *	23.16*	31.630	26.858	19.061	201.8							
<b>3rd 11 Sergio GARCIA</b> SANTANDER Consu SPA							9	2'00.558 *	12.472	31.672	26.811	18.943*	206.1
Runs=2 Total laps=16 Full laps=9							10	<b>1'38.354</b>	21.837	31.063	26.757	18.697	212.1
1	2'00.558 *	12.472	31.672	26.811	18.943*	206.1	11	<b>1'38.042</b>	21.770	30.932	26.698	18.642	212.5
2	<b>1'38.354</b>	21.837	31.063	26.757	18.697	212.1	12	1'37.848 *	21.767	30.908	26.600*	18.573	212.1
3	<b>1'38.042</b>	21.770	30.932	26.698	18.642	212.5	13	<b>1'37.903</b>	21.693	30.945	26.710	18.555	213.0
4	1'37.848 *	21.767	30.908	26.600*	18.573	212.1	14	<b>1'37.838</b>	21.707	30.824	26.768	18.539	212.1
5	<b>1'37.903</b>	21.693	30.945	26.710	18.555	213.0	1	1'44.424 P	21.705	30.863	27.293	24.563	213.0
6	<b>1'37.838</b>	21.707	30.824	26.768	18.539	212.1	2	9'25.946 *	12.674	31.690	26.938	18.696*	205.3
7	1'44.424 P	21.705	30.863	27.293	24.563	213.0							
8	9'25.946 *	12.674	31.690	26.938	18.696*	205.3							

**Fastest Lap:** Darryn BINDER Petronas Sprinta Raci RSA **1'36.809** 21.671 30.605 26.261 18.272

These data/results cannot be reproduced, stored and/or transmitted in whole or in part by any manner of electronic, mechanical, photocopying, recording, broadcasting or otherwise now known or herein after developed without the previous express consent by the copyright owner, except for reproduction in daily press and regular printed publications on sale to the public within 60 days of the event related to those data/results and always provided that copyright symbol appears together as follows below.  
 © DORNA, 2021



## Free Practice Nr. 2

## Moto3

Lap	Lap Time	T1	T2	T3	T4	Speed	Lap	Lap Time	T1	T2	T3	T4	Speed														
15	1'55.011	P	22.683	35.227	30.789	26.312	206.8	10	1'37.615	21.748	30.807	26.562	18.498	211.3													
16	4'46.205		13.424	31.682	26.915	18.582	206.5	11	1'37.469	21.749	30.690	26.555	18.475	211.7													
17	1'36.940		21.568	30.635	26.291	18.446	216.8	12	1'43.916	P	22.04*	31.583	27.449	22.838	208.8												
18	1'36.943		21.601	30.558	26.248	18.536	213.0	13	6'15.160		12.768	32.544	28.323	19.722	204.1												
19	1'38.042		21.604	30.568	26.488	19.382	215.1	14	1'46.728		21.900	36.247	29.395	19.186	212.1												
<b>6th 16</b> Andrea MIGNO Rivacold Snipers Tea ITA Runs=2 Total laps=19 Full laps=10							15							1'37.623	21.729	30.986	26.499	18.409	214.7								
1							2'30.496	12.460	31.843	26.873	18.878	206.8	16							1'43.460	*	21.82*	35.914	26.765	18.956	208.8	
2							1'38.125	21.798	31.145	26.600	18.582	216.0	17							1'37.135		21.539	30.683	26.349	18.564	215.5	
3							1'37.552	*	21.740	30.829	26.460	18.523*	212.1	18							1'45.257	P	21.708	31.180	26.562	25.807	212.5
4							1'38.496	*	21.965	30.998	26.481	19.052*	212.1	<b>9th 12</b> Filip SALAC CarXpert PruestelGP CZE Runs=2 Total laps=15 Full laps=5													
5							1'38.304	*	21.901	31.081	26.686*	18.636	211.7	1							2'51.451		12.989	31.982	27.546	20.670	203.7
6							1'37.517	*	21.675	30.855	26.367	18.620*	212.5	2							1'38.569		22.059	31.303	26.648	18.559	210.9
7							1'37.649		21.685	30.815	26.675	18.474	215.1	3							1'37.884		21.832	30.992	26.474	18.586	211.7
8							1'48.400	P	21.775	31.044	29.240	26.341	211.3	4							1'37.443	*	21.753	30.908	26.363*	18.419	213.8
9							6'58.279		12.608	32.137	27.158	18.734	204.1	5							2'11.357	P	21.885			24.672	213.8
10							1'39.158		21.918	31.966	26.671	18.603	209.3	6							7'13.169	*	12.354	31.940	27.229	18.821*	204.9
11							1'37.608		21.750	30.897	26.511	18.450	211.7	7							1'39.490	*	21.858	31.587	27.361*	18.684*	210.5
12							1'37.516		21.776	30.770	26.521	18.449	210.1	8							1'38.291	*	21.855	31.099	26.713	18.624*	210.1
13							1'38.014		21.680	30.762	26.494	19.078	211.3	9							1'38.090	*	21.84*	31.174	26.608	18.463*	210.9
14							1'37.891		21.744	30.863	26.564	18.720	210.5	10							1'37.675		21.621	31.173	26.368	18.513	216.4
15							1'38.097		21.821	31.039	26.521	18.716	209.7	11							1'44.978	P	21.720	31.129	27.215	24.914	216.0
16							1'46.446	P	21.858	31.382	28.102	25.104	209.7	12							10'34.307		16.843	32.752	26.997	18.620	187.1
17							4'46.479		12.600	31.811	27.155	18.755	204.1	13							1'38.774	*	21.755	31.219	26.385	19.415*	213.8
18							1'37.531		21.740	30.772	26.550	18.469	210.5	14							1'37.144		21.659	30.674	26.212	18.599	210.5
19							1'37.078		21.808	30.577	26.305	18.388	208.8	15							1'38.307		21.707	31.051	26.669	18.880	214.2
<b>7th 23</b> Niccolò ANTONELL Avintia VR46 ITA Runs=2 Total laps=14 Full laps=7							<b>10th 28</b> Izan GUEVARA SANTANDER Consu SPA Runs=2 Total laps=18 Full laps=9																				
1							3'11.759	*	13.298	32.484	27.287	18.828*	205.3	1							2'03.989		12.507	32.422	27.148	18.804	208.0
2							1'38.428		21.867	31.115	26.865	18.581	212.1	2							1'38.176		21.781	31.070	26.594	18.731	214.7
3							1'37.988	*	21.81*	30.989	26.719	18.462	211.7	3							1'38.858	*	22.08*	31.224	26.832	18.716	210.9
4							1'37.681	*	21.79*	30.828	26.622	18.437	212.1	4							1'38.603	*	21.95*	31.231	26.732	18.684	210.5
5							1'37.635		21.697	30.718	26.533	18.687	213.4	5							1'38.438		21.838	31.124	26.681	18.795	212.1
6							1'37.231		21.539	30.738	26.495	18.459	216.8	6							1'39.776		21.882	32.470	26.766	18.658	213.4
7							1'38.128		21.673	31.593	26.503	18.359	214.2	7							1'38.410	*	21.711	31.291*	26.725	18.683	213.8
8							1'37.156		21.598	30.686	26.403	18.469	216.0	8							1'43.240	P	21.830	31.239	26.645	23.526	213.4
9							1'45.454	P	22.97*	32.864	26.975	22.638	196.3	9							5'16.959		13.975	31.712	27.488	19.207	205.7
10							5'16.276	*	14.334	31.502	26.676	18.589*	198.5	10							1'38.684		21.745	31.625	26.756	18.558	213.4
11							1'37.425		21.828	30.789	26.405	18.403	213.8	11							1'38.114		21.638	30.982	26.977	18.517	213.0
12							1'37.398	*	21.67*	30.802	26.449	18.474	215.1	12							1'37.787		21.644	31.008	26.644	18.491	213.8
13							1'37.111		21.654	30.712	26.340	18.405	214.2	13							1'42.127	*	21.84*	34.531	26.917	18.830	211.3
14							1'42.235	P	21.588	30.747	26.528	23.372	216.4	14							1'42.562	P	21.602	31.088	26.603	23.269	215.5
<b>8th 5</b> Jaume MASIA Red Bull KTM Ajo SPA Runs=3 Total laps=18 Full laps=9							15							9'12.468	*	13.730	31.701	26.847	18.666*	204.9							
1							2'25.391		12.826	32.259	27.220	18.900	206.8	16							1'37.575		21.831	30.976	26.359	18.409	210.9
2							1'38.083		21.787	30.957	26.630	18.709	214.2	17							1'37.186		21.551	30.704	26.416	18.515	213.4
3							1'38.095	*	21.826	31.133	26.562	18.574*	213.0	18							1'37.477		21.583	30.776	26.499	18.619	213.8
4							1'38.061		21.804	31.019	26.723	18.515	214.2	<b>11th 37</b> Pedro ACOSTA Red Bull KTM Ajo SPA Runs=2 Total laps=17 Full laps=9													
5							1'38.141	*	21.72*	31.085	26.728	18.603	213.8	1							2'18.576		13.109	31.697	27.153	18.764	205.3
6							1'45.157	P	21.790	31.579	27.420	24.368	211.7	2							1'38.180		21.861	30.930	26.691	18.698	212.5
7							6'48.887	*	12.955	32.138	27.378*	18.871	205.7	3							1'38.027		21.826	31.054	26.522	18.625	212.1
8							1'38.176		21.764	31.119	26.661	18.632	211.7	4							1'37.823		21.872	30.919	26.524	18.508	211.7
9							1'37.634		21.866	30.772	26.565	18.431	211.7	5							1'38.003	*	21.794	30.906	26.625*	18.678*	211.7

**Fastest Lap:** Darryn BINDER Petronas Sprinta Raci RSA 1'36.809 21.671 30.605 26.261 18.272

These data/results cannot be reproduced, stored and/or transmitted in whole or in part by any manner of electronic, mechanical, photocopying, recording, broadcasting or otherwise now known or herein after developed without the previous express consent by the copyright owner, except for reproduction in daily press and regular printed publications on sale to the public within 60 days of the event related to those data/results and always provided that copyright symbol appears together as follows below.  
© DORNA, 2021

# Free Practice Nr. 2

# Moto3

Lap	Lap Time	T1	T2	T3	T4	Speed	Lap	Lap Time	T1	T2	T3	T4	Speed
6	<b>1'37.812</b>	21.820	30.796	26.591	18.605	211.3	3	1'38.751 *	21.947	31.377	26.667	18.760*	211.7
7	1'46.478 P	22.67*	32.226	27.596	23.984	193.2	4	1'38.942 *	21.963	31.212	26.769	18.998*	211.3
8	8'12.209	14.447	32.614	27.659	18.944	186.5	5	<b>1'38.585</b>	21.887	31.331	26.737	<b>18.630</b>	<b>214.2</b>
9	1'38.130 *	21.86*	30.976	26.687	18.603	210.9	6	1'38.390 *	21.835	31.169	26.693*	18.693	213.4
10	<b>1'37.978</b>	21.812	30.942	26.589	18.635	211.3	7	<b>1'38.154</b>	21.911	31.016	26.567	18.660	210.9
11	1'43.470 P	21.806	30.894	27.648*	23.122	211.3	8	<b>1'39.627</b>	21.899	31.339	27.381	19.008	213.0
12	6'43.549 *	13.083	31.451	26.667	18.880*	204.9	9	1'38.162 *	21.925	31.031	26.580*	18.626	211.7
13	<b>1'37.432</b>	21.793	30.742	<b>26.223</b>	18.674	210.9	10	1'38.484 *	21.93*	31.072	26.797	18.679*	209.7
14	<b>1'37.600</b>	<b>21.774</b>	30.832	26.417	18.577	211.7	11	<b>1'38.434</b>	21.910	30.979	26.765	18.780	210.1
15	1'40.625 *	23.034	32.311	26.588	18.692*	203.3	12	1'48.357 P	22.486	32.222	28.249	25.400	199.6
16	<b>1'37.220</b>	21.792	<b>30.678</b>	26.289	<b>18.461</b>	208.8	13	9'19.609	14.225	32.403	27.111	18.695	194.9
17	<b>1'41.004</b>	22.350	32.943	26.387	19.324	192.1	14	1'38.362 *	21.869	31.046	26.794	18.653*	209.7

## 12th 31 Adrian FERNANDEZ Sterilgarda Max Racin SPA

Runs=2	Total laps=18	Full laps=9
1	2'19.149 *	13.110 31.966 27.208* 18.806* 206.8
2	<b>1'38.823</b>	21.871 31.187 27.056 18.709 214.2
3	<b>1'38.218</b>	21.853 31.114 26.558 18.693 212.5
4	<b>1'38.374</b>	21.785 31.210 26.553 18.826 <b>215.1</b>
5	1'38.376 *	21.777 31.180 26.739 18.680* 212.5
6	<b>1'39.366</b>	21.774 32.163 26.753 18.676 213.0
7	<b>1'37.567</b>	21.650 30.930 26.446 18.541 214.2
8	1'38.589 *	21.848 31.161 26.882* 18.698 213.8
9	1'46.926 P	21.87* 31.476 26.891 26.684 211.3
10	5'59.342	14.143 32.371 26.994 18.811 194.9
11	1'38.398 *	21.855 31.052 26.890 18.601* 210.1
12	1'39.720 *	22.95* 31.785 26.464 18.516 207.2
13	<b>1'37.727</b>	21.679 31.034 26.428 18.586 214.2
14	1'43.540 P	21.783 30.906 26.519 24.332 213.8
15	7'48.980 *	21.872 33.544 26.508* 18.647* 148.5
16	<b>1'37.527</b>	21.678 30.935 <b>26.359</b> 18.555 213.8
17	<b>1'37.318</b>	<b>21.614</b> <b>30.845</b> 26.429 <b>18.430</b> 214.7
18	<b>1'39.265</b>	21.679 32.588 26.415 18.583 210.1

## 13th 71 Ayumu SASAKI Red Bull KTM Tech 3 JPN

Runs=3	Total laps=15	Full laps=7
1	2'47.779	12.651 31.651 27.051 19.103 206.5
2	<b>1'37.718</b>	21.827 30.910 26.401 18.580 213.8
3	1'37.945 *	21.818 30.785 26.591* 18.751 212.5
4	<b>1'37.589</b>	21.757 30.877 26.496 <b>18.459</b> <b>215.1</b>
5	<b>1'37.974</b>	21.820 30.963 26.467 18.724 212.1
6	1'48.055 P	21.949 31.416 27.103 27.587 207.6
7	9'47.277	12.779 31.333 26.602 18.979 207.2
8	<b>1'37.403</b>	21.784 30.735 26.271 18.613 212.5
9	<b>1'37.500</b>	21.803 30.749 26.346 18.602 212.1
10	<b>1'37.456</b>	21.795 30.803 26.343 18.515 212.5
11	1'48.462 P	22.234 32.133 27.588 26.507 208.4
12	7'53.305	12.267 32.106 26.938 18.662 211.3
13	<b>1'39.558</b>	21.755 30.711 26.283 20.809 213.0
14	1'36.975 *	21.737 <b>30.633</b> <b>26.240</b> 18.365* 212.5
15	1'49.114 P	<b>21.618</b> 30.874 28.226 28.396 213.8

## 14th 99 Carlos TATAY Avintia Esponsorama SPA

Runs=1	Total laps=20	Full laps=8
1	2'16.895	12.612 33.142 27.695 19.307 202.6
2	1'40.067 *	22.388 31.817 27.047 18.815* 208.4

## 15th 43 Xavier ARTIGAS Leopard Racing SPA

Runs=2	Total laps=18	Full laps=9
1	2'02.023	12.621 31.695 26.844 18.913 206.1
2	1'39.066 *	21.938 31.304 26.878 18.946* 212.1
3	<b>1'40.622</b>	21.857 32.297 27.416 19.052 211.7
4	<b>1'38.189</b>	21.856 31.265 26.413 18.655 213.0
5	<b>1'38.073</b>	<b>21.686</b> 31.126 26.606 18.655 <b>216.0</b>
6	1'39.219 *	21.907 32.146* 26.585* 18.581 212.1
7	1'37.998 *	21.796 30.888 26.686* 18.628 212.5
8	1'45.028 P	22.010 31.650 27.179 24.189 210.5
9	6'46.371	14.782 32.557 27.375 19.013 194.9
10	1'38.975 *	22.31* 31.218 26.705 18.742 209.7
11	<b>1'37.756</b>	21.749 30.920 26.452 18.635 214.7
12	1'44.805 P	21.761 31.029 26.952 25.063 214.7
13	7'19.478	12.806 32.392 27.312 18.963 205.7
14	<b>1'40.692</b>	23.781 31.520 26.688 18.703 206.8
15	<b>1'38.000</b>	21.813 30.981 26.565 18.641 209.3
16	<b>1'37.538</b>	21.696 30.822 26.467 <b>18.553</b> 210.5
17	<b>1'37.561</b>	21.797 <b>30.748</b> 26.440 18.576 210.5
18	<b>1'37.482</b>	21.718 30.828 <b>26.357</b> 18.579 211.7

## 16th 53 Deniz ÖNCÜ Red Bull KTM Tech 3 TUR

Runs=2	Total laps=15	Full laps=4
1	2'38.311 *	12.641 31.919 27.129* 18.948* 206.5
2	1'38.955 *	22.115 31.092 26.827 18.921* 213.0
3	1'38.359 *	<b>21.695</b> 31.149 26.676 18.839* 214.2
4	<b>1'38.140</b>	21.840 30.955 26.729 18.616 212.1
5	1'38.162 *	21.889 30.884 26.682 18.707* 213.0
6	1'37.717 *	21.795 30.826 26.567 18.529* 211.7
7	<b>1'37.620</b>	21.756 <b>30.742</b> <b>26.504</b> 18.618 213.4
8	1'43.542 P	21.751 31.348 26.985 23.458 213.8
9	10'11.716 *	13.955 32.229 26.699* 18.463* 189.4
10	<b>1'37.516</b>	21.711 30.878 26.531 <b>18.396</b> 212.1
11	1'41.962 P	21.81* 30.881* 26.797 22.469 213.0
12	7'45.272 *	13.538 32.689* 26.810* 18.489* 182.4
13	<b>1'39.997</b>	21.735 30.830 27.294 20.138 210.5
14	1'37.679 *	21.68* 30.757 26.628 18.608 212.5

**Fastest Lap:** Darryn BINDER Petronas Sprinta Raci RSA **1'36.809** 21.671 30.605 26.261 18.272

These data/results cannot be reproduced, stored and/or transmitted in whole or in part by any manner of electronic, mechanical, photocopying, recording, broadcasting or otherwise now known or herein after developed without the previous express consent by the copyright owner, except for reproduction in daily press and regular printed publications on sale to the public within 60 days of the event related to those data/results and always provided that copyright symbol appears together as follows below.  
© DORNA, 2021



## Free Practice Nr. 2

Moto3

Lap	Lap Time	T1	T2	T3	T4	Speed	Lap	Lap Time	T1	T2	T3	T4	Speed
15	1'38.476 *	21.764	31.017	26.698	18.997*	215.1	13	8'40.753 *	16.378	32.535*	27.628	19.035	198.8
<b>17th</b>	<b>54</b>	<b>Riccardo ROSSI</b>		BOE Owlride		ITA	14	<b>1'38.914</b>	22.049	31.441	26.829	18.595	208.4
		Runs=2	Total laps=17	Full laps=7			15	1'40.330 *	21.923	31.811	27.782	18.814*	209.3
1	2'20.765	13.230	32.892	27.421	19.015	206.8	16	<b>1'37.583</b>	21.745	<b>30.862</b>	<b>26.489</b>	<b>18.487</b>	212.5
2	1'40.080 *	22.04*	31.883	27.226	18.925	212.1	<b>20th</b>	<b>2</b>	<b>Gabriel RODRIGO</b>		Indonesian Racing Gr		ARG
3	1'39.556 *	22.07*	31.457	27.139	18.890*	210.9			Runs=2	Total laps=15	Full laps=6		
4	1'41.012 *	22.17*	31.411	28.440	18.982*	213.4	1	2'35.572	13.075	31.908	27.044	18.979	204.5
5	1'39.467 *	22.22*	31.468	27.012	18.762	208.4	2	1'38.529 *	21.976	30.929	26.766	18.858*	210.5
6	<b>1'38.749</b>	21.911	31.170	26.786	18.882	213.4	3	1'38.463 *	21.969	30.918	26.757	18.819*	209.7
7	<b>1'39.627</b>	21.670	32.257	26.952	18.748	<b>218.6</b>	4	<b>1'38.354</b>	21.903	31.151	26.610	18.690	210.5
8	<b>1'38.724</b>	21.899	31.155	26.981	18.689	213.4	5	<b>1'38.082</b>	21.879	30.823	26.638	18.742	210.1
9	<b>1'38.689</b>	21.782	31.142	27.006	18.759	214.2	6	1'38.153 *	21.87*	30.894	26.656	18.725	209.7
10	1'47.558 P	22.66*	32.298	28.028	24.572	202.6	7	<b>1'37.992</b>	21.793	30.866	26.599	18.734	211.3
11	6'30.245	13.153	32.314	27.053	18.672	195.6	8	<b>1'37.854</b>	21.841	30.825	26.548	18.640	210.5
12	1'38.480 *	21.843	30.913	26.855	18.869*	213.0	9	1'45.622 P	21.997	31.457	27.078	25.090	210.5
13	1'46.953 P	22.52*	31.180	27.370	25.876	210.9	10	8'05.266	14.419	33.344	26.848	18.668	156.5
14	8'43.549	15.905	32.925	26.939	19.038	189.1	11	1'37.544 *	21.906	30.742	<b>26.293</b>	18.603*	212.1
15	<b>1'37.531</b>	21.765	30.962	26.446	<b>18.358</b>	212.5	12	1'48.889 P	21.789	31.002	28.533	27.565	213.8
16	<b>1'37.521</b>	21.723	<b>30.842</b>	<b>26.382</b>	18.574	213.0	13	9'48.838	14.982	31.965	26.919	18.722	184.3
17	<b>1'37.977</b>	<b>21.621</b>	30.901	26.836	18.619	216.8	14	<b>1'37.653</b>	21.819	30.709	26.593	<b>18.532</b>	210.5
<b>18th</b>	<b>82</b>	<b>Stefano NEPA</b>		BOE Owlride		ITA	15	<b>1'37.746</b>	<b>21.653</b>	<b>30.668</b>	26.412	19.013	<b>214.2</b>
		Runs=3	Total laps=17	Full laps=11			<b>21st</b>	<b>38</b>	<b>David SALVADOR</b>		Rivacold Snipers Tea		SPA
1	2'26.948	12.167	32.412	27.359	18.917	208.0			Runs=2	Total laps=17	Full laps=9		
2	<b>1'38.700</b>	21.995	31.082	26.910	18.713	212.1	1	2'30.122	13.440	32.141	27.153	18.968	201.4
3	<b>1'38.225</b>	21.767	31.094	26.783	18.581	213.0	2	<b>1'38.743</b>	22.123	31.389	26.610	18.621	210.1
4	<b>1'38.079</b>	21.776	30.974	26.740	18.589	213.0	3	1'38.083 *	21.873	31.102	26.603*	18.505	212.1
5	<b>1'37.834</b>	21.595	30.937	26.725	18.577	215.5	4	<b>1'38.000</b>	21.873	31.036	26.629	<b>18.462</b>	212.1
6	<b>1'37.997</b>	21.745	30.904	26.693	18.655	214.2	5	<b>1'38.151</b>	21.817	31.037	26.554	18.743	213.4
7	<b>1'44.011</b>	21.744	36.260	26.894	19.113	216.0	6	<b>1'37.663</b>	<b>21.695</b>	31.001	<b>26.500</b>	18.467	<b>214.2</b>
8	<b>1'38.316</b>	21.783	31.080	26.754	18.699	213.0	7	1'48.957 P	21.779	34.838	27.512	24.828	214.2
9	1'44.350 P	21.95*	31.645	27.453	23.297	210.9	8	8'23.282	13.915	32.178	27.190	18.728	201.1
10	8'00.592 *	13.391	33.541	27.039	18.928*	202.2	9	1'38.866 *	22.006	31.167	26.889*	18.804	207.6
11	<b>1'38.321</b>	21.923	30.921	26.740	18.737	212.1	10	<b>1'38.017</b>	21.866	31.001	26.606	18.544	212.1
12	<b>1'38.418</b>	21.886	30.985	26.839	18.708	210.9	11	<b>1'37.836</b>	21.791	30.938	26.569	18.538	210.5
13	<b>1'38.096</b>	21.799	<b>30.785</b>	26.810	18.702	211.7	12	1'38.137 *	21.797	30.947	26.808*	18.585	211.3
14	1'42.662 P	21.838	31.010	27.124	22.690	210.5	13	<b>1'38.189</b>	21.921	31.023	26.743	18.502	208.0
15	6'46.944	12.968	31.854	27.198	18.981	200.3	14	1'45.648 P	22.185	31.591	27.500	24.372	202.6
16	<b>1'37.557</b>	21.732	30.856	<b>26.484</b>	<b>18.485</b>	<b>216.4</b>	15	6'35.688	13.476	31.897	27.048	18.655	201.1
17	1'46.288 P	<b>21.537</b>	31.345	27.220	26.186	216.0	16	<b>1'38.894</b>	22.013	31.745	26.649	18.487	206.1
<b>19th</b>	<b>27</b>	<b>Kaito TOBA</b>		CIP Green Power		JPN	17	<b>1'37.912</b>	21.854	<b>30.925</b>	26.512	18.621	209.3
		Runs=2	Total laps=16	Full laps=6			<b>22nd</b>	<b>52</b>	<b>Jeremy ALCOBA</b>		Indonesian Racing Gr		SPA
1	2'22.915	12.756	32.600	27.480	19.061	207.2			Runs=2	Total laps=16	Full laps=8		
2	<b>1'38.785</b>	22.033	31.294	26.744	18.714	213.4	1	2'37.796	12.428	32.612	27.256	18.928	206.5
3	1'38.676 *	22.02*	31.318	26.744	18.590*	212.5	2	<b>1'39.242</b>	22.079	31.344	27.061	18.758	211.3
4	<b>1'39.859</b>	21.913	32.144	27.270	18.532	213.8	3	1'38.786 *	21.958	31.379	26.756	18.693*	210.5
5	<b>1'38.202</b>	<b>21.690</b>	31.097	26.735	18.680	<b>218.6</b>	4	<b>1'38.370</b>	21.915	31.167	26.794	<b>18.494</b>	213.8
6	1'39.183 *	22.20*	31.288	26.824	18.862*	212.1	5	1'38.224 *	21.865	31.076	26.735	18.548*	213.0
7	1'45.396 P	21.910	31.728	27.142	24.616	211.3	6	<b>1'38.147</b>	21.804	30.998	26.797	18.548	211.7
8	8'09.761 *	12.823	31.898	27.171	18.799*	207.2	7	<b>1'38.580</b>	21.814	31.234	26.880	18.652	212.1
9	<b>1'41.025</b>	21.944	32.241	27.952	18.888	210.5	8	<b>1'38.559</b>	21.899	31.047	26.940	18.673	211.3
10	1'38.352 *	21.839	31.066	26.793	18.654*	213.0	9	1'45.973 P	22.354	31.992	27.743	23.884	200.3
11	1'38.381 *	21.795	31.124	26.720	18.742*	213.0	10	9'09.207	12.843	31.737	27.159	18.751	203.3
12	1'48.959 P	21.915	33.678	27.057	26.309	212.1	11	<b>1'38.746</b>	21.966	31.197	26.953	18.630	209.3

**Fastest Lap:** Darryn BINDER Petronas Sprinta Raci RSA **1'36.809** 21.671 30.605 26.261 18.272

These data/results cannot be reproduced, stored and/or transmitted in whole or in part by any manner of electronic, mechanical, photocopying, recording, broadcasting or otherwise now known or herein after developed without the previous express consent by the copyright owner, except for reproduction in daily press and regular printed publications on sale to the public within 60 days of the event related to those data/results and always provided that copyright symbol appears together as follows below.  
© DORNA, 2021

Official MotoGP Timing by TISSOT  
www.motogp.com

Spielberg, Friday, August 06, 2021

Page 4 of 6



## Free Practice Nr. 2

Moto3

Lap	Lap Time	T1	T2	T3	T4	Speed	Lap	Lap Time	T1	T2	T3	T4	Speed		
12	1'42.530	P	21.878	31.047	26.902	22.703	210.5	17	1'38.033	21.937	30.808	26.729	18.559	206.8	
13	7'38.377	*	16.317	32.483	28.727	19.142*	194.2	18	1'39.175	*	22.583	31.031	26.957*	18.604*	204.5
14	1'37.785		21.835	30.946	26.455	18.549	211.3	19	1'42.619	*	22.092	32.999	28.490*	19.038*	206.8
15	1'37.889		21.908	30.967	26.404	18.610	208.8	<b>26th 6 Ryusei YAMANAKA</b> CarXpert PruestelGP JPN							
16	1'38.233	*	21.638	31.028	26.852*	18.715	214.7	Runs=2	Total laps=13	Full laps=3					
<b>23rd 24 Tatsuki SUZUKI</b> SIC58 Squadra Corse JPN							1	2'41.699	12.732	32.480	27.267	19.026	204.9		
	Runs=2	Total laps=13	Full laps=6	2	1'40.255	*	22.28*	32.000	27.011	18.963*	208.8				
1	2'50.615	*	12.180	32.410	27.155	18.723*	209.3	3	1'40.474	*	22.257	31.634	26.943	19.640*	208.4
2	1'38.561	*	22.148	31.179	26.741*	18.493	210.5	4	1'39.474	*	22.303	31.609	26.733	18.829*	208.8
3	1'38.033		21.798	31.002	26.643	18.590	212.1	5	1'46.713	P	22.027	31.750	27.053	25.883	209.3
4	1'37.846		21.861	30.864	26.669	18.452	213.8	6	10'08.939		13.297	32.254	27.230	19.110	200.7
5	1'37.818		21.838	30.882	26.673	18.425	213.8	7	1'39.644		22.263	31.500	27.019	18.862	207.2
6	1'38.058		22.070	30.932	26.567	18.489	214.7	8	1'39.040		22.048	31.403	26.835	18.754	208.0
7	1'52.249	P	22.85*	33.561	27.934	27.903	194.9	9	1'44.344	P	22.094	31.253	26.899	24.098	207.6
8	8'48.598	*	12.093	31.623	26.949	18.469*	208.0	10	10'47.282	*	13.261	32.324	27.016	18.721*	193.8
9	1'52.597	P	22.00*	31.328	29.417	29.852	210.1	11	1'38.278	*	22.123	31.054	26.462	18.639*	205.7
10	12'27.385	*	15.467	32.327	26.879	18.559*	193.8	12	1'38.191		21.961	31.128	26.460	18.642	208.4
11	1'37.787	*	21.92*	30.930	26.551	18.377	208.4	13	1'39.725	*	22.006	31.474	26.825	19.420*	207.6
12	1'38.347		21.827	31.012	26.808	18.700	209.7	<b>27th 19 Andi Farid IZDIHAR</b> Honda Team Asia INA							
13	1'38.690		21.926	31.378	26.716	18.670	213.4	Runs=1	Total laps=21	Full laps=7					
<b>24th 20 Lorenzo FELLON</b> SIC58 Squadra Corse FRA							1	2'20.923	13.117	32.691	27.309	19.022	208.0		
	Runs=2	Total laps=13	Full laps=7	2	1'39.103	*	21.91*	31.188	27.100	18.898	217.3				
1	2'50.708	*	12.164	32.203	27.073	18.726*	209.7	3	1'39.245	*	22.01*	31.291	27.080	18.864	210.9
2	1'38.583		22.156	31.281	26.607	18.539	213.8	4	1'39.524		22.076	31.433	27.164	18.851	210.9
3	1'37.968		21.726	31.105	26.512	18.625	213.8	5	1'39.702	*	22.02*	31.588	27.318	18.774*	210.1
4	1'37.913		21.851	30.999	26.541	18.522	215.1	6	1'40.771	*	23.07*	31.657	27.114	18.930	211.3
5	1'37.921	*	21.763	31.091	26.455*	18.612	215.1	7	1'39.295	*	21.91*	31.511	27.201	18.665	216.8
6	1'37.937		21.908	31.072	26.437	18.520	215.5	8	1'38.923		21.844	31.100	27.202	18.777	213.4
7	1'48.149	P	24.389	31.397	27.424	24.939	206.5	9	1'39.132	*	22.05*	31.247	27.083	18.750	209.3
8	8'52.804		12.055	31.426	26.818	18.632	209.3	10	1'38.864		21.922	31.049	27.246	18.647	210.9
9	1'52.706	P	21.946	31.488	29.789	29.483	212.1	11	1'41.454	*	21.93*	31.919	27.776	19.821*	209.3
10	12'27.419	*	15.389	32.386	26.888	18.587*	192.5	12	1'38.906	*	21.838	31.207	27.203	18.658*	213.4
11	1'38.255		21.858	31.198	26.514	18.685	210.1	13	1'38.748	*	21.816	31.073	26.951	18.908*	211.7
12	1'37.998		21.866	31.167	26.387	18.578	210.5	14	1'38.447	*	21.833	31.084	26.853	18.677*	213.4
13	1'37.968		21.654	30.940	26.810	18.564	216.0	15	1'38.430		21.784	31.064	26.867	18.715	214.2
<b>25th 92 Yuki KUNII</b> Honda Team Asia JPN							16	1'46.914	P	21.822	31.107	28.774	25.211	217.7	
	Runs=2	Total laps=19	Full laps=4	17	7'26.033		13.734	34.756	30.924	19.883	200.7				
1	2'24.461	*	12.631	32.326	27.320*	18.864	205.7	18	1'39.849	*	22.329	31.251	27.263	19.006*	206.8
2	1'39.092	*	21.96*	31.427	27.051*	18.652	211.3	19	1'38.323		22.020	30.846	26.857	18.600	209.7
3	1'38.419	*	21.851	31.342	26.709*	18.517	215.1	20	1'39.082		21.959	30.931	27.210	18.982	207.6
4	1'38.012		21.816	31.097	26.580	18.519	214.7	21	1'38.738		21.890	30.758	27.013	19.077	209.3
5	1'38.520	*	21.78*	31.046	26.975	18.718	214.7	<b>28th 73 Maximilian KOFLER</b> CIP Green Power AUT							
6	1'40.796	*	22.81*	32.290	26.808	18.883*	205.3	Runs=2	Total laps=16	Full laps=3					
7	1'41.499	*	21.87*	33.937	27.004	18.683*	213.0	1	2'19.852	*	13.938	32.378	27.126	18.960*	204.5
8	1'46.211	P	21.943	31.198	26.867*	26.203	212.5	2	1'39.178		21.990	31.463	26.832	18.893	213.4
9	7'43.191		12.586	31.734	27.235	18.800	204.9	3	1'38.889		21.948	31.363	26.716	18.862	213.0
10	1'38.767	*	21.909	31.244	26.890	18.724*	208.8	4	1'42.015	*	23.22*	33.084*	27.099	18.611	204.5
11	1'38.862	*	22.017	31.265	26.936*	18.644	208.8	5	1'38.855	*	21.86*	31.412	26.681	18.900*	215.5
12	1'38.924		22.001	31.203	27.003	18.717	209.7	6	1'38.966	*	21.90*	31.345	26.771	18.947*	213.0
13	1'38.746	*	21.955	31.187	26.886	18.718*	209.3	7	1'46.924	P	22.016	31.586	27.842	25.480	216.4
14	1'45.855	P	22.081	31.332	27.845*	24.597	208.4	8	8'08.641	*	12.319	31.896	27.012	18.957*	209.3
15	4'51.943	*	12.720	31.940	27.352*	18.707	204.1	9	1'38.747		21.965	31.222	26.752	18.808	212.1
16	1'38.315		21.938	30.988	26.811	18.578	206.8	10	1'40.566	*	22.28*	32.000	27.395	18.882	208.4

**Fastest Lap:** Darryn BINDER Petronas Sprinta Raci RSA 1'36.809 21.671 30.605 26.261 18.272

These data/results cannot be reproduced, stored and/or transmitted in whole or in part by any manner of electronic, mechanical, photocopying, recording, broadcasting or otherwise now known or herein after developed without the previous express consent by the copyright owner, except for reproduction in daily press and regular printed publications on sale to the public within 60 days of the event related to those data/results and always provided that copyright symbol appears together as follows below.  
© DORNA, 2021



## Free Practice Nr. 2

Moto3

Lap	Lap Time	T1	T2	T3	T4	Speed	Lap	Lap Time	T1	T2	T3	T4	Speed
11	1'38.105 *	21.837	31.027	26.617	18.624*	213.4							
12	1'48.781 P	22.07*	33.518	27.893	25.293	212.1							
13	8'09.778 *	12.155	32.015	27.064	18.893*	211.3							
14	1'40.641 *	21.899	31.210	27.272	20.260*	211.3							
15	1'38.200 *	21.78*	30.944	26.709	18.759	212.1							
16	1'41.298 *	22.043	31.260	27.224*	20.771	210.1							

<b>Fastest Lap:</b> Darryn BINDER	Petronas Sprinta Raci	RSA	<b>1'36.809</b>	21.671	30.605	26.261	18.272
-----------------------------------	-----------------------	-----	-----------------	--------	--------	--------	--------

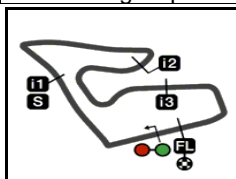
These data/results cannot be reproduced, stored and/or transmitted in whole or in part by any manner of electronic, mechanical, photocopying, recording, broadcasting or otherwise now known or herein after developed without the previous express consent by the copyright owner, except for reproduction in daily press and regular printed publications on sale to the public within 60 days of the event related to those data/results and always provided that copyright symbol appears together as follows below.  
© DORNA, 2021

Official MotoGP Timing by TISSOT  
www.motogp.com

Spielberg, Friday, August 06, 2021

Page 6 of 6





4318 m.

## MICHELIN® GRAND PRIX OF STYRIA

## Free Practice Nr. 2

## Best Partial Times

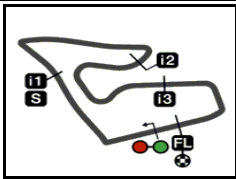
Moto3™

IT Ideal Lap Time, sum of the best partial times

BT Best Lap Time

T1		T2		T3		T4				IT	BT	
Pos	Rider	Time	Rider	Time	Rider	Time	Rider	Time	Pos	Rider	IT	BT
1	S.NEPA	21.537	S.GARCIA	30.486	J.MCPHEE	26.154	R.FENATI	18.250	1	D.BINDER	1'36.718	1'36.809 (1)
2	J.MASIA	21.539	J.MCPHEE	30.492	F.SALAC	26.212	D.BINDER	18.261	2	J.MCPHEE	1'36.746	1'36.849 (2)
3	N.ANTONELLI	21.539	D.FOGGIA	30.558	D.BINDER	26.218	R.ROSSI	18.358	3	R.FENATI	1'36.769	1'36.934 (4)
4	I.GUEVARA	21.551	R.FENATI	30.561	P.ACOSTA	26.223	N.ANTONELLI	18.359	4	D.FOGGIA	1'36.812	1'36.940 (5)
5	D.FOGGIA	21.568	A.MIGNO	30.577	A.SASAKI	26.240	T.SUZUKI	18.377	5	S.GARCIA	1'36.838	1'36.866 (3)
6	R.FENATI	21.578	D.BINDER	30.605	D.FOGGIA	26.248	J.MCPHEE	18.382	6	N.ANTONELLI	1'36.924	1'37.111 (7)
7	A.FERNANDEZ	21.614	A.SASAKI	30.633	G.RODRIGO	26.293	A.MIGNO	18.388	7	F.SALAC	1'36.926	1'37.144 (9)
8	A.SASAKI	21.618	G.RODRIGO	30.668	S.GARCIA	26.297	D.ÖNCÜ	18.396	8	A.MIGNO	1'36.945	1'37.078 (6)
9	F.SALAC	21.621	F.SALAC	30.674	A.MIGNO	26.305	J.MASIA	18.409	9	A.SASAKI	1'36.950	1'37.403 (13)
10	R.ROSSI	21.621	P.ACOSTA	30.678	N.ANTONELLI	26.340	I.GUEVARA	18.409	10	J.MASIA	1'36.980	1'37.135 (8)
11	D.BINDER	21.634	J.MASIA	30.683	J.MASIA	26.349	S.GARCIA	18.419	11	I.GUEVARA	1'37.023	1'37.186 (10)
12	S.GARCIA	21.636	N.ANTONELLI	30.686	X.ARTIGAS	26.357	F.SALAC	18.419	12	P.ACOSTA	1'37.136	1'37.220 (11)
13	J.ALCOBA	21.638	C.TATAY	30.687	I.GUEVARA	26.359	A.FERNANDEZ	18.430	13	G.RODRIGO	1'37.146	1'37.653 (20)
14	G.RODRIGO	21.653	I.GUEVARA	30.704	A.FERNANDEZ	26.359	C.TATAY	18.434	14	R.ROSSI	1'37.203	1'37.521 (17)
15	L.FELLON	21.654	D.ÖNCÜ	30.742	R.FENATI	26.380	D.FOGGIA	18.438	15	A.FERNANDEZ	1'37.248	1'37.318 (12)
16	A.MIGNO	21.675	X.ARTIGAS	30.748	R.ROSSI	26.382	A.SASAKI	18.459	16	S.NEPA	1'37.291	1'37.557 (18)
17	X.ARTIGAS	21.686	A.IZDIHAR	30.758	L.FELLON	26.387	P.ACOSTA	18.461	17	D.ÖNCÜ	1'37.337	1'37.516 (16)
18	K.TOBA	21.690	S.NEPA	30.785	J.ALCOBA	26.404	D.SALVADOR	18.462	18	X.ARTIGAS	1'37.344	1'37.482 (15)
19	D.SALVADOR	21.695	Y.KUNII	30.808	C.TATAY	26.458	S.NEPA	18.485	19	C.TATAY	1'37.368	1'37.407 (14)
20	D.ÖNCÜ	21.695	R.ROSSI	30.842	R.YAMANAKA	26.460	K.TOBA	18.487	20	J.ALCOBA	1'37.482	1'37.785 (22)
21	J.MCPHEE	21.718	A.FERNANDEZ	30.845	S.NEPA	26.484	J.ALCOBA	18.494	21	L.FELLON	1'37.501	1'37.913 (24)
22	P.ACOSTA	21.774	K.TOBA	30.862	K.TOBA	26.489	Y.KUNII	18.517	22	K.TOBA	1'37.528	1'37.583 (19)
23	A.IZDIHAR	21.784	T.SUZUKI	30.864	D.SALVADOR	26.500	L.FELLON	18.520	23	D.SALVADOR	1'37.582	1'37.663 (21)
24	C.TATAY	21.789	D.SALVADOR	30.925	D.ÖNCÜ	26.504	G.RODRIGO	18.532	24	T.SUZUKI	1'37.590	1'37.818 (23)

These data/results cannot be reproduced, stored and/or transmitted in whole or in part by any manner of electronic, mechanical, photocopying, recording, broadcasting or otherwise now known or herein after developed without the previous express consent by the copyright owner, except for reproduction in daily press and regular printed publications on sale to the public within 60 days of the event related to those data/results and always provided that copyright symbol appears together as follows below.  
© DORNA, 2021



4318 m.

## MICHELIN® GRAND PRIX OF STYRIA

## Free Practice Nr. 2

## Best Partial Times

Moto3™

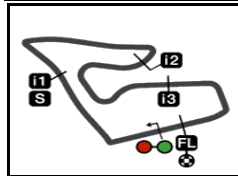
*IT* Ideal Lap Time, sum of the best partial times*BT* Best Lap Time

<b>T1</b>		<b>T2</b>		<b>T3</b>		<b>T4</b>				<i>IT</i>	<i>BT</i>	
<i>Pos</i>	<i>Rider</i>	<i>Time</i>	<i>Rider</i>	<i>Time</i>	<i>Rider</i>	<i>Time</i>	<i>Rider</i>	<i>Time</i>	<i>Pos</i>	<i>Rider</i>		
25	T.SUZUKI	21.798	L.FELLON	30.940	T.SUZUKI	26.551	X.ARTIGAS	18.553	25	Y.KUNII	1'37.721	1'38.012 (25)
26	Y.KUNII	21.816	M.KOFLER	30.944	Y.KUNII	26.580	A.IZDIHAR	18.600	26	A.IZDIHAR	1'37.995	1'38.323 (27)
27	M.KOFLER	21.837	J.ALCOBA	30.946	M.KOFLER	26.617	M.KOFLER	18.611	27	M.KOFLER	1'38.009	1'38.747 (28)
28	R.YAMANAKA	21.961	R.YAMANAKA	31.054	A.IZDIHAR	26.853	R.YAMANAKA	18.642	28	R.YAMANAKA	1'38.117	1'38.191 (26)

These data/results cannot be reproduced, stored and/or transmitted in whole or in part by any manner of electronic, mechanical, photocopying, recording, broadcasting or otherwise now known or herein after developed without the previous express consent by the copyright owner, except for reproduction in daily press and regular printed publications on sale to the public within 60 days of the event related to those data/results and always provided that copyright symbol appears together as follows below.  
© DORNA, 2021

Official MotoGP Timing by TISSOT  
www.motogp.com






4318 m.

## MICHELIN® GRAND PRIX OF STYRIA

## Free Practice Nr. 2

## Fastest Laps Sequence

<i>Practice Time</i>	 <i>Rider</i>	<i>Nation</i>	<i>Motorcycle</i>	<i>Time</i>	<i>Km/h</i>	<i>Rider's Lap</i>
<b>3'38.912</b>	11 <b>Sergio GARCIA</b>	SPA	GASGAS	<b>1'38.354</b>	158.0	2
<b>3'42.165</b>	28 <b>Izan GUEVARA</b>	SPA	GASGAS	<b>1'38.176</b>	158.3	2
<b>4'03.474</b>	5 <b>Jaume MASIA</b>	SPA	KTM	<b>1'38.083</b>	158.4	2
<b>4'25.497</b>	71 <b>Ayumu SASAKI</b>	JPN	KTM	<b>1'37.718</b>	159.0	2
<b>6'08.667</b>	40 <b>Darryn BINDER</b>	RSA	HONDA	<b>1'37.397</b>	159.6	3
<b>7'45.977</b>	40 <b>Darryn BINDER</b>	RSA	HONDA	<b>1'37.310</b>	159.7	4
<b>8'06.224</b>	55 <b>Romano FENATI</b>	ITA	HUSQVARNA	<b>1'36.934</b>	160.3	4
<b>38'04.113</b>	11 <b>Sergio GARCIA</b>	SPA	GASGAS	<b>1'36.866</b>	160.4	14
<b>38'43.792</b>	40 <b>Darryn BINDER</b>	RSA	HONDA	<b>1'36.809</b>	160.5	15

These data/results cannot be reproduced, stored and/or transmitted in whole or in part by any manner of electronic, mechanical, photocopying, recording, broadcasting or otherwise now known or herein after developed without the previous express consent by the copyright owner, except for reproduction in daily press and regular printed publications on sale to the public within 60 days of the event related to those data/results and always provided that copyright symbol appears together as follows below.

© DORNA, 2021

Official MotoGP Timing by TISSOT  
www.motogp.com

Spielberg, Friday, August 06, 2021

