




4318 m.

## MICHELIN® GRAND PRIX OF STYRIA

## Free Practice Nr. 4

## Classification

14

		Rider	Nation	Team	Motorcycle	Time	Lap Total	Gap	Top Speed
1	20	<b>Fabio QUARTARARO</b>	FRA	Monster Energy Yamaha MotoGP	YAMAHA	<b>1'23.816</b>	5 16		<b>307.6</b>
2	63	<b>Francesco BAGNAIA</b>	ITA	Ducati Lenovo Team	DUCATI	<b>1'24.022</b>	11 17	0.206 0.206	<b>319.5</b>
3	12	<b>Maverick VIÑALES</b>	SPA	Monster Energy Yamaha MotoGP	YAMAHA	<b>1'24.024</b>	4 20	0.208 0.002	<b>311.2</b>
4	36	<b>Joan MIR</b>	SPA	Team SUZUKI ECSTAR	SUZUKI	<b>1'24.180</b>	9 13	0.364 0.156	<b>305.9</b>
5	93	<b>Marc MARQUEZ</b>	SPA	Repsol Honda Team	HONDA	<b>1'24.273</b>	14 18	0.457 0.093	<b>311.2</b>
6	26	<b>Dani PEDROSA</b>	SPA	Red Bull KTM Factory Racing	KTM	<b>1'24.409</b>	5 16	0.593 0.136	<b>315.7</b>
7	30	<b>Takaaki NAKAGAMI</b>	JPN	LCR Honda IDEMITSU	HONDA	<b>1'24.510</b>	16 19	0.694 0.101	<b>310.3</b>
8	43	<b>Jack MILLER</b>	AUS	Ducati Lenovo Team	DUCATI	<b>1'24.521</b>	15 15	0.705 0.011	<b>313.0</b>
9	23	<b>Enea BASTIANINI</b>	ITA	Avintia Esponsorama	DUCATI	<b>1'24.589</b>	14 16	0.773 0.068	<b>313.0</b>
10	88	<b>Miguel OLIVEIRA</b>	POR	Red Bull KTM Factory Racing	KTM	<b>1'24.634</b>	11 15	0.818 0.045	<b>307.6</b>
11	89	<b>Jorge MARTIN</b>	SPA	Pramac Racing	DUCATI	<b>1'24.744</b>	12 16	0.928 0.110	<b>319.5</b>
12	5	<b>Johann ZARCO</b>	FRA	Pramac Racing	DUCATI	<b>1'24.819</b>	6 16	1.003 0.075	<b>313.9</b>
13	73	<b>Alex MARQUEZ</b>	SPA	LCR Honda CASTROL	HONDA	<b>1'24.831</b>	5 17	1.015 0.012	<b>312.1</b>
14	44	<b>Poi ESPARGARO</b>	SPA	Repsol Honda Team	HONDA	<b>1'24.842</b>	5 16	1.026 0.011	<b>313.9</b>
15	33	<b>Brad BINDER</b>	RSA	Red Bull KTM Factory Racing	KTM	<b>1'24.856</b>	14 15	1.040 0.014	<b>311.2</b>
16	35	<b>Cal CRUTCHLOW</b>	GBR	Petronas Yamaha SRT	YAMAHA	<b>1'24.868</b>	13 18	1.052 0.012	<b>303.3</b>
17	9	<b>Daniilo PETRUCCI</b>	ITA	Tech 3 KTM Factory Racing	KTM	<b>1'24.926</b>	3 16	1.110 0.058	<b>311.2</b>
18	10	<b>Luca MARINI</b>	ITA	SKY VR46 Avintia	DUCATI	<b>1'25.027</b>	3 15	1.211 0.101	<b>311.2</b>
19	46	<b>Valentino ROSSI</b>	ITA	Petronas Yamaha SRT	YAMAHA	<b>1'25.051</b>	5 17	1.235 0.024	<b>306.8</b>
20	41	<b>Aleix ESPARGARO</b>	SPA	Aprilia Racing Team Gresini	APRILIA	<b>1'25.096</b>	6 17	1.280 0.045	<b>311.2</b>
21	42	<b>Alex RINS</b>	SPA	Team SUZUKI ECSTAR	SUZUKI	<b>1'25.141</b>	3 16	1.325 0.045	<b>309.4</b>
22	32	<b>Lorenzo SAVADORI</b>	ITA	Aprilia Racing Team Gresini	APRILIA	<b>1'25.172</b>	11 15	1.356 0.031	<b>308.5</b>
23	27	<b>Iker LECUONA</b>	SPA	Tech 3 KTM Factory Racing	KTM	<b>1'25.561</b>	3 12	1.745 0.389	<b>305.0</b>

Practice condition: **Dry**

<b>Fastest Lap:</b>	Lap: 5	<b>Fabio QUARTARARO</b>	<b>1'23.816</b>	185.4 Km/h
<b>Best Race Lap:</b>	2019	<b>Andrea DOVIZIOSO</b>	<b>1'23.827</b>	185.4 Km/h
<b>All Time Lap Record:</b>	2019	<b>Marc MARQUEZ</b>	<b>1'23.027</b>	187.2 Km/h

The results are provisional until the end of the limit for protest and appeals.

Time limit for protest expires 30' after publication of the results - ..... Time: .....

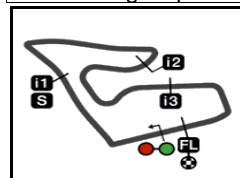
These data/results cannot be reproduced, stored and/or transmitted in whole or in part by any manner of electronic, mechanical, photocopying, recording, broadcasting or otherwise now known or herein after developed without the previous express consent by the copyright owner, except for reproduction in daily press and regular printed publications on sale to the public within 60 days of the event related to those data/results and always provided that copyright symbol appears together as follows below.

© DORNA, 2021

Official MotoGP Timing by TISSOT  
www.motogp.com

Spielberg, Saturday, August 07, 2021





4318 m.

## MICHELIN® GRAND PRIX OF STYRIA

## Free Practice Nr. 4

## Top Speed &amp; Average

15



Rider	Nation	Motorcycle	Top 5 speeds					Average	Top
63 Francesco BAGNAIA	ITA	DUCATI	319.5	318.5	318.5	317.6	316.7	318.2	319.5
89 Jorge MARTIN	SPA	DUCATI	319.5	317.6	316.7	316.7	316.7	317.4	319.5
26 Dani PEDROSA	SPA	KTM	315.7	314.8	313.0	313.0	313.0	313.8	315.7
5 Johann ZARCO	FRA	DUCATI	313.9	313.0	313.0	313.0	312.1	312.9	313.9
44 Pol ESPARGARO	SPA	HONDA	313.9	312.1	312.1	312.1	312.1	312.4	313.9
23 Enea BASTIANINI	ITA	DUCATI	313.0	313.0	312.1	312.1	311.2	312.3	313.0
43 Jack MILLER	AUS	DUCATI	313.0	313.0	313.0	312.1	312.1	312.6	313.0
73 Alex MARQUEZ	SPA	HONDA	312.1	311.2	311.2	310.3	310.3	310.8	312.1
9 Danilo PETRUCCI	ITA	KTM	311.2	309.4	306.8	306.8	305.9	308.0	311.2
10 Luca MARINI	ITA	DUCATI	311.2	310.3	308.5	308.5	308.5	309.4	311.2
12 Maverick VIÑALES	SPA	YAMAHA	311.2	310.3	309.4	308.5	307.6	308.4	311.2
33 Brad BINDER	RSA	KTM	311.2	311.2	310.3	310.3	309.4	310.3	311.2
41 Aleix ESPARGARO	SPA	APRILIA	311.2	309.4	309.4	309.4	309.4	309.8	311.2
93 Marc MARQUEZ	SPA	HONDA	311.2	310.3	310.3	310.3	309.4	309.8	311.2
30 Takaaki NAKAGAMI	JPN	HONDA	310.3	310.3	310.3	310.3	309.4	309.9	310.3
42 Alex RINS	SPA	SUZUKI	309.4	309.4	307.6	306.8	306.8	307.7	309.4
32 Lorenzo SAVADORI	ITA	APRILIA	308.5	308.5	307.6	306.8	306.8	307.6	308.5
20 Fabio QUARTARARO	FRA	YAMAHA	307.6	306.8	305.9	305.9	305.9	306.3	307.6
88 Miguel OLIVEIRA	POR	KTM	307.6	306.8	306.8	306.8	306.8	306.9	307.6
46 Valentino ROSSI	ITA	YAMAHA	306.8	306.8	306.8	304.2	303.3	305.6	306.8
36 Joan MIR	SPA	SUZUKI	305.9	305.9	305.9	305.0	305.0	305.4	305.9
27 Iker LECUONA	SPA	KTM	305.0	303.3	303.3	303.3	302.5	303.5	305.0
35 Cal CRUTCHLOW	GBR	YAMAHA	303.3	303.3	303.3	300.8	300.8	301.9	303.3

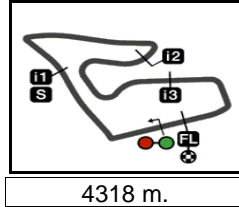
These data/results cannot be reproduced, stored and/or transmitted in whole or in part by any manner of electronic, mechanical, photocopying, recording, broadcasting or otherwise now known or herein after developed without the previous express consent by the copyright owner, except for reproduction in daily press and regular printed publications on sale to the public within 60 days of the event related to those data/results and always provided that copyright symbol appears together as follows below.

© DORNA, 2021

Official MotoGP Timing by TISSOT  
www.motogp.com



Spielberg, Saturday, August 07, 2021



4318 m.

## MICHELIN® GRAND PRIX OF STYRIA

## Free Practice Nr. 4

## Chronological Analysis of Performances

16

\* Lap / Sector time cancelled

T1 Time from finish line to 1st intermediate

T3 Time from 2nd intermed. to 3rd intermed.

P Crossing the finish line in pit lane

T2 Time from 1st intermed. to 2nd intermed.

T4 Time from 3rd intermediate to finish line

\*\*Tyre data subject to further updates

Lap	Lap Time	T1	T2	T3	T4	Speed	Lap	Lap Time	T1	T2	T3	T4	Speed	
<b>1st</b>	<b>20</b>	<b>Fabio QUARTARARO</b> YAMAHA FRA Monster Energy Yamaha MotoGP						15	1'28.582 *	17.282	29.139*	25.066	17.095	313.0
							16	<b>1'24.786</b>	17.334	26.815	24.064	16.573	318.5	
							17	1'24.913 *	17.278	27.014	24.012*	16.609	<u>319.5</u>	
							Runs=2 Total laps=16 Full laps=8							
Run #	1	Front Tyre	Slick-Medium	Rear Tyre	Slick-Medium	New Tyre								
			8 Laps at start											
1	2'48.811	10.391	29.012	25.027	16.929	281.2								
2	1'27.788 *	17.486	26.924	26.817*	16.561	303.3								
3	<b>1'23.936</b>	<u>17.333</u>	26.440	23.801	<u>16.362</u>	305.9								
4	<b>1'23.917</b>	17.388	26.530	<u>23.599</u>	16.400	303.3								
5	<u>1'23.816</u>	17.335	<u>26.349</u>	23.676	16.456	306.8								
6	<b>1'31.338</b>	17.347	32.510	24.673	16.808	305.9								
7	<b>1'24.149</b>	17.402	26.519	23.760	16.468	305.9								
8	<b>1'23.926</b>	17.351	26.406	23.711	16.458	305.9								
9	1'33.328 P	17.950*	27.884	24.930	22.564	300.8								
Run #	2	Front Tyre	Slick-Medium	Rear Tyre	Slick-Hard	New Tyre								
			17 Laps at start											
10	5'56.151	12.384	29.741	25.372	17.093	215.5								
11	1'24.710 *	17.516	26.599	24.040	16.555*	304.2								
12	<b>1'26.542</b>	17.391	26.546	24.740	17.865	304.2								
13	1'24.607 *	17.366	26.850	23.834	16.557*	305.0								
14	1'24.275 *	17.449*	26.495	23.874	16.457	<u>307.6</u>								
15	<b>1'24.434</b>	17.492	26.514	23.881	16.547	305.0								
16	1'37.273 P	21.274*	27.725	25.722	22.552	241.0								
<b>2nd</b>	<b>63</b>	<b>Francesco BAGNAIA</b> DUCATI ITA Ducati Lenovo Team						15	1'28.582 *	17.282	29.139*	25.066	17.095	313.0
							16	<b>1'24.786</b>	17.334	26.815	24.064	16.573	318.5	
							17	1'24.913 *	17.278	27.014	24.012*	16.609	<u>319.5</u>	
							Runs=1 Total laps=17 Full laps=8							
Run #	1	Front Tyre	Slick-Medium	Rear Tyre	Slick-Soft	New Tyre								
			8 Laps at start			4 Laps at start								
1	1'58.170	10.209	29.701	25.311	17.226	266.0								
2	<b>1'25.665</b>	17.467	27.163	24.409	16.626	314.8								
3	1'24.785 *	17.226	26.886	24.054	16.619*	316.7								
4	1'25.242 *	17.342	27.035	24.102	16.763*	317.6								
5	<b>1'25.142</b>	17.302	27.114	24.114	16.612	318.5								
6	1'40.878 P	19.114*	27.900	30.661*	23.203	286.4								
Run #	2	Front Tyre	Slick-Hard	Rear Tyre	Slick-Medium	New Tyre								
			New Tyre											
7	6'36.762 *	10.313	29.625	25.479	17.040*	259.6								
8	<b>1'24.812</b>	17.402	26.666	24.189	16.555	312.1								
9	<b>1'24.333</b>	17.173	26.541	24.165	<u>16.454</u>	313.0								
10	<b>1'24.112</b>	<u>17.163</u>	26.490	23.953	16.506	313.0								
11	<u>1'24.022</u>	17.165	<u>26.423</u>	<u>23.938</u>	16.496	314.8								
12	1'24.714 *	17.286	26.528	24.022*	16.878*	313.0								
13	<b>1'24.467</b>	17.311	26.503	24.034	16.619	311.2								
14	1'25.568 *	17.219	26.504	24.035	17.810*	313.9								
<b>3rd</b>	<b>12</b>	<b>Maverick VIÑALES</b> YAMAHA SPA Monster Energy Yamaha MotoGP						15	1'28.582 *	17.282	29.139*	25.066	17.095	313.0
							16	<b>1'24.786</b>	17.334	26.815	24.064	16.573	318.5	
							17	1'24.913 *	17.278	27.014	24.012*	16.609	<u>319.5</u>	
							Runs=1 Total laps=20 Full laps=11							
Run #	1	Front Tyre	Slick-Medium	Rear Tyre	Slick-Medium	New Tyre								
			New Tyre											
1	2'49.645 *	11.388	28.216	24.564	16.944*	279.7								
2	<b>1'24.581</b>	17.370	26.590	24.007	16.614	307.6								
3	1'27.017 *	19.978*	26.826	23.881	<u>16.332</u>	275.5								
4	<u>1'24.024</u>	17.302	26.492	<u>23.810</u>	16.420	307.6								
5	<b>1'24.039</b>	<u>17.282</u>	<u>26.460</u>	23.849	16.448	307.6								
6	<b>1'24.563</b>	17.284	26.556	23.886	16.837	307.6								
7	1'28.092 *	17.365	29.626*	24.438	16.663	307.6								
8	1'24.596 *	17.323	26.769	23.933	16.571*	306.8								
9	<b>1'24.550</b>	17.334	26.643	23.945	16.628	305.9								
10	<b>1'24.370</b>	17.355	26.547	23.898	16.570	306.8								
11	<b>1'24.286</b>	17.302	26.525	23.920	16.539	307.6								
12	1'26.725 *	17.289	27.472	25.213*	16.751	306.8								
13	1'27.246 *	17.365	27.375	24.283	18.223*	306.8								
14	1'53.862 *	17.524	45.771	33.504*	17.063	310.3								
15	<b>1'27.496</b>	17.404	29.336	24.172	16.584	306.8								
16	<b>1'24.494</b>	17.369	26.621	24.024	16.480	305.9								
17	<b>1'25.005</b>	17.354	26.829	24.110	16.712	308.5								
18	<b>1'24.724</b>	17.300	26.772	23.947	16.705	309.4								
19	1'29.033 *	17.348	30.578*	24.442*	16.665	<u>311.2</u>								
20	1'31.260 P	17.481	26.721	24.107	22.951	307.6								
<b>4th</b>	<b>36</b>	<b>Joan MIR</b> SUZUKI SPA Team SUZUKI ECSTAR						15	1'28.582 *	17.282	29.139*	25.066	17.095	313.0
							16	<b>1'24.786</b>	17.334	26.815	24.064	16.573	318.5	
							17	1'24.913 *	17.278	27.014	24.012*	16.609	<u>319.5</u>	
							Runs=2 Total laps=14 Full laps=9							
Run #	1	Front Tyre	Slick-Medium	Rear Tyre	Slick-Medium	New Tyre								
			14 Laps at start				14 Laps at start							
1	1'37.314	10.834	29.377	25.357	17.124	280.5								
2	<b>1'25.546</b>	17.615	26.992	24.290	16.649	303.3								
3	<b>1'25.232</b>	17.432	26.845	24.280	16.675	305.0								
	unfinished	17.446	26.770	23.976		305.0								
Run #	2	Front Tyre	Slick-Medium	Rear Tyre	Slick-Medium	New Tyre								
			9 Laps at start											
4	<b>1'22.863</b>	11.817	28.996	25.093	16.957	285.7								
5	<b>1'25.733</b>	17.523	27.252	24.279	16.679	304.2								
6	<b>1'24.796</b>	17.395	26.763	24.034	16.604	<u>305.9</u>								
7	1'24.560 *	17.405	26.672	23.859	16.624*	304.2								

**Fastest Lap:** Fabio QUARTARARO Monster Energy Yama FRA **1'23.816** 17.335 26.349 23.676 16.456

These data/results cannot be reproduced, stored and/or transmitted in whole or in part by any manner of electronic, mechanical, photocopying, recording, broadcasting or otherwise now known or herein after developed without the previous express consent by the copyright owner, except for reproduction in daily press and regular printed publications on sale to the public within 60 days of the event related to those data/results and always provided that copyright symbol appears together as follows below.  
© DORNA, 2021



# Free Practice Nr. 4

# MotoGP

Lap	Lap Time	T1	T2	T3	T4	Speed	Lap	Lap Time	T1	T2	T3	T4	Speed																																																
8	1'24.466 *	17.456	26.646	23.834*	16.530	302.5	<b>7th</b> <b>30</b> <b>Takaaki NAKAGAMI</b> LCR Honda IDEMITSU	HONDA	JPN	Runs=1	Total laps=19	Full laps=11	Run # 1	Front Tyre	Slick-Hard	Rear Tyre	Slick-Soft	New Tyre	6 Laps at start	1	1'52.217	10.870	30.989	25.906	17.648	259.6																																			
9	<b>1'24.180</b>	17.347	26.607	<b>23.770</b>	16.456	305.0														2	<b>1'26.145</b>	17.648	27.296	24.405	16.796	308.5																																			
10	<b>1'24.277</b>	17.357	26.636	23.801	16.483	305.0														3	<b>1'24.915</b>	17.487	26.900	23.936	16.592	<b>310.3</b>																																			
11	<b>1'24.279</b>	17.384	26.583	23.871	<b>16.441</b>	305.9														4	1'24.856 *	17.507	26.751	<b>23.838</b>	16.760*	310.3																																			
12	1'26.469 *	<b>17.342</b>	<b>26.566</b>	23.758*	18.803	305.9														5	<b>1'33.322</b>	17.413	28.929	27.981	18.999	309.4																																			
13	1'37.041 P	18.411	29.599	25.612	23.419	267.3														6	<b>1'29.706</b>	20.096	28.471	24.395	16.744	221.7																																			
<b>5th</b> <b>93</b> <b>Marc MARQUEZ</b> Repsol Honda Team																				HONDA SPA																																									
Runs=1																				Total laps=18							Full laps=10																																		
Run # 1																				Front Tyre							Slick-Hard							Rear Tyre							Slick-Soft							New Tyre							4 Laps at start						
1	1'41.063	9.950	29.163	25.383	17.372	291.1														7	<b>1'28.048</b>	17.459	29.352	24.362	16.875	308.5																																			
2	<b>1'25.646</b>	17.744	26.888	24.201	16.813	307.6														8	1'24.891 *	17.457	26.854	23.887	16.693*	309.4																																			
3	1'24.795 *	17.445	26.668	24.035	16.647*	308.5														9	<b>1'24.830</b>	17.422	26.831	23.932	16.645	310.3																																			
4	<b>1'24.571</b>	17.345	26.630	23.994	16.602	309.4														10	1'33.725 P	18.175	28.156	25.012	22.382	285.7																																			
5	<b>1'24.875</b>	17.375	26.531	24.055	16.914	308.5	<b>Run # 2</b>							Front Tyre							Slick-Medium							Rear Tyre							Slick-Soft							12 Laps at start							6 Laps at start												
6	<b>1'24.483</b>	17.351	26.512	24.016	16.604	309.4	11	4'47.861	14.569	31.318	25.531	17.010	187.1																																																
7	<b>1'24.648</b>	17.378	26.598	24.015	16.657	309.4	12	<b>1'25.564</b>	17.601	26.979	24.277	16.707	306.8																																																
8	1'24.821 *	17.435	26.551	24.066*	16.769	309.4	13	1'24.806 *	<b>17.373</b>	<b>26.634</b>	24.098	16.701*	308.5																																																
9	1'36.224 P	17.385	30.495	25.816*	22.528	309.4	14	<b>1'25.019</b>	17.516	26.812	24.062	16.629	305.9																																																
Run # 2							Front Tyre							Slick-Hard							Rear Tyre							Slick-Medium							9 Laps at start							12 Laps at start																			
10	5'36.006	10.748	28.833	25.470	17.102	292.6	15	1'27.749 *	19.266*	27.465	24.368	16.650	288.7																																																
11	<b>1'25.401</b>	17.438	27.117	24.215	16.631	309.4	16	<b>1'24.510</b>	17.398	26.696	23.871	<b>16.545</b>	309.4																																																
12	<b>1'24.302</b>	17.316	26.520	23.937	<b>16.529</b>	310.3	17	<b>1'25.535</b>	17.518	27.054	24.326	16.637	307.6																																																
13	1'24.598 *	17.440	26.482	23.947	16.729*	307.6	18	1'25.767 *	17.375	26.733	23.971	17.688*	310.3																																																
14	<b>1'24.273</b>	<b>17.249</b>	26.588	<b>23.889</b>	16.547	310.3	19	<b>1'29.229</b>	17.553	27.668	26.655	17.353	307.6																																																
15	1'24.378 *	17.315	<b>26.461</b>	23.991*	16.611	<b>311.2</b>	<b>8th</b> <b>43</b> <b>Jack MILLER</b> Ducati Lenovo Team							DUCATI							AUS																																								
16	<b>1'26.911</b>	17.274	27.481	25.219	16.937	310.3	Runs=2							Total laps=15							Full laps=9																																								
17	1'24.793 *	17.355	26.546	24.161*	16.731	309.4	Run # 1							Front Tyre							Slick-Hard							Rear Tyre							Slick-Soft							New Tyre							4 Laps at start												
18	<b>1'24.764</b>	17.418	26.576	24.125	16.645	309.4	1	1'39.235	10.902	29.713	25.179	17.136	257.1																																																
<b>6th</b> <b>26</b> <b>Dani PEDROSA</b> Red Bull KTM Factory Racing							KTM							SPA																																															
Runs=1							Total laps=16							Full laps=11																																															
Run # 1							Front Tyre							Slick-Hard							Rear Tyre							Slick-Medium							New Tyre							8 Laps at start																			
1	1'54.463	13.945	31.921	28.419	19.170	237.3	2	<b>1'25.220</b>	17.558	26.860	24.112	16.690	310.3																																																
2	1'30.261 *	18.864*	29.950	24.595	16.852	293.4	3	<b>1'24.704</b>	17.343	26.697	24.029	<b>16.635</b>	<b>313.0</b>																																																
3	<b>1'24.945</b>	17.299	27.026	24.027	<b>16.593</b>	311.2	4	<b>1'24.730</b>	17.442	<b>26.624</b>	23.964	16.700	312.1																																																
4	1'25.076 *	17.613	26.948	23.834	16.681*	309.4	5	<b>1'24.732</b>	17.337	26.733	23.978	16.684	310.3																																																
5	<b>1'24.409</b>	17.254	<b>26.785</b>	23.721	16.649	313.0	6	<b>1'24.797</b>	17.282	26.642	24.073	16.800	313.0																																																
6	<b>1'25.560</b>	17.397	27.471	23.956	16.736	314.8	7	1'33.278 P	17.353	26.759	25.310	23.856	313.0																																																
7	<b>1'24.479</b>	<b>17.211</b>	26.807	23.844	16.617	313.0	<b>Run # 2</b>							Front Tyre							Slick-Hard							Rear Tyre							Slick-Soft							7 Laps at start							11 Laps at start												
8	<b>1'24.762</b>	17.331	26.806	23.871	16.754	312.1	8	7'59.128	10.382	27.713	24.603	17.148	299.1																																																
9	1'37.170 P	19.299	29.218	25.682	22.971	237.8	9	<b>1'25.587</b>	17.449	27.013	24.362	16.763	311.2																																																
Run # 2							Front Tyre							Slick-Hard							Rear Tyre							Slick-Medium							9 Laps at start							17 Laps at start																			
10	8'14.614	15.587	28.718	24.841	16.904	207.6	10	<b>1'25.368</b>	17.365	26.950	24.228	16.825	312.1																																																
11	<b>1'24.947</b>	17.279	26.991	24.006	16.671	308.5	11	1'25.244 *	17.348	26.900	24.125	16.871*	311.2																																																
12	<b>1'24.613</b>	17.287	26.843	23.719	16.764	309.4	12	1'34.754 P	17.470	27.171	26.578	23.535	310.3																																																
13	<b>1'24.917</b>	17.330	27.066	<b>23.714</b>	16.807	305.0	<b>Run # 3</b>							Front Tyre							Slick-Hard							Rear Tyre							Slick-Soft							12 Laps at start							6 Laps at start												
14	<b>1'24.861</b>	17.332	27.014	23.737	16.778	313.0	13	3'55.894	10.427	28.147	24.905	17.463	300.0																																																
15	<b>1'25.298</b>	17.279	27.255	23.991	16.773	<b>315.7</b>	14	<b>1'24.961</b>	17.405	26.744	24.094	16.718	312.1																																																
16	<b>1'24.765</b>	17.276	26.961	23.826	16.702	313.0	15	<b>1'24.521</b>	<b>17.267</b>	26.650	<b>23.944</b>	16.660	311.2																																																

**Fastest Lap:** Fabio QUARTARARO Monster Energy Yama FRA **1'23.816** 17.335 26.349 23.676 16.456

These data/results cannot be reproduced, stored and/or transmitted in whole or in part by any manner of electronic, mechanical, photocopying, recording, broadcasting or otherwise now known or herein after developed without the previous express consent by the copyright owner, except for reproduction in daily press and regular printed publications on sale to the public within 60 days of the event related to those data/results and always provided that copyright symbol appears together as follows below.  
© DORNA, 2021

Official MotoGP Timing by TISSOT  
www.motogp.com



Spielberg, Saturday, August 07, 2021

Page 2 of 6

# Free Practice Nr. 4

# MotoGP

Lap	Lap Time	T1	T2	T3	T4	Speed	Lap	Lap Time	T1	T2	T3	T4	Speed				
<b>9th</b>	<b>23</b>	<b>Enea BASTIANINI</b>			DUCATI		ITA										
		Avintia Esponsorama															
		Runs=1			Total laps=16		Full laps=7										
Run #	1	Front Tyre	Slick-Medium	Rear Tyre	Slick-Soft			Run #	2	Front Tyre	Slick-Medium	Rear Tyre	Slick-Medium				
		5 Laps at start			6 Laps at start						20 Laps at start			20 Laps at start			
1	1'51.672	11.232	30.610	25.814	17.339	242.6		9	8'20.848	11.763	30.659	24.691	16.968	176.4			
2	<b>1'26.113</b>	17.609	27.226	24.546	16.732	<b>313.0</b>		10	<b>1'24.864</b>	17.308	26.767	24.107	16.682	313.0			
3	<b>1'25.378</b>	17.429	26.903	24.371	16.675	310.3		11	1'24.650	*	17.258*	<b>26.726</b>	23.998	16.668	313.9		
4	1'27.180	*	18.474*	27.172	24.416	17.118*	296.7	12	<b>1'24.744</b>		17.191	26.898	23.949	<b>16.706</b>	316.7		
5	1'32.269	*	17.558	33.376	24.547*	16.788	312.1	13	1'24.469	*	<b>17.168</b>	26.821	23.848*	<b>16.632</b>	317.6		
6	<b>1'25.276</b>	17.422	26.725	24.393	16.736	313.0		14	1'31.450	*	20.268*	29.570	24.650	16.962	274.1		
7	1'28.180	*	17.361	29.364	24.610*	16.845*	312.1	15	1'29.257	*	17.287*	30.425*	24.447	17.098	316.7		
8	1'25.270	*	17.412	26.677	24.347*	16.834	311.2	16	<b>1'25.421</b>		17.371	27.075	24.162	16.813	313.0		
9	1'36.802	P	19.242*	28.335	24.409	24.816	286.4										
<b>12th</b>	<b>5</b>	<b>Johann ZARCO</b>			DUCATI		FRA										
		Pramac Racing															
		Runs=1			Total laps=16		Full laps=9										
Run #	1	Front Tyre	Slick-Medium	Rear Tyre	Slick-Soft			Run #	2	Front Tyre	Slick-Medium	Rear Tyre	Slick-Medium				
		9 Laps at start			4 Laps at start						16 Laps at start			13 Laps at start			
1	1'50.037	10.102	30.580	25.518	17.274	252.3		8	7'44.513	10.172	28.854	24.840	16.910	276.9			
2	<b>1'25.950</b>	17.729	27.357	24.191	16.673	308.5		9	<b>1'54.446</b>	17.552			17.926	308.5			
3	<b>1'25.752</b>	17.495	26.845	24.623	16.789	307.6		10	<b>1'30.657</b>	18.183	29.684	25.926	16.864	301.6			
4	1'25.021	*	17.467	<b>26.815</b>	23.913	16.826*	309.4	11	1'25.164	*	17.537	27.005	23.931	16.691*	309.4		
5	<b>1'24.854</b>	17.495	26.873	<b>23.839</b>	16.647	312.1		12	1'32.056	*	23.527*	27.806	24.018	16.705	217.3		
6	<b>1'24.819</b>	17.352	26.915	23.908	16.644	<b>313.9</b>		13	<b>1'25.002</b>	17.616	26.878	23.886	<b>16.622</b>	312.1			
7	1'31.682	P	17.361	26.907	24.106	23.308	310.3	14	<b>1'24.905</b>	<b>17.321</b>	26.958	23.896	16.730	313.0			
									15	1'31.449	*	17.376	32.571*	24.341	17.161	313.0	
									16	<b>1'25.089</b>	17.376	26.988	23.982	16.743	313.0		
<b>10th</b>	<b>88</b>	<b>Miguel OLIVEIRA</b>			KTM		POR										
		Red Bull KTM Factory Racing															
		Runs=1			Total laps=15		Full laps=10										
Run #	1	Front Tyre	Slick-Hard	Rear Tyre	Slick-Medium			Run #	2	Front Tyre	Slick-Medium	Rear Tyre	Slick-Medium				
		New Tyre			New Tyre						16 Laps at start			13 Laps at start			
1	2'18.052	12.080	30.081	25.449	17.519	267.3		8	7'44.513	10.172	28.854	24.840	16.910	276.9			
2	<b>1'26.213</b>	17.771	27.433	24.270	16.739	305.0		9	<b>1'54.446</b>	17.552			17.926	308.5			
3	<b>1'24.878</b>	17.475	26.786	24.012	<b>16.605</b>	305.0		10	<b>1'30.657</b>	18.183	29.684	25.926	16.864	301.6			
4	<b>1'24.909</b>	17.445	26.831	23.981	16.652	304.2		11	1'25.164	*	17.537	27.005	23.931	16.691*	309.4		
5	1'24.904	*	17.453	26.747	23.934*	16.770	305.9	12	1'32.056	*	23.527*	27.806	24.018	16.705	217.3		
6	<b>1'25.084</b>	17.410	26.954	24.000	16.720	305.9		13	<b>1'25.002</b>	17.616	26.878	23.886	<b>16.622</b>	312.1			
7	1'25.039	*	17.435	26.923	23.985*	16.696	306.8	14	<b>1'24.905</b>	<b>17.321</b>	26.958	23.896	16.730	313.0			
8	1'38.787	*	23.097*	33.057	25.372	17.261	245.4	15	1'31.449	*	17.376	32.571*	24.341	17.161	313.0		
9	<b>1'25.059</b>	17.393	26.930	23.974	16.762	306.8		16	<b>1'25.089</b>	17.376	26.988	23.982	16.743	313.0			
10	<b>1'24.888</b>	17.365	26.846	23.994	16.683	306.8											
11	<b>1'24.634</b>	<b>17.326</b>	<b>26.674</b>	<b>23.936</b>	16.698	306.8											
12	<b>1'25.179</b>	17.410	26.836	24.197	16.736	<b>307.6</b>											
13	<b>1'25.045</b>	17.423	26.894	24.030	16.698	306.8											
14	<b>1'24.851</b>	17.371	26.783	24.021	16.676	306.8											
15	1'46.005	P	24.316	30.690	25.334	178.5											
<b>11th</b>	<b>89</b>	<b>Jorge MARTIN</b>			DUCATI		SPA										
		Pramac Racing															
		Runs=1			Total laps=16		Full laps=6										
Run #	1	Front Tyre	Slick-Medium	Rear Tyre	Slick-Medium			Run #	2	Front Tyre	Slick-Hard	Rear Tyre	Slick-Soft				
		12 Laps at start			12 Laps at start						9 Laps at start			14 Laps at start			
1	1'54.760	11.090	30.112	25.433	18.804	260.2		10	6'52.101	*	15.215	30.356	25.709	17.191*	252.3		
2	1'25.492	*	17.665*	27.132	24.050	16.645	313.9	11	1'28.438	*	19.020*	27.428	24.440	17.550	296.7		
3	<b>1'24.826</b>	17.332	26.940	<b>23.916</b>	16.638	<b>319.5</b>		12	<b>1'26.337</b>	17.689	27.671	24.040	16.937	308.5			
4	1'24.963	*	17.269	26.940	23.956	16.798*	313.9										
5	<b>1'24.997</b>	17.349	26.822	24.058	16.768	314.8											
6	1'30.368	*	18.682*	27.989	26.701	16.996	302.5										
<b>Fastest Lap:</b>		Fabio QUARTARARO		Monster Energy Yama		FRA		<b>1'23.816</b>		17.335		26.349		23.676		16.456	

These data/results cannot be reproduced, stored and/or transmitted in whole or in part by any manner of electronic, mechanical, photocopying, recording, broadcasting or otherwise now known or herein after developed without the previous express consent by the copyright owner, except for reproduction in daily press and regular printed publications on sale to the public within 60 days of the event related to those data/results and always provided that copyright symbol appears together as follows below.  
© DORNA, 2021



# Free Practice Nr. 4

# MotoGP

Lap	Lap Time	T1	T2	T3	T4	Speed
13	1'25.432	17.595	26.954	23.967	16.916	308.5
14	1'29.963	17.629	29.129	25.661	17.544	310.3
15	1'25.793	17.638	27.123	24.098	16.934	309.4
16	1'27.378 *	17.612	28.390*	24.350*	17.026	310.3
17	1'33.120 P	17.646	27.045	24.348	24.081	308.5

**14th 44** **Poi ESPARGARO** HONDA SPA  
Repsol Honda Team

Runs=3 Total laps=16 Full laps=5

Run #	1	Front Tyre	Slick-Hard	Rear Tyre	Slick-Medium
			New Tyre		3 Laps at start
1	1'45.110	10.107	29.564	25.243	17.215 289.5
2	1'26.124	17.618	27.435	24.217	16.854 312.1
3	1'24.982 *	17.441	26.904	23.925*	16.712 311.2
4	1'25.734 *	17.693*	27.034	24.047*	16.960* 311.2
5	1'24.842	17.405	26.806	23.896	16.735 312.1
6	1'32.598 P	17.426	28.096	24.771	22.305 313.9

Run #	2	Front Tyre	Slick-Hard	Rear Tyre	Slick-Medium
			6 Laps at start		9 Laps at start
7	5'34.196 *	10.758	29.000	25.151*	17.127 289.5
8	1'25.438	17.551	26.947	24.150	16.790 309.4
9	1'25.007 *	17.512	26.717	24.051*	16.727 311.2
10	1'34.419 P	17.536	28.784	25.128	22.971 310.3

Run #	3	Front Tyre	Slick-Hard	Rear Tyre	Slick-Soft
			10 Laps at start		3 Laps at start
11	4'26.703 *	10.104	28.355	24.904*	17.173 300.0
12	1'29.104 *	17.800*	29.796	24.492	17.016 305.9
13	1'24.940	17.402	26.719	24.114	16.705 311.2
14	1'24.836 *	17.406	26.836	23.906*	16.688 312.1
15	1'28.114	17.420	27.517	25.656	17.521 312.1
16	1'34.215 P	17.580	27.163	26.521	22.951 312.1

**15th 33** **Brad BINDER** KTM RSA  
Red Bull KTM Factory Racing

Runs=2 Total laps=15 Full laps=6

Run #	1	Front Tyre	Slick-Hard	Rear Tyre	Slick-Medium
			4 Laps at start		7 Laps at start
1	1'47.510	11.389	29.932	25.463	17.055 248.2
2	1'25.535	17.508	27.052	24.320	16.655 306.8
3	1'34.812 *	20.805*	33.078*	24.154	16.775 288.0
4	1'25.342 *	17.398	26.992	24.016	16.936* 311.2
5	1'24.983	17.339	26.988	23.936	16.720 311.2
6	1'25.083	17.405	27.029	24.049	16.600 310.3
7	1'33.773 *	17.400	27.049	30.544*	18.780 308.5
8	1'25.014 *	17.409	26.908	23.989*	16.708 309.4
9	1'32.968 P	17.504	26.937	24.581	23.946 307.6

Run #	2	Front Tyre	Slick-Hard	Rear Tyre	Slick-Medium
			9 Laps at start		16 Laps at start
10	5'02.278	12.364	30.961	25.194	17.128 270.0
11	1'36.610	17.611	37.836	24.259	16.904 306.8
12	1'25.628	17.395	27.231	24.231	16.771 308.5
13	1'24.862 *	17.287	26.878	24.084	16.613* 310.3
14	1'24.856	17.265	26.901	23.934	16.756 309.4
15	1'40.805 P	25.451*	27.575	24.261	23.518 289.5

**16th 35** **Cal CRUTCHLOW** YAMAHA GBR  
Petronas Yamaha SRT

Runs=2 Total laps=18 Full laps=10

Run #	1	Front Tyre	Slick-Hard	Rear Tyre	Slick-Hard
			New Tyre		New Tyre
1	2'18.752	12.011	30.305	25.448	17.488 257.7
2	1'27.560 *	18.032*	27.691	24.692	17.145 300.0
3	1'30.098 *	17.679	30.503*	24.777	17.139 300.8
4	1'26.234	17.819	27.255	24.263	16.897 299.1
5	1'26.257	17.680	27.307	24.293	16.977 300.8
6	1'32.909 *	23.134*	28.288	24.516	16.971 226.4
7	1'29.001 *	17.705	29.422	24.770*	17.104 300.8
8	1'25.765	17.706	27.059	24.169	16.831 300.8
9	1'26.157	17.632	27.190	24.217	17.118 299.1
10	1'35.047 P	18.747*	28.136	25.318	22.846 284.2

Run #	2	Front Tyre	Slick-Hard	Rear Tyre	Slick-Medium
			10 Laps at start		New Tyre
11	4'58.481 *	10.305	30.170*	24.764	16.980 283.4
12	1'25.216	17.591	26.914	24.013	16.698 300.0
13	1'24.868	17.558	26.745	23.885	16.680 300.0
14	1'28.459	17.615	29.874	23.968	17.002 300.0
15	1'25.081	17.588	26.858	23.939	16.696 303.3
16	1'25.160	17.556	26.801	24.034	16.769 303.3
17	1'29.635	17.560	26.928	24.138	21.009 303.3
18	1'39.976 P	18.726	31.040	26.562	23.648 282.7

**17th 9** **Danilo PETRUCCI** KTM ITA  
Tech 3 KTM Factory Racing

Runs=1 Total laps=16 Full laps=9

Run #	1	Front Tyre	Slick-Hard	Rear Tyre	Slick-Medium
			5 Laps at start		New Tyre
1	1'52.935	11.905	30.638	26.442	17.454 268.6
2	1'25.923	17.770	27.270	24.061	16.822 309.4
3	1'24.926	17.534	27.075	23.763	16.554 311.2
4	1'24.992 *	17.550	26.939	23.839	16.664* 306.8
5	1'26.408	17.615	27.451	24.652	16.690 304.2
6	1'25.077	17.596	26.877	23.914	16.690 303.3
7	1'29.314 *	17.682	31.105*	23.873	16.654 301.6
8	1'25.326	17.689	27.073	23.835	16.729 301.6
9	1'25.183	17.601	27.015	23.867	16.700 301.6
10	1'36.276 P	17.714	28.321	26.863	23.378 300.0

Run #	2	Front Tyre	Slick-Hard	Rear Tyre	Slick-Medium
			15 Laps at start		10 Laps at start
11	8'14.961 *	17.277	28.873	23.972	16.680* 214.7
12	1'29.801	17.543	27.686	25.478	19.094 304.2
13	1'31.005 *	17.544	27.668	28.128	17.665* 306.8
14	1'25.409 *	17.582	27.091	23.926	16.810* 304.2
15	1'25.382	17.629	27.086	23.914	16.753 305.9
16	1'25.463	17.599	27.125	23.995	16.744 304.2

**18th 10** **Luca MARINI** DUCATI ITA  
SKY VR46 Avintia

Runs=2 Total laps=15 Full laps=8

Run #	1	Front Tyre	Slick-Medium	Rear Tyre	Slick-Medium
			7 Laps at start		8 Laps at start
1	1'55.141	10.904	30.499	25.597	18.418 254.7



**Fastest Lap:** Fabio QUARTARARO Monster Energy Yama FRA 1'23.816 17.335 26.349 23.676 16.456

These data/results cannot be reproduced, stored and/or transmitted in whole or in part by any manner of electronic, mechanical, photocopying, recording, broadcasting or otherwise now known or herein after developed without the previous express consent by the copyright owner, except for reproduction in daily press and regular printed publications on sale to the public within 60 days of the event related to those data/results and always provided that copyright symbol appears together as follows below.  
© DORNA, 2021



## Free Practice Nr. 4

MotoGP

Lap	Lap Time	T1	T2	T3	T4	Speed	Lap	Lap Time	T1	T2	T3	T4	Speed	
2	1'26.247	17.810	27.345	24.384	16.708	310.3	Run # 2	Front Tyre Slick-Hard	Rear Tyre Slick-Medium					
3	1'25.027	17.506	26.792	24.039	16.690	308.5	8 Laps at start			14 Laps at start				
4	1'25.976 *	17.557	26.822	24.126	17.471*	308.5	9	7'13.753	10.397	28.976	24.354	16.823	281.9	
5	1'31.031 *	17.631	32.430	24.204*	16.766	307.6	10	1'25.471	17.465	26.859	24.012	17.135	309.4	
6	1'25.750	17.469	27.267	24.144	16.870	311.2	11	1'29.608 *	17.521	27.987	27.232	16.868*	309.4	
7	1'25.072	17.498	26.928	24.018	16.628	307.6	12	1'25.272	17.464	26.906	24.149	16.753	308.5	
8	1'41.106 P	24.156*	28.606	25.025	23.319	281.2	13	1'25.108	17.478	26.778	24.069	16.783	307.6	
Run # 2	Front Tyre Slick-Medium	Rear Tyre Slick-Medium												
15 Laps at start			16 Laps at start											
9	5'52.824 *	17.105	29.858	25.338*	17.281	243.2	14	1'35.059	17.526	33.085	27.090	17.358	308.5	
10	1'26.002	17.731	27.195	24.321	16.755	306.8	15	1'25.347	17.574	26.829	24.092	16.852	309.4	
11	1'25.527	17.674	26.899	24.198	16.756	305.9	16	1'25.454	17.541	27.017	24.029	16.867	308.5	
12	1'25.356 *	17.524	26.876	24.090	16.866*	307.6	17	1'25.206	17.497	26.869	24.005	16.835	306.8	
13	1'25.673	17.571	27.136	24.180	16.786	308.5	<b>21st 42 Alex RINS</b>						SUZUKI	SPA
14	1'25.870	17.512	27.108	24.287	16.963	307.6	Team SUZUKI ECSTAR						Runs=2 Total laps=16 Full laps=10	
15	1'47.158 P	25.359*	29.961	26.395	25.443	225.4	Run # 1	Front Tyre Slick-Medium	Rear Tyre Slick-Medium					
19th 46 Valentino ROSSI			YAMAHA		ITA		9 Laps at start			15 Laps at start				
Petronas Yamaha SRT			Runs=1 Total laps=17 Full laps=11											
Run # 1	Front Tyre Slick-Medium	Rear Tyre Slick-Medium												
6 Laps at start			New Tyre											
1	1'56.522	10.844	30.010	25.656	17.351	265.3	1	1'43.813	10.356	29.180	25.326	17.330	272.7	
2	1'26.206	17.771	27.356	24.385	16.694	303.3	2	1'25.707	17.679	27.025	24.308	16.695	305.0	
3	1'25.407	17.615	27.056	24.144	16.592	300.8	3	1'25.141	17.563	26.797	24.100	16.681	304.2	
4	1'25.152 *	17.452	26.965	23.955	16.780*	306.8	4	1'26.185 *	17.553	27.315	24.399	16.918*	305.0	
5	1'25.051	17.518	27.027	23.889	16.617	306.8	5	1'25.335	17.507	26.950	24.141	16.737	305.9	
6	1'25.240	17.421	27.187	24.019	16.613	306.8	6	1'27.392	17.552	28.349	24.432	17.059	306.8	
7	1'25.246	17.582	26.823	24.119	16.722	304.2	7	1'31.141	17.495	32.343	24.460	16.843	306.8	
8	1'37.366 P	18.979	30.470	25.273	22.644	270.0	8	1'25.410	17.497	26.912	24.193	16.808	306.8	
Run # 2	Front Tyre Slick-Medium	Rear Tyre Slick-Medium												
14 Laps at start			8 Laps at start											
9	6'21.799	10.208	29.319	24.817	16.866	264.0	9	1'37.904 P	20.105*	30.023	24.615*	23.161	279.7	
10	1'25.432	17.666	26.906	24.162	16.698	299.1	Run # 2	Front Tyre Slick-Medium	Rear Tyre Slick-Medium					
11	1'25.356 *	17.502	26.891	24.122	16.841*	301.6	18 Laps at start			24 Laps at start				
12	1'40.515 *	17.551	41.531	24.802	16.631*	300.8	10	6'44.999	10.788	30.058	26.094	17.583	264.7	
13	1'30.336	17.479	29.801	25.302	17.754	300.8	11	1'27.561	17.667	27.141	24.949	17.804	306.8	
14	1'29.090	17.633	29.062	25.671	16.724	298.3	12	1'25.536	17.548	27.107	24.032	16.849	309.4	
15	1'25.462	17.587	27.016	24.189	16.670	300.8	13	1'25.387	17.646	27.027	24.038	16.676	305.0	
16	1'25.302	17.457	26.861	24.254	16.730	300.8	14	1'25.521	17.486	26.993	24.256	16.786	307.6	
17	1'25.319	17.549	26.845	24.247	16.678	299.1	15	1'31.532 *	20.888*	29.366	24.357	16.921	242.1	
20th 41 Aleix ESPARGARO			APRILIA		SPA		16	1'32.871 P	17.513	27.241	24.345	23.772	309.4	
Aprilia Racing Team Gresini			Runs=1 Total laps=17 Full laps=13											
Run # 1	Front Tyre Slick-Hard	Rear Tyre Slick-Medium												
New Tyre			6 Laps at start											
1	1'52.787	10.628	31.024	26.256	17.709	257.1	<b>22nd 32 Lorenzo SAVADORI</b>						APRILIA	ITA
2	1'25.821	17.667	27.161	24.204	16.789	309.4	Aprilia Racing Team Gresini						Runs=2 Total laps=15 Full laps=7	
3	1'56.194	17.504			17.607	311.2	Run # 1	Front Tyre Slick-Hard	Rear Tyre Slick-Medium					
4	1'25.542	17.836	26.884	24.069	16.753	305.9	New Tyre			New Tyre				
5	1'25.276	17.557	26.850	23.986	16.883	308.5	1	1'53.941	11.285	33.570	26.604	18.093	241.0	
6	1'25.096	17.487	26.825	24.030	16.754	308.5	2	1'25.984	17.857	27.123	24.191	16.813	304.2	
7	1'25.691	17.585	27.141	23.984	16.981	307.6	3	1'30.559 *	17.535	29.062*	27.074*	16.888*	306.8	
8	1'36.613 P	19.120	28.171	25.913	23.409	276.9	4	1'25.143 *	17.671	26.846	23.947	16.679*	305.0	
Fastest Lap: Fabio QUARTARARO			Monster Energy Yama		FRA		1'23.816	17.335	26.349	23.676	16.456			
			These data/results cannot be reproduced, stored and/or transmitted in whole or in part by any manner of electronic, mechanical, photocopying, recording, broadcasting or otherwise now known or herein after developed without the previous express consent by the copyright owner, except for reproduction in daily press and regular printed publications on sale to the public within 60 days of the event related to those data/results and always provided that copyright symbol appears together as follows below.											
			© DORNA, 2021											
Official MotoGP Timing by TISSOT														
www.motogp.com														
Spielberg, Saturday, August 07, 2021														
			Page 5 of 6											
			 											

# Free Practice Nr. 4

MotoGP

Lap	Lap Time	T1	T2	T3	T4	Speed	Lap	Lap Time	T1	T2	T3	T4	Speed
14	<b>1'25.725</b>	17.542	27.202	24.106	16.875	308.5							
15	1'38.629 P	18.708	29.513	26.811	23.597	249.4							

**23rd** **27** **Iker LECUONA** KTM SPA  
 Tech 3 KTM Factory Racing

Runs=2 Total laps=12 Full laps=2

Run #	1	Front Tyre	Slick-Hard	Rear Tyre	Slick-Medium		
						8 Laps at start	13 Laps at start
1	1'47.700	10.427	29.647	25.384	17.106	246.5	
2	1'25.600 *	17.710	27.112	24.046	16.732*	<b>305.0</b>	
3	<b>1'25.561</b>	17.701	27.212	<b>24.001</b>	<b>16.647</b>	303.3	
4	1'25.644 *	17.681	27.098	24.055	16.810*	303.3	
5	1'25.495 *	<b>17.597</b>	<b>27.060</b>	24.107*	16.731	303.3	
6	1'27.791 *	17.732	27.452	25.626	16.981*	300.0	
7	1'25.610 *	17.747	27.130	23.962*	16.771*	302.5	
8	1'36.402 P	20.252	27.721	24.687	23.742	293.4	
Run #	2	Front Tyre	Slick-Hard	Rear Tyre	Slick-Medium		
						16 Laps at start	21 Laps at start
9	7'22.447	10.880	28.356	24.169	16.867	284.9	
10	<b>1'25.682</b>	17.697	27.176	24.049	16.760	300.0	
11	3'09.876 *	17.625	27.146	24.099*	2'01.006	301.6	
12	1'38.236 P	21.743	28.942	24.850	22.701	270.0	

**Fastest Lap:** Fabio QUARTARARO Monster Energy Yama FRA **1'23.816** 17.335 26.349 23.676 16.456

These data/results cannot be reproduced, stored and/or transmitted in whole or in part by any manner of electronic, mechanical, photocopying, recording, broadcasting or otherwise now known or herein after developed without the previous express consent by the copyright owner, except for reproduction in daily press and regular printed publications on sale to the public within 60 days of the event related to those data/results and always provided that copyright symbol appears together as follows below.  
 © DORNA, 2021

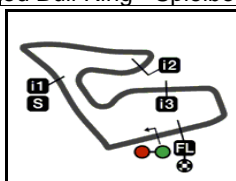
Official MotoGP Timing by **TISSOT**  
 www.motogp.com

**Spielberg, Saturday, August 07, 2021**

Page 6 of 6







4318 m.

## MICHELIN® GRAND PRIX OF STYRIA

## Free Practice Nr. 4

## Best Partial Times

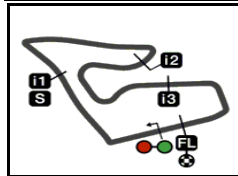
MotoGP™

*IT* Ideal Lap Time, sum of the best partial times*BT* Best Lap Time

<i>T1</i>		<i>T2</i>		<i>T3</i>		<i>T4</i>				<i>IT</i>	<i>BT</i>	
Pos	Rider	Time	Rider	Time	Rider	Time	Rider	Time	Pos	Rider		
1	F.BAGNAIA	17.163	F.QUARTARARO	26.349	F.QUARTARARO	23.599	M.VIÑALES	16.332	1	F.QUARTARAR	1'23.643	1'23.816 (1)
2	J.MARTIN	17.168	F.BAGNAIA	26.423	D.PEDROSA	23.714	F.QUARTARARO	16.362	2	M.VIÑALES	1'23.884	1'24.024 (3)
3	D.PEDROSA	17.211	M.VIÑALES	26.460	D.PETRUCCI	23.763	J.MIR	16.441	3	F.BAGNAIA	1'23.978	1'24.022 (2)
4	M.MARQUEZ	17.249	M.MARQUEZ	26.461	J.MIR	23.770	F.BAGNAIA	16.454	4	J.MIR	1'24.119	1'24.180 (4)
5	B.BINDER	17.265	E.BASTIANINI	26.512	M.VIÑALES	23.810	M.MARQUEZ	16.529	5	M.MARQUEZ	1'24.128	1'24.273 (5)
6	J.MILLER	17.267	J.MIR	26.566	T.NAKAGAMI	23.838	E.BASTIANINI	16.531	6	D.PEDROSA	1'24.303	1'24.409 (6)
7	M.VIÑALES	17.282	J.MILLER	26.624	J.ZARCO	23.839	T.NAKAGAMI	16.545	7	T.NAKAGAMI	1'24.390	1'24.510 (7)
8	E.BASTIANINI	17.303	T.NAKAGAMI	26.634	C.CRUTCHLOW	23.885	D.PETRUCCI	16.554	8	J.MARTIN	1'24.442	1'24.744 (11)
9	J.ZARCO	17.321	M.OLIVEIRA	26.674	V.ROSSI	23.889	V.ROSSI	16.592	9	J.MILLER	1'24.470	1'24.521 (8)
10	M.OLIVEIRA	17.326	A.MARQUEZ	26.714	M.MARQUEZ	23.889	D.PEDROSA	16.593	10	M.OLIVEIRA	1'24.541	1'24.634 (10)
11	F.QUARTARARO	17.333	P.ESPARGARO	26.717	P.ESPARGARO	23.896	B.BINDER	16.600	11	E.BASTIANINI	1'24.566	1'24.589 (9)
12	J.MIR	17.342	J.MARTIN	26.726	L.SAVADORI	23.904	M.OLIVEIRA	16.605	12	J.ZARCO	1'24.597	1'24.819 (12)
13	T.NAKAGAMI	17.373	C.CRUTCHLOW	26.745	A.MARQUEZ	23.909	J.ZARCO	16.622	13	B.BINDER	1'24.677	1'24.856 (15)
14	P.ESPARGARO	17.402	A.ESPARGARO	26.778	J.MARTIN	23.916	A.MARQUEZ	16.622	14	A.MARQUEZ	1'24.680	1'24.831 (13)
15	V.ROSSI	17.421	D.PEDROSA	26.785	B.BINDER	23.934	L.MARINI	16.628	15	P.ESPARGAR	1'24.703	1'24.842 (14)
16	A.MARQUEZ	17.435	L.MARINI	26.792	M.OLIVEIRA	23.936	J.MARTIN	16.632	16	V.ROSSI	1'24.725	1'25.051 (19)
17	A.ESPARGARO	17.464	A.RINS	26.797	F.BAGNAIA	23.938	L.SAVADORI	16.635	17	D.PETRUCCI	1'24.728	1'24.926 (17)
18	L.MARINI	17.469	J.ZARCO	26.815	J.MILLER	23.944	J.MILLER	16.635	18	C.CRUTCHLO	1'24.866	1'24.868 (16)
19	A.RINS	17.486	V.ROSSI	26.823	A.ESPARGARO	23.984	I.LECUONA	16.647	19	L.SAVADORI	1'24.889	1'25.172 (22)
20	L.SAVADORI	17.504	L.SAVADORI	26.846	I.LECUONA	24.001	A.RINS	16.676	20	L.MARINI	1'24.907	1'25.027 (18)
21	D.PETRUCCI	17.534	D.PETRUCCI	26.877	L.MARINI	24.018	C.CRUTCHLOW	16.680	21	A.ESPARGAR	1'24.979	1'25.096 (20)
22	C.CRUTCHLOW	17.556	B.BINDER	26.878	A.RINS	24.032	P.ESPARGARO	16.688	22	A.RINS	1'24.991	1'25.141 (21)
23	I.LECUONA	17.597	I.LECUONA	27.060	E.BASTIANINI	24.220	A.ESPARGARO	16.753	23	I.LECUONA	1'25.305	1'25.561 (23)

These data/results cannot be reproduced, stored and/or transmitted in whole or in part by any manner of electronic, mechanical, photocopying, recording, broadcasting or otherwise now known or herein after developed without the previous express consent by the copyright owner, except for reproduction in daily press and regular printed publications on sale to the public within 60 days of the event related to those data/results and always provided that copyright symbol appears together as follows below.  
© DORNA, 2021





4318 m.

**MICHELIN® GRAND PRIX OF STYRIA****Free Practice Nr. 4****Fastest Laps Sequence**

<i>Practice Time</i>	 <i>Rider</i>	<i>Nation</i>	<i>Motorcycle</i>	<i>Time</i>	<i>Km/h</i>	<i>Rider's Lap</i>
<b>3'02.860</b>	36 <b>Joan MIR</b>	SPA	SUZUKI	<b>1'25.546</b>	181.7	2
<b>3'04.455</b>	43 <b>Jack MILLER</b>	AUS	DUCATI	<b>1'25.220</b>	182.4	2
<b>4'14.226</b>	12 <b>Maverick VIÑALES</b>	SPA	YAMAHA	<b>1'24.581</b>	183.7	2
<b>5'40.535</b>	20 <b>Fabio QUARTARARO</b>	FRA	YAMAHA	<b>1'23.936</b>	185.1	3
<b>7'04.452</b>	20 <b>Fabio QUARTARARO</b>	FRA	YAMAHA	<b>1'23.917</b>	185.2	4
<b>8'28.268</b>	20 <b>Fabio QUARTARARO</b>	FRA	YAMAHA	<b>1'23.816</b>	185.4	5

These data/results cannot be reproduced, stored and/or transmitted in whole or in part by any manner of electronic, mechanical, photocopying, recording, broadcasting or otherwise now known or herein after developed without the previous express consent by the copyright owner, except for reproduction in daily press and regular printed publications on sale to the public within 60 days of the event related to those data/results and always provided that copyright symbol appears together as follows below.

© DORNA, 2021

Official MotoGP Timing by **TISSOT**  
www.motogp.com

**Spielberg, Saturday, August 07, 2021**

