




4318 m.

BITCI MOTORRAD GRAND PRIX VON ÖSTERREICH

Free Practice Nr. 2

Classification

6

		Rider	Nation	Team	Motorcycle	Time	Lap Total	Gap	Top Speed
1	87	Remy GARDNER	AUS	Red Bull KTM Ajo	KALEX	1'28.967	18 21		259.6
2	79	Ai OGURA	JPN	IDEMITSU Honda Team Asia	KALEX	1'29.099	17 22	0.132 0.132	260.8
3	25	Raul FERNANDEZ	SPA	Red Bull KTM Ajo	KALEX	1'29.154	17 23	0.187 0.055	263.4
4	22	Sam LOWES	GBR	Elf Marc VDS Racing Team	KALEX	1'29.161	15 23	0.194 0.007	259.6
5	37	Augusto FERNANDEZ	SPA	Elf Marc VDS Racing Team	KALEX	1'29.209	18 22	0.242 0.048	259.6
6	19	Lorenzo DALLA PORTA	ITA	Italtrans Racing Team	KALEX	1'29.311	22 22	0.344 0.102	259.6
7	72	Marco BEZZECCHI	ITA	SKY Racing Team VR46	KALEX	1'29.319	17 17	0.352 0.008	257.7
8	44	Aron CANET	SPA	Aspar Team Moto2	BOSCOSCURO	1'29.336	15 20	0.369 0.017	259.6
9	23	Marcel SCHROTTER	GER	Liqui Moly Intact GP	KALEX	1'29.374	22 23	0.407 0.038	258.9
10	12	Thomas LUTHI	SWI	Pertamina Mandalika SAG Team	KALEX	1'29.419	16 18	0.452 0.045	258.9
11	75	Albert ARENAS	SPA	Aspar Team Moto2	BOSCOSCURO	1'29.438	16 18	0.471 0.019	262.1
12	16	Joe ROBERTS	USA	Italtrans Racing Team	KALEX	1'29.471	18 23	0.504 0.033	257.7
13	96	Jake DIXON	GBR	Petronas Sprinta Racing	KALEX	1'29.541	14 17	0.574 0.070	257.7
14	14	Tony ARBOLINO	ITA	Liqui Moly Intact GP	KALEX	1'29.579	17 20	0.612 0.038	262.7
15	42	Marcos RAMIREZ	SPA	American Racing	KALEX	1'29.609	16 19	0.642 0.030	262.7
16	13	Celestino VIETTI	ITA	SKY Racing Team VR46	KALEX	1'29.663	18 20	0.696 0.054	258.9
17	35	Somkiat CHANTRA	THA	IDEMITSU Honda Team Asia	KALEX	1'29.752	7 16	0.785 0.089	260.8
18	21	Fabio DI GIANNANTONIO	ITA	Federal Oil Gresini Moto2	KALEX	1'29.809	16 21	0.842 0.057	259.6
19	11	Nicolò BULEGA	ITA	Federal Oil Gresini Moto2	KALEX	1'29.880	18 20	0.913 0.071	255.9
20	9	Jorge NAVARRO	SPA	Lightech Speed Up	BOSCOSCURO	1'29.890	16 19	0.923 0.010	256.5
21	97	Xavi VIERGE	SPA	Petronas Sprinta Racing	KALEX	1'29.923	20 20	0.956 0.033	259.6
22	70	Barry BALTUS	BEL	NTS RW Racing GP	NTS	1'30.026	16 21	1.059 0.103	255.3
23	62	Stefano MANZI	ITA	Flexbox HP40	KALEX	1'30.095	14 21	1.128 0.069	260.8
24	40	Hector GARZO	SPA	Flexbox HP40	KALEX	1'30.142	12 14	1.175 0.047	264.0
25	55	Hafizh SYAHRIN	MAL	NTS RW Racing GP	NTS	1'30.164	16 16	1.197 0.022	256.5
26	5	Yari MONTELLA	ITA	Lightech Speed Up	BOSCOSCURO	1'30.399	8 15	1.432 0.235	257.1
27	24	Simone CORSI	ITA	MV Agusta Forward Racing	MV AGUSTA	1'30.401	22 23	1.434 0.002	257.1
28	64	Bo BENDSNEYDER	NED	Pertamina Mandalika SAG Team	KALEX	1'30.466	12 13	1.499 0.065	258.3
29	6	Cameron BEAUBIER	USA	American Racing	KALEX	1'30.593	20 20	1.626 0.127	257.1
30	7	Lorenzo BALDASSARRI	ITA	MV Agusta Forward Racing	MV AGUSTA	1'30.655	19 21	1.688 0.062	254.7
31	29	Taiga HADA	JPN	Pertamina Mandalika SAG Teluru	KALEX	1'31.784	16 17	2.817 1.129	261.5

Practice condition: **Dry**Air: **25°**Humidity: **69%**Ground: **31°**

Fastest Lap:	Lap: 18	Remy GARDNER	1'28.967	174.7 Km/h
Best Race Lap:	2020	Marco BEZZECCHI	1'28.687	175.2 Km/h
All Time Lap Record:	2020	Jorge MARTIN	1'28.501	175.6 Km/h

The results are provisional until the end of the limit for protest and appeals.

Time limit for protest expires 30' after publication of the results - Time:

These data/results cannot be reproduced, stored and/or transmitted in whole or in part by any manner of electronic, mechanical, photocopying, recording, broadcasting or otherwise now known or herein after developed without the previous express consent by the copyright owner, except for reproduction in daily press and regular printed publications on sale to the public within 60 days of the event related to those data/results and always provided that copyright symbol appears together as follows below.

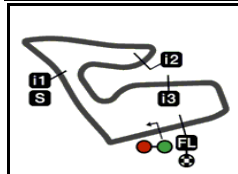
© DORNA, 2021

Official MotoGP Timing by TISSOT
www.motogp.com

Spielberg, Friday, August 13, 2021

moto2™






4318 m.

BITCI MOTORRAD GRAND PRIX VON ÖSTERREICH

Free Practice Nr. 2

Combined Free Practice Times

7

	Rider	Nation	Team	MOTORCYCLE	FP1	FP2	Gap
1	79 A.OGURA	JPN	IDEMITSU Honda Team Asia	KALEX	1'28.887	14 1'29.099	17
2	37 A.FERNANDEZ	SPA	Elf Marc VDS Racing Team	KALEX	1'28.894	20 1'29.209	18 0.007 0.007
3	87 R.GARDNER	AUS	Red Bull KTM Ajo	KALEX	1'29.281	4 1'28.967	18 0.080 0.073
4	23 M.SCHROTTER	GER	Liqui Moly Intact GP	KALEX	1'28.988	4 1'29.374	22 0.101 0.021
5	72 M.BEZZECCHI	ITA	SKY Racing Team VR46	KALEX	1'29.015	23 1'29.319	17 0.128 0.027
6	19 L.DALLA PORTA	ITA	Italtrans Racing Team	KALEX	1'29.040	20 1'29.311	22 0.153 0.025
7	22 S.LOWES	GBR	Elf Marc VDS Racing Team	KALEX	1'29.107	13 1'29.161	15 0.220 0.067
8	25 R.FERNANDEZ	SPA	Red Bull KTM Ajo	KALEX	1'29.215	6 1'29.154	17 0.267 0.047
9	44 A.CANET	SPA	Aspar Team Moto2	BOSCOCURO	1'29.192	20 1'29.336	15 0.305 0.038
10	35 S.CHANTRA	THA	IDEMITSU Honda Team Asia	KALEX	1'29.217	5 1'29.752	7 0.330 0.025
11	75 A.ARENAS	SPA	Aspar Team Moto2	BOSCOCURO	1'29.242	22 1'29.438	16 0.355 0.025
12	62 S.MANZI	ITA	Flexbox HP40	KALEX	1'29.346	16 1'30.095	14 0.459 0.104
13	12 T.LUTHI	SWI	Pertamina Mandalika SAG Team	KALEX	1'29.370	17 1'29.419	16 0.483 0.024
14	21 F.DI GIANNANTO	ITA	Federal Oil Gresini Moto2	KALEX	1'29.374	17 1'29.809	16 0.487 0.004
15	97 X.VIERGE	SPA	Petronas Sprinta Racing	KALEX	1'29.457	14 1'29.923	20 0.570 0.083
16	16 J.ROBERTS	USA	Italtrans Racing Team	KALEX	1'29.693	22 1'29.471	18 0.584 0.014
17	14 T.ARBOLINO	ITA	Liqui Moly Intact GP	KALEX	1'29.501	4 1'29.579	17 0.614 0.030
18	96 J.DIXON	GBR	Petronas Sprinta Racing	KALEX	1'29.522	4 1'29.541	14 0.635 0.021
19	40 H.GARZO	SPA	Flexbox HP40	KALEX	1'29.551	4 1'30.142	12 0.664 0.029
20	11 N.BULEGA	ITA	Federal Oil Gresini Moto2	KALEX	1'29.601	20 1'29.880	18 0.714 0.050
21	42 M.RAMIREZ	SPA	American Racing	KALEX	1'29.713	23 1'29.609	16 0.722 0.008
22	13 C.VIETTI	ITA	SKY Racing Team VR46	KALEX	1'29.624	5 1'29.663	18 0.737 0.015
23	9 J.NAVARRO	SPA	Lightech Speed Up	BOSCOCURO	1'29.633	14 1'29.890	16 0.746 0.009
24	64 B.BENDSNEYDEI	NED	Pertamina Mandalika SAG Team	KALEX	1'29.741	6 1'30.466	12 0.854 0.108
25	55 H.SYHRIN	MAL	NTS RW Racing GP	NTS	1'29.859	12 1'30.164	16 0.972 0.118
26	7 L.BALDASSARRI	ITA	MV Agusta Forward Racing	MV AGUSTA	1'29.959	5 1'30.655	19 1.072 0.100
27	70 B.BALTUS	BEL	NTS RW Racing GP	NTS	1'30.036	6 1'30.026	16 1.139 0.067
28	24 S.CORSI	ITA	MV Agusta Forward Racing	MV AGUSTA	1'30.096	5 1'30.401	22 1.209 0.070
29	6 C.BEAUBIER	USA	American Racing	KALEX	1'30.301	4 1'30.593	20 1.414 0.205
30	5 Y.MONTELLA	ITA	Lightech Speed Up	BOSCOCURO	1'30.435	5 1'30.399	8 1.512 0.098
31	29 T.HADA	JPN	Pertamina Mandalika SAG Teluru	KALEX	1'31.698	15 1'31.784	16 2.811 1.299

Pole Position Record:	2021	Remy GARDNER	1'28.668	175.3 Km/h
Best Race Lap:	2020	Marco BEZZECCHI	1'28.687	175.2 Km/h
All Time Lap Record:	2020	Jorge MARTIN	1'28.501	175.6 Km/h

The results are provisional until the end of the limit for protest and appeals.

Time limit for protest expires 60' after publication of the results - Time:

These data/results cannot be reproduced, stored and/or transmitted in whole or in part by any manner of electronic, mechanical, photocopying, recording, broadcasting or otherwise now known or herein after developed without the previous express consent by the copyright owner, except for reproduction in daily press and regular printed publications on sale to the public within 60 days of the event related to those data/results and always provided that copyright symbol appears together as follows below.

© DORNA, 2021

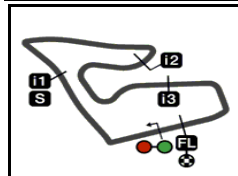
Official MotoGP Timing by TISSOT

www.motogp.com

Spielberg, Friday, August 13, 2021







4318 m.

BITCI MOTORRAD GRAND PRIX VON ÖSTERREICH**Free Practice Nr. 2****Top Speed & Average****8**

Rider	Nation	Motorcycle	Top 5 speeds					Average	Top
40 Hector GARZO	SPA	KALEX	264.0	261.5	260.2	259.6	259.6	261.0	264.0
25 Raul FERNANDEZ	SPA	KALEX	263.4	262.1	260.2	260.2	259.6	261.1	263.4
14 Tony ARBOLINO	ITA	KALEX	262.7	262.7	260.8	260.8	260.8	261.6	262.7
42 Marcos RAMIREZ	SPA	KALEX	262.7	259.6	259.6	258.9	258.3	259.8	262.7
75 Albert ARENAS	SPA	BOSCOSCURO	262.1	259.6	259.6	258.9	258.3	259.5	262.1
29 Taiga HADA	JPN	KALEX	261.5	258.9	258.9	258.3	257.1	258.6	261.5
35 Somkiat CHANTRA	THA	KALEX	260.8	260.8	258.3	257.7	257.1	258.6	260.8
62 Stefano MANZI	ITA	KALEX	260.8	260.2	260.2	259.6	258.9	259.8	260.8
79 Ai OGURA	JPN	KALEX	260.8	260.8	258.9	258.3	258.3	259.4	260.8
19 Lorenzo DALLA PORTA	ITA	KALEX	259.6	257.7	257.1	257.1	257.1	257.6	259.6
21 Fabio DI GIANNANTONIO	ITA	KALEX	259.6	258.9	258.3	258.3	258.3	258.7	259.6
22 Sam LOWES	GBR	KALEX	259.6	258.9	258.3	258.3	258.3	258.7	259.6
37 Augusto FERNANDEZ	SPA	KALEX	259.6	259.6	258.9	257.7	257.7	258.3	259.6
44 Aron CANET	SPA	BOSCOSCURO	259.6	258.9	258.3	258.3	257.7	258.2	259.6
87 Remy GARDNER	AUS	KALEX	259.6	258.3	257.1	257.1	256.5	257.5	259.6
97 Xavi VIERGE	SPA	KALEX	259.6	257.1	257.1	257.1	257.1	257.6	259.6
12 Thomas LUTHI	SWI	KALEX	258.9	258.9	257.1	256.5	255.9	257.2	258.9
13 Celestino VIETTI	ITA	KALEX	258.9	258.9	258.9	258.3	258.3	258.5	258.9
23 Marcel SCHROTTER	GER	KALEX	258.9	258.9	258.9	258.3	258.3	258.6	258.9
64 Bo BENDSNEYDER	NED	KALEX	258.3	257.1	256.5	256.5	255.3	256.7	258.3
16 Joe ROBERTS	USA	KALEX	257.7	257.1	257.1	257.1	257.1	257.2	257.7
72 Marco BEZZECCHI	ITA	KALEX	257.7	257.1	257.1	257.1	256.5	257.0	257.7
96 Jake DIXON	GBR	KALEX	257.7	257.7	256.5	256.5	255.9	256.7	257.7
5 Yari MONTELLA	ITA	BOSCOSCURO	257.1	255.3	255.3	255.3	255.3	255.7	257.1
6 Cameron BEAUBIER	USA	KALEX	257.1	256.5	256.5	256.5	256.5	256.6	257.1
24 Simone CORSI	ITA	MV AGUSTA	257.1	255.3	255.3	254.7	254.1	254.6	257.1
9 Jorge NAVARRO	SPA	BOSCOSCURO	256.5	256.5	256.5	255.9	255.3	255.8	256.5
55 Hafizh SYAHRIN	MAL	NTS	256.5	255.9	255.9	255.3	254.7	255.4	256.5
11 Nicolò BULEGA	ITA	KALEX	255.9	255.9	255.3	255.3	255.3	255.5	255.9
70 Barry BALTUS	BEL	NTS	255.3	254.7	252.9	252.9	252.9	253.7	255.3
7 Lorenzo BALDASSARRI	ITA	MV AGUSTA	254.7	252.9	252.9	252.3	252.3	253.0	254.7

These data/results cannot be reproduced, stored and/or transmitted in whole or in part by any manner of electronic, mechanical, photocopying, recording, broadcasting or otherwise now known or herein after developed without the previous express consent by the copyright owner, except for reproduction in daily press and regular printed publications on sale to the public within 60 days of the event related to those data/results and always provided that copyright symbol appears together as follows below.

© DORNA, 2021

Official MotoGP Timing by TISSOT
www.motogp.com

Spielberg, Friday, August 13, 2021



BITCI MOTORRAD GRAND PRIX VON ÖSTERREICH

Free Practice Nr. 2

Chronological Analysis of Performances

9

Lap		Lap Time	T1	T2	T3	T4	Speed	Lap		Lap Time	T1	T2	T3	T4	Speed	
1st	87	Remy GARDNER Red Bull KTM Ajo AUS					Runs=2	Total laps=21	Full laps=12	21	1'29.465	19.250	28.151	24.628	17.436	260.8
									22	1'29.841	19.254	28.392	24.766	17.429	257.7	
1	1'51.484	14.379	31.399	27.857	18.649	212.5			3rd	25	Raul FERNANDEZ Red Bull KTM Ajo SPA					
2	1'32.396	19.839	29.149	25.608	17.800	253.5					Runs=1	Total laps=23	Full laps=16			
3	1'31.688 *	19.596	28.581	25.705*	17.806	255.3			1	2'37.161	11.561	31.166	26.502	18.469	245.4	
4	1'31.027	19.317	29.043	25.098	17.569	257.1			2	1'31.464	19.515	28.662	25.267	18.020	260.2	
5	1'30.518	19.445	28.668	24.973	17.432	258.3			3	1'30.650 *	19.296	28.524	25.024*	17.806	260.2	
6	1'30.293	19.285	28.635	24.933	17.440	255.9			4	1'30.850	19.439	28.565	25.029	17.817	263.4	
7	1'41.413 P	20.41*	31.041	26.109	23.850	196.3			5	1'29.776	19.277	28.176	24.797	17.526	258.3	
8	6'43.213 *	12.556	30.944	25.309	18.152*	196.0			6	1'30.150	19.214	28.579	24.806	17.551	259.6	
9	1'30.601	19.419	28.773	24.973	17.436	254.7			7	1'29.404	19.237	28.112	24.723	17.332	257.1	
10	1'29.842	19.325	28.371	24.770	17.376	257.1			8	1'30.626 *	19.155	28.179	24.901	18.391*	258.3	
11	1'29.458	19.224	28.198	24.773	17.263	256.5			9	1'38.266 P	19.548	29.839	25.244	23.635	256.5	
12	1'37.039 P	19.376	28.477	25.778	23.408	255.9			10	6'38.903 *	11.333	30.422	25.575	17.658*	247.7	
13	4'42.854 *	11.706	30.810*	25.749	17.516	244.3			11	1'29.922	19.375	28.507	24.723	17.317	255.3	
14	1'29.616	19.412	28.340	24.642	17.222	252.3			12	1'30.075 *	19.48*	28.356	24.942	17.289	257.1	
15	1'29.037 *	19.121	28.139*	24.630	17.147	256.5			13	1'29.332	19.188	28.087	24.672	17.385	257.1	
16	1'29.125	19.143	28.288	24.515	17.179	255.3			14	1'30.223	19.271	28.522	24.827	17.603	257.7	
17	1'29.090	19.163	28.157	24.617	17.153	255.9			15	1'29.173	19.206	28.060	24.610	17.297	255.3	
18	1'28.967	19.128	28.083	24.510	17.246	259.6			16	1'41.097	19.220	38.822	25.398	17.657	256.5	
19	1'32.925 *	19.295	28.290	27.835*	17.505	255.3			17	1'29.154	19.172	28.120	24.598	17.264	262.1	
20	1'29.927 *	19.496	28.188	24.633	17.610*	254.7			18	1'29.343	19.375	28.059	24.621	17.288	257.7	
21	1'29.622	19.346	28.333	24.709	17.234	252.9			19	1'39.113	19.178	31.539	30.650	17.746	258.3	
2nd	79	Ai OGURA IDEMITSU Honda Te JPN					Runs=1	Total laps=22	Full laps=17	20	1'30.439 *	19.33*	28.460	25.064	17.582	257.7
1	2'31.535	12.724	33.955	28.809	19.462	233.2			21	1'29.701	19.240	28.278	24.775	17.408	257.1	
2	1'34.296	19.952	29.390	26.096	18.858	257.7			22	1'29.860	19.258	28.258	24.729	17.615	257.7	
3	1'32.663 *	19.593	28.834	25.897*	18.339	257.7			23	1'29.413	19.099	28.201	24.732	17.381	258.9	
4	1'32.078	19.604	28.985	25.188	18.301	252.9			4th	22	Sam LOWES Elf Marc VDS Racing GBR					
5	1'30.950	19.466	28.605	25.097	17.782	258.3					Runs=1	Total laps=23	Full laps=16			
6	1'30.354	19.373	28.367	24.964	17.650	256.5			1	2'45.265	11.950	31.379	26.334	18.671	240.5	
7	1'30.497	19.319	28.552	25.055	17.571	258.9			2	1'35.326 *	19.615	31.442	26.260*	18.009	257.1	
8	1'30.047	19.343	28.325	24.861	17.518	257.1			3	1'31.491 *	19.529	28.969	25.289*	17.704	257.1	
9	1'30.675	19.268	28.571	25.235	17.601	260.8			4	1'35.696	21.453	30.387	25.935	17.921	212.1	
10	1'30.259	19.368	28.348	24.998	17.545	255.9			5	1'30.847	19.671	28.498	25.092	17.586	258.9	
11	1'39.024 *	20.00*	35.841	25.162	18.017	223.1			6	1'30.473	19.494	28.446	24.890	17.643	255.9	
12	1'38.594 P	19.527	28.639	25.136	25.292	255.9			7	1'29.995	19.290	28.463	24.857	17.385	258.3	
13	8'01.175	12.196	30.058	25.351	17.681	244.3			8	1'29.685	19.245	28.258	24.728	17.454	257.7	
14	1'31.164	19.387	29.198	25.112	17.467	256.5			9	1'30.038 *	19.34*	28.203	24.779	17.711	257.7	
15	1'29.803	19.267	28.312	24.812	17.412	257.7			10	1'29.993	19.406	28.215	24.977	17.395	257.7	
16	1'29.676	19.246	28.303	24.829	17.298	256.5			11	1'38.575 P	19.360	28.774	25.985	24.456	257.7	
17	1'29.099	19.190	27.987	24.643	17.279	257.1			12	6'42.845	11.843	29.818	25.544	17.687	244.3	
18	1'29.776	19.135	28.545	24.752	17.344	257.7			13	1'29.985	19.556	28.246	24.850	17.333	254.1	
19	1'29.311	19.217	28.176	24.629	17.289	257.1			14	1'29.436	19.288	28.077	24.626	17.445	256.5	
20	1'29.372	19.201	28.128	24.675	17.368	258.3			15	1'29.161	19.230	28.030	24.630	17.271	257.7	

Fastest Lap: Remy GARDNER Red Bull KTM Ajo AUS **1'28.967** 19.128 28.083 24.510 17.246

These data/results cannot be reproduced, stored and/or transmitted in whole or in part by any manner of electronic, mechanical, photocopying, recording, broadcasting or otherwise now known or herein after developed without the previous express consent by the copyright owner, except for reproduction in daily press and regular printed publications on sale to the public within 60 days of the event related to those data/results and always provided that copyright symbol appears together as follows below.
© DORNA, 2021

Free Practice Nr. 2

Moto2

Lap	Lap Time	T1	T2	T3	T4	Speed	Lap	Lap Time	T1	T2	T3	T4	Speed
16	1'29.399	19.252	27.950	24.813	17.384	257.7	21	1'29.444	19.211	27.998	24.817	17.418	254.7
17	1'29.418	19.197	28.256	24.697	17.268	258.3	22	1'29.311	19.148	28.017	24.837	17.309	255.3
18	1'29.414	19.198	28.146	24.644	17.426	257.7	7th 72 Marco BEZZECCHI SKY Racing Team VR ITA						
19	1'29.291 *	19.249	28.088	24.643	17.311*	255.9	Runs=2 Total laps=17 Full laps=11						
20	1'29.374	19.213	28.154	24.634	17.373	257.7	1	1'58.838 P	14.415	36.607	29.932	25.968	186.2
21	1'29.520	19.307	28.202	24.711	17.300	259.6	2	4'25.770	11.557	32.294	26.505	18.628	248.8
22	1'29.572	19.277	28.176	24.678	17.441	258.3	3	1'33.671	21.717	29.073	25.060	17.821	254.7
23	1'31.909	21.135	28.687	24.734	17.353	244.3	4	1'30.228	19.336	28.514	24.891	17.487	257.1
5th 37 Augusto FERNAND Elf Marc VDS Racing SPA							5	1'31.246	19.190	28.485	24.817	18.754	257.7
Runs=1 Total laps=22 Full laps=16						6	1'31.010 *	20.13*	28.368	24.884	17.626	255.3	
1	2'29.173	12.475	32.623	28.026	18.943	235.2	7	1'29.957	19.204	28.308	24.781	17.664	257.1
2	1'32.768	19.702	28.976	26.127	17.963	257.7	8	1'36.210 P	19.421	28.423	24.976	23.390	256.5
3	1'31.344 *	19.400	28.499	25.275*	18.170	257.1	9	12'31.472	11.624	31.012	25.296	18.007	248.2
4	1'30.661 *	19.299	28.430	25.176*	17.756	258.9	10	1'31.231	19.452	29.101	25.102	17.576	252.9
5	1'30.268	19.316	28.494	24.868	17.590	259.6	11	2'44.984	19.335			18.397	254.1
6	1'29.801	19.230	28.225	24.876	17.470	259.6	12	1'30.375	19.351	28.604	25.006	17.414	255.3
7	1'29.600	19.246	28.173	24.827	17.354	257.1	13	1'29.753	19.271	28.221	24.779	17.482	255.3
8	1'29.382	19.175	28.031	24.829	17.347	257.7	14	1'29.438	19.194	28.201	24.748	17.295	255.9
9	1'29.275	19.188	28.082	24.715	17.290	257.1	15	1'30.391 *	19.181	28.663	24.946	17.601*	256.5
10	1'29.323	19.156	28.019	24.835	17.313	257.7	16	1'29.699	19.261	28.257	24.838	17.343	255.9
11	1'29.210	19.179	28.050	24.705	17.276	257.7	17	1'29.319	19.159	28.112	24.774	17.274	257.1
12	1'37.695 P	19.261	30.144	25.252	23.038	257.7	8th 44 Aron CANET Aspar Team Moto2 SPA						
13	8'20.990	10.716	29.071	25.192	17.503	251.1	Runs=1 Total laps=20 Full laps=13						
14	1'32.405	19.360	28.453	26.342	18.250	256.5	1	2'40.487	11.431	30.371	25.901	18.113	245.4
15	1'29.668 *	19.317	28.136	24.792*	17.423	255.9	2	1'31.614	19.596	28.742	25.375	17.901	255.3
16	1'29.424	19.229	28.095	24.798	17.302	255.9	3	1'31.244 *	19.457	28.578	25.526	17.683	256.5
17	1'29.275	19.274	27.967	24.733	17.301	255.9	4	1'30.563	19.370	28.602	25.077	17.514	256.5
18	1'29.209	19.163	28.052	24.672	17.322	255.9	5	1'30.108	19.342	28.438	24.946	17.382	256.5
19	1'29.524	19.267	28.111	24.703	17.443	255.3	6	1'30.157	19.363	28.528	24.905	17.361	257.1
20	1'29.895	19.258	28.169	24.827	17.641	255.9	7	1'30.414	19.299	28.482	25.074	17.559	259.6
21	1'29.384	19.293	28.011	24.751	17.329	255.9	8	1'30.447 *	19.63*	28.479	24.882	17.449	255.3
22	1'29.341	19.201	28.051	24.778	17.311	256.5	9	1'31.090 *	19.34*	28.486	24.780	18.480	257.7
6th 19 Lorenzo DALLA PO Italtrans Racing Team ITA							10	1'30.089	19.378	28.441	24.790	17.480	258.3
Runs=1 Total laps=22 Full laps=16						11	1'37.435 P	19.368	28.365	24.848	24.854	257.1	
1	2'03.519	11.283	33.114	27.686	19.584	236.8	12	11'09.097	11.811	29.917	26.103	19.538	246.0
2	1'38.690	23.091	31.057	26.198	18.344	222.6	13	1'30.493	19.473	28.507	25.066	17.447	254.1
3	1'31.859 *	19.592	28.828	25.564*	17.875	255.9	14	1'29.694	19.310	28.402	24.720	17.262	257.7
4	1'30.782	19.432	28.649	25.141	17.560	257.1	15	1'29.336	19.229	28.135	24.721	17.251	257.7
5	1'30.669 *	19.591*	28.582	24.990	17.498	255.3	16	1'29.577	19.268	28.197	24.708	17.404	257.1
6	1'30.307	19.332	28.408	24.984	17.583	259.6	17	1'29.694	19.247	28.355	24.746	17.346	258.9
7	1'30.284	19.235	28.432	25.034	17.583	257.1	18	1'29.497	19.190	28.137	24.723	17.447	258.3
8	1'29.974	19.262	28.319	24.993	17.400	256.5	19	1'29.462	19.251	28.199	24.772	17.240	257.7
9	1'29.914	19.244	28.294	24.976	17.400	256.5	20	1'29.861 *	19.283	28.210	24.882*	17.486	257.1
10	1'29.932	19.199	28.261	25.010	17.462	257.1	9th 23 Marcel SCHROTTE Liqui Moly Intact GP GER						
11	1'30.004	19.272	28.323	24.994	17.415	257.7	Runs=1 Total laps=23 Full laps=13						
12	1'30.045	19.189	28.298	25.049	17.509	256.5	1	1'57.089	11.343	30.409	26.547	19.013	246.5
13	1'37.949 P	19.291	28.302	26.161*	24.195	257.1	2	1'32.593 *	19.621	28.718	25.711	18.543*	255.9
14	7'52.567	13.992	37.860	26.031	17.590	237.3	3	1'31.246 *	19.406	28.667	25.385*	17.788*	256.5
15	1'30.721	19.401	28.611	25.049	17.660	253.5	4	1'30.461	19.418	28.387	25.080	17.576	256.5
16	1'31.451 *	19.77.*	28.689	25.559	17.431	254.7	5	1'29.983 *	19.25*	28.221	24.960	17.543	257.7
17	1'29.961	19.303	28.340	24.883	17.435	256.5	6	1'30.566	19.278	28.827	24.975	17.486	258.3
18	1'29.829	19.299	28.290	24.856	17.384	255.9	7	1'29.892	19.271	28.252	24.950	17.419	257.7
19	1'30.153	19.631	28.299	24.870	17.353	254.7	8	1'30.021 *	19.32.*	28.311	24.851	17.537*	257.1
20	1'29.720	19.266	28.274	24.853	17.327	254.7							

Fastest Lap: Remy GARDNER Red Bull KTM Ajo AUS 1'28.967 19.128 28.083 24.510 17.246

These data/results cannot be reproduced, stored and/or transmitted in whole or in part by any manner of electronic, mechanical, photocopying, recording, broadcasting or otherwise now known or herein after developed without the previous express consent by the copyright owner, except for reproduction in daily press and regular printed publications on sale to the public within 60 days of the event related to those data/results and always provided that copyright symbol appears together as follows below.
© DORNA, 2021

Official MotoGP Timing by TISSOT
www.motogp.com

Spielberg, Friday, August 13, 2021

Page 2 of 7



Free Practice Nr. 2

Moto2

Lap	Lap Time	T1	T2	T3	T4	Speed	Lap	Lap Time	T1	T2	T3	T4	Speed
9	1'29.683	19.231	28.205	24.791	17.456	258.9	18	1'33.697	19.933	31.162	25.134	17.468	248.8
10	1'29.977	19.258	28.247	24.835	17.637	257.7		unfinished	19.104	28.303	24.866		262.1
11	1'38.283 P	19.205	29.015	26.415	23.648	258.3	12th 16 Joe ROBERTS Italtrans Racing Team USA						
12	7'34.142 *	11.212	29.797	25.698	17.486*	249.4	Runs=1 Total laps=23 Full laps=14						
13	1'29.584	19.258	28.114	24.845	17.367	256.5	1	2'47.564	12.052	31.998	26.869	18.665	237.3
14	1'29.550 *	19.297	28.063	24.820*	17.370	257.7	2	1'33.422	20.100	29.349	26.035	17.938	253.5
15	1'29.496	19.188	28.178	24.761	17.369	256.5	3	1'31.876 *	19.591	29.039	25.476*	17.770	256.5
16	1'29.473	19.237	28.218	24.730	17.288	256.5	4	1'31.363 *	19.45*	28.833	25.337	17.734	254.7
17	1'33.016 *	22.09*	28.945	24.711	17.262	221.7	5	1'30.795	19.567	28.552	25.151	17.525	252.9
18	1'32.767	19.214	31.141	25.109	17.303	257.7	6	1'30.303	19.338	28.469	25.036	17.460	255.9
19	1'29.437 *	19.268	28.227	24.592	17.350*	257.1	7	1'30.045 *	19.40*	28.296	24.954	17.391	255.3
20	1'29.379	19.182	28.249	24.606	17.342	258.9	8	1'29.806	19.286	28.363	24.806	17.351	256.5
21	1'29.689	19.188	28.361	24.673	17.467	258.9	9	1'30.268	19.336	28.505	24.963	17.464	256.5
22	1'29.374	19.211	28.158	24.656	17.349	258.3	10	1'29.961	19.318	28.336	24.874	17.433	257.1
23	1'29.396	19.228	28.187	24.683	17.298	257.1	11	1'30.352	19.490	28.478	24.980	17.404	256.5
10th 12 Thomas LUTHI Pertamina Mandalika SWI						12	1'31.229	19.346	28.935	25.332	17.616	256.5	
Runs=1 Total laps=18 Full laps=13						13	1'30.579 *	19.431	28.613	25.047	17.488*	257.1	
1	5'59.576 *	11.470	31.044	25.802	17.736*	244.3	14	1'37.811 P	19.312	28.625	25.331	24.543	257.1
2	1'30.837	19.466	28.589	25.203	17.579	257.1	15	6'44.984	11.660	30.764	27.336	17.951	242.6
3	1'30.846	19.454	28.695	25.135	17.562	256.5	16	1'31.122	19.611	28.958	25.208	17.345	251.7
4	1'31.111	19.800	28.719	25.040	17.552	255.3	17	1'29.776	19.382	28.226	24.852	17.316	254.1
5	1'30.825	19.410	28.503	25.328	17.584	255.3	18	1'29.471	19.284	28.188	24.712	17.287	254.1
6	1'30.594 *	19.500	28.356	24.952	17.786*	255.9	19	1'29.516 *	19.26*	28.242	24.797	17.216	254.7
7	1'30.511	19.314	28.393	25.206	17.598	258.9	20	1'29.493	19.286	28.164	24.727	17.316	255.9
8	1'30.354	19.246	28.374	25.132	17.602	258.9	21	1'29.842	19.314	28.221	24.783	17.524	257.1
9	1'37.519 P	19.393	28.644	24.953	24.529	255.3	22	1'29.858	19.256	28.266	24.947	17.389	257.7
10	10'20.552 *	12.736	31.502*	25.560	17.676	186.5	23	1'29.877 *	19.37*	28.284	24.782	17.438	255.9
11	1'30.001	19.435	28.287	24.788	17.491	253.5	13th 96 Jake DIXON Petronas Sprinta Raci GBR						
12	1'30.122 *	19.332	28.363*	24.948	17.479	254.7	Runs=1 Total laps=17 Full laps=11						
13	1'29.726	19.337	28.073	24.884	17.432	254.1	1	2'29.607	14.598	37.157	27.986	19.231	166.1
14	1'29.691	19.318	28.092	24.951	17.330	254.1	2	1'32.514	19.664	29.142	25.630	18.078	257.7
15	1'29.815	19.384	28.167	24.800	17.464	252.3	3	1'30.800 *	19.354	28.537	25.105*	17.804	257.7
16	1'29.419	19.275	27.939	24.841	17.364	254.7	4	1'30.676	19.393	28.455	25.128	17.700	255.9
17	1'29.671	19.318	28.008	24.882	17.463	253.5	5	1'30.374	19.340	28.408	24.983	17.643	254.7
18	1'29.462	19.270	28.144	24.703	17.345	255.9	6	1'30.291	19.373	28.538	24.861	17.519	255.3
11th 75 Albert ARENAS Aspar Team Moto2 SPA						7	1'30.080	19.328	28.287	24.752	17.713	256.5	
Runs=2 Total laps=19 Full laps=13						8	1'35.894 P	19.372	28.350	25.007	23.165	255.9	
1	2'33.243	12.209	31.378	26.759	19.383	241.6	9	14'58.467	14.083	32.054	25.383	17.961	234.7
2	1'33.358	19.822	29.379	25.569	18.588	258.3	10	1'31.621	19.573	29.050	25.463	17.535	252.3
3	1'32.489 *	19.509	28.903	25.502*	18.575	259.6	11	1'39.716 *	19.366	29.735	33.005*	17.610	256.5
4	1'31.593	19.516	28.877	25.063	18.137	256.5	12	1'31.480	19.309	28.229	26.420	17.522	255.3
5	1'31.062	19.405	28.942	25.054	17.661	257.7	13	1'29.641	19.322	28.238	24.650	17.431	254.7
6	1'30.277	19.270	28.590	24.889	17.528	258.9	14	1'29.541	19.256	28.279	24.574	17.432	255.3
7	1'30.682	19.306	28.662	25.062	17.652	259.6	15	1'29.791	19.291	28.254	24.712	17.534	255.3
8	1'30.413	19.356	28.449	25.035	17.573	257.1	16	1'30.008	19.373	28.295	24.835	17.505	254.1
9	1'30.455 *	19.34*	28.427	24.933	17.750	256.5	17	1'29.742 *	19.281	28.206	24.780	17.475*	253.5
10	1'30.310	19.305	28.516	24.934	17.555	258.3	14th 14 Tony ARBOLINO Liqui Moly Intact GP ITA						
11	1'36.566 P	19.393	28.581	25.175	23.417	255.9	Runs=1 Total laps=20 Full laps=15						
12	9'53.188 *	10.552	31.577	26.853	19.730*	250.5	1	2'32.718 *	11.529	32.150	28.195	21.911*	248.2
13	1'30.405	19.637	28.439	24.906	17.423	252.9	2	1'33.449	19.848	29.609	25.440	18.552	260.2
14	1'29.512	19.203	28.198	24.755	17.356	255.9	3	1'32.592	19.654	29.014	25.447	18.477	262.7
15	1'29.603	19.240	28.236	24.798	17.329	255.3	4	1'31.757 *	19.375	28.689	25.074	18.619*	259.6
16	1'29.438	19.202	28.207	24.746	17.283	254.7	5	1'32.201 *	19.56*	29.645	25.141	17.851	255.3
17	1'29.706	19.271	28.145	24.912	17.378	254.7							

Fastest Lap: Remy GARDNER Red Bull KTM Ajo AUS **1'28.967** 19.128 28.083 24.510 17.246

These data/results cannot be reproduced, stored and/or transmitted in whole or in part by any manner of electronic, mechanical, photocopying, recording, broadcasting or otherwise now known or herein after developed without the previous express consent by the copyright owner, except for reproduction in daily press and regular printed publications on sale to the public within 60 days of the event related to those data/results and always provided that copyright symbol appears together as follows below.
© DORNA, 2021

Free Practice Nr. 2

Moto2

Lap	Lap Time	T1	T2	T3	T4	Speed	Lap	Lap Time	T1	T2	T3	T4	Speed
6	1'30.200	19.215	28.359	25.043	17.583	260.8	17	1'36.491	19.225	28.281	29.698	19.287	257.7
7	1'30.624	19.192	28.899	24.981	17.552	260.8	18	1'29.663	19.256	28.148	24.899	17.360	257.7
8	1'30.104	19.211	28.404	25.034	17.455	260.8	19	1'31.437 *	19.22*	29.367	25.255	17.592	257.7
9	1'30.065	19.124	28.401	24.870	17.670	262.7	20	1'29.692	19.199	28.152	24.920	17.421	258.3
10	1'31.061	19.591	28.622	25.142	17.706	258.9	17th 35 Somkiat CHANTRA IDEMITSU Honda Te THA						
11	1'37.239 P	19.32*	28.669	25.439	23.803	258.9	Runs=1 Total laps=16 Full laps=8						
12	10'16.993	12.955	31.027	25.631	17.824	238.9	1	13'33.188	13.992	31.867	26.201	17.899	235.8
13	1'30.940	19.284	28.853	25.199	17.604	258.9	2	1'30.907	19.669	28.456	25.312	17.470	257.7
14	1'40.851	19.190	32.383	31.828	17.450	258.9	3	1'30.810	19.190	28.361	25.889	17.370	258.3
15	1'30.205	19.249	28.362	25.113	17.481	257.1	4	1'30.079	19.227	28.352	25.110	17.390	260.8
16	1'29.695	19.184	28.184	24.875	17.452	256.5	5	1'30.942 *	19.643	28.563	25.292*	17.444	255.3
17	1'29.579	19.211	28.195	24.836	17.337	257.7	6	1'29.992	19.385	28.145	25.059	17.403	255.3
18	1'50.786	19.254	35.805	35.357	20.370	255.3	7	1'29.752	19.150	28.155	24.994	17.453	257.1
19	1'30.280	19.285	28.282	25.214	17.499	257.7	8	1'37.235 P	19.621	28.444	25.375*	23.795	252.9
20	1'29.970	19.322	28.169	25.055	17.424	257.1	9	6'26.536	13.746	30.865	25.790	17.561	240.5
15th 42 Marcos RAMIREZ American Racing SPA							10	1'30.309 *	19.320	28.262	25.297	17.430*	254.1
Runs=3 Total laps=19 Full laps=12							11	1'29.963 *	19.27*	28.135	25.080	17.475	255.3
1	2'32.013	12.287	33.985	28.588	19.348	219.9	12	1'33.430 *	19.402	28.161	27.977	17.890*	252.9
2	1'37.398	20.086	29.375	25.931	22.006	257.7	13	1'36.264	19.340	33.782	25.642	17.500	255.3
3	1'32.522	19.763	29.539	25.407	17.813	258.3	14	1'29.983	19.284	28.225	25.073	17.401	257.1
4	1'30.684	19.359	28.611	25.016	17.698	259.6	15	1'30.258	19.193	28.251	25.289	17.525	255.9
5	1'32.400	19.340	30.252	25.297	17.511	262.7	16	1'31.036 *	19.237	29.187	25.106	17.506*	260.8
6	1'30.358	19.379	28.445	25.063	17.471	259.6	18th 21 Fabio DI GIANNANT Federal Oil Gresini M ITA						
7	1'36.182 P	19.370	28.392	24.789	23.631	258.9	Runs=1 Total laps=21 Full laps=13						
8	3'45.211	10.704	28.978	25.329	17.694	251.7	1	2'32.227	11.148	32.007	26.820	19.068	248.8
9	1'31.110	19.618	28.902	25.070	17.520	255.9	2	1'33.790	19.989	29.757	25.572	18.472	258.3
10	1'35.860	19.497	28.571	25.077	22.715	255.3	3	1'32.567	19.658	28.824	25.701	18.384	258.3
11	1'30.687	19.465	28.547	25.090	17.585	255.9	4	1'31.417	19.501	28.565	25.216	18.135	255.3
12	1'30.069	19.362	28.319	24.907	17.481	256.5	5	1'30.807	19.579	28.508	24.960	17.760	258.3
13	1'39.291 P	19.408	28.977	25.836	25.070	255.9	6	1'30.642	19.353	28.518	25.100	17.671	257.7
14	5'50.995	10.743	34.831	26.710	18.131	228.8	7	1'30.520	19.397	28.510	25.097	17.516	258.9
15	1'29.824	19.386	28.289	24.773	17.376	257.1	8	1'30.269	19.306	28.443	25.102	17.418	257.1
16	1'29.609	19.301	28.186	24.790	17.332	257.1	9	1'30.969	19.340	29.019	25.001	17.609	257.7
17	1'34.080 *	19.433	31.676*	25.444	17.527	254.7	10	1'30.476	19.342	28.696	24.983	17.455	259.6
18	1'36.936	19.319	30.659	27.496	19.462	257.1	11	1'37.603 P	19.376	28.764	26.035	23.428	255.3
19	1'38.894 P	19.634	28.613	25.513	25.134	255.3	12	9'39.652	13.717	35.806	25.619	17.737	192.8
16th 13 Celestino VIETTI SKY Racing Team VR ITA							13	1'32.880 *	19.530	28.725	27.109*	17.516	253.5
Runs=1 Total laps=20 Full laps=13							14	1'29.995	19.308	28.316	24.954	17.417	257.1
1	5'44.067	13.663	29.576	26.182	18.017	233.7	15	1'30.049	19.279	28.468	24.934	17.368	257.7
2	1'31.535 *	19.470	28.697	25.668	17.700*	258.3	16	1'29.809	19.305	28.224	24.932	17.348	255.9
3	1'30.566	19.335	28.420	25.300	17.511	258.3	17	1'29.724 *	19.239	28.195	24.915	17.375*	256.5
4	1'30.436	19.246	28.414	25.186	17.590	258.9	18	1'30.065	19.328	28.328	25.023	17.386	255.9
5	1'30.729	19.337	28.539	25.277	17.576	258.3	19	1'43.821 *	19.376	28.693	33.755	21.997*	256.5
6	1'30.501 *	19.312	28.413	25.235*	17.541	255.9	20	1'30.766 *	19.420	28.556	25.237*	17.553	255.9
7	1'30.236	19.294	28.344	25.135	17.463	257.1	21	1'30.277 *	19.319	28.339	25.105	17.514*	256.5
8	1'30.357 *	19.288	28.337	25.151	17.581*	258.3	19th 11 Nicolò BULEGA Federal Oil Gresini M ITA						
9	1'30.125	19.238	28.386	25.051	17.450	258.9	Runs=1 Total laps=20 Full laps=9						
10	1'30.426	19.239	28.428	25.215	17.544	258.3	1	2'46.245	11.853	31.294	26.472	18.267	240.5
11	1'30.771	19.417	28.503	25.216	17.635	257.1	2	1'32.400	19.658	29.279	25.649	17.814	254.1
12	1'37.405 P	19.315	28.413	25.135	24.542	257.1	3	1'34.503 *	20.326	30.968	25.270*	17.939	247.7
13	8'09.731	10.644	33.676	25.687	17.816	250.0	4	1'31.585	19.526	28.877	25.321	17.861	254.1
14	1'30.681	19.342	28.888	25.081	17.370	255.9	5	1'30.780 *	19.423	28.677	25.014*	17.666	255.3
15	1'29.700	19.220	28.278	24.873	17.329	257.1	6	1'30.606	19.343	28.541	25.184	17.538	255.3
16	1'36.730	19.177	28.159	31.728	17.666	258.9							

Fastest Lap: Remy GARDNER Red Bull KTM Ajo AUS **1'28.967** 19.128 28.083 24.510 17.246

These data/results cannot be reproduced, stored and/or transmitted in whole or in part by any manner of electronic, mechanical, photocopying, recording, broadcasting or otherwise now known or herein after developed without the previous express consent by the copyright owner, except for reproduction in daily press and regular printed publications on sale to the public within 60 days of the event related to those data/results and always provided that copyright symbol appears together as follows below.
© DORNA, 2021

Free Practice Nr. 2

Moto2

Lap	Lap Time	T1	T2	T3	T4	Speed	Lap	Lap Time	T1	T2	T3	T4	Speed
7	1'33.647	19.426	29.135	26.051	19.035	254.7	18	1'34.248	19.434	32.182	24.991	17.641	254.7
8	1'30.643	19.462	28.674	24.985	17.522	255.9	19	1'40.309	19.357	28.340	25.248	27.364	253.5
9	1'30.176 *	19.305	28.441	24.916*	17.514	255.3	20	1'29.923	19.304	28.360	24.832	17.427	253.5
10	1'38.057 P	19.414	28.895	25.363	24.385	254.1	22nd 70 Barry BALTUS NTS RW Racing GP BEL						
11	9'50.526 *	11.367	33.129	26.698	17.721*	246.0	Runs=1			Total laps=21		Full laps=10	
12	1'39.924	20.891	35.732	25.448	17.853	182.7	1	2'28.849	18.073	39.095	27.630	20.624	156.5
13	1'31.058 *	19.468	28.870	25.154*	17.566	255.9	2	1'33.635	20.061	29.416	25.799	18.359	249.4
14	1'41.779 *	19.50*	28.773	34.774	18.730	254.7	3	1'31.766 *	19.528	28.840	25.385*	18.013	252.9
15	1'30.442	19.448	28.578	24.864	17.552	252.3	4	1'31.641 *	19.65*	28.770	25.221	17.993	251.7
16	1'30.297 *	19.426	28.555	24.938*	17.378	252.3	5	1'31.835	19.600	28.929	25.247	18.059	251.7
17	1'30.075 *	19.391	28.410	24.850*	17.424	252.3	6	1'33.400	21.333	29.019	25.169	17.879	247.1
18	1'29.880	19.371	28.328	24.792	17.389	252.3	7	1'32.214	19.670	29.613	25.152	17.779	251.1
19	1'30.001	19.416	28.346	24.841	17.398	251.7	8	1'30.897	19.493	28.680	25.023	17.701	255.3
20	1'30.096 *	19.392	28.396	24.873*	17.435	252.9	9	1'31.211 *	19.570	28.644	25.070*	17.927	252.3
20th 9 Jorge NAVARRO Lighttech Speed Up SPA							10	1'31.060 *	19.532	28.586	25.117	17.825*	252.9
Runs=2			Total laps=19		Full laps=8		11	1'30.957 *	19.442	28.718	25.128*	17.669	254.7
1	2'05.738	12.135	31.109	26.515	18.421	238.4	12	1'31.744 *	19.644	29.304	25.172*	17.624	250.0
2	1'31.648	19.732	28.877	25.272	17.767	253.5	13	1'36.641 P	19.565	28.724	25.086	23.266	252.9
3	1'30.835 *	19.460	28.601	25.134*	17.640	255.9	14	9'07.029	14.667	31.290	26.002	17.934	200.0
4	1'30.196 *	19.348	28.327	25.034*	17.487	255.3	15	1'30.473 *	19.568	28.599*	24.910	17.396	250.0
5	1'30.488 *	19.366	28.227	25.059*	17.836	254.7	16	1'30.026	19.420	28.285	24.980	17.341	252.3
6	1'29.935	19.336	28.239	24.902	17.458	255.3	17	1'34.896	19.340	31.720	26.205	17.631	251.7
7	1'39.439 P	19.384	30.167	25.702	24.186	255.3	18	1'30.473	19.475	28.552	24.960	17.486	250.5
8	8'06.086	13.872	30.792	25.315	17.669	219.9	19	1'30.543	19.537	28.447	25.016	17.543	251.7
9	1'30.301	19.399	28.408	24.988	17.506	256.5	20	1'30.375	19.395	28.449	25.039	17.492	251.7
10	1'30.159 *	19.40*	28.238	25.035	17.484	254.7	21	1'31.170 *	19.678	28.702	25.319*	17.471	246.5
11	1'30.272	19.458	28.244	25.032	17.538	254.7	23rd 62 Stefano MANZI Flexbox HP40 ITA						
12	1'37.560 P	19.360	28.969	25.624	23.607	256.5	Runs=1			Total laps=21		Full laps=12	
13	6'09.599 *	15.075	32.236*	25.190	17.613	147.5	1	2'32.936	13.827	32.431	27.632	18.450	186.5
14	1'43.346 *	19.450	28.362	25.478	30.056*	251.7	2	1'36.784	19.770	33.320	25.858	17.836	260.8
15	1'34.662 *	19.433	32.779	24.896*	17.554	252.9	3	1'31.880	19.517	28.843	25.565	17.955	260.2
16	1'29.890	19.494	28.236	24.826	17.334	254.1	4	1'30.913	19.405	28.685	25.157	17.666	257.1
17	1'30.068	19.329	28.374	24.819	17.546	255.3	5	1'31.035	19.334	28.857	25.212	17.632	259.6
18	1'33.143	19.355	30.670	25.556	17.562	256.5	6	1'30.476	19.289	28.598	25.079	17.510	258.9
19	1'30.404	19.509	28.318	24.986	17.591	254.7	7	1'30.522	19.291	28.535	25.136	17.560	258.9
21st 97 Xavi VIERGE Petronas Sprinta Raci SPA							8	1'37.372 *	22.02 *	32.463	25.276	17.612	174.4
Runs=1			Total laps=20		Full laps=16		9	1'30.664 *	19.402	28.686	25.071*	17.505	258.3
1	2'31.717	12.831	33.617	29.034	19.219	235.8	10	1'30.547	19.366	28.611	25.062	17.508	257.1
2	1'34.229	20.007	29.415	25.958	18.849	256.5	11	1'46.760 P	22.832	32.531	26.189	25.208	197.4
3	1'38.534 *	20.015	31.786	26.486	20.247	256.5	12	8'28.179	12.829	29.764	25.363	17.624	241.0
4	1'31.256	19.496	28.800	25.246	17.714	257.1	13	1'32.623 *	19.358	30.216*	25.509	17.540	258.3
5	1'31.166	19.308	28.652	25.054	18.152	259.6	14	1'30.095	19.249	28.595	24.849	17.402	257.1
6	1'30.437	19.370	28.440	25.047	17.580	257.1	15	1'36.505	19.175	30.939	28.927	17.464	260.2
7	1'30.998	19.297	28.519	25.316	17.866	257.1	16	1'30.267	19.312	28.596	24.910	17.449	255.3
8	1'30.115	19.319	28.306	24.936	17.554	255.3	17	1'30.802	19.350	28.512	25.184	17.756	255.3
9	1'30.351	19.306	28.492	24.964	17.589	256.5	18	1'37.609 *	24.463	30.034	25.462*	17.650	216.8
10	1'30.279	19.343	28.473	24.959	17.504	256.5	19	1'30.303 *	19.348	28.511	24.875*	17.569	257.1
11	1'30.189	19.348	28.413	24.909	17.519	257.1	20	1'33.213 *	21.681	28.968	25.026*	17.538*	247.7
12	1'46.116 P	19.524	31.379	30.784	24.429	253.5	21	1'30.428	19.383	28.575	24.973	17.497	256.5
13	10'07.106	16.624	33.866	25.476	17.705	198.8	24th 40 Hector GARZO Flexbox HP40 SPA						
14	1'37.127	19.488	29.787	30.311	17.541	252.3	Runs=3			Total laps=14		Full laps=6	
15	1'30.279	19.294	28.517	25.020	17.448	254.1	1	2'35.223	11.327	31.548	27.257	18.858	244.8
16	1'30.175	19.378	28.415	24.896	17.486	252.9	2	1'32.119	19.564	28.862	25.656	18.037	260.2
17	1'38.262	19.529	33.654	27.009	18.070	252.3							

Fastest Lap: Remy GARDNER Red Bull KTM Ajo AUS **1'28.967** 19.128 28.083 24.510 17.246

These data/results cannot be reproduced, stored and/or transmitted in whole or in part by any manner of electronic, mechanical, photocopying, recording, broadcasting or otherwise now known or herein after developed without the previous express consent by the copyright owner, except for reproduction in daily press and regular printed publications on sale to the public within 60 days of the event related to those data/results and always provided that copyright symbol appears together as follows below.
© DORNA, 2021

Official MotoGP Timing by TISSOT
www.motogp.com

Spielberg, Friday, August 13, 2021

Page 5 of 7



Free Practice Nr. 2

Moto2

Lap	Lap Time	T1	T2	T3	T4	Speed	Lap	Lap Time	T1	T2	T3	T4	Speed
3	1'31.875 *	19.338	28.968	25.212*	18.357	261.5	5	1'31.536 *	19.557	28.611	25.272	18.096*	253.5
4	1'32.599	19.579	29.833	25.025	18.162	264.0	6	1'32.459 *	20.27*	29.061	25.285	17.835	248.8
5	1'31.110	19.404	28.911	24.963	17.832	259.6	7	1'33.120	19.440	30.572	25.384	17.724	255.3
6	1'38.296 *	19.391	28.570	31.088*	19.247	259.6	8	1'31.015	19.426	28.598	25.199	17.792	254.1
7	1'31.325	19.466	28.812	25.211	17.836	258.3	9	1'30.842	19.571	28.528	25.102	17.641	254.1
8	1'41.438 P	19.707	29.033	26.987	25.711	256.5	10	1'32.777 *	19.41*	29.315	26.343	17.702	254.1
9	12'56.195	11.485	29.403	26.567	17.900	250.5	11	1'30.906 *	19.434	28.560	25.234	17.678*	253.5
10	2'19.253 P	19.277	1'09.496	26.385	24.095	257.7	12	1'30.736	19.452	28.532	25.186	17.566	253.5
11	7'07.308	11.313	32.663	27.594	19.124	245.4	13	1'30.515	19.400	28.438	25.061	17.616	254.1
12	1'30.142	19.324	28.385	24.899	17.534	258.3	14	1'38.883 P	19.570	28.518	25.849	24.946	251.7
13	1'30.286	19.364	28.396	24.889	17.637	257.7	15	6'41.809 *	11.165	30.452*	25.984	17.824	243.7
14	1'56.006 P	34.627	31.870	25.693	23.816	75.4	16	1'32.040	19.749	28.906	25.418	17.967	250.5

25th **55** Hafizh SYAHRIN NTS RW Racing GP MAL

Runs=1 Total laps=16 Full laps=11

1	3'59.510 *	11.944	33.263	27.115	18.869*	237.8
2	1'32.992 *	19.813	29.257	25.868*	18.054	251.7
3	1'31.232	19.479	28.570	25.314	17.869	254.7
4	1'31.032	19.384	28.909	25.027	17.712	256.5
5	1'30.517	19.328	28.483	25.067	17.639	255.3
6	1'34.765 *	19.74*	30.210	26.766	18.044	246.0
7	1'30.766	19.474	28.423	25.146	17.723	254.7
8	1'41.112 P	19.432	28.704	25.718	27.258	255.9
9	15'05.749	11.846	31.116	26.429	18.147	237.8
10	1'31.099	19.479	28.710	25.295	17.615	252.9
11	1'30.937	19.489	28.645	25.200	17.603	252.9
12	1'33.900	19.460	29.827	26.998	17.615	251.7
13	1'30.391	19.403	28.427	24.959	17.602	252.9
14	1'37.672	19.406	29.904	27.997	20.365	252.9
15	1'30.287	19.407	28.372	24.980	17.528	254.7
16	1'30.164	19.277	28.442	24.925	17.520	255.9

26th **5** Yari MONTELLA Lightech Speed Up ITA

Runs=1 Total laps=15 Full laps=9

1	2'27.778	11.934	32.716	28.439	23.025	234.7
2	4'31.544 P	19.967	29.428	3'12.120	30.029	252.3
3	15'30.021	13.048	30.343	25.795	17.844	236.8
4	1'30.795	19.560	28.603	25.166	17.466	254.1
5	1'57.212 *	19.292			20.773*	255.3
6	1'30.985	19.483	28.639	25.194	17.669	254.1
7	1'36.136	19.417	28.936	27.179	20.604	255.3
8	1'30.399	19.315	28.581	25.012	17.491	255.3
9	1'31.007	19.400	28.768	25.295	17.544	254.1
10	1'30.926 *	19.84*	28.502	25.113	17.463	253.5
11	1'37.086 *	19.403	29.129*	30.568	17.986	253.5
12	1'31.641	19.509	29.339	25.214	17.579	257.1
13	1'31.098	19.477	28.802	25.031	17.788	254.7
14	1'38.772	19.390	29.628	30.763	18.991	255.3
15	1'34.247	19.896	30.242	26.156	17.953	249.4

27th **24** Simone CORSI MV Agusta Forward R ITA

Runs=1 Total laps=23 Full laps=15

1	2'06.067	11.799	31.410	26.348	18.537	236.3
2	1'32.565	19.755	29.034	25.593	18.183	254.1
3	1'33.049 *	19.540	29.914	25.649*	17.946	255.3
4	1'31.246	19.490	28.714	25.325	17.717	254.1

28th **64** Bo BENDSNEYDER Pertamina Mandalika NED

Runs=2 Total laps=13 Full laps=8

1	5'59.166	11.490	30.615	26.237	17.864	243.2
2	1'31.940 *	19.649	28.956	25.248	18.087*	254.1
3	1'30.937	19.504	28.645	25.078	17.710	256.5
4	1'31.060	19.380	28.884	25.193	17.603	258.3
5	1'31.861	19.437	29.164	25.399	17.861	257.1
6	1'30.780	19.478	28.566	25.068	17.668	255.3
7	1'41.622 P	19.394	29.644	27.441	25.143	256.5
8	10'36.344 P	11.601	32.317	26.119	23.393	243.7
9	9'11.305	11.863	30.218	25.499	17.957	220.8
10	1'35.517	23.010	29.198	25.319	17.990	213.4
11	1'30.664	19.482	28.563	25.046	17.573	254.7
12	1'30.466	19.498	28.440	24.953	17.575	254.1
13	1'39.134	19.447	28.491	31.473	19.723	254.7

29th **6** Cameron BEAUBIE American Racing USA

Runs=1 Total laps=20 Full laps=15

1	7'27.568	12.903	32.392	28.414	18.727	238.9
2	1'33.500	19.998	29.584	26.025	17.893	255.9
3	1'33.159	20.058	29.102	26.323	17.676	250.0
4	1'31.709 *	19.645	28.734	25.356	17.974*	255.9
5	1'31.071	19.363	28.619	25.317	17.772	257.1
6	1'34.119	19.414	28.473	26.658	19.574	256.5
7	1'31.586	19.495	28.679	25.619	17.793	255.3
8	1'31.487	19.587	28.630	25.503	17.767	255.3
9	1'31.231	19.457	28.533	25.438	17.803	255.9
10	1'30.984	19.450	28.454	25.376	17.704	255.9
11	1'30.975	19.393	28.633	25.293	17.656	255.9
12	1'30.664	19.370	28.451	25.185	17.658	256.5
13	1'39.403 P	19.392	28.488	25.455	26.068	256.5
14	5'45.102 *	12.871	31.119*	26.393	18.020	240.5
15	1'30.690	19.437	28.601	25.062	17.590	256.5
16	1'36.882	19.405	28.468	28.165	20.844	254.7
17	1'31.170	19.464	28.542	25.416	17.748	254.7
18	1'40.247	19.471	30.669	27.260	22.847	254.7

Fastest Lap: Remy GARDNER Red Bull KTM Ajo AUS **1'28.967** 19.128 28.083 24.510 17.246

These data/results cannot be reproduced, stored and/or transmitted in whole or in part by any manner of electronic, mechanical, photocopying, recording, broadcasting or otherwise now known or herein after developed without the previous express consent by the copyright owner, except for reproduction in daily press and regular printed publications on sale to the public within 60 days of the event related to those data/results and always provided that copyright symbol appears together as follows below.
© DORNA, 2021

Free Practice Nr. 2

Moto2

Lap	Lap Time	T1	T2	T3	T4	Speed	Lap	Lap Time	T1	T2	T3	T4	Speed
19	1'30.786 *	19.43*	28.417	25.119	17.817	256.5							
20	1'30.593	19.304	28.433	25.189	17.667	256.5							

30th 7 Lorenzo BALDA MV Agusta Forward R ITA
Runs=2 Total laps=21 Full laps=12

1	1'46.469	12.180	31.650	27.226	18.904	229.7							
2	1'34.485	20.057	29.774	26.298	18.356	248.2							
3	1'33.219 *	19.823	29.215	25.856*	18.325*	248.8							
4	1'32.137	19.670	29.128	25.418	17.921	250.5							
5	1'31.850	19.628	29.154	25.193	17.875	250.5							
6	1'31.173	19.677	28.825	25.043	17.628	254.7							
7	1'30.988	19.513	28.673	25.135	17.667	251.1							
8	1'30.960	19.521	28.768	25.021	17.650	251.1							
9	1'30.772 *	19.508	28.656	24.945	17.663*	252.3							
10	1'39.193 P	19.61*	28.759	25.677	25.146	252.3							
11	5'41.218	11.492	29.483	25.552	17.920	241.6							
12	1'31.356	19.695	28.660	25.259	17.742	251.1							
13	1'31.073	19.565	28.709	25.167	17.632	251.1							
14	1'30.803	19.500	28.482	25.199	17.622	251.7							
15	1'30.992	19.591	28.707	25.130	17.564	249.4							
16	1'37.784 P	19.603	28.551	24.981	24.649	252.9							
17	5'53.002	11.841	30.440	26.656	17.751	229.2							
18	1'30.871	19.537	28.738	25.041	17.555	248.8							
19	1'30.655	19.489	28.451	24.916	17.799	250.0							
20	1'30.182 *	19.467	28.407	24.844	17.464*	252.9							
21	1'30.727 *	19.455	28.494	25.093*	17.685	250.5							

31st 29 Taiga HADA Pertamina Mandalika JPN
Runs=2 Total laps=17 Full laps=7

1	2'30.509	11.179	32.613	27.682	19.484	247.7							
2	1'34.908	20.185	29.656	26.236	18.831	254.7							
3	1'33.713 *	19.786	29.118	25.905*	18.904	255.3							
4	1'32.824 *	19.641	29.158	25.533	18.492*	257.1							
5	1'31.997	19.604	28.993	25.322	18.078	258.3							
6	1'31.880	19.567	29.006	25.332	17.975	261.5							
7	1'33.065	19.565	29.579	25.402	18.519	258.9							
8	1'33.681	19.580	29.413	26.332	18.356	257.1							
9	1'41.377 P	19.679	29.098	26.419	26.181	258.9							
10	8'49.942	11.714	30.927	26.299	18.427	240.0							
11	1'32.507	19.919	28.874	25.697	18.017	251.7							
12	1'31.902 *	19.687	28.619	25.570	18.026*	252.3							
13	1'34.743 *	20.238	31.035*	25.570	17.900	225.4							
14	1'31.602 *	19.705	28.690	25.398	17.809*	254.1							
15	1'31.590 *	19.576	28.727*	25.429	17.858	253.5							
16	1'31.784	19.601	28.792	25.521	17.870	251.7							
17	2'00.137 P	19.609	29.217	45.106	26.205	251.7							

Fastest Lap: Remy GARDNER Red Bull KTM Ajo AUS 1'28.967 19.128 28.083 24.510 17.246

These data/results cannot be reproduced, stored and/or transmitted in whole or in part by any manner of electronic, mechanical, photocopying, recording, broadcasting or otherwise now known or herein after developed without the previous express consent by the copyright owner, except for reproduction in daily press and regular printed publications on sale to the public within 60 days of the event related to those data/results and always provided that copyright symbol appears together as follows below.
© DORNA, 2021

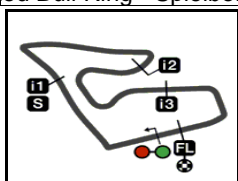
Official MotoGP Timing by TISSOT
www.motogp.com

Spielberg, Friday, August 13, 2021

Page 7 of 7

moto2





4318 m.

BITCI MOTORRAD GRAND PRIX VON ÖSTERREICH

Free Practice Nr. 2

Best Partial Times

Moto2™

IT Ideal Lap Time, sum of the best partial times

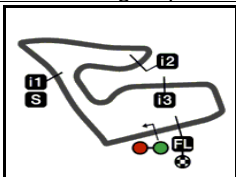
BT Best Lap Time

T1		T2		T3		T4						
Pos	Rider	Time	Rider	Time	Rider	Time	Rider	Time	Pos	Rider	IT	BT
1	R.FERNANDEZ	19.099	T.LUTHI	27.939	R.GARDNER	24.510	R.GARDNER	17.147	1	R.GARDNER	1'28.861	1'28.967 (1)
2	A.ARENAS	19.104	S.LOWES	27.950	J.DIXON	24.574	J.ROBERTS	17.216	2	R.FERNANDEZ	1'29.020	1'29.154 (3)
3	R.GARDNER	19.121	A.FERNANDEZ	27.967	M.SCHROTTER	24.592	A.CANET	17.240	3	A.OGURA	1'29.029	1'29.099 (2)
4	T.ARBOLINO	19.124	A.OGURA	27.987	R.FERNANDEZ	24.598	M.SCHROTTER	17.262	4	S.LOWES	1'29.041	1'29.161 (4)
5	A.OGURA	19.135	L.DALLA PORTA	27.998	S.LOWES	24.626	R.FERNANDEZ	17.264	5	A.FERNANDEZ	1'29.071	1'29.209 (5)
6	L.DALLA PORTA	19.148	R.FERNANDEZ	28.059	A.OGURA	24.628	S.LOWES	17.268	6	M.SCHROTTE	1'29.099	1'29.374 (9)
7	S.CHANTRA	19.150	M.SCHROTTER	28.063	A.FERNANDEZ	24.672	M.BEZZECCHI	17.274	7	T.LUTHI	1'29.218	1'29.419 (10)
8	A.FERNANDEZ	19.156	R.GARDNER	28.083	T.LUTHI	24.703	A.FERNANDEZ	17.276	8	L.DALLA POR	1'29.272	1'29.311 (6)
9	M.BEZZECCHI	19.159	M.BEZZECCHI	28.112	A.CANET	24.708	A.OGURA	17.279	9	A.CANET	1'29.273	1'29.336 (8)
10	S.MANZI	19.175	S.CHANTRA	28.135	J.ROBERTS	24.712	A.ARENAS	17.283	10	A.ARENAS	1'29.278	1'29.438 (11)
11	C.VIETTI	19.177	A.CANET	28.135	A.ARENAS	24.746	L.DALLA PORTA	17.309	11	M.BEZZECCHI	1'29.293	1'29.319 (7)
12	M.SCHROTTER	19.182	A.ARENAS	28.145	M.BEZZECCHI	24.748	C.VIETTI	17.329	12	J.ROBERTS	1'29.348	1'29.471 (12)
13	A.CANET	19.190	C.VIETTI	28.148	M.RAMIREZ	24.773	T.LUTHI	17.330	13	T.ARBOLINO	1'29.466	1'29.579 (14)
14	S.LOWES	19.197	J.ROBERTS	28.164	N.BULEGA	24.792	M.RAMIREZ	17.332	14	J.DIXON	1'29.467	1'29.541 (13)
15	F.DI GIANNANTO	19.239	T.ARBOLINO	28.169	L.DALLA PORTA	24.817	J.NAVARRO	17.334	15	C.VIETTI	1'29.527	1'29.663 (16)
16	T.LUTHI	19.246	M.RAMIREZ	28.186	J.NAVARRO	24.819	T.ARBOLINO	17.337	16	M.RAMIREZ	1'29.592	1'29.609 (15)
17	S.CORSI	19.253	F.DI GIANNANTO	28.195	X.VIERGE	24.832	B.BALTUS	17.341	17	S.CHANTRA	1'29.649	1'29.752 (17)
18	J.ROBERTS	19.256	J.DIXON	28.206	T.ARBOLINO	24.836	F.DI GIANNANTO	17.348	18	F.DI GIANNAN	1'29.697	1'29.809 (18)
19	J.DIXON	19.256	J.NAVARRO	28.227	L.BALDASSARRI	24.844	S.CHANTRA	17.370	19	J.NAVARRO	1'29.709	1'29.890 (20)
20	H.GARZO	19.277	B.BALTUS	28.285	S.MANZI	24.849	N.BULEGA	17.378	20	N.BULEGA	1'29.803	1'29.880 (19)
21	H.SYHRIN	19.277	X.VIERGE	28.306	C.VIETTI	24.873	S.MANZI	17.402	21	X.VIERGE	1'29.859	1'29.923 (21)
22	Y.MONTELLA	19.292	N.BULEGA	28.328	H.GARZO	24.889	X.VIERGE	17.427	22	B.BALTUS	1'29.876	1'30.026 (22)
23	X.VIERGE	19.294	H.SYHRIN	28.372	B.BALTUS	24.910	J.DIXON	17.431	23	S.MANZI	1'29.937	1'30.095 (23)
24	M.RAMIREZ	19.301	H.GARZO	28.385	F.DI GIANNANTO	24.915	Y.MONTELLA	17.463	24	H.GARZO	1'30.085	1'30.142 (24)

These data/results cannot be reproduced, stored and/or transmitted in whole or in part by any manner of electronic, mechanical, photocopying, recording, broadcasting or otherwise now known or herein after developed without the previous express consent by the copyright owner, except for reproduction in daily press and regular printed publications on sale to the public within 60 days of the event related to those data/results and always provided that copyright symbol appears together as follows below.
© DORNA, 2021

Official MotoGP Timing by TISSOT
www.motogp.com





4318 m.

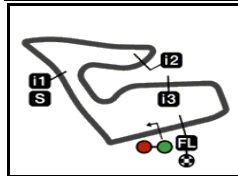
BITCI MOTORRAD GRAND PRIX VON ÖSTERREICH**Free Practice Nr. 2****Best Partial Times****Moto2™***IT* Ideal Lap Time, sum of the best partial times*BT* Best Lap Time

T1			T2			T3			T4				
<i>Pos</i>	<i>Rider</i>	<i>Time</i>	<i>Rider</i>	<i>Time</i>	<i>Rider</i>	<i>Time</i>	<i>Rider</i>	<i>Time</i>	<i>Pos</i>	<i>Rider</i>	<i>IT</i>	<i>BT</i>	
25	C.BEAUBIER	19.304	L.BALDASSARRI	28.407	H.SYHRIN	24.925	H.SYHRIN	17.520	25	H.SYHRIN	1'30.094	1'30.164 (25)	
26	N.BULEGA	19.305	C.BEAUBIER	28.417	S.CORSI	24.929	H.GARZO	17.534	26	S.CORSI	1'30.166	1'30.401 (27)	
27	J.NAVARRO	19.329	S.CORSI	28.418	B.BENDSNEYDE	24.953	L.BALDASSARRI	17.555	27	L.BALDASSARRI	1'30.261	1'30.655 (30)	
28	B.BALTUS	19.340	B.BENDSNEYDE	28.440	S.CHANTRA	24.994	S.CORSI	17.566	28	Y.MONTELLA	1'30.269	1'30.399 (26)	
29	B.BENDSNEYDE	19.380	Y.MONTELLA	28.502	Y.MONTELLA	25.012	B.BENDSNEYDE	17.573	29	B.BENDSNEYDE	1'30.346	1'30.466 (28)	
30	L.BALDASSARRI	19.455	S.MANZI	28.511	C.BEAUBIER	25.062	C.BEAUBIER	17.590	30	C.BEAUBIER	1'30.373	1'30.593 (29)	
31	T.HADA	19.565	T.HADA	28.619	T.HADA	25.322	T.HADA	17.858	31	T.HADA	1'31.364	1'31.784 (31)	

These data/results cannot be reproduced, stored and/or transmitted in whole or in part by any manner of electronic, mechanical, photocopying, recording, broadcasting or otherwise now known or herein after developed without the previous express consent by the copyright owner, except for reproduction in daily press and regular printed publications on sale to the public within 60 days of the event related to those data/results and always provided that copyright symbol appears together as follows below.
© DORNA, 2021

Official MotoGP Timing by TISSOT
www.motogp.com






4318 m.

BITCI MOTORRAD GRAND PRIX VON ÖSTERREICH

Free Practice Nr. 2

Fastest Laps Sequence

<i>Practice Time</i>	 <i>Rider</i>	<i>Nation</i>	<i>Motorcycle</i>	<i>Time</i>	<i>Km/h</i>	<i>Rider's Lap</i>
3'20.954	7 Lorenzo BALDASSARRI	ITA	MV AGUSTA	1'34.485	164.5	2
3'23.880	87 Remy GARDNER	AUS	KALEX	1'32.396	168.2	2
3'37.386	9 Jorge NAVARRO	SPA	BOSCOSCURO	1'31.648	169.6	2
4'08.625	25 Raul FERNANDEZ	SPA	KALEX	1'31.464	169.9	2
6'26.595	87 Remy GARDNER	AUS	KALEX	1'31.027	170.7	4
6'31.389	23 Marcel SCHROTTER	GER	KALEX	1'30.461	171.8	4
8'33.971	96 Jake DIXON	GBR	KALEX	1'30.374	172.0	5
8'34.214	37 Augusto FERNANDEZ	SPA	KALEX	1'30.268	172.2	5
8'39.901	25 Raul FERNANDEZ	SPA	KALEX	1'29.776	173.1	5
11'33.615	37 Augusto FERNANDEZ	SPA	KALEX	1'29.600	173.4	7
11'39.455	25 Raul FERNANDEZ	SPA	KALEX	1'29.404	173.8	7
13'02.997	37 Augusto FERNANDEZ	SPA	KALEX	1'29.382	173.9	8
14'32.272	37 Augusto FERNANDEZ	SPA	KALEX	1'29.275	174.1	9
17'30.805	37 Augusto FERNANDEZ	SPA	KALEX	1'29.210	174.2	11
28'55.975	25 Raul FERNANDEZ	SPA	KALEX	1'29.173	174.3	15
29'18.811	22 Sam LOWES	GBR	KALEX	1'29.161	174.3	15
32'06.226	25 Raul FERNANDEZ	SPA	KALEX	1'29.154	174.3	17
33'09.604	87 Remy GARDNER	AUS	KALEX	1'29.125	174.4	16
33'31.889	79 Ai OGURA	JPN	KALEX	1'29.099	174.4	17
34'38.694	87 Remy GARDNER	AUS	KALEX	1'29.090	174.4	17
36'07.661	87 Remy GARDNER	AUS	KALEX	1'28.967	174.7	18

These data/results cannot be reproduced, stored and/or transmitted in whole or in part by any manner of electronic, mechanical, photocopying, recording, broadcasting or otherwise now known or herein after developed without the previous express consent by the copyright owner, except for reproduction in daily press and regular printed publications on sale to the public within 60 days of the event related to those data/results and always provided that copyright symbol appears together as follows below.

© DORNA, 2021

Official MotoGP Timing by TISSOT
www.motogp.com

Spielberg, Friday, August 13, 2021

