




4318 m.

## BITCI MOTORRAD GRAND PRIX VON ÖSTERREICH

## Free Practice Nr. 3

## Classification

10

		Rider	Nation	Team	Motorcycle	Time	Lap Total	Gap	Top Speed
1	87	Remy GARDNER	AUS	Red Bull KTM Ajo	KALEX	<b>1'28.153</b>	18 20		<b>261.5</b>
2	25	Raul FERNANDEZ	SPA	Red Bull KTM Ajo	KALEX	<b>1'28.466</b>	17 20	0.313 0.313	<b>263.4</b>
3	37	Augusto FERNANDEZ	SPA	Elf Marc VDS Racing Team	KALEX	<b>1'28.515</b>	23 23	0.362 0.049	<b>260.2</b>
4	79	Ai OGURA	JPN	IDEMITSU Honda Team Asia	KALEX	<b>1'28.598</b>	18 19	0.445 0.083	<b>259.6</b>
5	72	Marco BEZZECCHI	ITA	SKY Racing Team VR46	KALEX	<b>1'28.611</b>	7 22	0.458 0.013	<b>260.8</b>
6	22	Sam LOWES	GBR	Elf Marc VDS Racing Team	KALEX	<b>1'28.633</b>	17 21	0.480 0.022	<b>260.2</b>
7	44	Aron CANET	SPA	Aspar Team Moto2	BOSCOSCURO	<b>1'28.675</b>	13 18	0.522 0.042	<b>262.1</b>
8	23	Marcel SCHROTTER	GER	Liqui Moly Intact GP	KALEX	<b>1'28.706</b>	5 19	0.553 0.031	<b>260.2</b>
9	9	Jorge NAVARRO	SPA	Lightech Speed Up	BOSCOSCURO	<b>1'28.729</b>	17 21	0.576 0.023	<b>261.5</b>
10	19	Lorenzo DALLA PORTA	ITA	Italtrans Racing Team	KALEX	<b>1'28.740</b>	15 22	0.587 0.011	<b>259.6</b>
11	13	Celestino VIETTI	ITA	SKY Racing Team VR46	KALEX	<b>1'28.766</b>	19 23	0.613 0.026	<b>260.8</b>
12	12	Thomas LUTHI	SWI	Pertamina Mandalika SAG Team	KALEX	<b>1'28.780</b>	16 20	0.627 0.014	<b>258.9</b>
13	35	Somkiat CHANTRA	THA	IDEMITSU Honda Team Asia	KALEX	<b>1'28.783</b>	3 22	0.630 0.003	<b>261.5</b>
14	42	Marcos RAMIREZ	SPA	American Racing	KALEX	<b>1'28.875</b>	4 18	0.722 0.092	<b>262.1</b>
15	75	Albert ARENAS	SPA	Aspar Team Moto2	BOSCOSCURO	<b>1'28.882</b>	15 20	0.729 0.007	<b>260.8</b>
16	97	Xavi VIERGE	SPA	Petronas Sprinta Racing	KALEX	<b>1'28.927</b>	18 21	0.774 0.045	<b>257.1</b>
17	62	Stefano MANZI	ITA	Flexbox HP40	KALEX	<b>1'29.021</b>	16 21	0.868 0.094	<b>261.5</b>
18	96	Jake DIXON	GBR	Petronas Sprinta Racing	KALEX	<b>1'29.043</b>	16 19	0.890 0.022	<b>258.9</b>
19	64	Bo BENDSNEYDER	NED	Pertamina Mandalika SAG Team	KALEX	<b>1'29.052</b>	20 20	0.899 0.009	<b>259.6</b>
20	21	Fabio DI GIANNANTONIO	ITA	Federal Oil Gresini Moto2	KALEX	<b>1'29.091</b>	19 21	0.938 0.039	<b>260.8</b>
21	11	Nicolò BULEGA	ITA	Federal Oil Gresini Moto2	KALEX	<b>1'29.096</b>	15 16	0.943 0.005	<b>260.2</b>
22	40	Hector GARZO	SPA	Flexbox HP40	KALEX	<b>1'29.140</b>	18 19	0.987 0.044	<b>260.8</b>
23	16	Joe ROBERTS	USA	Italtrans Racing Team	KALEX	<b>1'29.193</b>	19 21	1.040 0.053	<b>260.2</b>
24	14	Tony ARBOLINO	ITA	Liqui Moly Intact GP	KALEX	<b>1'29.223</b>	4 18	1.070 0.030	<b>261.5</b>
25	55	Hafizh SYAHRIN	MAL	NTS RW Racing GP	NTS	<b>1'29.447</b>	14 17	1.294 0.224	<b>257.7</b>
26	24	Simone CORSI	ITA	MV Agusta Forward Racing	MV AGUSTA	<b>1'29.491</b>	18 20	1.338 0.044	<b>258.9</b>
27	6	Cameron BEAUBIER	USA	American Racing	KALEX	<b>1'29.524</b>	20 21	1.371 0.033	<b>260.8</b>
28	70	Barry BALTUS	BEL	NTS RW Racing GP	NTS	<b>1'29.572</b>	14 20	1.419 0.048	<b>256.5</b>
29	5	Yari MONTELLA	ITA	Lightech Speed Up	BOSCOSCURO	<b>1'29.671</b>	15 17	1.518 0.099	<b>257.1</b>
30	7	Lorenzo BALDASSARRI	ITA	MV Agusta Forward Racing	MV AGUSTA	<b>1'29.695</b>	20 23	1.542 0.024	<b>255.9</b>
31	29	Taiga HADA	JPN	Pertamina Mandalika SAG Teluru	KALEX	<b>1'30.294</b>	15 20	2.141 0.599	<b>260.2</b>

Practice condition: **Dry**Air: **25°**Humidity: **60%**Ground: **27°**

<b>Fastest Lap:</b>	Lap: 18	<b>Remy GARDNER</b>	<b>1'28.153</b>	176.3 Km/h
<b>Best Race Lap:</b>	2020	<b>Marco BEZZECCHI</b>	<b>1'28.687</b>	175.2 Km/h
<b>All Time Lap Record:</b>	2021	<b>Remy GARDNER</b>	<b>1'28.153</b>	176.3 Km/h

The results are provisional until the end of the limit for protest and appeals.

Time limit for protest expires 30' after publication of the results - ..... Time: .....

These data/results cannot be reproduced, stored and/or transmitted in whole or in part by any manner of electronic, mechanical, photocopying, recording, broadcasting or otherwise now known or herein after developed without the previous express consent by the copyright owner, except for reproduction in daily press and regular printed publications on sale to the public within 60 days of the event related to those data/results and always provided that copyright symbol appears together as follows below.

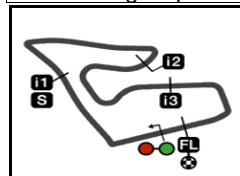
© DORNA, 2021

Official MotoGP Timing by TISSOT  
www.motogp.com

Spielberg, Saturday, August 14, 2021

moto2™






4318 m.

## BITCI MOTORRAD GRAND PRIX VON ÖSTERREICH

## Free Practice Nr. 3

## Combined Free Practice Times

11

	Rider	Nation	Team	MOTORCYCLE	FP1	FP2	FP3	Gap
1	87 R.GARDNER	AUS	Red Bull KTM Ajo	KALEX	1'29.281	4 1'28.967	18 <b>1'28.153</b>	18
2	25 R.FERNANDEZ	SPA	Red Bull KTM Ajo	KALEX	1'29.215	6 1'29.154	17 <b>1'28.466</b>	17 0.313 0.313
3	37 A.FERNANDEZ	SPA	Elf Marc VDS Racing Team	KALEX	1'28.894	20 1'29.209	18 <b>1'28.515</b>	23 0.362 0.049
4	79 A.OGURA	JPN	IDEMITSU Honda Team Asia	KALEX	1'28.887	14 1'29.099	17 <b>1'28.598</b>	18 0.445 0.083
5	72 M.BEZZECCHI	ITA	SKY Racing Team VR46	KALEX	1'29.015	23 1'29.319	17 <b>1'28.611</b>	7 0.458 0.013
6	22 S.LOWES	GBR	Elf Marc VDS Racing Team	KALEX	1'29.107	13 1'29.161	15 <b>1'28.633</b>	17 0.480 0.022
7	44 A.CANET	SPA	Aspar Team Moto2	BOSCOSCURO	1'29.192	20 1'29.336	15 <b>1'28.675</b>	13 0.522 0.042
8	23 M.SCHROTTER	GER	Liqui Moly Intact GP	KALEX	1'28.988	4 1'29.374	22 <b>1'28.706</b>	5 0.553 0.031
9	9 J.NAVARRO	SPA	Lightech Speed Up	BOSCOSCURO	1'29.633	14 1'29.890	16 <b>1'28.729</b>	17 0.576 0.023
10	19 L.DALLA PORTA	ITA	Italtrans Racing Team	KALEX	1'29.040	20 1'29.311	22 <b>1'28.740</b>	15 0.587 0.011
11	13 C.VIETTI	ITA	SKY Racing Team VR46	KALEX	1'29.624	5 1'29.663	18 <b>1'28.766</b>	19 0.613 0.026
12	12 T.LUTHI	SWI	Pertamina Mandalika SAG Team	KALEX	1'29.370	17 1'29.419	16 <b>1'28.780</b>	16 0.627 0.014
13	35 S.CHANTRA	THA	IDEMITSU Honda Team Asia	KALEX	1'29.217	5 1'29.752	7 <b>1'28.783</b>	3 0.630 0.003
14	42 M.RAMIREZ	SPA	American Racing	KALEX	1'29.713	23 1'29.609	16 <b>1'28.875</b>	4 0.722 0.092
15	75 A.ARENAS	SPA	Aspar Team Moto2	BOSCOSCURO	1'29.242	22 1'29.438	16 <b>1'28.882</b>	15 0.729 0.007
16	97 X.VIERGE	SPA	Petronas Sprinta Racing	KALEX	1'29.457	14 1'29.923	20 <b>1'28.927</b>	18 0.774 0.045
17	62 S.MANZI	ITA	Flexbox HP40	KALEX	1'29.346	16 1'30.095	14 <b>1'29.021</b>	16 0.868 0.094
18	96 J.DIXON	GBR	Petronas Sprinta Racing	KALEX	1'29.522	4 1'29.541	14 <b>1'29.043</b>	16 0.890 0.022
19	64 B.BENDSNEYDE	NED	Pertamina Mandalika SAG Team	KALEX	1'29.741	6 1'30.466	12 <b>1'29.052</b>	20 0.899 0.009
20	21 F.DI GIANNANTO	ITA	Federal Oil Gresini Moto2	KALEX	1'29.374	17 1'29.809	16 <b>1'29.091</b>	19 0.938 0.039
21	11 N.BULEGA	ITA	Federal Oil Gresini Moto2	KALEX	1'29.601	20 1'29.880	18 <b>1'29.096</b>	15 0.943 0.005
22	40 H.GARZO	SPA	Flexbox HP40	KALEX	1'29.551	4 1'30.142	12 <b>1'29.140</b>	18 0.987 0.044
23	16 J.ROBERTS	USA	Italtrans Racing Team	KALEX	1'29.693	22 1'29.471	18 <b>1'29.193</b>	19 1.040 0.053
24	14 T.ARBOLINO	ITA	Liqui Moly Intact GP	KALEX	1'29.501	4 1'29.579	17 <b>1'29.223</b>	4 1.070 0.030
25	55 H.SYHRIN	MAL	NTS RW Racing GP	NTS	1'29.859	12 1'30.164	16 <b>1'29.447</b>	14 1.294 0.224
26	24 S.CORSI	ITA	MV Agusta Forward Racing	MV AGUSTA	1'30.096	5 1'30.401	22 <b>1'29.491</b>	18 1.338 0.044
27	6 C.BEAUBIER	USA	American Racing	KALEX	1'30.301	4 1'30.593	20 <b>1'29.524</b>	20 1.371 0.033
28	70 B.BALTUS	BEL	NTS RW Racing GP	NTS	1'30.036	6 1'30.026	16 <b>1'29.572</b>	14 1.419 0.048
29	5 Y.MONTELLA	ITA	Lightech Speed Up	BOSCOSCURO	1'30.435	5 1'30.399	8 <b>1'29.671</b>	15 1.518 0.099
30	7 L.BALDASSARRI	ITA	MV Agusta Forward Racing	MV AGUSTA	1'29.959	5 1'30.655	19 <b>1'29.695</b>	20 1.542 0.024
31	29 T.HADA	JPN	Pertamina Mandalika SAG Teluru	KALEX	1'31.698	15 1'31.784	16 <b>1'30.294</b>	15 2.141 0.599

<b>Pole Position Record:</b>	2021	<b>Remy GARDNER</b>	<b>1'28.668</b>	175.3 Km/h
<b>Best Race Lap:</b>	2020	<b>Marco BEZZECCHI</b>	<b>1'28.687</b>	175.2 Km/h
<b>All Time Lap Record:</b>	2021	<b>Remy GARDNER</b>	<b>1'28.153</b>	176.3 Km/h

The results are provisional until the end of the limit for protest and appeals.

Time limit for protest expires 60' after publication of the results - ..... Time: .....

These data/results cannot be reproduced, stored and/or transmitted in whole or in part by any manner of electronic, mechanical, photocopying, recording, broadcasting or otherwise now known or herein after developed without the previous express consent by the copyright owner, except for reproduction in daily press and regular printed publications on sale to the public within 60 days of the event related to those data/results and always provided that copyright symbol appears together as follows below.

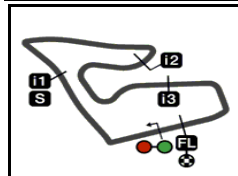
© DORNA, 2021

Official MotoGP Timing by TISSOT  
www.motogp.com

Spielberg, Saturday, August 14, 2021








4318 m.

## BITCI MOTORRAD GRAND PRIX VON ÖSTERREICH

## Free Practice Nr. 3

## Top Speed &amp; Average

12

	Rider	Nation	Motorcycle	Top 5 speeds					Average	Top
25	Raul FERNANDEZ	SPA	KALEX	263.4	260.8	260.2	259.6	259.6	260.7	263.4
42	Marcos RAMIREZ	SPA	KALEX	262.1	260.8	260.2	260.2	258.9	259.8	262.1
44	Aron CANET	SPA	BOSCOSCURO	262.1	258.9	258.3	257.7	257.1	258.8	262.1
9	Jorge NAVARRO	SPA	BOSCOSCURO	261.5	259.6	259.6	258.3	258.3	259.3	261.5
14	Tony ARBOLINO	ITA	KALEX	261.5	260.8	260.2	260.2	260.2	260.6	261.5
35	Somkiat CHANTRA	THA	KALEX	261.5	260.8	260.2	260.2	259.6	260.5	261.5
62	Stefano MANZI	ITA	KALEX	261.5	260.8	260.2	260.2	259.6	260.1	261.5
87	Remy GARDNER	AUS	KALEX	261.5	259.6	259.6	258.9	257.7	259.2	261.5
6	Cameron BEAUBIER	USA	KALEX	260.8	260.2	260.2	260.2	259.6	260.0	260.8
13	Celestino VIETTI	ITA	KALEX	260.8	260.8	260.2	259.6	259.6	260.1	260.8
21	Fabio DI GIANNANTONIO	ITA	KALEX	260.8	258.9	258.3	257.7	257.7	258.5	260.8
40	Hector GARZO	SPA	KALEX	260.8	260.8	260.8	260.2	260.2	260.6	260.8
72	Marco BEZZECCHI	ITA	KALEX	260.8	260.8	260.8	260.2	260.2	260.6	260.8
75	Albert ARENAS	SPA	BOSCOSCURO	260.8	259.6	258.3	257.7	257.7	258.6	260.8
11	Nicolò BULEGA	ITA	KALEX	260.2	258.9	257.1	256.5	255.3	257.6	260.2
16	Joe ROBERTS	USA	KALEX	260.2	258.3	258.3	257.7	257.7	258.3	260.2
22	Sam LOWES	GBR	KALEX	260.2	259.6	258.3	258.3	258.3	258.8	260.2
23	Marcel SCHROTTER	GER	KALEX	260.2	259.6	258.3	258.3	258.3	258.9	260.2
29	Taiga HADA	JPN	KALEX	260.2	260.2	259.6	257.7	257.7	258.9	260.2
37	Augusto FERNANDEZ	SPA	KALEX	260.2	260.2	258.9	258.3	258.3	258.9	260.2
19	Lorenzo DALLA PORTA	ITA	KALEX	259.6	258.9	258.3	258.3	257.7	258.2	259.6
64	Bo BENDSNEYDER	NED	KALEX	259.6	257.7	257.7	257.1	257.1	257.6	259.6
79	Ai OGURA	JPN	KALEX	259.6	258.9	258.9	258.9	258.9	259.0	259.6
12	Thomas LUTHI	SWI	KALEX	258.9	258.3	258.3	258.3	257.7	258.3	258.9
24	Simone CORSI	ITA	MV AGUSTA	258.9	255.9	255.9	255.9	255.3	256.4	258.9
96	Jake DIXON	GBR	KALEX	258.9	258.3	257.7	257.1	257.1	257.5	258.9
55	Hafizh SYAHRIN	MAL	NTS	257.7	257.7	256.5	256.5	255.9	256.7	257.7
5	Yari MONTELLA	ITA	BOSCOSCURO	257.1	256.5	255.9	255.9	255.3	255.9	257.1
97	Xavi VIERGE	SPA	KALEX	257.1	257.1	255.9	255.9	255.9	256.3	257.1
70	Barry BALTUS	BEL	NTS	256.5	256.5	256.5	255.9	255.9	256.3	256.5
7	Lorenzo BALDASSARRI	ITA	MV AGUSTA	255.9	254.7	253.5	251.7	251.7	253.5	255.9

These data/results cannot be reproduced, stored and/or transmitted in whole or in part by any manner of electronic, mechanical, photocopying, recording, broadcasting or otherwise now known or herein after developed without the previous express consent by the copyright owner, except for reproduction in daily press and regular printed publications on sale to the public within 60 days of the event related to those data/results and always provided that copyright symbol appears together as follows below.

© DORNA, 2021

Official MotoGP Timing by TISSOT  
www.motogp.com



Spielberg, Saturday, August 14, 2021

## BITCI MOTORRAD GRAND PRIX VON ÖSTERREICH

## Free Practice Nr. 3

## Chronological Analysis of Performances

13

Lap		Lap Time	T1	T2	T3	T4	Speed	Lap		Lap Time	T1	T2	T3	T4	Speed	
<b>1st</b>	<b>87</b>	<b>Remy GARDNER</b> Red Bull KTM Ajo AUS					<b>3rd</b>					<b>Augusto FERNAND</b> Elf Marc VDS Racing SPA				
			Runs=1	Total laps=20	Full laps=14						Runs=1	Total laps=23	Full laps=19			
1	1'57.687	13.543	31.642	26.019	20.004	230.2	1	2'30.780	12.682	34.518	25.802	17.824	17.824	213.0		
2	<b>1'29.890</b>	19.400	28.425	24.749	17.316	254.7	2	<b>1'30.455</b>	19.538	28.724	24.823	17.370	17.370	254.7		
3	<b>1'29.133</b>	19.195	28.178	24.561	17.199	255.9	3	<b>1'29.027</b>	19.164	28.177	24.509	17.177	17.177	257.1		
4	<b>1'28.694</b>	19.082	27.996	24.472	17.144	259.6	4	<b>1'29.916</b>	19.086	27.992	24.407	18.431	18.431	258.3		
5	1'32.809 *	21.89*	28.998	24.687	17.229	233.7	5	<b>1'28.920</b>	19.228	27.981	24.527	17.184	17.184	256.5		
6	<b>1'29.071</b>	19.230	28.146	24.524	17.171	255.9	6	<b>1'28.751</b>	19.092	27.996	24.512	17.151	17.151	257.1		
7	<b>1'28.897</b>	19.174	28.066	24.478	17.179	255.9	7	<b>1'28.767</b>	19.094	27.967	24.510	17.196	17.196	256.5		
8	<b>1'37.896</b>	19.137	30.955	25.992	21.812	255.9	8	<b>1'28.757</b>	19.104	27.864	24.583	17.206	17.206	257.7		
9	<b>1'28.995</b>	19.164	28.064	24.572	17.195	257.7	9	<b>1'28.847</b>	19.159	27.843	24.630	17.215	17.215	257.1		
10	<b>1'28.873</b>	19.123	27.954	24.623	17.173	255.9	10	<b>1'28.840</b>	19.141	27.864	24.641	17.194	17.194	257.1		
11	<b>1'29.000</b>	19.172	28.025	24.635	17.168	255.9	11	<b>1'28.760</b>	19.091	27.937	24.573	17.159	17.159	257.1		
12	1'29.050 *	19.113	28.107*	24.575	17.255	255.9	12	<b>1'29.414</b>	19.149	28.173	24.708	17.384	17.384	257.7		
13	1'37.099 P	19.200	27.998	24.584	25.317	256.5	13	<b>1'29.040</b>	19.144	27.972	24.600	17.324	17.324	258.3		
14	11'05.659 *	15.070	32.594	26.698	17.939*	222.2	14	<b>1'29.454</b>	19.161	28.146	24.776	17.371	17.371	260.2		
15	1'29.327 *	19.511	28.124	24.520	17.172*	255.3	15	1'33.451 P	19.195	27.926	24.635	21.695	21.695	260.2		
16	<b>1'30.947</b>	19.225	29.333	25.185	17.204	257.1	16	6'28.259	11.482	30.330	26.816	21.276	21.276	248.2		
17	<b>1'28.635</b>	19.083	27.935	24.380	17.237	257.7	17	<b>1'29.917</b>	19.673	28.204	24.781	17.259	17.259	255.3		
18	<b>1'28.153</b>	18.974	27.776	24.313	17.090	258.9	18	1'30.821 *	19.116	29.771*	24.659	17.275	17.275	257.7		
19	<b>1'28.532</b>	19.040	27.984	24.381	17.127	259.6	19	<b>1'28.631</b>	19.067	27.894	24.553	17.117	17.117	258.3		
20	<b>1'28.779</b>	19.002	28.174	24.433	17.170	261.5	20	<b>1'28.812</b>	19.080	27.861	24.670	17.201	17.201	258.3		
							21	<b>1'28.729</b>	19.126	27.790	24.595	17.218	17.218	257.7		
							22	<b>1'28.812</b>	19.138	27.863	24.600	17.211	17.211	258.3		
							23	<b>1'28.515</b>	19.030	27.785	24.524	17.176	17.176	258.9		
<b>2nd</b>	<b>25</b>	<b>Raul FERNANDEZ</b> Red Bull KTM Ajo SPA					<b>4th</b>		<b>79</b>		<b>Ai OGURA</b> IDEMITSU Honda Te JPN					
			Runs=1	Total laps=20	Full laps=14					Runs=1	Total laps=19	Full laps=16				
1	2'35.181	11.275	30.924	25.655	17.789	247.1	1	2'33.465	11.946	32.102	26.510	18.205	18.205	243.7		
2	<b>1'29.804</b>	19.350	28.424	24.819	17.211	257.7	2	<b>1'31.329</b>	19.502	29.135	25.188	17.504	17.504	258.3		
3	<b>1'28.996</b>	19.120	28.144	24.582	17.150	263.4	3	<b>1'29.622</b>	19.255	28.424	24.692	17.251	17.251	257.7		
4	<b>1'28.736</b>	19.168	28.016	24.428	17.124	258.9	4	<b>1'29.549</b>	19.265	28.114	24.683	17.487	17.487	258.9		
5	1'36.036 *	23.98*	29.642	25.096	17.318	235.2	5	<b>1'29.575</b>	19.209	28.200	24.835	17.331	17.331	257.7		
6	1'29.540 *	19.41*	28.084	24.666	17.378	257.7	6	<b>1'29.895</b>	19.359	28.190	24.867	17.479	17.479	255.9		
7	<b>1'28.968</b>	19.179	27.952	24.613	17.224	257.7	7	<b>1'29.324</b>	19.165	28.144	24.739	17.276	17.276	256.5		
8	<b>1'29.093</b>	19.254	28.015	24.630	17.194	258.9	8	1'49.784 P	19.214	35.441	27.171	27.958	258.9			
9	<b>1'29.230</b>	19.203	28.011	24.789	17.227	258.9	9	13'08.923	13.506	30.328	25.249	17.404	17.404	242.1		
10	<b>1'29.526</b>	19.145	28.272	24.752	17.357	259.6	10	<b>1'29.113</b>	19.198	28.039	24.713	17.163	17.163	257.1		
11	<b>1'29.020</b>	19.222	27.988	24.627	17.183	257.7	11	<b>1'29.196</b>	19.146	28.085	24.668	17.297	17.297	259.6		
12	1'40.255 P	20.474	30.289	25.545	23.947	248.2	12	<b>1'28.711</b>	19.076	27.953	24.542	17.140	17.140	258.3		
13	10'37.972	14.184	32.773	26.522	22.946	200.7	13	<b>1'28.803</b>	19.105	27.819	24.691	17.188	17.188	258.3		
14	<b>1'30.336</b>	19.882	28.502	24.752	17.200	255.9	14	<b>1'28.881</b>	19.170	27.888	24.628	17.195	17.195	258.3		
15	<b>1'30.883</b>	19.264	29.999	24.527	17.093	257.7	15	<b>1'29.170</b>	19.031	28.129	24.814	17.196	17.196	257.7		
16	<b>1'28.545</b>	18.989	27.897	24.568	17.091	258.9	16	<b>1'29.490</b>	19.110	28.276	24.836	17.268	17.268	258.3		
17	<b>1'28.466</b>	18.988	27.776	24.522	17.180	260.2	17	<b>1'28.643</b>	19.044	27.851	24.585	17.163	17.163	258.3		
18	1'28.780 *	19.049	27.977	24.597*	17.157	258.9	18	<b>1'28.598</b>	19.029	27.846	24.582	17.141	17.141	258.9		
19	<b>1'28.577</b>	19.050	27.918	24.522	17.087	259.6										
20	<b>1'28.643</b>	18.994	27.881	24.573	17.195	260.8										

**Fastest Lap:** Remy GARDNER Red Bull KTM Ajo AUS **1'28.153** 18.974 27.776 24.313 17.090

These data/results cannot be reproduced, stored and/or transmitted in whole or in part by any manner of electronic, mechanical, photocopying, recording, broadcasting or otherwise now known or herein after developed without the previous express consent by the copyright owner, except for reproduction in daily press and regular printed publications on sale to the public within 60 days of the event related to those data/results and always provided that copyright symbol appears together as follows below.  
© DORNA, 2021



# Free Practice Nr. 3

# Moto2

Lap	Lap Time	T1	T2	T3	T4	Speed	Lap	Lap Time	T1	T2	T3	T4	Speed	
19	1'29.165	19.132	28.189	24.573	17.271	258.9	4	1'35.570 P	19.329	28.326	24.806	23.109	258.9	
<b>5th 72 Marco BEZZECCHI</b> SKY Racing Team VR ITA							5	8'45.625	10.999	29.081	25.166	17.435	247.1	
		Runs=1	Total laps=22	Full laps=16			6	1'30.102	19.354	28.449	25.002	17.297	254.7	
1	2'33.005	12.420	36.120	26.540	18.238	213.0	7	1'29.854	19.371	28.234	24.887	17.362	254.1	
2	1'33.059	19.358	31.525	24.943	17.233	257.7	8	1'29.693	19.460	28.163	24.834	17.236	255.3	
3	1'29.460	19.165	28.392	24.698	17.205	260.2	9	1'29.591	19.241	28.160	24.878	17.312	255.3	
4	1'28.915	19.051	28.185	24.452	17.227	259.6	10	1'29.494	19.265	28.214	24.780	17.235	256.5	
5	1'30.411	19.132	28.959	25.118	17.202	260.8	11	1'36.009 P	19.183	28.021	24.742	24.063	255.9	
6	1'28.766	19.089	28.005	24.547	17.125	258.3	12	7'15.817	11.623	28.495	24.954	17.244	247.7	
7	1'28.611	18.965	27.845	24.644	17.157	258.3	13	1'28.675	19.121	27.899	24.540	17.115	257.7	
8	1'28.753	19.044	27.940	24.560	17.209	257.7	14	1'33.991	19.122	32.063	25.572	17.234	262.1	
9	1'28.811	19.087	27.925	24.609	17.190	257.1	15	1'28.700	19.134	27.807	24.486	17.273	258.3	
10	1'37.953 P	19.544	28.441	25.303	24.665	257.1	16	1'28.692	19.147	27.776	24.623	17.146	256.5	
11	8'48.558	16.290	33.021	26.264	17.992	201.4	17	1'28.778 *	19.096	27.833	24.649	17.200*	257.1	
12	1'30.419	19.399	28.760	24.982	17.278	255.9	18	1'44.318 *	29.974	30.799	25.592	17.953*	192.5	
13	1'32.316 *	20.38*	29.713	24.980	17.234	232.7	<b>8th 23 Marcel SCHROTTE</b> Liqui Moly Intact GP GER							
14	1'31.595	19.112	30.464	24.757	17.262	258.9		Runs=1	Total laps=19	Full laps=12				
15	1'29.203	19.065	28.318	24.530	17.290	259.6	1	1'49.644	11.419	32.531	26.237	17.762	241.6	
16	1'29.221	19.124	28.106	24.694	17.297	258.3	2	1'32.906	19.317	31.061	24.886	17.642	257.7	
17	1'28.951	19.061	28.052	24.585	17.253	257.7	3	1'29.040	19.129	28.060	24.636	17.215	260.2	
18	1'33.559 *	21.28*	30.218	24.852	17.201	221.3	4	1'28.837	19.120	27.997	24.534	17.186	258.3	
19	1'28.721	19.024	27.983	24.523	17.191	260.2	5	1'28.706	19.090	27.919	24.558	17.139	258.3	
20	1'28.917	19.102	28.083	24.485	17.247	260.8	6	1'29.493	19.154	27.932	24.574	17.833	257.7	
21	1'30.196 *	19.29*	28.920	24.680	17.300	260.8	7	1'29.163 *	19.32*	27.900	24.669	17.267	257.1	
22	1'28.974	19.086	28.094	24.585	17.209	258.9	8	1'40.010 P	19.277	30.756	27.187	22.790	257.1	
<b>6th 22 Sam LOWES</b> Elf Marc VDS Racing GBR							9	13'15.350 *	11.770	29.906	25.396	17.459*	244.3	
		Runs=1	Total laps=21	Full laps=15			10	1'29.660	19.248	28.265	24.776	17.371	256.5	
1	2'42.396	11.681	30.329	25.200	17.657	240.0	11	1'29.416	19.358	28.040	24.723	17.295	255.9	
2	1'30.673 *	19.70*	28.486	24.978	17.501	252.9	12	1'28.975 *	19.149	27.956	24.614	17.256*	258.3	
3	1'28.980	19.246	28.005	24.526	17.203	257.1	13	1'29.107	19.177	28.002	24.655	17.273	257.1	
4	1'28.769	19.148	28.052	24.458	17.111	257.1	14	1'36.544 *	19.207	28.429	29.750	19.158*	257.7	
5	1'28.772	19.117	27.978	24.495	17.182	258.3	15	1'29.171	19.213	28.048	24.594	17.316	257.1	
6	1'28.918 *	19.196	28.066	24.449	17.207*	257.7	16	1'29.038	19.133	27.920	24.693	17.292	259.6	
7	1'28.823	19.156	28.046	24.443	17.178	260.2	17	1'32.947 *	21.36*	29.013	25.210*	17.364	228.3	
8	1'34.037	22.637	29.001	25.160	17.239	238.9	18	1'29.609	19.158	28.154	24.920	17.377	257.7	
9	1'29.215	19.218	28.090	24.558	17.349	257.7	19	1'29.295	19.096	28.083	24.722	17.394	257.7	
10	1'44.733 P	19.234	32.286	27.368	25.845	258.3	<b>9th 9 Jorge NAVARRO</b> Lightech Speed Up SPA							
		Runs=2	Total laps=21	Full laps=11				1	2'01.106	12.100	32.827	26.312	18.091	236.3
11	8'59.926 *	11.637	29.646*	25.553*	17.371	246.0	2	1'31.446	19.687	29.122	25.108	17.529	254.7	
12	1'30.432	19.607	28.856	24.692	17.277	253.5	3	1'30.143 *	19.340	28.364	24.912*	17.527	259.6	
13	1'29.135	19.245	28.159	24.599	17.132	256.5	4	1'34.359	19.244	32.157	25.567	17.391	261.5	
14	1'28.799	19.182	27.939	24.559	17.119	256.5	5	1'29.816	19.226	28.317	24.879	17.394	257.1	
15	1'30.552	19.171	29.711	24.520	17.150	257.7	6	1'29.950 *	19.407	28.309	24.895*	17.339	257.1	
16	1'31.077	19.121	30.384	24.481	17.091	259.6	7	1'31.878	19.235	28.356	25.997	18.290	258.3	
17	1'28.633	19.207	27.944	24.418	17.064	258.3	8	1'40.684 P	19.305	30.935	25.255	25.189	257.1	
18	1'32.570	21.458	29.335	24.610	17.167	188.8	9	5'53.600 *	12.680	29.623*	25.289	17.439	231.2	
19	1'28.754	19.199	27.909	24.503	17.143	258.3	10	1'32.640 *	19.377	30.914	25.001*	17.348	254.1	
20	1'28.796	19.165	27.948	24.510	17.173	258.3	11	1'30.023	19.246	28.229	25.080	17.468	255.9	
21	1'29.252 *	19.16*	27.995	24.615	17.473	257.7	12	1'29.764	19.227	28.240	24.961	17.336	255.9	
<b>7th 44 Aron CANET</b> Aspar Team Moto2 SPA							13	1'29.594	19.195	28.221	24.865	17.313	256.5	
		Runs=2	Total laps=18	Full laps=11			14	1'41.344 P	22.187	29.952	25.615	23.590	239.4	
1	2'27.701	12.396	31.808	26.465	18.068	237.3	15	4'36.857 *	12.827	33.798	25.224*	17.375	218.6	
2	1'31.105	19.604	28.800	25.201	17.500	255.3	16	1'29.345 *	19.290	28.130	24.676	17.249*	256.5	
3	1'30.402	19.455	28.592	24.948	17.407	254.7								

**Fastest Lap:** Remy GARDNER Red Bull KTM Ajo AUS 1'28.153 18.974 27.776 24.313 17.090

These data/results cannot be reproduced, stored and/or transmitted in whole or in part by any manner of electronic, mechanical, photocopying, recording, broadcasting or otherwise now known or herein after developed without the previous express consent by the copyright owner, except for reproduction in daily press and regular printed publications on sale to the public within 60 days of the event related to those data/results and always provided that copyright symbol appears together as follows below.  
© DORNA, 2021



# Free Practice Nr. 3

# Moto2

Lap	Lap Time	T1	T2	T3	T4	Speed	Lap	Lap Time	T1	T2	T3	T4	Speed
17	<b>1'28.729</b>	19.028	27.965	<b>24.542</b>	<b>17.194</b>	258.3	<b>12th 12 Thomas LUTHI</b> Pertamina Mandalika SWI						
18	1'36.323 *	24.019	30.120	24.849*	17.335	244.3	Runs=1 Total laps=20 Full laps=16						
19	<b>1'29.391</b>	19.117	28.062	24.627	17.585	259.6	1	2'23.607	11.781	31.037	25.838	18.046	237.3
20	<b>1'29.053</b>	19.144	<b>27.921</b>	24.722	17.266	257.1	2	<b>1'30.620</b>	19.515	28.396	25.099	17.610	254.1
21	<b>1'29.147</b>	19.133	28.099	24.667	17.248	258.3	3	<b>1'30.023</b>	19.373	28.194	24.923	17.533	254.1
<b>10th 19 Lorenzo DALLA PO</b> Italtrans Racing Team ITA							4	<b>1'29.576</b>	19.238	28.044	24.863	17.431	254.7
Runs=1 Total laps=22 Full laps=17							5	<b>1'29.884</b>	19.425	28.105	24.857	17.497	252.9
1	2'28.803	11.429	31.816	26.673	18.598	242.1	6	<b>1'29.408</b>	19.222	28.008	24.775	17.403	255.3
2	<b>1'30.650</b>	19.408	28.847	24.997	17.398	256.5	7	<b>1'29.303</b>	19.191	28.010	24.757	17.345	254.7
3	<b>1'29.820</b>	19.203	28.478	24.758	17.381	258.3	8	<b>1'29.370</b>	19.194	28.007	24.772	17.397	255.9
4	<b>1'29.265</b>	19.193	27.982	24.757	17.333	257.1	9	1'35.462 P	19.20*	27.931	24.922	23.409	255.9
5	<b>1'29.110</b>	19.086	27.999	24.767	17.258	256.5	10	11'33.578	11.470	29.259	25.419	17.361	244.8
6	<b>1'29.031</b>	19.191	27.880	24.744	17.216	256.5	11	<b>1'28.994</b>	19.147	28.042	24.593	17.212	257.7
7	<b>1'28.955</b>	19.147	27.820	24.737	17.251	256.5	12	<b>1'29.783</b>	19.116	27.974	25.282	17.411	256.5
8	<b>1'32.606</b>	19.188	31.346	24.790	17.282	256.5	13	1'37.038 *	20.53*	34.252	24.947	17.309	219.9
9	<b>1'28.969</b>	19.034	27.972	24.732	17.231	<b>259.6</b>	14	<b>1'36.492</b>	19.087	35.036	24.997	17.372	256.5
10	1'40.169 P	19.163	31.687	24.964	24.355	257.7	15	<b>1'28.845</b>	19.094	27.905	<b>24.535</b>	17.311	258.3
11	8'49.321	14.797	32.833	26.285	18.068	205.7	16	<b>1'28.780</b>	19.108	27.868	24.593	<b>17.211</b>	258.3
12	<b>1'31.011</b>	19.230	28.873	24.966	17.942	257.7	17	<b>1'29.004</b>	19.087	27.920	24.714	17.283	<b>258.9</b>
13	1'29.306 *	19.162	27.993	24.813	17.338*	256.5	18	<b>1'28.903</b>	19.091	<b>27.819</b>	24.674	17.319	255.9
14	<b>1'29.148</b>	19.114	28.030	24.790	17.214	255.9	19	<b>1'41.584</b>	19.114	37.236	27.659	17.575	255.9
15	<b>1'28.740</b>	19.075	<b>27.776</b>	<b>24.679</b>	17.210	257.1	20	<b>1'29.224</b>	<b>19.058</b>	28.059	24.641	17.466	258.3
16	1'28.664 *	19.039	27.785	24.672*	<b>17.168</b>	257.1	<b>13th 35 Somkiat CHANTRA</b> IDEMITSU Honda Te THA						
17	<b>1'28.978</b>	19.109	27.911	24.744	17.214	256.5	Runs=1 Total laps=22 Full laps=13						
18	<b>1'28.938</b>	19.124	27.863	24.749	17.202	257.7	1	2'26.609	13.220	32.559	26.457	17.655	204.1
19	<b>1'28.868</b>	<b>19.025</b>	27.845	24.695	17.303	257.1	2	1'29.144 *	19.162	27.925	24.733*	17.324	257.7
20	<b>1'34.213</b>	19.097	33.072	24.744	17.300	257.7	3	<b>1'28.783</b>	19.071	27.893	24.679	17.140	257.7
21	<b>1'30.225</b>	19.156	27.992	25.634	17.443	258.9	4	<b>1'42.015</b>	21.576	28.673	25.229	26.537	252.3
22	<b>1'38.237</b>	19.053	34.292	26.646	18.246	258.3	5	<b>1'29.264</b>	19.236	28.057	24.696	17.275	257.7
<b>11th 13 Celestino VIETTI</b> SKY Racing Team VR ITA							6	<b>1'29.003</b>	19.151	27.907	24.812	<b>17.133</b>	260.2
Runs=1 Total laps=23 Full laps=19							7	1'29.811 *	19.053	28.103	24.868	17.787*	260.8
1	2'46.556 *	12.039	31.501	26.371*	17.810	232.7	8	<b>1'29.074</b>	19.198	27.941	<b>24.659</b>	17.276	257.7
2	<b>1'30.342</b>	19.305	28.502	25.161	17.374	256.5	9	<b>1'29.177</b>	<b>19.014</b>	28.066	24.886	17.211	260.2
3	<b>1'29.776</b>	19.176	28.174	25.054	17.372	255.9	10	<b>1'29.002</b>	19.086	27.899	24.824	17.193	258.3
4	<b>1'29.834</b>	19.223	28.167	25.061	17.383	255.9	11	1'35.653 P	19.122	<b>27.881</b>	25.289*	23.361	256.5
5	<b>1'29.728</b>	19.247	28.050	24.981	17.450	256.5	12	8'50.623	12.226	29.478	26.533	18.509	246.5
6	<b>1'29.663</b>	19.210	28.033	25.032	17.388	256.5	13	<b>1'30.618</b>	19.235	28.873	25.162	17.348	255.9
7	<b>1'29.664</b>	19.235	28.084	25.022	17.323	255.9	14	1'29.591 *	19.24*	28.008	24.986	17.357	255.9
8	<b>1'29.842</b>	19.176	28.088	25.074	17.504	257.1	15	1'33.811 *	22.237	29.325	24.955*	17.294	252.3
9	<b>1'29.460</b>	19.160	27.984	24.951	17.365	257.1	16	1'29.453 *	19.18*	28.211	24.706	17.351	258.3
10	<b>1'29.662</b>	19.124	28.084	25.043	17.411	257.1	17	<b>1'29.425</b>	19.169	28.081	24.885	17.290	259.6
11	1'36.404 P	19.183	30.070*	25.031	22.120	256.5	18	<b>1'29.284</b>	19.161	27.967	24.872	17.284	258.3
12	7'01.982	11.310	29.785	25.506	17.456	242.1	19	1'29.716 *	19.24*	28.327	24.828	17.315	<b>261.5</b>
13	<b>1'29.908</b>	19.279	28.350	24.931	17.348	255.9	20	<b>1'29.076</b>	19.117	27.905	24.817	17.237	257.7
14	<b>1'36.552</b>	24.930	29.179	25.133	17.310	210.9	21	<b>1'29.617</b>	19.249	28.069	24.952	17.347	258.9
15	<b>1'29.254</b>	19.070	28.049	24.769	17.366	<b>260.8</b>	22	<b>1'29.173</b>	19.138	27.964	24.760	17.311	258.3
16	<b>1'34.871</b>	19.135	33.074	25.271	17.391	258.9	<b>14th 42 Marcos RAMIREZ</b> American Racing SPA						
17	<b>1'29.295</b>	19.127	28.177	24.732	17.259	260.8	Runs=1 Total laps=18 Full laps=11						
18	<b>1'28.853</b>	19.070	27.930	<b>24.616</b>	17.237	260.2	1	1'58.819	10.735	29.614	25.260	18.247	251.7
19	<b>1'28.766</b>	19.140	<b>27.772</b>	24.704	<b>17.150</b>	259.6	2	<b>1'29.931</b>	19.451	28.365	24.666	17.449	257.7
20	1'28.982 *	19.11*	27.898	24.754	17.217	257.7	3	<b>1'29.149</b>	19.235	28.112	24.570	17.232	258.9
21	<b>1'29.015</b>	19.052	28.031	24.751	17.181	258.3	4	<b>1'28.875</b>	19.196	28.033	<b>24.410</b>	17.236	260.2
22	<b>1'28.826</b>	<b>19.050</b>	27.858	24.708	17.210	259.6	5	1'31.828 *	20.29*	29.570	24.694	17.266	197.8
23	<b>1'30.174</b>	19.058	28.874	24.882	17.360	259.6							

**Fastest Lap:** Remy GARDNER Red Bull KTM Ajo AUS **1'28.153** 18.974 27.776 24.313 17.090

These data/results cannot be reproduced, stored and/or transmitted in whole or in part by any manner of electronic, mechanical, photocopying, recording, broadcasting or otherwise now known or herein after developed without the previous express consent by the copyright owner, except for reproduction in daily press and regular printed publications on sale to the public within 60 days of the event related to those data/results and always provided that copyright symbol appears together as follows below.  
© DORNA, 2021

Official MotoGP Timing by TISSOT  
www.motogp.com

Spielberg, Saturday, August 14, 2021

Page 3 of 7



# Free Practice Nr. 3

# Moto2

Lap	Lap Time	T1	T2	T3	T4	Speed	Lap	Lap Time	T1	T2	T3	T4	Speed
6	<b>1'29.093</b>	19.236	28.159	24.484	<b>17.214</b>	258.3	18	<b>1'28.927</b>	<b>19.059</b>	28.000	24.654	<b>17.214</b>	<b>257.1</b>
7	<b>1'28.897</b>	19.189	<b>28.015</b>	24.421	17.272	258.9	19	<b>1'31.716</b>	19.170	28.266	26.258	18.022	257.1
8	1'39.966 P	19.175	29.433	25.281	26.077	258.3	20	<b>1'29.399</b>	19.209	27.968	24.631	17.591	255.9
9	13'55.164	13.133	30.848	25.059	17.444	244.3	21	<b>1'36.343</b>	19.205	35.110	24.685	17.343	255.9
10	<b>1'29.328</b>	19.186	28.355	24.541	17.246	260.8	<b>17th 62 Stefano MANZI</b> Flexbox HP40 ITA						
11	1'30.722 *	19.191*	29.070	24.720	17.733	260.2	Runs=1 Total laps=21 Full laps=13						
12	<b>1'30.123</b>	19.150	28.182	25.108	17.683	<b>262.1</b>	1	2'33.125	12.265	34.975	26.538	18.238	227.3
13	<b>1'30.588</b>	19.186	28.219	24.597	18.586	258.3	2	<b>1'30.604</b>	19.382	28.976	24.926	17.320	260.2
14	1'30.029 *	19.601*	28.386	24.591	17.444	258.3	3	1'29.501 *	19.109	28.358	24.704*	17.330	259.6
15	<b>1'29.481</b>	19.199	28.178	24.670	17.434	258.9	4	<b>1'29.335</b>	19.173	28.290	24.646	<b>17.226</b>	258.9
16	<b>1'29.162</b>	19.179	28.124	24.542	17.317	258.9	5	1'37.467 *	22.90*	31.223	25.124	18.216*	203.0
17	<b>1'28.977</b>	<b>19.111</b>	28.018	24.563	17.285	258.9	6	<b>1'29.214</b>	19.111	28.170	24.635	17.298	259.6
18	1'30.179 *	19.821*	28.444	24.662	17.250	255.3	7	<b>1'29.500</b>	<b>19.062</b>	28.192	24.736	17.510	<b>261.5</b>
<b>15th 75 Albert ARENAS</b> Aspar Team Moto2 SPA							8	1'33.904 *	22.26*	28.929	25.238*	17.470	233.2
Runs=1 Total laps=20 Full laps=14							9	<b>1'29.416</b>	19.076	28.207	24.757	17.376	258.9
1	2'24.891	14.167	31.352	26.148	17.876	225.4	10	<b>1'33.693</b>	22.691	28.757	24.854	17.391	240.0
2	1'30.885 *	19.543	28.547	25.125*	17.670	252.9	11	1'38.542 P	19.189	29.516*	25.208	24.629	258.9
3	<b>1'29.987</b>	19.409	28.320	24.908	17.350	255.9	12	9'37.877	15.488	31.885	25.026	17.366	170.8
4	<b>1'37.374</b>	19.350	29.864	25.177	22.983	254.1	13	<b>1'29.568</b>	19.235	28.289	24.711	17.333	257.1
5	1'30.140 *	19.283	28.317	25.030	17.510*	255.9	14	<b>1'29.402</b>	19.109	28.201	24.826	17.266	260.8
6	1'30.708 *	19.99*	28.362	24.877	17.475	254.7	15	<b>1'29.174</b>	19.081	28.211	24.602	17.280	258.9
7	<b>1'29.696</b>	19.160	28.243	24.852	17.441	258.3	16	<b>1'29.021</b>	19.071	<b>28.132</b>	<b>24.532</b>	17.286	259.6
8	<b>1'29.847</b>	19.282	28.319	24.882	17.364	255.9	17	1'43.027 *	23.23*	33.846	28.460	17.482*	184.9
9	<b>1'29.734</b>	19.207	28.253	24.852	17.422	254.7	18	<b>1'33.279</b>	19.144	28.195	24.641	21.299	260.2
10	<b>1'29.373</b>	19.163	28.159	24.723	17.328	257.7	19	<b>1'29.473</b>	19.090	28.290	24.731	17.362	259.6
11	<b>1'29.826</b>	19.283	28.191	24.947	17.405	255.3	20	1'29.319 *	19.08*	28.178	24.729*	17.328	259.6
12	1'41.322 P	19.308	33.190	25.571	23.253	254.7	21	<b>1'29.452</b>	19.181	28.133	24.746	17.392	258.9
13	11'29.029	21.422	30.574	25.377	17.429	199.6	<b>18th 96 Jake DIXON</b> Petronas Sprinta Raci GBR						
14	<b>1'29.376</b>	19.288	28.168	24.645	17.275	255.3	Runs=1 Total laps=19 Full laps=15						
15	<b>1'28.882</b>	19.037	<b>28.047</b>	24.587	<b>17.211</b>	257.7	1	2'30.935	12.220	35.336	25.946	17.820	241.6
16	<b>1'33.495</b>	19.027	28.160	24.598	21.710	259.6	2	<b>1'30.465</b>	19.444	28.858	24.688	17.475	255.9
17	<b>1'29.094</b>	19.072	28.129	24.608	17.285	<b>260.8</b>	3	<b>1'29.139</b>	19.243	28.157	<b>24.386</b>	17.353	257.1
18	<b>1'36.051</b>	19.405	31.938	26.949	17.759	257.7	4	<b>1'29.775</b>	<b>19.124</b>	28.196	24.518	17.937	257.7
19	<b>1'29.161</b>	<b>19.026</b>	28.144	<b>24.586</b>	17.405	257.1	5	<b>1'29.160</b>	19.224	28.118	24.494	17.324	257.1
20	<b>1'29.525</b>	19.133	28.293	24.705	17.394	255.3	6	<b>1'29.613</b>	19.168	28.228	24.732	17.485	257.1
<b>16th 97 Xavi VIERGE</b> Petronas Sprinta Raci SPA							7	<b>1'29.120</b>	19.165	28.038	24.566	17.351	255.9
Runs=2 Total laps=21 Full laps=13							8	<b>1'29.402</b>	19.207	28.038	24.698	17.459	255.9
1	1'58.513	11.286	31.162	25.216	19.779	240.0	9	<b>1'29.550</b>	19.271	28.173	24.773	17.333	255.3
2	<b>1'29.740</b>	19.262	28.515	24.656	17.307	255.9	10	1'41.086 P	19.331	29.526	25.965	26.264	<b>258.9</b>
3	<b>1'29.324</b>	19.275	28.124	<b>24.631</b>	17.294	254.1	11	11'55.957	11.386	30.457	26.022	17.840	231.7
4	<b>1'29.064</b>	19.162	<b>27.965</b>	24.634	17.303	255.3	12	<b>1'29.495</b>	19.273	28.004	24.845	17.373	255.3
5	1'33.206 *	19.38 *	31.635	24.790	17.400	252.9	13	<b>1'38.712</b>	19.422	34.848	26.703	17.739	255.3
6	<b>1'29.373</b>	19.173	28.219	24.709	17.272	255.3	14	<b>1'29.120</b>	19.195	28.022	24.680	<b>17.223</b>	257.1
7	<b>1'29.560</b>	19.341	28.079	24.856	17.284	254.1	15	<b>1'29.108</b>	19.248	27.949	24.648	17.263	256.5
8	<b>1'35.740</b>	19.225	28.143	25.127	23.245	255.3	16	<b>1'29.043</b>	19.203	<b>27.825</b>	24.612	17.403	257.1
9	1'37.966 *	19.254	28.152	31.463*	19.097	255.9	17	1'31.445 *	19.190	29.994*	24.837	17.424	257.1
10	<b>1'31.091</b>	19.202	28.198	25.832	17.859	255.3	18	<b>1'31.956</b>	19.302	27.993	27.051	17.610	255.3
11	1'35.484 P	19.224	28.077	24.802	23.381	254.7	19	<b>1'29.807</b>	19.181	28.003	24.944	17.679	258.3
12	7'08.848	11.460	29.102	26.628	17.902	244.8	<b>19th 64 Bo BENDSNEYDER</b> Pertamina Mandalika NED						
13	1'31.475 *	19.371*	29.516	25.192	17.388	254.1	Runs=1 Total laps=20 Full laps=16						
14	<b>1'31.635</b>	19.282	28.139	25.920	18.294	254.1	1	1'50.000	11.348	29.972	25.902	17.944	245.4
15	1'38.014 P	19.301	28.199	27.751*	22.763	255.3	2	<b>1'31.955</b>	19.497	30.111	24.965	17.382	256.5
16	3'29.124	12.208	28.872	25.777	17.858	246.0	3	<b>1'30.007</b>	19.421	28.594	24.635	17.357	255.9
17	<b>1'29.212</b>	19.242	28.055	24.687	17.228	254.7							

**Fastest Lap:** Remy GARDNER Red Bull KTM Ajo AUS **1'28.153** 18.974 27.776 24.313 17.090

These data/results cannot be reproduced, stored and/or transmitted in whole or in part by any manner of electronic, mechanical, photocopying, recording, broadcasting or otherwise now known or herein after developed without the previous express consent by the copyright owner, except for reproduction in daily press and regular printed publications on sale to the public within 60 days of the event related to those data/results and always provided that copyright symbol appears together as follows below.  
© DORNA, 2021



# Free Practice Nr. 3

# Moto2

Lap	Lap Time	T1	T2	T3	T4	Speed	Lap	Lap Time	T1	T2	T3	T4	Speed
4	1'29.400	19.256	28.233	24.602	17.309	257.7	13	1'29.859	19.315	28.568	24.708	17.268	256.5
5	1'29.780	19.330	28.329	24.755	17.366	257.1	14	1'29.323	19.176	28.248	24.586	17.313	258.9
6	1'29.523	19.264	28.187	24.675	17.397	256.5	15	1'29.096	19.163	28.034	24.606	17.293	255.3
7	1'36.184	19.385	32.828	26.100	17.871	255.9	16	1'29.256	19.207	28.209	24.650	17.190	254.7
8	1'29.751	19.353	28.251	24.821	17.326	257.1	<b>22nd 40 Hector GARZO</b> Flexbox HP40 SPA						
9	1'40.245 P	19.367	30.141	26.341	24.396	257.1	Runs=1 Total laps=19 Full laps=10						
10	1'53.386	12.894	30.223	25.383	17.460	219.5	1	2'27.975	12.064	31.324	27.995	18.716	232.7
11	1'29.999	19.325	28.732	24.615	17.327	256.5	2	1'31.906	19.461	29.971	25.040	17.434	240.5
12	1'29.540	19.290	28.146	24.771	17.333	257.7	3	1'29.633	19.228	28.224	24.675	17.506	260.2
13	1'29.312 *	19.35*	28.093	24.622	17.239	255.9	4	1'29.572	19.222	28.336	24.597	17.417	260.8
14	1'29.067	19.296	27.941	24.553	17.277	255.9	5	1'29.391	19.194	28.035	24.771	17.391	257.7
15	1'29.112	19.247	27.947	24.607	17.311	256.5	6	1'31.233	20.312	28.688	24.769	17.464	254.1
16	1'32.146	19.258	28.492	26.603	17.793	256.5	7	1'36.252 *	19.31*	28.563	26.689	21.684	257.7
17	1'29.598	19.248	28.247	24.818	17.285	259.6	8	1'41.091	19.292	30.817	29.798	21.184	258.9
18	1'29.540	19.296	28.087	24.762	17.395	256.5	9	1'35.568 P	19.364	28.354	25.001	22.849	260.2
19	1'29.253	19.213	28.044	24.730	17.266	256.5	10	1'30.697 *	11.768	31.117*	26.818	18.384*	247.7
20	1'29.052	19.170	27.924	24.689	17.269	257.1	11	1'29.755	19.308	28.214	24.914	17.319	255.9
<b>20th 21 Fabio DI GIANNANT</b> Federal Oil Gresini M ITA							12	1'35.495 *	19.93*	33.192	24.887	17.477	241.6
Runs=2 Total laps=21 Full laps=13							13	1'31.454 *	20.40*	28.774	24.779	17.497	247.1
1	2'04.928	11.126	30.919	25.861	18.190	249.4	14	1'29.696	19.217	28.256	24.836	17.387	259.6
2	1'30.882	19.599	28.601	25.100	17.582	255.9	15	1'34.054 *	22.81*	29.033	24.672	17.537	197.0
3	1'30.040 *	19.46*	28.342	24.878	17.357	255.9	16	1'31.297	19.301	29.472	24.881	17.643	258.3
4	1'29.730	19.287	28.264	24.916	17.263	256.5	17	1'33.304 *	19.75*	28.690	26.619	18.239	255.9
5	1'29.675	19.269	28.205	24.827	17.374	256.5	18	1'29.140	19.090	28.106	24.578	17.366	260.8
6	1'29.548	19.159	28.234	24.904	17.251	260.8	19	1'36.561 *	19.455	29.097	27.795*	20.214	260.8
7	1'29.420	19.187	28.141	24.845	17.247	257.7	<b>23rd 16 Joe ROBERTS</b> Italtrans Racing Team USA						
8	1'41.965 P	19.39*	32.720	25.329	24.524	255.3	Runs=1 Total laps=21 Full laps=9						
9	6'32.012	11.062	29.588	25.232	17.605	249.4	1	2'31.385	12.097	34.564	26.047	17.836	229.7
10	1'30.148 *	19.44*	28.323	24.948	17.430*	254.7	2	1'30.994	19.498	29.028	25.031	17.437	255.3
11	1'30.109	19.332	28.417	25.021	17.339	256.5	3	1'30.133 *	19.29*	28.550	24.886	17.407	255.3
12	1'29.834	19.261	28.351	24.898	17.324	256.5	4	1'29.775 *	19.290	28.368	24.825	17.292*	255.3
13	1'35.329 P	19.34*	28.213	24.948	22.828	255.3	5	1'33.775 *	22.40*	28.879	24.915	17.573	228.3
14	5'14.669	15.030	33.338	25.390	17.467	209.3	6	1'29.666	19.289	28.200	24.803	17.374	258.3
15	1'29.555 *	19.332	28.199	24.740	17.284*	255.3	7	1'29.316	19.198	28.126	24.695	17.297	257.7
16	1'29.151	19.247	27.979	24.727	17.198	256.5	8	1'29.995	19.390	28.450	24.758	17.397	257.7
17	1'38.711	19.232	33.271	27.032	19.176	257.1	9	1'29.873	19.303	28.222	24.941	17.407	257.7
18	1'29.096	19.177	28.071	24.589	17.259	257.7	10	1'30.953 *	20.23*	28.470	24.842	17.404	250.5
19	1'29.091	19.158	28.115	24.613	17.205	258.9	11	1'30.112	19.307	28.486	24.899	17.420	257.1
20	1'37.154	19.170	30.563	26.191	21.230	258.3	12	1'39.827 P	19.39*	28.500	26.559	25.373	255.9
21	1'29.333	19.162	28.109	24.725	17.337	257.7	13	10'11.436	14.394	34.711	28.567	23.411	177.3
<b>21st 11 Nicolò BULEGA</b> Federal Oil Gresini M ITA							14	1'33.220 *	19.62*	28.908	25.801	18.885	252.3
Runs=1 Total laps=16 Full laps=10							15	1'30.096 *	19.45*	28.547	24.825	17.272	254.7
1	1'50.523	12.796	33.838	26.351	18.111	216.0	16	1'29.312 *	19.28*	28.094	24.722	17.213	255.9
2	1'35.048	19.726	32.789	25.022	17.511	252.3	17	1'29.361	19.237	28.012	24.751	17.361	256.5
3	1'30.690 *	19.437	28.808	24.958*	17.487	253.5	18	1'29.235 *	19.29*	28.005	24.672	17.264	256.5
4	1'29.961	19.351	28.483	24.737	17.390	254.1	19	1'29.193	19.283	28.020	24.647	17.243	255.9
5	1'34.120 *	20.37*	31.365	24.876*	17.502	221.7	20	1'29.541	19.277	28.052	24.816	17.396	258.3
6	1'30.120	19.463	28.400	24.900	17.357	254.7	21	1'29.808 *	19.280	28.170	24.848	17.510*	260.2
7	1'30.057 *	19.382	28.417	24.852*	17.406	254.1	<b>24th 14 Tony ARBOLINO</b> Liqui Moly Intact GP ITA						
8	1'41.658 P	20.20*	31.517	25.254	24.681	243.2	Runs=1 Total laps=18 Full laps=8						
9	17'57.861	13.770	34.074	25.639	17.437	215.1	1	2'34.414	10.407	31.780	25.935	18.411	252.9
10	1'29.493	19.345	28.218	24.707	17.223	253.5	2	1'31.402	19.239	29.654	24.947	17.562	259.6
11	1'29.823	19.190	28.192	24.799	17.642	257.1	3	1'29.291	19.117	28.125	24.697	17.352	260.8
12	1'34.882	19.365	31.735	26.360	17.422	260.2							

**Fastest Lap:** Remy GARDNER Red Bull KTM Ajo AUS 1'28.153 18.974 27.776 24.313 17.090

These data/results cannot be reproduced, stored and/or transmitted in whole or in part by any manner of electronic, mechanical, photocopying, recording, broadcasting or otherwise now known or herein after developed without the previous express consent by the copyright owner, except for reproduction in daily press and regular printed publications on sale to the public within 60 days of the event related to those data/results and always provided that copyright symbol appears together as follows below.  
© DORNA, 2021





# Free Practice Nr. 3

# Moto2

Lap	Lap Time	T1	T2	T3	T4	Speed	Lap	Lap Time	T1	T2	T3	T4	Speed
4	<b>1'29.223</b>	19.020	28.181	24.739	17.283	261.5	19	<b>1'30.972</b>	19.284	28.393	25.618	17.677	254.7
5	1'31.108 *	19.083	29.231	25.361	17.433*	259.6	20	<b>1'30.702</b>	19.313	28.273	25.346	17.770	254.1
6	1'33.456 *	19.19*	28.149	27.334	18.781	259.6	<b>27th 6 Cameron BEAUBIE</b> American Racing USA						
7	<b>1'29.582</b>	19.201	28.134	24.873	17.374	260.2	Runs=1	Total laps=21	Full laps=17				
8	1'37.755 *	19.78*	28.634	27.871*	21.463	254.1	1	2'18.875	16.344	32.919	26.511	18.167	160.4
9	1'39.766 P	19.274	28.430	25.413	26.649	259.6	2	<b>1'37.595</b>	19.790	32.464	26.952	18.389	254.7
10	13'04.086	10.899	30.284	26.805	17.598	247.7	3	<b>1'34.506</b>	19.583	28.433	26.628	19.862	255.9
11	1'31.403 *	19.42*	29.505	24.988	17.482	257.1	4	<b>1'30.029</b>	19.195	28.395	24.969	17.470	257.7
12	1'29.853 *	19.204	28.271	24.894*	17.484	260.2	5	<b>1'29.575</b>	19.240	28.056	24.931	17.348	257.1
13	<b>1'29.924</b>	19.151	28.346	24.937	17.490	260.2	6	1'33.686 *	19.79*	28.434	25.939	19.523*	253.5
14	1'33.291 *	19.273	31.340	25.103*	17.575	259.6	7	<b>1'30.600</b>	19.226	28.336	24.972	18.066	259.6
15	<b>1'30.166</b>	19.346	28.214	25.087	17.519	258.9	8	<b>1'30.430</b>	19.318	28.180	25.158	17.774	258.3
16	1'36.850 *	19.32*	28.488	25.368	23.667	257.7	9	<b>1'29.830</b>	19.224	28.301	24.895	17.410	260.2
17	<b>1'30.890</b>	19.340	28.847	25.125	17.578	259.6	10	<b>1'29.927</b>	19.172	28.281	25.070	17.404	257.7
18	<b>1'30.213</b>	19.249	28.354	25.079	17.531	259.6	11	4'15.745 P	19.339	3'02.527	28.678	25.201	260.2
<b>25th 55 Hafizh SYAHRIN</b> NTS RW Racing GP MAL							12	7'14.268	12.662	30.098	25.662	17.687	243.7
Runs=2	Total laps=17	Full laps=12					13	<b>1'30.199</b>	19.398	28.260	25.103	17.438	255.9
1	1'51.136	11.607	31.146	25.899	17.821	240.5	14	<b>1'33.194</b>	19.225	29.094	26.467	18.408	258.3
2	<b>1'31.868</b>	19.478	29.783	25.073	17.534	255.3	15	<b>1'29.721</b>	19.208	28.425	24.741	17.347	258.9
3	<b>1'29.695</b>	19.213	28.294	24.782	17.406	257.7	16	<b>1'31.817</b>	19.209	28.100	26.271	18.237	259.6
4	<b>1'30.007</b>	19.321	28.414	24.831	17.441	255.3	17	<b>1'31.282</b>	19.161	28.374	25.749	17.998	260.8
5	<b>1'29.980</b>	19.269	28.200	24.963	17.548	255.9	18	<b>1'31.480</b>	19.108	28.327	25.447	18.598	259.6
6	<b>1'47.517</b>	24.497	38.175	26.185	18.660	188.1	19	<b>1'31.417</b>	19.157	28.295	25.589	18.376	257.7
7	<b>1'30.328</b>	19.314	28.486	25.003	17.525	256.5	20	<b>1'29.524</b>	19.146	28.194	24.809	17.375	260.2
8	1'38.280 P	19.237	28.689	24.968	25.386	257.7	21	<b>1'50.757</b>	19.173	28.141	24.910	38.533	259.6
9	11'35.660	11.940	29.835	25.792	17.795	241.6	<b>28th 70 Barry BALTUS</b> NTS RW Racing GP BEL						
10	<b>1'30.770</b>	19.491	28.524	25.197	17.558	252.3	Runs=1	Total laps=20	Full laps=13				
11	1'39.100 P	19.490	28.615	25.337	25.658	252.9	1	2'00.049	10.768	29.589	25.328	17.646	247.7
12	5'43.027 *	11.943	36.106	32.316	20.840*	215.1	2	1'31.132 *	19.506	29.028	24.885*	17.713	256.5
13	<b>1'29.850</b>	19.385	28.238	24.823	17.404	255.3	3	<b>1'31.081</b>	19.469	28.618	25.077	17.917	255.9
14	<b>1'29.447</b>	19.225	28.109	24.787	17.326	255.9	4	<b>1'30.470</b>	19.502	28.714	24.841	17.413	255.3
15	<b>1'29.562</b>	19.235	28.125	24.773	17.429	254.7	5	<b>1'30.246</b>	19.371	28.569	24.874	17.432	254.1
16	<b>1'43.984</b>	19.260	36.892	29.383	18.449	256.5	6	<b>1'30.167</b>	19.460	28.317	24.883	17.507	252.9
17	<b>1'29.847</b>	19.365	28.135	24.926	17.421	254.7	7	1'30.027 *	19.328	28.293	24.963*	17.443	253.5
<b>26th 24 Simone CORSI</b> MV Agusta Forward R ITA							8	<b>1'30.143</b>	19.415	28.383	24.897	17.448	254.1
Runs=2	Total laps=20	Full laps=12					9	<b>1'30.305</b>	19.372	28.823	24.805	17.305	252.9
1	1'59.144	12.275	32.988	26.368	18.637	238.9	10	<b>1'29.911</b>	19.298	28.350	24.868	17.395	253.5
2	1'33.253 *	19.854	30.101	25.451	17.847*	252.3	11	1'37.074 P	19.331	28.242	25.628	23.873	254.1
3	<b>1'31.270</b>	19.519	28.891	25.194	17.666	254.1	12	11'49.522 *	10.913	29.342	25.141*	17.550*	246.5
4	<b>1'30.647</b>	19.414	28.532	25.067	17.634	254.1	13	1'29.741 *	19.44*	28.211	24.736	17.345	254.1
5	<b>1'31.518</b>	19.408	28.521	25.911	17.678	254.7	14	<b>1'29.572</b>	19.339	28.165	24.792	17.276	255.3
6	<b>1'30.533</b>	19.299	28.471	25.138	17.625	255.9	15	1'29.409 *	19.266	28.063	24.799*	17.281	254.7
7	<b>1'30.887</b>	19.371	28.474	25.178	17.864	254.7	16	<b>1'30.377</b>	19.510	28.394	25.078	17.395	247.1
8	1'38.558 P	19.540	28.539	25.933	24.546	252.3	17	<b>1'30.079</b>	19.411	28.507	24.853	17.308	254.1
9	8'56.443	11.044	29.937	25.606	17.782	245.4	18	<b>1'29.615</b>	19.300	28.178	24.815	17.322	256.5
10	<b>1'31.325</b>	19.567	28.692	25.367	17.699	251.1	19	<b>1'29.598</b>	19.230	28.226	24.831	17.311	256.5
11	1'30.992 *	19.412	28.584	25.293	17.703*	252.3	20	<b>1'30.042</b>	19.195	28.127	25.024	17.696	255.9
12	1'36.608 P	19.430	28.452	26.008	22.718	252.3	<b>29th 5 Yari MONTELLA</b> Lightech Speed Up ITA						
13	4'13.199	13.533	30.317	25.516	17.792	210.5	Runs=2	Total laps=18	Full laps=9				
14	<b>1'34.160</b>	19.525	30.354	26.308	17.973	252.9	1	1'59.340	11.706	30.644	25.809	18.950	235.2
15	1'29.905 *	19.28*	28.218	24.881	17.519	255.3	2	<b>1'31.805</b>	19.793	29.037	25.270	17.705	257.1
16	<b>1'32.729</b>	19.309	28.552	26.703	18.165	255.9	3	<b>1'30.866</b>	19.361	28.466	25.294	17.745	254.7
17	<b>1'31.341</b>	19.320	29.440	24.904	17.677	258.9	4	1'35.321 *	19.515	30.095	28.228*	17.483	255.3
18	<b>1'29.491</b>	19.248	28.072	24.785	17.386	255.9							

**Fastest Lap:** Remy GARDNER Red Bull KTM Ajo AUS **1'28.153** 18.974 27.776 24.313 17.090

These data/results cannot be reproduced, stored and/or transmitted in whole or in part by any manner of electronic, mechanical, photocopying, recording, broadcasting or otherwise now known or herein after developed without the previous express consent by the copyright owner, except for reproduction in daily press and regular printed publications on sale to the public within 60 days of the event related to those data/results and always provided that copyright symbol appears together as follows below.  
© DORNA, 2021

Official MotoGP Timing by TISSOT  
www.motogp.com

Spielberg, Saturday, August 14, 2021

Page 6 of 7



# Free Practice Nr. 3

Moto2

Lap	Lap Time	T1	T2	T3	T4	Speed	Lap	Lap Time	T1	T2	T3	T4	Speed
5	1'30.820 *	19.381	28.889*	25.090	17.460	255.3	14	<b>1'37.133</b>	19.394	29.035	30.085	18.619	257.7
6	<b>1'31.202</b>	19.444	28.961	25.179	17.618	254.7	15	<b>1'30.294</b>	<b>19.286</b>	28.477	<b>24.909</b>	17.622	260.2
7	<b>1'30.795</b>	19.538	28.528	25.214	17.515	254.1	16	<b>1'30.763</b>	19.356	<b>28.430</b>	25.171	17.806	259.6
8	<b>1'30.732</b>	19.346	28.678	25.125	17.583	254.7	17	<b>1'33.571</b>	19.846	29.227	25.336	19.162	244.3
9	<b>1'30.572</b>	<b>19.277</b>	28.635	25.171	17.489	254.1	18	<b>1'33.907</b>	19.408	30.847	25.730	17.922	257.7
10	<b>1'30.669</b>	19.469	28.668	25.035	17.497	253.5	19	<b>1'31.322</b>	19.477	28.751	25.289	17.805	257.1
11	1'38.169 P	19.404	28.490	25.320	24.955	254.1	20	<b>1'30.610</b>	19.583	28.437	24.970	<b>17.620</b>	257.1
12	12'24.834	12.025	30.068	26.994	18.120	236.8							
13	1'30.620 *	19.561*	28.634	25.060	17.366	252.9							
14	<b>1'29.870</b>	19.318	<b>28.150</b>	25.028	17.374	255.9							
15	<b>1'29.671</b>	19.318	28.190	<b>24.871</b>	<b>17.292</b>	255.9							
16	1'35.864 *	20.041*	30.962	27.403	17.459	250.0							
17	1'30.136 *	19.349	28.347	25.070*	17.370	256.5							
	unfinished	19.313	28.330			255.3							

**30th 7 Lorenzo BALDA** MV Agusta Forward R ITA  
Runs=1 Total laps=23 Full laps=14

1	1'47.538	12.429	31.291	25.628	17.856	220.8
2	1'31.043 *	19.598	28.805	25.062	17.578*	249.4
3	1'30.749 *	19.670	28.559	24.978	17.542*	248.8
4	<b>1'30.723</b>	19.612	28.562	25.014	17.535	248.8
5	<b>1'30.155</b>	19.534	28.406	24.805	17.410	250.5
6	1'30.391 *	19.470	28.489	24.881	17.551*	251.1
7	<b>1'30.735</b>	19.608	28.486	24.980	17.661	253.5
8	1'30.721 *	19.569	28.529	25.053	17.570*	250.5
9	<b>1'30.575</b>	19.508	28.513	25.047	17.507	250.5
10	<b>1'30.265</b>	19.413	28.362	24.960	17.530	251.7
11	<b>1'30.682</b>	19.438	28.517	25.141	17.586	251.1
12	1'30.768 *	19.516	28.652*	25.060	17.540*	249.4
13	<b>1'30.355</b>	19.431	28.476	24.935	17.513	251.1
14	1'44.126 P	21.096	31.358	26.361	25.311	224.5
15	7'01.538	12.275	30.915	27.338	17.616	237.8
16	<b>1'30.091</b>	19.538	28.338	24.874	17.341	249.4
17	<b>1'30.058</b>	19.458	28.661	<b>24.647</b>	<b>17.292</b>	250.5
18	<b>1'35.377</b>	<b>19.257</b>	28.484	29.274	18.362	<b>255.9</b>
19	<b>1'29.848</b>	19.490	<b>28.172</b>	24.806	17.380	250.5
20	<b>1'29.695</b>	19.379	28.316	24.660	17.340	251.1
21	<b>1'29.876</b>	19.319	28.331	24.781	17.445	251.7
22	1'32.477 *	20.169	29.605	25.303*	17.400	236.3
23	<b>1'29.944</b>	19.305	28.354	24.844	17.441	254.7

**31st 29 Taiga HADA** Pertamina Mandalika JPN  
Runs=1 Total laps=20 Full laps=16

1	1'57.636	11.079	31.276	25.968	19.556	248.2
2	<b>1'31.979</b>	19.867	28.967	25.246	17.899	251.1
3	<b>1'32.718</b>	19.459	29.433	25.708	18.118	255.3
4	<b>1'31.358</b>	19.567	28.871	25.148	17.772	<b>260.2</b>
5	<b>1'31.079</b>	19.574	28.503	25.257	17.745	257.1
6	<b>1'30.781</b>	19.547	28.650	24.953	17.631	255.9
7	<b>1'31.797</b>	19.416	28.711	25.619	18.051	257.7
8	1'40.519 P	19.482	28.928	25.632	26.477	257.1
9	11'37.999	11.077	29.695	25.733	17.877	241.0
10	<b>1'30.934</b>	19.603	28.502	25.168	17.661	253.5
11	<b>1'30.715</b>	19.463	28.491	25.022	17.739	255.3
12	<b>1'32.765</b>	20.140	28.981	25.844	17.800	244.3
13	1'31.506 *	19.601*	28.494	25.672	17.734	255.3

**Fastest Lap:** Remy GARDNER Red Bull KTM Ajo AUS **1'28.153** 18.974 27.776 24.313 17.090

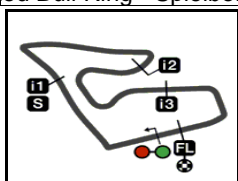
These data/results cannot be reproduced, stored and/or transmitted in whole or in part by any manner of electronic, mechanical, photocopying, recording, broadcasting or otherwise now known or herein after developed without the previous express consent by the copyright owner, except for reproduction in daily press and regular printed publications on sale to the public within 60 days of the event related to those data/results and always provided that copyright symbol appears together as follows below.  
© DORNA, 2021

Official MotoGP Timing by TISSOT  
www.motogp.com

Spielberg, Saturday, August 14, 2021

Page 7 of 7





4318 m.

# BITCI MOTORRAD GRAND PRIX VON ÖSTERREICH

## Free Practice Nr. 3

### Best Partial Times

# Moto2™

*IT* Ideal Lap Time, sum of the best partial times

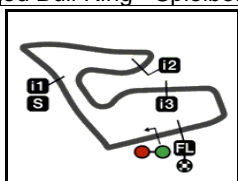
*BT* Best Lap Time

T1		T2		T3		T4				IT		BT	
Pos	Rider	Time	Rider	Time	Rider	Time	Rider	Time	Pos	Rider	IT	BT	
1	M.BEZZECCHI	18.965	C.VIETTI	27.772	R.GARDNER	24.313	S.LOWES	17.064	1	R.GARDNER	1'28.153	1'28.153	(1)
2	R.GARDNER	18.974	L.DALLA PORTA	27.776	J.DIXON	24.386	R.FERNANDEZ	17.087	2	R.FERNANDEZ	1'28.279	1'28.466	(2)
3	R.FERNANDEZ	18.988	R.FERNANDEZ	27.776	A.FERNANDEZ	24.407	R.GARDNER	17.090	3	A.FERNANDEZ	1'28.339	1'28.515	(3)
4	S.CHANTRA	19.014	A.CANET	27.776	M.RAMIREZ	24.410	A.CANET	17.115	4	M.BEZZECCHI	1'28.387	1'28.611	(5)
5	T.ARBOLINO	19.020	R.GARDNER	27.776	S.LOWES	24.418	A.FERNANDEZ	17.117	5	A.CANET	1'28.473	1'28.675	(7)
6	L.DALLA PORTA	19.025	A.FERNANDEZ	27.785	R.FERNANDEZ	24.428	M.BEZZECCHI	17.125	6	S.LOWES	1'28.508	1'28.633	(6)
7	A.ARENAS	19.026	T.LUTHI	27.819	M.BEZZECCHI	24.452	S.CHANTRA	17.133	7	A.OGURA	1'28.530	1'28.598	(4)
8	J.NAVARRO	19.028	A.OGURA	27.819	A.CANET	24.486	M.SCHROTTER	17.139	8	J.DIXON	1'28.558	1'29.043	(18)
9	A.OGURA	19.029	J.DIXON	27.825	S.MANZI	24.532	A.OGURA	17.140	9	C.VIETTI	1'28.588	1'28.766	(11)
10	A.FERNANDEZ	19.030	M.BEZZECCHI	27.845	M.SCHROTTER	24.534	C.VIETTI	17.150	10	T.LUTHI	1'28.623	1'28.780	(12)
11	C.VIETTI	19.050	S.CHANTRA	27.881	T.LUTHI	24.535	L.DALLA PORTA	17.168	11	L.DALLA POR	1'28.648	1'28.740	(10)
12	T.LUTHI	19.058	M.SCHROTTER	27.900	J.NAVARRO	24.542	N.BULEGA	17.190	12	M.SCHROTTE	1'28.663	1'28.706	(8)
13	X.VIERGE	19.059	S.LOWES	27.909	A.OGURA	24.542	J.NAVARRO	17.194	13	J.NAVARRO	1'28.685	1'28.729	(9)
14	S.MANZI	19.062	J.NAVARRO	27.921	B.BENDSNEYDE	24.553	F.DI GIANNANTO	17.198	14	S.CHANTRA	1'28.687	1'28.783	(13)
15	M.SCHROTTER	19.090	B.BENDSNEYDE	27.924	H.GARZO	24.578	T.LUTHI	17.211	15	M.RAMIREZ	1'28.750	1'28.875	(14)
16	H.GARZO	19.090	X.VIERGE	27.965	N.BULEGA	24.586	A.ARENAS	17.211	16	X.VIERGE	1'28.869	1'28.927	(16)
17	A.CANET	19.096	F.DI GIANNANTO	27.979	A.ARENAS	24.586	J.ROBERTS	17.213	17	A.ARENAS	1'28.870	1'28.882	(15)
18	C.BEAUBIER	19.108	J.ROBERTS	28.005	F.DI GIANNANTO	24.589	M.RAMIREZ	17.214	18	B.BENDSNEY	1'28.886	1'29.052	(19)
19	M.RAMIREZ	19.111	M.RAMIREZ	28.015	C.VIETTI	24.616	X.VIERGE	17.214	19	F.DI GIANNAN	1'28.924	1'29.091	(20)
20	S.LOWES	19.117	N.BULEGA	28.034	X.VIERGE	24.631	J.DIXON	17.223	20	S.MANZI	1'28.952	1'29.021	(17)
21	J.DIXON	19.124	H.GARZO	28.035	L.BALDASSARRI	24.647	S.MANZI	17.226	21	N.BULEGA	1'28.973	1'29.096	(21)
22	F.DI GIANNANTO	19.158	A.ARENAS	28.047	J.ROBERTS	24.647	B.BENDSNEYDE	17.239	22	H.GARZO	1'29.022	1'29.140	(22)
23	N.BULEGA	19.163	C.BEAUBIER	28.056	S.CHANTRA	24.659	B.BALTUS	17.276	23	J.ROBERTS	1'29.063	1'29.193	(23)
24	B.BENDSNEYDE	19.170	B.BALTUS	28.063	L.DALLA PORTA	24.679	T.ARBOLINO	17.283	24	T.ARBOLINO	1'29.125	1'29.223	(24)

These data/results cannot be reproduced, stored and/or transmitted in whole or in part by any manner of electronic, mechanical, photocopying, recording, broadcasting or otherwise now known or herein after developed without the previous express consent by the copyright owner, except for reproduction in daily press and regular printed publications on sale to the public within 60 days of the event related to those data/results and always provided that copyright symbol appears together as follows below.  
© DORNA, 2021

Official MotoGP Timing by TISSOT  
www.motogp.com





4318 m.

# BITCI MOTORRAD GRAND PRIX VON ÖSTERREICH

## Free Practice Nr. 3

### Best Partial Times

# Moto2™

*IT* Ideal Lap Time, sum of the best partial times

*BT* Best Lap Time

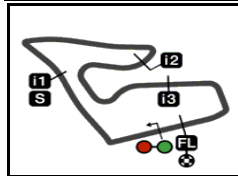
<b>T1</b>			<b>T2</b>			<b>T3</b>			<b>T4</b>				
<i>Pos</i>	<i>Rider</i>	<i>Time</i>	<i>Rider</i>	<i>Time</i>	<i>Rider</i>	<i>Time</i>	<i>Rider</i>	<i>Time</i>	<i>Pos</i>	<i>Rider</i>	<i>IT</i>	<i>BT</i>	
25	B.BALTUS	19.195	S.CORSI	28.072	T.ARBOLINO	24.697	Y.MONTELLA	17.292	25	C.BEAUBIER	1'29.252	1'29.524	(27)
26	J.ROBERTS	19.198	H.SYHRIN	28.109	B.BALTUS	24.736	L.BALDASSARRI	17.292	26	B.BALTUS	1'29.270	1'29.572	(28)
27	H.SYHRIN	19.213	T.ARBOLINO	28.125	C.BEAUBIER	24.741	H.GARZO	17.319	27	L.BALDASSARRI	1'29.368	1'29.695	(30)
28	S.CORSI	19.248	S.MANZI	28.132	H.SYHRIN	24.773	H.SYHRIN	17.326	28	H.SYHRIN	1'29.421	1'29.447	(25)
29	L.BALDASSARRI	19.257	Y.MONTELLA	28.150	S.CORSI	24.785	C.BEAUBIER	17.347	29	S.CORSI	1'29.491	1'29.491	(26)
30	Y.MONTELLA	19.277	L.BALDASSARRI	28.172	Y.MONTELLA	24.871	S.CORSI	17.386	30	Y.MONTELLA	1'29.590	1'29.671	(29)
31	T.HADA	19.286	T.HADA	28.430	T.HADA	24.909	T.HADA	17.620	31	T.HADA	1'30.245	1'30.294	(31)

These data/results cannot be reproduced, stored and/or transmitted in whole or in part by any manner of electronic, mechanical, photocopying, recording, broadcasting or otherwise now known or herein after developed without the previous express consent by the copyright owner, except for reproduction in daily press and regular printed publications on sale to the public within 60 days of the event related to those data/results and always provided that copyright symbol appears together as follows below.  
© DORNA, 2021

Official MotoGP Timing by TISSOT  
www.motogp.com








4318 m.

**BITCI MOTORRAD GRAND PRIX VON ÖSTERREICH****Free Practice Nr. 3****Fastest Laps Sequence**

<i>Practice Time</i>	 <i>Rider</i>	<i>Nation</i>	<i>Motorcycle</i>	<i>Time</i>	<i>Km/h</i>	<i>Rider's Lap</i>
<b>3'21.955</b>	64 <b>Bo BENDSNEYDER</b>	NED	KALEX	<b>1'31.955</b>	169.0	2
<b>3'23.004</b>	55 <b>Hafizh SYHRIN</b>	MAL	NTS	<b>1'31.868</b>	169.2	2
<b>3'27.577</b>	87 <b>Remy GARDNER</b>	AUS	KALEX	<b>1'29.890</b>	172.9	2
<b>3'28.253</b>	97 <b>Xavi VIERGE</b>	SPA	KALEX	<b>1'29.740</b>	173.2	2
<b>4'51.590</b>	23 <b>Marcel SCHROTTER</b>	GER	KALEX	<b>1'29.040</b>	174.5	3
<b>5'24.536</b>	35 <b>Somkiat CHANTRA</b>	THA	KALEX	<b>1'28.783</b>	175.0	3
<b>6'25.404</b>	87 <b>Remy GARDNER</b>	AUS	KALEX	<b>1'28.694</b>	175.2	4
<b>11'32.227</b>	72 <b>Marco BEZZECCHI</b>	ITA	KALEX	<b>1'28.611</b>	175.4	7
<b>34'22.121</b>	25 <b>Raul FERNANDEZ</b>	SPA	KALEX	<b>1'28.545</b>	175.5	16
<b>35'50.587</b>	25 <b>Raul FERNANDEZ</b>	SPA	KALEX	<b>1'28.466</b>	175.7	17
<b>37'09.815</b>	87 <b>Remy GARDNER</b>	AUS	KALEX	<b>1'28.153</b>	176.3	18

These data/results cannot be reproduced, stored and/or transmitted in whole or in part by any manner of electronic, mechanical, photocopying, recording, broadcasting or otherwise now known or herein after developed without the previous express consent by the copyright owner, except for reproduction in daily press and regular printed publications on sale to the public within 60 days of the event related to those data/results and always provided that copyright symbol appears together as follows below.

© DORNA, 2021

Official MotoGP Timing by TISSOT  
www.motogp.com

Spielberg, Saturday, August 14, 2021

