


4318 m.

## BITCI MOTORRAD GRAND PRIX VON ÖSTERREICH

## Free Practice Nr. 1

## Classification

3

	Rider	Nation	Team	Motorcycle	Time	Lap Total	Gap	Top Speed
1	5 Johann ZARCO	FRA	Pramac Racing	DUCATI	<b>1'22.827</b>	21 22		<b>316.7</b>
2	36 Joan MIR	SPA	Team SUZUKI ECSTAR	SUZUKI	<b>1'23.625</b>	19 20	0.798 0.798	<b>310.3</b>
3	42 Alex RINS	SPA	Team SUZUKI ECSTAR	SUZUKI	<b>1'23.730</b>	20 22	0.903 0.105	<b>308.5</b>
4	30 Takaaki NAKAGAMI	JPN	LCR Honda IDEMITSU	HONDA	<b>1'23.790</b>	20 21	0.963 0.060	<b>313.9</b>
5	41 Aleix ESPARGARO	SPA	Aprilia Racing Team Gresini	APRILIA	<b>1'23.841</b>	15 16	1.014 0.051	<b>313.9</b>
6	20 Fabio QUARTARARO	FRA	Monster Energy Yamaha MotoGP	YAMAHA	<b>1'23.865</b>	6 21	1.038 0.024	<b>307.6</b>
7	73 Alex MARQUEZ	SPA	LCR Honda CASTROL	HONDA	<b>1'23.881</b>	18 20	1.054 0.016	<b>315.7</b>
8	63 Francesco BAGNAIA	ITA	Ducati Lenovo Team	DUCATI	<b>1'23.903</b>	12 23	1.076 0.022	<b>316.7</b>
9	93 Marc MARQUEZ	SPA	Repsol Honda Team	HONDA	<b>1'23.967</b>	4 22	1.140 0.064	<b>313.0</b>
10	89 Jorge MARTIN	SPA	Pramac Racing	DUCATI	<b>1'24.044</b>	17 21	1.217 0.077	<b>313.9</b>
11	44 Pol ESPARGARO	SPA	Repsol Honda Team	HONDA	<b>1'24.097</b>	5 22	1.270 0.053	<b>317.6</b>
12	23 Enea BASTIANINI	ITA	Avintia Esponsorama	DUCATI	<b>1'24.237</b>	5 22	1.410 0.140	<b>314.8</b>
13	10 Luca MARINI	ITA	SKY VR46 Avintia	DUCATI	<b>1'24.330</b>	5 23	1.503 0.093	<b>313.0</b>
14	46 Valentino ROSSI	ITA	Petronas Yamaha SRT	YAMAHA	<b>1'24.335</b>	21 23	1.508 0.005	<b>308.5</b>
15	88 Miguel OLIVEIRA	POR	Red Bull KTM Factory Racing	KTM	<b>1'24.347</b>	6 22	1.520 0.012	<b>309.4</b>
16	33 Brad BINDER	RSA	Red Bull KTM Factory Racing	KTM	<b>1'24.492</b>	6 24	1.665 0.145	<b>315.7</b>
17	43 Jack MILLER	AUS	Ducati Lenovo Team	DUCATI	<b>1'24.528</b>	5 22	1.701 0.036	<b>316.7</b>
18	9 Danilo PETRUCCI	ITA	Tech 3 KTM Factory Racing	KTM	<b>1'24.755</b>	4 21	1.928 0.227	<b>306.8</b>
19	27 Iker LECUONA	SPA	Tech 3 KTM Factory Racing	KTM	<b>1'24.792</b>	4 21	1.965 0.037	<b>307.6</b>
20	35 Cal CRUTCHLOW	GBR	Petronas Yamaha SRT	YAMAHA	<b>1'25.295</b>	5 21	2.468 0.503	<b>305.0</b>

Practice condition: **Dry**Air: **25°**Humidity: **57%**Ground: **27°**

<b>Fastest Lap:</b>	Lap: 21	<b>Johann ZARCO</b>	<b>1'22.827</b>	187.6 Km/h
<b>Best Race Lap:</b>	2019	<b>Andrea DOVIZIOSO</b>	<b>1'23.827</b>	185.4 Km/h
<b>All Time Lap Record:</b>	2021	<b>Johann ZARCO</b>	<b>1'22.827</b>	187.6 Km/h

The results are provisional until the end of the limit for protest and appeals.

Time limit for protest expires 30' after publication of the results - ..... Time: .....

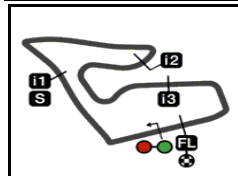
These data/results cannot be reproduced, stored and/or transmitted in whole or in part by any manner of electronic, mechanical, photocopying, recording, broadcasting or otherwise now known or herein after developed without the previous express consent by the copyright owner, except for reproduction in daily press and regular printed publications on sale to the public within 60 days of the event related to those data/results and always provided that copyright symbol appears together as follows below.

© DORNA, 2021

Official MotoGP Timing by TISSOT  
www.motogp.com

Spielberg, Friday, August 13, 2021





4318 m.

## BITCI MOTORRAD GRAND PRIX VON ÖSTERREICH

## Free Practice Nr. 1

## Top Speed &amp; Average

4



Rider	Nation	Motorcycle	Top 5 speeds					Average	Top
44 <b>Po ESPARGARO</b>	<b>SPA</b>	HONDA	317.6	315.7	315.7	315.7	314.8	315.9	<b>317.6</b>
5 <b>Johann ZARCO</b>	<b>FRA</b>	DUCATI	316.7	315.7	314.8	313.9	313.9	314.8	<b>316.7</b>
43 <b>Jack MILLER</b>	<b>AUS</b>	DUCATI	316.7	315.7	314.8	314.8	313.9	315.2	<b>316.7</b>
63 <b>Francesco BAGNAIA</b>	<b>ITA</b>	DUCATI	316.7	315.7	315.7	314.8	314.8	315.5	<b>316.7</b>
33 <b>Brad BINDER</b>	<b>RSA</b>	KTM	315.7	313.9	313.0	312.1	312.1	313.2	<b>315.7</b>
73 <b>Alex MARQUEZ</b>	<b>SPA</b>	HONDA	315.7	314.8	313.0	313.0	312.1	313.7	<b>315.7</b>
23 <b>Enea BASTIANINI</b>	<b>ITA</b>	DUCATI	314.8	313.9	313.0	312.1	311.2	312.5	<b>314.8</b>
30 <b>Takaaki NAKAGAMI</b>	<b>JPN</b>	HONDA	313.9	312.1	311.2	311.2	311.2	311.9	<b>313.9</b>
41 <b>Aleix ESPARGARO</b>	<b>SPA</b>	APRILIA	313.9	312.1	311.2	311.2	310.3	311.5	<b>313.9</b>
89 <b>Jorge MARTIN</b>	<b>SPA</b>	DUCATI	313.9	313.9	313.0	313.0	313.0	313.3	<b>313.9</b>
10 <b>Luca MARINI</b>	<b>ITA</b>	DUCATI	313.0	312.1	311.2	310.3	310.3	311.2	<b>313.0</b>
93 <b>Marc MARQUEZ</b>	<b>SPA</b>	HONDA	313.0	310.3	310.3	310.3	310.3	310.8	<b>313.0</b>
36 <b>Joan MIR</b>	<b>SPA</b>	SUZUKI	310.3	309.4	309.4	309.4	308.5	309.1	<b>310.3</b>
88 <b>Miguel OLIVEIRA</b>	<b>POR</b>	KTM	309.4	309.4	309.4	309.4	309.4	309.4	<b>309.4</b>
42 <b>Alex RINS</b>	<b>SPA</b>	SUZUKI	308.5	308.5	308.5	308.5	307.6	308.0	<b>308.5</b>
46 <b>Valentino ROSSI</b>	<b>ITA</b>	YAMAHA	308.5	307.6	305.9	305.9	304.2	305.4	<b>308.5</b>
20 <b>Fabio QUARTARARO</b>	<b>FRA</b>	YAMAHA	307.6	306.8	306.8	306.8	305.9	306.4	<b>307.6</b>
27 <b>Iker LECUONA</b>	<b>SPA</b>	KTM	307.6	306.8	305.9	305.9	304.2	305.8	<b>307.6</b>
9 <b>Danilo PETRUCCI</b>	<b>ITA</b>	KTM	306.8	305.9	305.9	305.0	305.0	305.6	<b>306.8</b>
35 <b>Cal CRUTCHLOW</b>	<b>GBR</b>	YAMAHA	305.0	304.2	304.2	304.2	303.3	304.2	<b>305.0</b>

These data/results cannot be reproduced, stored and/or transmitted in whole or in part by any manner of electronic, mechanical, photocopying, recording, broadcasting or otherwise now known or herein after developed without the previous express consent by the copyright owner, except for reproduction in daily press and regular printed publications on sale to the public within 60 days of the event related to those data/results and always provided that copyright symbol appears together as follows below.

© DORNA, 2021

Official MotoGP Timing by TISSOT  
www.motogp.com



Spielberg, Friday, August 13, 2021



# Free Practice Nr. 1

MotoGP

Lap	Lap Time	T1	T2	T3	T4	Speed	Lap	Lap Time	T1	T2	T3	T4	Speed
Run # 3	Front Tyre	Slick-Soft		Rear Tyre	Slick-Soft		9	12'38.001	10.949	28.495	24.642	17.619	278.3
		New Tyre			New Tyre		10	<b>1'25.885</b>	17.941	27.081	24.183	16.680	305.9
18	8'38.367	11.952	28.031	24.666	16.653	291.8	11	<b>1'24.217</b>	17.390	26.566	23.849	16.412	308.5
19	<b>1'24.266</b>	17.397	26.569	23.838	16.462	307.6	12	1'30.690 *	20.085*	30.235	23.865	16.505	268.6
20	<b>1'23.730</b>	17.291	<b>26.385</b>	23.712	<b>16.342</b>	307.6	13	<b>1'29.380</b>	17.436	29.132	25.538	17.274	307.6
21	<b>1'23.881</b>	17.275	26.452	23.732	16.422	308.5	14	1'27.803 *	17.362*	29.340	24.621	16.480	309.4
22	<b>1'24.081</b>	<b>17.233</b>	26.493	23.873	16.482	307.6	15	<b>1'23.841</b>	<b>17.289</b>	<b>26.362</b>	23.784	<b>16.406</b>	311.2
							16	<b>1'30.685</b>	17.366	31.910	24.793	16.616	<b>313.9</b>

**4th 30 Takaaki NAKAGAMI** HONDA JPN  
LCR Honda IDEMITSU  
Runs=2 Total laps=21 Full laps=14

Run #	1	Front Tyre	Slick-Soft	Rear Tyre	Slick-Medium	Speed
			New Tyre		New Tyre	
1	1'51.897	11.908	31.469	26.214	17.559	250.0
2	<b>1'25.743</b>	17.855	27.193	24.223	16.472	309.4
3	<b>1'24.217</b>	17.368	26.547	23.806	16.496	310.3
4	<b>1'23.966</b>	17.280	26.535	23.788	16.363	309.4
5	<b>1'23.810</b>	17.257	<b>26.381</b>	23.793	16.379	309.4
6	1'39.539 P	17.313	30.062	29.028	23.136	309.4

Run #	2	Front Tyre	Slick-Soft	Rear Tyre	Slick-Medium	Speed
			6 Laps at start		6 Laps at start	
7	9'25.456	10.514	29.440	25.804	17.067	276.2
8	<b>1'25.436</b>	17.663	26.928	24.292	16.553	306.8
9	1'25.264 *	17.817*	26.927	24.049	16.471	298.3
10	<b>1'24.415</b>	17.442	26.577	23.984	16.412	311.2
11	<b>1'30.429</b>	17.307	27.916	28.459	16.747	311.2
12	<b>1'24.577</b>	17.411	26.708	23.962	16.496	311.2
13	<b>1'24.419</b>	17.394	26.661	23.911	16.453	308.5
14	<b>1'25.362</b>	17.341	27.237	24.250	16.534	<b>313.9</b>
15	1'32.056 P	17.673*	26.969	24.877	22.537	307.6

Run #	3	Front Tyre	Slick-Soft	Rear Tyre	Slick-Medium	Speed
			New Tyre		New Tyre	
16	8'51.816	12.207	30.782	25.430	16.804	252.9
17	<b>1'25.119</b>	17.599	26.774	24.286	16.460	306.8
18	1'30.085 *	20.455*	28.306	24.685	16.639	224.5
19	<b>1'24.821</b>	17.304	27.009	24.190	16.318	308.5
20	<b>1'23.790</b>	17.329	26.413	<b>23.732</b>	<b>16.316</b>	310.3
21	<b>1'24.323</b>	<b>17.159</b>	26.516	24.020	16.628	312.1

**5th 41 Aleix ESPARGARO** APRILIA SPA  
Aprilia Racing Team Gresini  
Runs=2 Total laps=16 Full laps=10

Run #	1	Front Tyre	Slick-Medium	Rear Tyre	Slick-Medium	Speed
			New Tyre		New Tyre	
1	2'13.348	10.098	30.359	27.374	17.396	271.3
2	<b>1'25.926</b>	17.735	27.418	24.139	16.634	305.9
3	<b>1'24.468</b>	17.436	26.681	23.896	16.455	308.5
4	<b>1'24.175</b>	17.449	26.445	<b>23.761</b>	16.520	310.3
5	<b>1'24.172</b>	17.302	26.540	23.840	16.490	311.2
6	<b>1'34.711</b>	17.302	34.093	26.349	16.967	312.1
7	1'39.798 P	17.369	32.787	25.704	23.938	310.3

Run #	2	Front Tyre	Slick-Hard	Rear Tyre	Slick-Medium	Speed
			New Tyre		New Tyre	
8	11'07.555 P	9.960	29.072	25.584	38.755	281.2
Run # 3	Front Tyre	Slick-Hard	Rear Tyre	Slick-Medium	Speed	
		1 Laps at start		1 Laps at start		

**6th 20 Fabio QUARTARARO** YAMAHA FRA  
Monster Energy Yamaha MotoGP  
Runs=2 Total laps=21 Full laps=15

Run #	1	Front Tyre	Slick-Soft	Rear Tyre	Slick-Medium	Speed
			New Tyre		New Tyre	
1	2'45.098	10.171	29.843	25.356	17.193	275.5
2	<b>1'25.499</b>	17.691	27.074	24.049	16.685	305.0
3	<b>1'24.451</b>	17.423	26.760	23.776	16.492	305.0
4	<b>1'24.139</b>	17.494	26.431	23.776	16.438	304.2
5	<b>1'24.134</b>	17.450	26.574	<b>23.728</b>	16.382	306.8
6	<b>1'23.865</b>	17.403	<b>26.328</b>	23.733	16.401	<b>307.6</b>
7	<b>1'23.894</b>	<b>17.378</b>	26.402	23.779	<b>16.335</b>	306.8
8	1'37.360 P	17.989	30.105	25.596	23.670	276.9

Run #	2	Front Tyre	Slick-Soft	Rear Tyre	Slick-Medium	Speed
			8 Laps at start		8 Laps at start	
9	9'05.839	10.221	29.285	27.268	17.291	284.9
10	<b>1'25.260</b>	17.593	26.832	24.217	16.618	304.2
11	<b>1'24.607</b>	17.427	26.626	24.004	16.550	305.0
12	<b>1'24.254</b>	17.440	26.466	23.917	16.431	305.0
13	<b>1'24.395</b>	17.413	26.647	23.858	16.477	305.9
14	<b>1'24.338</b>	17.492	26.505	23.923	16.418	305.9
15	<b>1'24.357</b>	17.395	26.559	23.944	16.459	306.8
16	1'34.381 P	17.493	27.236	26.256	23.396	305.9

Run #	3	Front Tyre	Slick-Soft	Rear Tyre	Slick-Medium	Speed
			16 Laps at start		16 Laps at start	
17	6'32.501	11.019	28.419	25.459	16.873	287.2
18	<b>1'24.977</b>	17.516	26.974	24.016	16.471	305.9
19	1'24.587 *	17.520	26.546	24.026	16.495*	304.2
20	<b>1'24.385</b>	17.436	26.590	23.917	16.442	305.9
21	<b>3'22.847</b>	17.466	26.591	24.046	2'14.744	304.2

**7th 73 Alex MARQUEZ** HONDA SPA  
LCR Honda CASTROL  
Runs=2 Total laps=20 Full laps=14

Run #	1	Front Tyre	Slick-Soft	Rear Tyre	Slick-Medium	Speed
			New Tyre		New Tyre	
1	1'55.253	11.678	32.047	25.930	17.913	247.7
2	<b>1'25.862</b>	17.751	27.381	24.073	16.657	309.4
3	<b>1'24.185</b>	17.331	26.682	23.718	16.454	313.0
4	<b>1'24.125</b>	17.373	26.648	<b>23.652</b>	16.452	314.8
5	<b>1'25.728</b>	17.335	27.737	24.119	16.537	<b>315.7</b>
6	<b>1'24.165</b>	17.353	26.454	23.899	16.459	313.0
7	1'34.992 P	19.620*	27.610	24.444	23.318	259.6

Run #	2	Front Tyre	Slick-Soft	Rear Tyre	Slick-Medium	Speed
			7 Laps at start		7 Laps at start	
8	8'13.179	10.766	29.845	25.511	16.974	279.7
9	<b>1'25.974</b>	17.597	26.951	24.635	16.791	306.8

**Fastest Lap:** Johann ZARCO Pramac Racing FRA **1'22.827** 16.975 26.108 23.567 16.177

These data/results cannot be reproduced, stored and/or transmitted in whole or in part by any manner of electronic, mechanical, photocopying, recording, broadcasting or otherwise now known or herein after developed without the previous express consent by the copyright owner, except for reproduction in daily press and regular printed publications on sale to the public within 60 days of the event related to those data/results and always provided that copyright symbol appears together as follows below.  
© DORNA, 2021



# Free Practice Nr. 1

MotoGP

Lap	Lap Time	T1	T2	T3	T4	Speed	Lap	Lap Time	T1	T2	T3	T4	Speed	
10	1'25.185	17.476	26.920	24.046	16.743	309.4	5	1'24.297	17.388	26.507	23.926	16.476	310.3	
11	1'24.626	17.324	26.658	24.058	16.586	309.4	6	1'26.659	17.277	27.068	25.140	17.174	309.4	
12	1'24.916	17.416	26.654	24.189	16.657	309.4	7	1'24.378	*	17.334	26.388	24.028*	16.628	308.5
13	1'29.675	17.401	31.238	24.337	16.699	309.4	8	1'35.696	P	19.956*	28.109	24.973	22.658	257.7
14	1'37.508	P	19.777*	29.458	25.122	23.151	187.8							

**8th** **63** **Francesco BAGNAIA** DUCATI ITA  
Ducati Lenovo Team

Runs=2 Total laps=23 Full laps=17

Run #	1	Front Tyre	Slick-Medium	Rear Tyre	Slick-Medium	Speed	
			New Tyre		New Tyre		
1	1'55.082	11.104	31.078	25.808	17.338	255.9	
2	1'25.404	17.567	26.910	24.236	16.691	312.1	
3	1'24.633	17.311	26.793	24.078	16.451	313.9	
4	1'24.167	17.195	26.605	23.971	16.396	315.7	
5	1'24.002	17.241	26.494	23.845	16.422	316.7	
6	1'24.485	17.229	26.769	24.066	16.421	315.7	
7	1'24.489	17.378	26.666	23.963	16.482	312.1	
8	1'38.619	P	22.449*	28.584	24.880	22.706	231.2

Run #	2	Front Tyre	Slick-Medium	Rear Tyre	Slick-Medium	Speed	
			8 Laps at start		8 Laps at start		
9	6'52.601	10.697	28.686	25.196	16.931	281.9	
10	1'24.525	17.323	26.626	24.084	16.492	311.2	
11	1'24.203	17.253	26.576	23.898	16.476	312.1	
12	1'23.903	17.132	26.407	23.941	16.423	314.8	
13	1'29.612	*	20.913*	27.892	24.297	16.510	251.7
14	1'24.368	17.239	26.570	23.985	16.574	313.9	
15	1'37.979	P	17.294	32.734	25.268	22.683	313.0

Run #	3	Front Tyre	Slick-Medium	Rear Tyre	Slick-Medium	Speed
			15 Laps at start		15 Laps at start	
16	8'52.827	10.575	27.901	24.807	16.807	300.8
17	1'24.666	17.319	26.723	24.106	16.518	313.0
18	1'24.398	17.333	26.612	23.987	16.466	313.0
19	1'24.398	17.260	26.612	23.995	16.531	313.0
20	1'24.580	17.215	26.738	24.040	16.587	314.8
21	1'24.851	17.412	26.687	24.175	16.577	310.3
22	1'24.731	17.293	26.795	24.012	16.631	313.9
23	1'24.847	17.329	26.793	24.091	16.634	312.1

**9th** **93** **Marc MARQUEZ** HONDA SPA  
Repsol Honda Team

Runs=2 Total laps=22 Full laps=13

Run #	1	Front Tyre	Slick-Medium	Rear Tyre	Slick-Medium	Speed
			New Tyre		New Tyre	
1	2'02.105	10.784	29.996	25.938	17.299	282.7
2	1'27.755	17.702	27.227	25.824	17.002	308.5
3	1'24.649	17.484	26.547	24.086	16.532	310.3
4	1'23.967	17.281	26.368	23.906	16.412	313.0

**Run # 2** Front Tyre Slick-Medium Rear Tyre Slick-Medium  
8 Laps at start 8 Laps at start

9	9'30.614	10.997	28.817	25.405	17.017	287.2	
10	1'25.549	17.477	26.929	24.379	16.764	309.4	
11	1'25.297	17.378	27.029	24.238	16.652	309.4	
12	1'24.564	17.319	26.611	24.104	16.530	308.5	
13	1'27.922	17.414	26.991	25.500	18.017	310.3	
14	1'24.815	17.516	26.552	24.164	16.583	307.6	
15	1'24.742	17.397	26.637	24.161	16.547	309.4	
16	1'24.395	17.356	26.471	24.059	16.509	310.3	
17	1'36.609	P	17.790	30.079	25.504	23.236	305.9

**Run # 3** Front Tyre Slick-Medium Rear Tyre Slick-Medium  
17 Laps at start 17 Laps at start

18	6'29.168	11.036	28.231	25.337	16.796	294.2	
19	1'25.230	17.451	26.851	24.295	16.633	308.5	
20	1'25.142	*	17.534	26.648	24.241	16.719*	308.5
21	1'29.721	*	18.278	28.545*	25.828	17.070	278.3
22	1'27.142	*	18.995*	27.162	24.287	16.698	299.1

**10th** **89** **Jorge MARTIN** DUCATI SPA  
Pramac Racing

Runs=2 Total laps=21 Full laps=14

Run #	1	Front Tyre	Slick-Soft	Rear Tyre	Slick-Medium	Speed	
			New Tyre		New Tyre		
1	2'51.553	10.107	29.494	25.299	17.102	288.0	
2	1'25.363	17.477	26.841	24.233	16.812	309.4	
3	1'24.561	17.349	26.551	24.053	16.608	311.2	
4	1'24.237	17.356	26.474	23.917	16.490	312.1	
5	1'24.047	17.271	26.390	23.855	16.531	312.1	
6	1'34.703	P	17.246	29.084	24.835	23.538	313.0

**Run # 2** Front Tyre Slick-Soft Rear Tyre Slick-Medium  
6 Laps at start 6 Laps at start

7	8'19.003	10.817	28.342	24.926	16.802	289.5	
8	1'24.860	17.423	26.771	24.049	16.617	308.5	
9	1'24.501	17.302	26.654	24.061	16.484	310.3	
10	1'24.480	*	17.346	26.589	24.066*	16.479	311.2
11	1'24.941	17.322	26.473	24.327	16.819	312.1	
12	1'24.622	17.301	26.692	24.078	16.551	311.2	
13	1'24.762	17.329	26.627	24.104	16.702	311.2	
14	1'37.432	P	19.636	28.152	25.720	23.924	288.7

**Run # 3** Front Tyre Slick-Medium Rear Tyre Slick-Medium  
New Tyre 14 Laps at start

15	9'01.128	10.713	28.130	25.002	16.903	292.6	
16	1'24.590	17.286	26.642	24.132	16.530	313.0	
17	1'24.044	17.210	26.400	24.007	16.427	313.9	
18	1'24.083	*	17.160	26.513	23.916	16.494*	313.9
19	1'34.601	17.298	30.717	27.638	18.948	310.3	
20	1'24.322	17.290	26.509	24.008	16.515	313.0	
21	1'24.941	17.209	26.668	24.536	16.528	313.0	

**Fastest Lap:** Johann ZARCO Pramac Racing FRA 1'22.827 16.975 26.108 23.567 16.177

These data/results cannot be reproduced, stored and/or transmitted in whole or in part by any manner of electronic, mechanical, photocopying, recording, broadcasting or otherwise now known or herein after developed without the previous express consent by the copyright owner, except for reproduction in daily press and regular printed publications on sale to the public within 60 days of the event related to those data/results and always provided that copyright symbol appears together as follows below.  
© DORNA, 2021



# Free Practice Nr. 1

# MotoGP

Lap	Lap Time	T1	T2	T3	T4	Speed	Lap	Lap Time	T1	T2	T3	T4	Speed	
<b>11th</b>	<b>44</b>	<b>Po ESPARGARO</b>				HONDA SPA		17	<b>1'34.575</b>	17.443	32.590	25.564	18.978	307.6
		Repsol Honda Team						18	<b>1'24.744</b>	17.288	26.629	24.317	16.510	313.0
		Runs=2 Total laps=22 Full laps=15						19	1'27.169 *	18.945*	27.309	24.307	16.608	293.4
<b>Run #</b>	<b>1</b>	<b>Front Tyre</b>	<b>Slick-Soft</b>	<b>Rear Tyre</b>	<b>Slick-Medium</b>		<b>Run #</b>	<b>1</b>	<b>Front Tyre</b>	<b>Slick-Medium</b>	<b>Rear Tyre</b>	<b>Slick-Medium</b>		
		<b>New Tyre</b>		<b>New Tyre</b>					<b>New Tyre</b>		<b>New Tyre</b>			
1	1'52.649	14.507	31.123	26.172	17.374	270.6	1	1'52.775	11.404	31.535	26.161	17.341	244.8	
2	<b>1'26.006</b>	17.740	27.376	24.255	16.635	313.0	2	<b>1'26.164</b>	17.846	27.254	24.438	16.626	<b>313.0</b>	
3	<b>1'24.185</b>	17.355	26.612	23.736	16.482	313.0	3	1'25.212 *	17.409	26.730	23.987	17.086*	312.1	
4	<b>1'27.396</b>	17.349	29.693	23.919	<b>16.435</b>	<b>317.6</b>	4	<b>1'24.531</b>	17.440	26.656	24.003	<b>16.432</b>	311.2	
5	<b>1'24.097</b>	17.289	<b>26.560</b>	<b>23.723</b>	16.525	315.7	5	<b>1'24.330</b>	17.385	<b>26.589</b>	23.921	16.435	308.5	
6	<b>1'24.195</b>	<b>17.280</b>	26.561	23.801	16.553	314.8	6	<b>1'24.966</b>	17.451	26.918	24.099	16.498	307.6	
7	1'36.495 P	20.603	28.348	24.722	22.822	260.8	7	<b>1'24.428</b>	17.430	26.646	<b>23.847</b>	16.505	310.3	
<b>Run #</b>	<b>2</b>	<b>Front Tyre</b>	<b>Slick-Soft</b>	<b>Rear Tyre</b>	<b>Slick-Medium</b>		<b>Run #</b>	<b>2</b>	<b>Front Tyre</b>	<b>Slick-Medium</b>	<b>Rear Tyre</b>	<b>Slick-Medium</b>		
		<b>7 Laps at start</b>		<b>7 Laps at start</b>					<b>8 Laps at start</b>		<b>8 Laps at start</b>			
8	8'03.352	10.221	28.237	24.637	17.040	298.3	8	1'36.710 P	19.621*	29.153	24.709	23.227	246.5	
9	<b>1'25.392</b>	17.572	26.919	24.279	16.622	311.2	9	7'16.219	15.745	31.082	24.889	16.905	216.4	
10	<b>1'24.566</b>	17.388	26.745	23.945	16.488	313.0	10	<b>1'25.322</b>	17.598	27.162	24.118	16.444	308.5	
11	<b>1'24.450</b>	17.280	26.727	23.860	16.583	315.7	11	<b>1'24.765</b>	17.499	26.741	24.070	16.455	305.0	
12	<b>1'24.737</b>	17.358	26.724	24.002	16.653	315.7	12	<b>1'24.806</b>	17.499	26.678	24.100	16.529	306.8	
13	1'28.586 *	20.611	27.298	24.028	16.649*	269.3	13	<b>1'25.164</b>	17.501	26.776	24.249	16.638	306.8	
14	<b>1'24.654</b>	17.447	26.692	23.940	16.575	313.9	14	<b>1'24.944</b>	17.468	26.704	24.180	16.592	306.8	
15	1'37.992 P	19.578*	29.268	25.763	23.383	257.7	15	<b>1'24.895</b>	17.464	26.664	24.180	16.587	307.6	
<b>Run #</b>	<b>3</b>	<b>Front Tyre</b>	<b>Slick-Soft</b>	<b>Rear Tyre</b>	<b>Slick-Medium</b>		<b>Run #</b>	<b>3</b>	<b>Front Tyre</b>	<b>Slick-Medium</b>	<b>Rear Tyre</b>	<b>Slick-Medium</b>		
		<b>15 Laps at start</b>		<b>15 Laps at start</b>					<b>16 Laps at start</b>		<b>16 Laps at start</b>			
16	7'59.162	11.392	29.959	25.180	16.868	292.6	16	1'37.616 P	21.548	27.957	25.214	22.897	295.0	
17	<b>1'28.923</b>	17.572	29.662	24.856	16.833	312.1	17	8'12.289	10.414	28.084	24.757	16.687	276.9	
18	<b>1'24.933</b>	17.458	26.841	24.078	16.556	313.9	18	<b>1'25.735</b>	17.619	27.177	24.332	16.607	305.9	
19	1'24.530 *	17.326	26.681	23.954	16.569*	313.9	19	<b>1'24.811</b>	17.468	26.702	24.136	16.505	307.6	
20	<b>1'27.935</b>	19.863	27.243	24.072	16.757	253.5	20	<b>1'24.995</b>	17.350	26.792	24.142	16.711	310.3	
21	<b>1'24.952</b>	17.380	26.865	24.069	16.638	313.0	21	<b>1'32.257</b>	17.482	26.749	24.076	23.950	306.8	
22	<b>1'24.774</b>	17.321	26.684	24.039	16.730	313.9	22	<b>1'24.944</b>	17.448	26.792	24.186	16.518	310.3	
							23	<b>1'24.969</b>	<b>17.339</b>	26.799	24.197	16.634	309.4	
<b>12th</b>	<b>23</b>	<b>Enea BASTIANINI</b>				DUCATI ITA								
		Avintia Esponsorama												
		Runs=1 Total laps=22 Full laps=15												
<b>Run #</b>	<b>1</b>	<b>Front Tyre</b>	<b>Slick-Medium</b>	<b>Rear Tyre</b>	<b>Slick-Medium</b>									
		<b>New Tyre</b>		<b>New Tyre</b>										
1	2'02.042	11.702	31.469	26.077	17.303	272.7								
2	<b>1'26.398</b>	17.831	27.358	24.475	16.734	305.0								
3	<b>1'25.453</b>	17.513	27.020	24.321	16.599	307.6								
4	<b>1'24.731</b>	17.404	26.631	24.169	16.527	308.5								
5	<b>1'24.237</b>	17.369	26.547	<b>23.845</b>	16.476	<b>314.8</b>								
6	1'26.784 *	<b>17.234</b>	26.871*	25.319	17.360*	311.2								
7	<b>1'24.427</b>	17.362	26.616	24.025	<b>16.424</b>	311.2								
8	1'27.046 *	17.480	28.021	24.539	17.006*	309.4								
9	<b>1'24.546</b>	17.374	26.582	24.123	16.467	307.6								
10	<b>1'24.465</b>	17.309	<b>26.445</b>	24.195	16.516	307.6								
11	1'33.861 P	18.749*	27.373	24.523	23.216	298.3								
<b>Run #</b>	<b>2</b>	<b>Front Tyre</b>	<b>Slick-Medium</b>	<b>Rear Tyre</b>	<b>Slick-Medium</b>									
		<b>11 Laps at start</b>		<b>11 Laps at start</b>										
12	15'11.435	11.202	28.519	25.017	16.797	279.7								
13	<b>1'25.538</b>	17.878	26.702	24.462	16.496	304.2								
14	<b>1'24.753</b>	17.374	26.564	24.284	16.531	307.6								
15	<b>1'24.735</b>	17.405	26.493	24.322	16.515	306.8								
16	1'27.941 *	18.905*	27.709	24.756	16.571	276.9								
<b>14th</b>	<b>46</b>	<b>Valentino ROSSI</b>				YAMAHA ITA								
		Petronas Yamaha SRT												
		Runs=2 Total laps=23 Full laps=14												
<b>Run #</b>	<b>1</b>	<b>Front Tyre</b>	<b>Slick-Soft</b>	<b>Rear Tyre</b>	<b>Slick-Medium</b>									
		<b>New Tyre</b>		<b>New Tyre</b>										
1	2'05.045	9.919	29.549	25.950	17.412	274.8								
2	<b>1'26.174</b>	17.704	27.474	24.294	16.702	305.9								
3	1'25.151 *	17.551*	26.946	24.058	16.596	305.9								
4	<b>1'24.760</b>	17.580	26.748	23.906	16.526	304.2								
5	<b>1'24.773</b>	17.488	26.761	24.010	16.514	303.3								
6	1'24.809 *	17.511*	26.749	24.016	16.533	302.5								
7	1'37.119 P	19.316	30.489	24.637	22.677	259.6								
<b>Run #</b>	<b>2</b>	<b>Front Tyre</b>	<b>Slick-Soft</b>	<b>Rear Tyre</b>	<b>Slick-Medium</b>									
		<b>7 Laps at start</b>		<b>7 Laps at start</b>										
8	7'35.798	10.561	28.309	24.742	16.848	279.0								
9	<b>1'24.913</b>	17.584	26.892	23.950	16.487	304.2								

**Fastest Lap:** Johann ZARCO Pramac Racing FRA **1'22.827** 16.975 26.108 23.567 16.177

These data/results cannot be reproduced, stored and/or transmitted in whole or in part by any manner of electronic, mechanical, photocopying, recording, broadcasting or otherwise now known or herein after developed without the previous express consent by the copyright owner, except for reproduction in daily press and regular printed publications on sale to the public within 60 days of the event related to those data/results and always provided that copyright symbol appears together as follows below.  
© DORNA, 2021



# Free Practice Nr. 1

MotoGP

Lap	Lap Time	T1	T2	T3	T4	Speed	Lap	Lap Time	T1	T2	T3	T4	Speed
10	1'24.930	17.582	26.795	24.039	16.514	303.3	3	1'24.828	17.406	26.776	23.993	16.653	311.2
11	1'24.973	17.543	26.722	24.165	16.543	301.6	4	1'24.526	17.306	26.709	24.047	16.464	311.2
12	1'25.062	17.499	26.760	24.204	16.599	302.5	5	1'24.857	17.302	26.918	24.132	16.505	310.3
13	1'25.249 *	17.594*	26.888	24.191	16.576	304.2	6	1'24.492	17.287	26.718	23.974	16.513	311.2
14	1'25.107	17.467	26.857	24.137	16.646	302.5	7	1'24.707	17.301	26.807	24.074	16.525	311.2
15	1'36.484 P	20.870	28.300	24.823	22.491	257.7	8	1'24.974	17.400	26.889	24.132	16.553	308.5

Run #	3	Front Tyre	Slick-Medium	Rear Tyre	Slick-Medium	
			New Tyre		New Tyre	
16	7'00.446	10.574	28.960	24.696	16.690	257.7
17	1'24.747 *	17.536	26.622	24.087	16.502*	301.6
18	1'24.396	17.430	26.502	24.091	16.373	304.2
19	1'32.876	17.353	32.115	26.413	16.995	304.2
20	1'25.460	18.266	26.760	23.932	16.502	295.0
21	1'24.335	17.408	26.642	23.860	16.425	308.5
22	1'24.905	17.340	26.678	23.910	16.977	307.6
23	1'24.535	17.417	26.584	24.076	16.458	302.5

**15th 88 Miguel OLIVEIRA** KTM POR  
Red Bull KTM Factory Racing

Runs=2 Total laps=22 Full laps=14

Run #	1	Front Tyre	Slick-Medium	Rear Tyre	Slick-Medium	
			New Tyre		New Tyre	
1	2'04.265	12.153	31.482	25.805	17.253	258.9
2	1'26.312	17.746	27.422	24.402	16.742	306.8
3	1'24.824	17.414	26.935	23.952	16.523	308.5
4	1'24.554 *	17.513	26.686	23.897*	16.458	309.4
5	1'24.501	17.410	26.755	23.855	16.481	309.4
6	1'24.347	17.374	26.607	23.881	16.485	309.4
7	1'39.524 P	22.297*	29.272	24.710	23.245	233.7

Run #	2	Front Tyre	Slick-Medium	Rear Tyre	Slick-Medium	
			7 Laps at start		7 Laps at start	
8	8'26.720	12.327	28.904	24.857	16.941	283.4
9	1'25.153	17.585	27.020	24.007	16.541	307.6
10	1'29.598 *	21.120*	27.483	24.359	16.636	292.6
11	1'28.683	17.468	30.026	24.496	16.693	308.5
12	1'25.427	17.640	27.070	24.176	16.541	307.6
13	1'24.850	17.410	26.775	24.150	16.515	309.4
14	1'24.687	17.322	26.672	24.159	16.534	309.4
15	1'34.997 P	18.494	28.599	24.921	22.983	303.3

Run #	3	Front Tyre	Slick-Medium	Rear Tyre	Slick-Medium	
			15 Laps at start		15 Laps at start	
16	7'54.201	12.324	28.435	24.643	16.809	287.2
17	1'25.850	17.637	27.099	24.357	16.757	305.9
18	1'24.766	17.429	26.644	24.114	16.579	308.5
19	1'25.046	17.408	26.935	24.132	16.571	308.5
20	1'24.865	17.314	26.793	24.201	16.557	308.5
21	1'24.936	17.376	26.832	24.179	16.549	307.6
22	1'31.044 *	20.232*	28.741	24.722	17.349	292.6

**16th 33 Brad BINDER** KTM RSA  
Red Bull KTM Factory Racing

Runs=2 Total laps=24 Full laps=19

Run #	1	Front Tyre	Slick-Medium	Rear Tyre	Slick-Medium	
			New Tyre		New Tyre	
1	1'55.711	11.575	31.085	25.739	17.598	246.0
2	1'26.709	17.535	27.655	24.744	16.775	315.7

Run #	2	Front Tyre	Slick-Medium	Rear Tyre	Slick-Medium	
			9 Laps at start		9 Laps at start	
10	6'05.091	12.272	28.499	25.308	17.052	276.2
11	1'25.225	17.490	26.902	24.212	16.621	308.5
12	1'24.961	17.431	26.788	24.162	16.580	311.2
13	1'25.128	17.385	26.879	24.233	16.631	311.2
14	1'24.899	17.282	26.820	24.132	16.665	312.1
15	1'31.231	17.500	32.893	24.228	16.610	311.2
16	1'24.829	17.363	26.770	24.126	16.570	312.1
17	1'24.909	17.345	26.744	24.170	16.650	311.2
18	1'34.485 P	17.333	27.008	26.039	24.105	312.1

Run #	3	Front Tyre	Slick-Hard	Rear Tyre	Slick-Medium	
			New Tyre		18 Laps at start	
19	7'44.417	10.947	28.690	24.984	16.978	290.3
20	1'32.427	17.435	33.941	24.399	16.652	311.2
21	1'25.082	17.321	26.827	24.259	16.675	311.2
22	1'30.354	20.309	28.652	24.363	17.030	250.0
23	1'25.051	17.352	26.842	24.178	16.679	313.0
24	1'30.514	17.258	31.998	24.398	16.860	313.9

**17th 43 Jack MILLER** DUCATI AUS  
Ducati Lenovo Team

Runs=2 Total laps=22 Full laps=17

Run #	1	Front Tyre	Slick-Medium	Rear Tyre	missing data	
			New Tyre		Laps at start	
1	2'04.805	10.240	29.960	26.153	17.288	288.7
2	1'26.145	17.714	27.115	24.560	16.756	313.0
3	1'24.826	17.352	26.732	24.122	16.620	315.7
4	1'24.655	17.329	26.668	23.939	16.719	316.7
5	1'24.528	17.314	26.774	23.873	16.567	313.9
6	1'24.930	17.368	26.795	23.967	16.800	314.8
7	1'25.252	17.438	26.881	24.177	16.756	314.8
8	1'27.199	17.418	26.833	24.922	18.026	312.1
9	1'34.216 P	17.436	27.253	26.506	23.021	310.3

Run #	2	Front Tyre	Slick-Medium	Rear Tyre	missing data	
			9 Laps at start		Laps at start	
10	7'46.756	11.034	29.062	27.713	16.989	295.0
11	1'29.049	17.437	27.216	27.569	16.827	310.3
12	1'26.991	17.436	28.486	24.422	16.647	311.2
13	1'24.902	17.393	26.758	24.177	16.574	310.3
14	1'24.793	17.368	26.746	24.115	16.564	309.4
15	1'24.762	17.377	26.665	24.075	16.645	311.2
16	1'35.709 P	17.448	28.796	26.583	22.882	310.3

Run #	3	Front Tyre	Slick-Medium	Rear Tyre	missing data	
			16 Laps at start		Laps at start	
17	8'14.466	13.584	32.519	24.997	16.892	263.4
18	1'42.013	17.446	38.034	29.647	16.886	310.3
19	1'25.034	17.401	26.879	24.045	16.709	311.2

**Fastest Lap:** Johann ZARCO Pramac Racing FRA 1'22.827 16.975 26.108 23.567 16.177

These data/results cannot be reproduced, stored and/or transmitted in whole or in part by any manner of electronic, mechanical, photocopying, recording, broadcasting or otherwise now known or herein after developed without the previous express consent by the copyright owner, except for reproduction in daily press and regular printed publications on sale to the public within 60 days of the event related to those data/results and always provided that copyright symbol appears together as follows below.  
© DORNA, 2021



# Free Practice Nr. 1

# MotoGP

Lap	Lap Time	T1	T2	T3	T4	Speed	Lap	Lap Time	T1	T2	T3	T4	Speed
20	1'24.621	17.279	26.686	24.044	16.612	312.1	13	7'01.278	10.574	27.452	24.126	16.755	292.6
21	1'24.561	17.251	26.694	24.037	16.579	312.1	14	1'25.104	17.643	26.873	24.043	16.545	300.8
22	1'29.168	17.352	29.587	25.106	17.123	311.2	15	1'25.064 *	17.537	26.845	23.990	16.692 *	303.3
							16	1'31.461 P	17.559	26.993	24.180	22.729	305.9

**18th** **9** **Danilo PETRUCCI** KTM ITA  
Tech 3 KTM Factory Racing

Runs=2 Total laps=21 Full laps=13

Run #	1	Front Tyre	Slick-Medium	Rear Tyre	Slick-Medium	Speed
			New Tyre			New Tyre
1	1'58.282	11.653	30.417	25.446	17.301	274.8
2	1'26.234	17.790	27.504	24.189	16.751	304.2
3	1'25.278	17.602	27.071	23.976	16.629	305.0
4	1'24.755	17.642	26.774	23.847	16.492	304.2
5	1'32.127 *	18.828 *	32.692	24.011	16.596	269.3
6	1'24.846	17.549	26.906	23.805	16.586	306.8
7	1'37.994 P	17.559 *	28.788	28.826	22.821	305.0

Run #	2	Front Tyre	Slick-Medium	Rear Tyre	Slick-Medium	Speed
			7 Laps at start			7 Laps at start
8	8'13.773	11.923	29.638	25.759	17.827	272.0
9	1'27.107	17.832	27.078	24.674	17.523	301.6
10	1'28.442	17.728	29.248	24.640	16.826	301.6
11	1'25.122	17.633	27.021	23.936	16.532	303.3
12	1'25.288	17.641	26.956	23.977	16.714	303.3
13	1'25.367	17.577	27.113	24.057	16.620	303.3
14	1'31.143 *	18.898 *	31.511	24.027	16.707	245.4
15	1'31.306 P	17.657	27.008	24.055	22.586	303.3

Run #	3	Front Tyre	Slick-Medium	Rear Tyre	Slick-Hard	Speed
			15 Laps at start			New Tyre
16	8'56.017 *	12.970	28.633	24.855	16.835 *	246.5
17	1'30.775 *	17.666	27.010	24.606	21.493 *	302.5
18	1'25.241	17.555	27.155	23.969	16.562	305.9
19	1'25.441	17.577	27.144	23.926	16.794	305.9
20	1'25.838	17.599	27.505	24.048	16.686	305.0
21	1'25.250	17.657	27.031	23.940	16.622	304.2

**19th** **27** **Iker LECUONA** KTM SPA  
Tech 3 KTM Factory Racing

Runs=3 Total laps=21 Full laps=12

Run #	1	Front Tyre	Slick-Medium	Rear Tyre	Slick-Medium	Speed
			New Tyre			New Tyre
1	1'50.799	10.106	30.591	25.522	17.076	270.6
2	1'25.796	17.811	27.058	24.238	16.689	300.8
3	1'25.406	17.792	26.968	23.982	16.664	302.5
4	1'24.792	17.557	26.891	23.752	16.592	305.9
5	2'03.931	17.476			16.878	306.8
6	1'25.015	17.698	26.778	23.932	16.607	302.5
7	1'24.817	17.551	26.839	23.860	16.567	303.3
8	1'33.393 P	18.548 *	27.885	24.592	22.368	297.5

Run #	2	Front Tyre	Slick-Medium	Rear Tyre	Slick-Medium	Speed
			8 Laps at start			8 Laps at start
9	7'11.232	10.858	28.616	25.127	17.362	290.3
10	1'25.226	17.609	27.072	23.955	16.590	302.5
11	1'28.365 *	17.762 *	27.749	26.222	16.632	301.6
12	1'32.652 P	17.555	28.382	24.408	22.307	307.6

Run #	3	Front Tyre	Slick-Medium	Rear Tyre	Slick-Medium	Speed
			12 Laps at start			12 Laps at start
13	8'50.926	12.031	29.105	25.102	17.335	251.7
14	1'26.131	17.684	27.231	24.429	16.787	300.0
15	1'25.993	17.594	26.960	24.382	17.057	301.6
16	1'25.856	17.627	27.150	24.231	16.848	303.3
17	1'25.498	17.572	26.928	24.269	16.729	304.2
18	1'25.907	17.643	27.160	24.287	16.817	304.2
19	1'40.384	22.670	30.674	26.225	20.815	232.2
20	1'25.312	17.537	26.881	24.149	16.745	305.0
21	1'30.706	17.559	31.430	24.791	16.926	304.2

**Run # 4** Front Tyre Slick-Medium Rear Tyre Slick-Medium  
16 Laps at start 16 Laps at start

17	4'06.289	12.793	27.483	24.087	16.726	288.0
18	1'25.030	17.588	26.861	24.033	16.548	303.3
19	1'24.944	17.529	26.771	24.045	16.599	303.3
20	1'24.840	17.465	26.799	24.000	16.576	304.2
21	1'24.844	17.422	26.723	24.077	16.622	304.2

**20th** **35** **Cal CRUTCHLOW** YAMAHA GBR  
Petronas Yamaha SRT

Runs=2 Total laps=21 Full laps=16

Run #	1	Front Tyre	Slick-Soft	Rear Tyre	Slick-Medium	Speed
			New Tyre			New Tyre
1	2'26.899	10.891	33.022	27.751	18.980	236.3
2	1'30.130	18.504	28.805	25.386	17.435	297.5
3	1'26.844	18.102	27.353	24.527	16.862	297.5
4	1'25.918	17.704	27.153	24.373	16.688	300.8
5	1'25.295	17.598	26.902	24.100	16.695	300.8
6	1'25.464	17.659	26.987	24.184	16.634	301.6
7	1'25.450	17.578	27.077	24.110	16.685	302.5
8	1'26.666	17.607	27.262	24.687	17.110	301.6
9	1'37.649 P	20.425 *	28.834	25.130	23.260	243.7

Run #	2	Front Tyre	Slick-Soft	Rear Tyre	Slick-Medium	Speed
			9 Laps at start			9 Laps at start
10	8'11.173	10.172	30.191	25.117	18.108	281.2
11	1'35.969	25.060	28.886	24.901	17.122	259.6
12	1'42.453 P	21.357	32.764	25.595	22.737	167.9

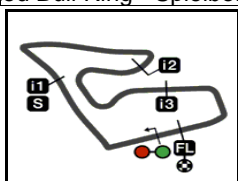
Run #	3	Front Tyre	Slick-Soft	Rear Tyre	Slick-Medium	Speed
			12 Laps at start			12 Laps at start
13	8'50.926	12.031	29.105	25.102	17.335	251.7
14	1'26.131	17.684	27.231	24.429	16.787	300.0
15	1'25.993	17.594	26.960	24.382	17.057	301.6
16	1'25.856	17.627	27.150	24.231	16.848	303.3
17	1'25.498	17.572	26.928	24.269	16.729	304.2
18	1'25.907	17.643	27.160	24.287	16.817	304.2
19	1'40.384	22.670	30.674	26.225	20.815	232.2
20	1'25.312	17.537	26.881	24.149	16.745	305.0
21	1'30.706	17.559	31.430	24.791	16.926	304.2

**Fastest Lap:** Johann ZARCO Pramac Racing FRA 1'22.827 16.975 26.108 23.567 16.177

These data/results cannot be reproduced, stored and/or transmitted in whole or in part by any manner of electronic, mechanical, photocopying, recording, broadcasting or otherwise now known or herein after developed without the previous express consent by the copyright owner, except for reproduction in daily press and regular printed publications on sale to the public within 60 days of the event related to those data/results and always provided that copyright symbol appears together as follows below.  
© DORNA, 2021







4318 m.

# BITCI MOTORRAD GRAND PRIX VON ÖSTERREICH

## Free Practice Nr. 1

### Best Partial Times

# MotoGP™

*IT* Ideal Lap Time, sum of the best partial times

*BT* Best Lap Time

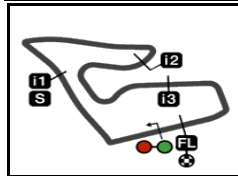
<b>T1</b>		<b>T2</b>		<b>T3</b>		<b>T4</b>				<i>IT</i>	<i>BT</i>	
<i>Pos</i>	<i>Rider</i>	<i>Time</i>	<i>Rider</i>	<i>Time</i>	<i>Rider</i>	<i>Time</i>	<i>Rider</i>	<i>Time</i>	<i>Pos</i>	<i>Rider</i>		
1	J.ZARCO	16.975	J.ZARCO	26.108	J.ZARCO	23.567	J.ZARCO	16.177	1	<b>J.ZARCO</b>	1'22.827	1'22.827 (1)
2	<b>F.BAGNAIA</b>	<b>17.132</b>	<b>F.QUARTARARO</b>	<b>26.328</b>	<b>A.MARQUEZ</b>	<b>23.652</b>	<b>T.NAKAGAMI</b>	<b>16.316</b>	2	<b>T.NAKAGAMI</b>	1'23.588	1'23.790 (4)
3	J.MIR	17.152	A.ESPARGARO	26.362	A.RINS	23.684	F.QUARTARARO	16.335	3	<b>J.MIR</b>	1'23.625	1'23.625 (2)
4	<b>T.NAKAGAMI</b>	<b>17.159</b>	<b>M.MARQUEZ</b>	<b>26.368</b>	<b>J.MIR</b>	<b>23.692</b>	<b>A.RINS</b>	<b>16.342</b>	4	<b>A.RINS</b>	1'23.644	1'23.730 (3)
5	J.MARTIN	17.160	T.NAKAGAMI	26.381	P.ESPARGARO	23.723	J.MIR	16.369	5	<b>A.MARQUEZ</b>	1'23.719	1'23.881 (7)
6	<b>A.RINS</b>	<b>17.233</b>	<b>A.RINS</b>	<b>26.385</b>	<b>F.QUARTARARO</b>	<b>23.728</b>	<b>V.ROSSI</b>	<b>16.373</b>	6	<b>F.QUARTARARO</b>	1'23.769	1'23.865 (6)
7	E.BASTIANINI	17.234	J.MARTIN	26.390	T.NAKAGAMI	23.732	A.MARQUEZ	16.380	7	<b>F.BAGNAIA</b>	1'23.780	1'23.903 (8)
8	<b>A.MARQUEZ</b>	<b>17.234</b>	<b>F.BAGNAIA</b>	<b>26.407</b>	<b>I.LECUONA</b>	<b>23.752</b>	<b>F.BAGNAIA</b>	<b>16.396</b>	8	<b>A.ESPARGAR</b>	1'23.818	1'23.841 (5)
9	J.MILLER	17.251	J.MIR	26.412	A.ESPARGARO	23.761	A.ESPARGARO	16.406	9	<b>J.MARTIN</b>	1'23.832	1'24.044 (10)
10	<b>B.BINDER</b>	<b>17.258</b>	<b>E.BASTIANINI</b>	<b>26.445</b>	<b>D.PETRUCCI</b>	<b>23.805</b>	<b>M.MARQUEZ</b>	<b>16.412</b>	10	<b>E.BASTIANINI</b>	1'23.948	1'24.237 (12)
11	M.MARQUEZ	17.277	A.MARQUEZ	26.453	E.BASTIANINI	23.845	E.BASTIANINI	16.424	11	<b>M.MARQUEZ</b>	1'23.963	1'23.967 (9)
12	<b>P.ESPARGARO</b>	<b>17.280</b>	<b>V.ROSSI</b>	<b>26.502</b>	<b>F.BAGNAIA</b>	<b>23.845</b>	<b>J.MARTIN</b>	<b>16.427</b>	12	<b>P.ESPARGAR</b>	1'23.998	1'24.097 (11)
13	A.ESPARGARO	17.289	P.ESPARGARO	26.560	L.MARINI	23.847	L.MARINI	16.432	13	<b>V.ROSSI</b>	1'24.075	1'24.335 (14)
14	<b>M.OLIVEIRA</b>	<b>17.314</b>	<b>L.MARINI</b>	<b>26.589</b>	<b>M.OLIVEIRA</b>	<b>23.855</b>	<b>P.ESPARGARO</b>	<b>16.435</b>	14	<b>L.MARINI</b>	1'24.207	1'24.330 (13)
15	L.MARINI	17.339	M.OLIVEIRA	26.607	J.MARTIN	23.855	M.OLIVEIRA	16.458	15	<b>M.OLIVEIRA</b>	1'24.234	1'24.347 (15)
16	<b>V.ROSSI</b>	<b>17.340</b>	<b>J.MILLER</b>	<b>26.665</b>	<b>V.ROSSI</b>	<b>23.860</b>	<b>B.BINDER</b>	<b>16.464</b>	16	<b>J.MILLER</b>	1'24.353	1'24.528 (17)
17	F.QUARTARARO	17.378	B.BINDER	26.709	J.MILLER	23.873	D.PETRUCCI	16.492	17	<b>B.BINDER</b>	1'24.405	1'24.492 (16)
18	<b>I.LECUONA</b>	<b>17.422</b>	<b>I.LECUONA</b>	<b>26.723</b>	<b>M.MARQUEZ</b>	<b>23.906</b>	<b>I.LECUONA</b>	<b>16.545</b>	18	<b>I.LECUONA</b>	1'24.442	1'24.792 (19)
19	C.CRUTCHLOW	17.537	D.PETRUCCI	26.774	B.BINDER	23.974	J.MILLER	16.564	19	<b>D.PETRUCCI</b>	1'24.620	1'24.755 (18)
20	<b>D.PETRUCCI</b>	<b>17.549</b>	<b>C.CRUTCHLOW</b>	<b>26.881</b>	<b>C.CRUTCHLOW</b>	<b>24.100</b>	<b>C.CRUTCHLOW</b>	<b>16.634</b>	20	<b>C.CRUTCHLO</b>	1'25.152	1'25.295 (20)

These data/results cannot be reproduced, stored and/or transmitted in whole or in part by any manner of electronic, mechanical, photocopying, recording, broadcasting or otherwise now known or herein after developed without the previous express consent by the copyright owner, except for reproduction in daily press and regular printed publications on sale to the public within 60 days of the event related to those data/results and always provided that copyright symbol appears together as follows below.

© DORNA, 2021

Official MotoGP Timing by **TISSOT**  
www.motogp.com





4318 m.

**BITCI MOTORRAD GRAND PRIX VON ÖSTERREICH****Free Practice Nr. 1****Fastest Laps Sequence**

<i>Practice Time</i>	 <i>Rider</i>	<i>Nation</i>	<i>Motorcycle</i>	<i>Time</i>	<i>Km/h</i>	<i>Rider's Lap</i>
<b>3'04.449</b>	36 <b>Joan MIR</b>	SPA	SUZUKI	<b>1'25.972</b>	180.8	2
<b>3'04.641</b>	42 <b>Alex RINS</b>	SPA	SUZUKI	<b>1'25.833</b>	181.1	2
<b>3'16.595</b>	27 <b>Iker LECUONA</b>	SPA	KTM	<b>1'25.796</b>	181.1	2
<b>3'17.640</b>	30 <b>Takaaki NAKAGAMI</b>	JPN	HONDA	<b>1'25.743</b>	181.2	2
<b>3'20.486</b>	63 <b>Francesco BAGNAIA</b>	ITA	DUCATI	<b>1'25.404</b>	182.0	2
<b>4'16.916</b>	89 <b>Jorge MARTIN</b>	SPA	DUCATI	<b>1'25.363</b>	182.1	2
<b>4'29.033</b>	36 <b>Joan MIR</b>	SPA	SUZUKI	<b>1'24.584</b>	183.7	3
<b>4'41.857</b>	30 <b>Takaaki NAKAGAMI</b>	JPN	HONDA	<b>1'24.217</b>	184.5	3
<b>4'42.840</b>	44 <b>Poi ESPARGARO</b>	SPA	HONDA	<b>1'24.185</b>	184.6	3
<b>5'53.030</b>	36 <b>Joan MIR</b>	SPA	SUZUKI	<b>1'23.997</b>	185.0	4
<b>6'05.823</b>	30 <b>Takaaki NAKAGAMI</b>	JPN	HONDA	<b>1'23.966</b>	185.1	4
<b>7'29.633</b>	30 <b>Takaaki NAKAGAMI</b>	JPN	HONDA	<b>1'23.810</b>	185.4	5
<b>39'11.754</b>	36 <b>Joan MIR</b>	SPA	SUZUKI	<b>1'23.625</b>	185.8	19
<b>42'59.197</b>	5 <b>Johann ZARCO</b>	FRA	DUCATI	<b>1'23.408</b>	186.3	20
<b>44'22.024</b>	5 <b>Johann ZARCO</b>	FRA	DUCATI	<b>1'22.827</b>	187.6	21

These data/results cannot be reproduced, stored and/or transmitted in whole or in part by any manner of electronic, mechanical, photocopying, recording, broadcasting or otherwise now known or herein after developed without the previous express consent by the copyright owner, except for reproduction in daily press and regular printed publications on sale to the public within 60 days of the event related to those data/results and always provided that copyright symbol appears together as follows below.

© DORNA, 2021

Official MotoGP Timing by TISSOT  
www.motogp.com

Spielberg, Friday, August 13, 2021

