

4318 m.

BITCI MOTORRAD GRAND PRIX VON ÖSTERREICH**Free Practice Nr. 4****Classification****14**

	<i>Rider</i>	<i>Nation</i>	<i>Team</i>	<i>Motorcycle</i>	<i>Time</i>	<i>Lap Total</i>	<i>Gap</i>	<i>Top Speed</i>
1	5 Johann ZARCO	FRA	Pramac Racing	DUCATI	1'24.037	5 13		313.0
2	23 Enea BASTIANINI	ITA	Avintia Esponsorama	DUCATI	1'24.157	5 15	0.120 0.120	314.8
3	36 Joan MIR	SPA	Team SUZUKI ECSTAR	SUZUKI	1'24.165	13 17	0.128 0.008	308.5
4	42 Alex RINS	SPA	Team SUZUKI ECSTAR	SUZUKI	1'24.202	12 15	0.165 0.037	310.3
5	20 Fabio QUARTARARO	FRA	Monster Energy Yamaha MotoGP	YAMAHA	1'24.218	5 15	0.181 0.016	305.9
6	41 Aleix ESPARGARO	SPA	Aprilia Racing Team Gresini	APRILIA	1'24.302	3 17	0.265 0.084	311.2
7	93 Marc MARQUEZ	SPA	Repsol Honda Team	HONDA	1'24.322	4 16	0.285 0.020	310.3
8	44 Po Espargaro	SPA	Repsol Honda Team	HONDA	1'24.355	15 15	0.318 0.033	314.8
9	89 Jorge MARTIN	SPA	Pramac Racing	DUCATI	1'24.368	5 10	0.331 0.013	315.7
10	43 Jack MILLER	AUS	Ducati Lenovo Team	DUCATI	1'24.417	4 17	0.380 0.049	315.7
11	73 Alex MARQUEZ	SPA	LCR Honda CASTROL	HONDA	1'24.442	7 16	0.405 0.025	313.9
12	30 Takaaki NAKAGAMI	JPN	LCR Honda IDEMITSU	HONDA	1'24.452	11 18	0.415 0.010	311.2
13	33 Brad BINDER	RSA	Red Bull KTM Factory Racing	KTM	1'24.485	4 18	0.448 0.033	312.1
14	88 Miguel OLIVEIRA	POR	Red Bull KTM Factory Racing	KTM	1'24.584	5 18	0.547 0.099	311.2
15	63 Francesco BAGNAIA	ITA	Ducati Lenovo Team	DUCATI	1'24.642	7 18	0.605 0.058	316.7
16	46 Valentino ROSSI	ITA	Petronas Yamaha SRT	YAMAHA	1'24.649	17 17	0.612 0.007	305.9
17	9 Danilo PETRUCCI	ITA	Tech 3 KTM Factory Racing	KTM	1'24.693	4 17	0.656 0.044	308.5
18	10 Luca MARINI	ITA	SKY VR46 Avintia	DUCATI	1'24.749	13 15	0.712 0.056	311.2
19	35 Cal CRUTCHLOW	GBR	Petronas Yamaha SRT	YAMAHA	1'24.819	7 15	0.782 0.070	303.3
20	27 Iker LECUONA	SPA	Tech 3 KTM Factory Racing	KTM	1'25.146	3 14	1.109 0.327	305.0

Practice condition: Dry**Air: 30°****Humidity: 49%****Ground: 38°**

Fastest Lap:	Lap: 5	Johann ZARCO	1'24.037	184.9 Km/h
Best Race Lap:	2019	Andrea DOVIZIOSO	1'23.827	185.4 Km/h
All Time Lap Record:	2021	Johann ZARCO	1'22.827	187.6 Km/h

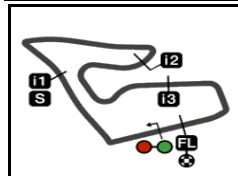
The results are provisional until the end of the limit for protest and appeals.

Time limit for protest expires 30' after publication of the results - Time:

These data/results cannot be reproduced, stored and/or transmitted in whole or in part by any manner of electronic, mechanical, photocopying, recording, broadcasting or otherwise now known or herein after developed without the previous express consent by the copyright owner, except for reproduction in daily press and regular printed publications on sale to the public within 60 days of the event related to those data/results and always provided that copyright symbol appears together as follows below.

© DORNA, 2021

Official MotoGP Timing by TISSOT
www.motogp.com**Spielberg, Saturday, August 14, 2021**



4318 m.

BITCI MOTORRAD GRAND PRIX VON ÖSTERREICH

Free Practice Nr. 4

Top Speed & Average

15



Rider	Nation	Motorcycle	Top 5 speeds					Average	Top
63 Francesco BAGNAIA	ITA	DUCATI	316.7	315.7	315.7	315.7	314.8	315.6	316.7
43 Jack MILLER	AUS	DUCATI	315.7	313.9	313.9	313.0	313.0	313.8	315.7
89 Jorge MARTIN	SPA	DUCATI	315.7	314.8	314.8	313.9	312.1	313.9	315.7
23 Enea BASTIANINI	ITA	DUCATI	314.8	314.8	313.9	313.9	313.9	314.3	314.8
44 Poli ESPARGARO	SPA	HONDA	314.8	313.9	313.9	313.9	313.9	314.1	314.8
73 Alex MARQUEZ	SPA	HONDA	313.9	313.0	313.0	313.0	312.1	313.0	313.9
5 Johann ZARCO	FRA	DUCATI	313.0	313.0	312.1	312.1	312.1	312.4	313.0
33 Brad BINDER	RSA	KTM	312.1	312.1	311.2	311.2	310.3	310.9	312.1
10 Luca MARINI	ITA	DUCATI	311.2	310.3	309.4	309.4	309.4	309.9	311.2
30 Takaaki NAKAGAMI	JPN	HONDA	311.2	311.2	310.3	310.3	309.4	310.5	311.2
41 Aleix ESPARGARO	SPA	APRILIA	311.2	311.2	309.4	309.4	308.5	309.1	311.2
88 Miguel OLIVEIRA	POR	KTM	311.2	310.3	309.4	309.4	309.4	309.7	311.2
42 Alex RINS	SPA	SUZUKI	310.3	309.4	309.4	308.5	308.5	308.9	310.3
93 Marc MARQUEZ	SPA	HONDA	310.3	310.3	310.3	309.4	309.4	309.9	310.3
9 Danilo PETRUCCI	ITA	KTM	308.5	307.6	307.6	306.8	306.8	307.2	308.5
36 Joan MIR	SPA	SUZUKI	308.5	308.5	306.8	306.8	305.9	307.1	308.5
20 Fabio QUARTARARO	FRA	YAMAHA	305.9	305.9	305.9	305.9	305.9	305.9	305.9
46 Valentino ROSSI	ITA	YAMAHA	305.9	305.9	305.9	305.9	304.2	305.3	305.9
27 Iker LECUONA	SPA	KTM	305.0	305.0	305.0	304.2	304.2	304.7	305.0
35 Cal CRUTCHLOW	GBR	YAMAHA	303.3	303.3	303.3	303.3	301.6	302.6	303.3

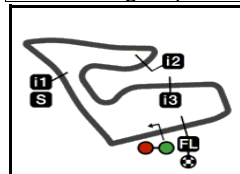
These data/results cannot be reproduced, stored and/or transmitted in whole or in part by any manner of electronic, mechanical, photocopying, recording, broadcasting or otherwise now known or herein after developed without the previous express consent by the copyright owner, except for reproduction in daily press and regular printed publications on sale to the public within 60 days of the event related to those data/results and always provided that copyright symbol appears together as follows below.

© DORNA, 2021

Official MotoGP Timing by TISSOT
www.motogp.com



Spielberg, Saturday, August 14, 2021



4318 m.

BITCI MOTORRAD GRAND PRIX VON ÖSTERREICH

Free Practice Nr. 4

Chronological Analysis of Performances

16

* Lap / Sector time cancelled

T1 Time from finish line to 1st intermediate

T3 Time from 2nd intermed. to 3rd intermed.

P Crossing the finish line in pit lane

T2 Time from 1st intermed. to 2nd intermed.

T4 Time from 3rd intermediate to finish line

**Tyre data subject to further updates

Lap	Lap Time	T1	T2	T3	T4	Speed	Lap	Lap Time	T1	T2	T3	T4	Speed
1st	5	Johann ZARCO		DUCATI		FRA	Run # 1	Front Tyre	Slick-Medium	Rear Tyre	Slick-Medium		
		Pramac Racing											
		Runs=1	Total laps=13	Full laps=11				11 Laps at start	7 Laps at start				
Run #	1	Front Tyre	Slick-Hard	Rear Tyre	Slick-Medium		Run #	Front Tyre	Slick-Hard	Rear Tyre	Slick-Medium		
		New Tyre		New Tyre				New Tyre		New Tyre			
1	2'01.150	10.285	29.951	26.101	17.359	257.1	1	2'34.106	11.210	29.793	25.290	17.122	286.4
2	1'25.458	17.537	26.969	24.361	16.591	310.3	2	1'26.423	17.743	27.335	24.425	16.920	301.6
3	1'51.235	17.229			17.488	311.2	3	1'25.519 *	17.597*	27.034	24.167	16.721	302.5
4	1'27.056	17.980	27.621	24.809	16.646	292.6	4	1'25.911 *	17.891*	27.132	24.210	16.678	301.6
5	1'24.037	17.311	26.414	23.899	16.413	312.1	5	1'24.970	17.523	26.866	23.963	16.618	305.0
6	1'24.249	17.256	26.409	24.112	16.472	313.0	6	1'30.228	17.440	31.749	24.350	16.689	305.9
7	1'24.226	17.308	26.566	23.908	16.444	312.1	7	1'25.103	17.448	26.912	24.052	16.691	305.0
8	1'24.305	17.216	26.529	23.996	16.564	313.0	8	1'32.287 P	17.497	27.010	24.302	23.478	305.9
9	1'24.272	17.239	26.445	24.001	16.587	311.2	Run # 2	Front Tyre	Slick-Hard	Rear Tyre	Slick-Medium		
10	1'24.380	17.222	26.614	23.944	16.600	312.1		New Tyre		New Tyre			
11	1'24.313	17.208	26.640	23.980	16.485	312.1	9	6'30.122	10.946	28.823	25.242	17.026	290.3
12	1'24.359	17.262	26.586	23.946	16.565	311.2	10	1'26.022	17.675	27.219	24.364	16.764	301.6
13	1'53.750 P	29.563	32.268	27.939	23.980	167.7	11	1'25.007	17.501	26.907	23.996	16.603	305.0
2nd	23	Enea BASTIANINI		DUCATI		ITA	12	1'24.417	17.429	26.627	23.830	16.531	304.2
		Avintia Esponsorama					13	1'24.165	17.337	26.588	23.713	16.527	306.8
		Runs=1	Total laps=15	Full laps=10			14	1'26.688	17.363	28.772	24.000	16.553	308.5
Run #	1	Front Tyre	Slick-Hard	Rear Tyre	Slick-Medium		15	1'24.523	17.369	26.635	23.800	16.719	306.8
		New Tyre		New Tyre			16	1'24.446	17.327	26.742	23.805	16.572	308.5
1	1'56.866	11.861	29.728	25.622	17.112	266.0	17	1'38.226 P	19.639*	29.035	25.973	23.579	259.6
2	1'25.361	17.500	26.822	24.520	16.519	310.3	4th	42	Alex RINS		SUZUKI		SPA
3	1'24.303	17.253	26.427	24.156	16.467	312.1			Team SUZUKI ECSTAR				
4	1'29.379 *	19.514*	28.858	24.530	16.477	222.6			Runs=2	Total laps=15	Full laps=8		
5	1'24.157	17.256	26.499	24.024	16.378	313.9	Run # 1	Front Tyre	Slick-Medium	Rear Tyre	Slick-Medium		
6	1'24.444	17.392	26.582	24.014	16.456	313.9			9 Laps at start	14 Laps at start			
7	1'24.439	17.298	26.591	24.107	16.443	313.9	1	2'01.458	10.293	29.188	25.360	17.342	282.7
8	1'24.227	17.250	26.487	23.979	16.511	314.8	2	1'25.573	17.649	27.157	24.058	16.709	310.3
9	1'24.310	17.311	26.528	24.073	16.398	314.8	3	1'25.181 *	17.453	26.887	24.024	16.817*	309.4
10	1'33.561 P	18.480	27.125	25.053	22.903	290.3	4	1'25.090	17.485	26.909	24.016	16.680	307.6
Run #	2	Front Tyre	Slick-Hard	Rear Tyre	Slick-Medium		5	1'24.814	17.489	26.717	23.974	16.634	308.5
		10 Laps at start		10 Laps at start			6	1'29.988	17.416	30.727	24.996	16.849	308.5
11	9'40.903 *	12.364	30.087	24.828	17.030*	192.8	7	1'25.029	17.449	26.802	24.062	16.716	308.5
12	1'25.247	17.444	26.809	24.418	16.576	310.3	8	1'39.423 P	19.862	32.266*	24.960	22.335	288.7
13	1'24.736	17.375	26.435	24.398	16.528	311.2	Run # 2	Front Tyre	Slick-Hard	Rear Tyre	Slick-Medium		
14	1'24.734	17.332	26.525	24.324	16.553	310.3		New Tyre		New Tyre			
15	1'24.589 *	17.299	26.463	24.264*	16.563	313.0	9	6'51.500	12.479	28.823	24.731	16.804	238.4
3rd	36	Joan MIR		SUZUKI		SPA	10	1'25.412	17.493	27.134	24.227	16.558	307.6
		Team SUZUKI ECSTAR					11	1'24.391	17.380	26.550	23.909	16.552	307.6
		Runs=2	Total laps=17	Full laps=11			12	1'24.202	17.307	26.552	23.800	16.543	308.5
							13	1'26.038 *	17.367	27.457	24.456*	16.758	309.4
							14	1'27.851 *	17.424	28.173	25.541*	16.713	308.5
							15	1'34.369 P	17.387	26.501	27.049*	23.432	308.5

Fastest Lap: Johann ZARCO Pramac Racing FRA 1'24.037 17.311 26.414 23.899 16.413

These data/results cannot be reproduced, stored and/or transmitted in whole or in part by any manner of electronic, mechanical, photocopying, recording, broadcasting or otherwise now known or herein after developed without the previous express consent by the copyright owner, except for reproduction in daily press and regular printed publications on sale to the public within 60 days of the event related to those data/results and always provided that copyright symbol appears together as follows below.
© DORNA, 2021



Free Practice Nr. 4

MotoGP

Lap	Lap Time	T1	T2	T3	T4	Speed	Lap	Lap Time	T1	T2	T3	T4	Speed	
5th	20	Fabio QUARTARARO				YAMAHA	FRA	4	1'24.322	17.340	26.461	23.972	16.549	307.6
		Monster Energy Yamaha MotoGP						5	1'24.365 *	17.348	26.514	23.995	16.508 *	305.0
		Runs=1 Total laps=15 Full laps=11						6	2'00.729	17.311	1'01.595	25.024	16.799	308.5
		Run # 1 Front Tyre Slick-Hard Rear Tyre Slick-Medium						7	1'25.379	17.517	26.828	24.314	16.720	308.5
		New Tyre 10 Laps at start						8	1'34.044 P	17.335	28.317	25.394	22.998	310.3
1	2'56.397 *	12.394	29.483	25.986	17.393*	264.7	Run # 2	Front Tyre Slick-Hard Rear Tyre Slick-Soft						
2	1'25.490	17.652	26.936	24.284	16.618	302.5		New Tyre 11 Laps at start						
3	1'24.485	17.392	26.640	23.983	16.470	304.2	9	8'31.942	10.902	29.367	25.502	17.224	291.1	
4	1'24.370	17.415	26.590	23.925	16.440	305.0	10	1'26.391 *	17.572	27.322*	24.667	16.830	306.8	
5	1'24.218	17.390	26.452	23.939	16.437	305.0	11	1'25.115	17.489	26.895	24.062	16.669	307.6	
6	1'24.228	17.315	26.524	23.928	16.461	305.9	12	1'24.404	17.316	26.566	23.942	16.580	308.5	
7	1'24.263	17.322	26.550	23.907	16.484	305.9	13	1'24.507	17.369	26.565	24.024	16.549	309.4	
8	1'24.254	17.339	26.491	23.927	16.497	305.9	14	1'25.265 *	17.379	26.543	24.123	17.220*	310.3	
9	1'24.548	17.433	26.663	23.989	16.463	305.9	15	1'24.797	17.370	26.627	24.165	16.635	310.3	
10	1'40.401 P	21.705	29.036	26.883	22.777	298.3	16	1'24.668	17.364	26.535	24.119	16.650	309.4	
Run # 2	Front Tyre Slick-Medium Rear Tyre Slick-Medium						8th 44 PoI ESPARGARO HONDA SPA							
	10 Laps at start 20 Laps at start						Repsol Honda Team							
	Runs=1 Total laps=17 Full laps=14						Runs=2 Total laps=15 Full laps=7							
		Run # 1 Front Tyre Slick-Hard Rear Tyre Slick-Medium						Run # 1 Front Tyre Slick-Hard Rear Tyre Slick-Medium						
		New Tyre 7 Laps at start						New Tyre New Tyre						
11	8'18.586 *	11.440	29.348	25.349	17.190*	288.0	1	1'46.828	10.143	29.602	25.689	17.364	298.3	
12	1'25.454	17.621	27.062	24.159	16.612	305.0	2	1'25.998	17.634	27.090	24.505	16.769	313.0	
13	1'34.327 *	17.406	35.187	24.977*	16.757	305.9	3	1'24.613	17.428	26.745	23.894	16.546	312.1	
14	1'24.870	17.429	26.767	24.092	16.582	305.0	4	1'24.521	17.365	26.599	24.012	16.545	313.9	
15	1'24.822	17.466	26.694	24.073	16.589	303.3	5	1'24.514	17.277	26.766	23.891	16.580	313.9	
		Run # 2 Front Tyre Slick-Medium Rear Tyre Slick-Medium						Run # 2 Front Tyre Slick-Medium Rear Tyre Slick-Medium						
		7 Laps at start 8 Laps at start						7 Laps at start 8 Laps at start						
1	1'49.056	9.919	29.479	24.941	16.704	295.8	9	6'13.057	10.440	31.721	24.722	18.984	299.1	
2	1'25.678	17.603	26.982	24.338	16.755	311.2	10	1'28.109 *	19.517*	27.449	24.428	16.715*	284.2	
3	1'24.302	17.392	26.483	23.905	16.522	309.4	11	1'28.138	17.498	29.674	24.209	16.757	309.4	
4	1'35.538	17.371	36.645	24.896	16.626	311.2	12	1'32.296 P	17.609	27.640*	24.666	22.381	309.4	
5	1'24.828	17.444	26.898	23.999	16.487	308.5	Run # 3	Front Tyre Slick-Hard Rear Tyre Slick-Medium						
6	1'24.478	17.404	26.656	23.827	16.591	308.5		8 Laps at start 12 Laps at start						
7	1'24.376	17.368	26.620	23.836	16.552	309.4	13	4'34.696	10.338	30.477	25.412	17.119	298.3	
8	1'24.376	17.388	26.670	23.774	16.544	308.5	14	1'25.462 *	17.482	27.211	23.982*	16.787	313.9	
9	1'24.534	17.443	26.651	23.925	16.515	308.5	15	1'24.355	17.226	26.725	23.861	16.543	314.8	
10	1'24.341	17.363	26.608	23.867	16.503	308.5	9th 89 Jorge MARTIN DUCATI SPA							
11	1'24.340	17.365	26.539	23.904	16.532	308.5	Pramac Racing							
12	1'24.760	17.423	26.830	23.964	16.543	308.5	Runs=2 Total laps=11 Full laps=6							
13	1'24.646	17.415	26.669	24.030	16.532	308.5	Run # 1 Front Tyre Slick-Medium Rear Tyre Slick-Medium							
14	1'39.972 P	20.809	28.834	26.180	24.149	227.8	2 Laps at start 13 Laps at start							
Run # 2	Front Tyre Slick-Hard Rear Tyre Slick-Medium						1	2'03.085	10.357	29.685	25.494	17.530	288.0	
	21 Laps at start 14 Laps at start						2	1'25.782	17.522	27.090	24.407	16.763	314.8	
15	6'58.919	10.668	28.739	24.972	17.042	284.9	3	1'27.189	17.276	28.271	24.965	16.677	310.3	
16	1'26.061	17.519	27.353	24.205	16.984	307.6	4	1'24.556	17.252	26.758	23.990	16.556	314.8	
17	1'24.686	17.431	26.647	23.959	16.649	308.5	5	1'24.368	17.223	26.734	23.826	16.585	313.9	
		7th 93 Marc MARQUEZ HONDA SPA						6	1'27.575 *	17.300*	28.300	25.236	16.739	312.1
		Repsol Honda Team						7	1'24.692	17.242	26.751	24.050	16.649	315.7
		Runs=1 Total laps=16 Full laps=10						8	1'32.541 P	17.519	28.037	23.959	23.026	311.2
		Run # 1 Front Tyre Slick-Medium Rear Tyre Slick-Soft						Fastest Lap: Johann ZARCO Pramac Racing FRA 1'24.037 17.311 26.414 23.899 16.413						
		8 Laps at start 3 Laps at start						These data/results cannot be reproduced, stored and/or transmitted in whole or in part by any manner of electronic, mechanical, photocopying, recording, broadcasting or otherwise now known or herein after developed without the previous express consent by the copyright owner, except for reproduction in daily press and regular printed publications on sale to the public within 60 days of the event related to those data/results and always provided that copyright symbol appears together as follows below.						
1	1'36.726	10.279	28.609	25.529	17.128	292.6	© DORNA, 2021							
2	1'25.653	17.468	27.119	24.275	16.791	307.6	Official MotoGP Timing by TISSOT							
3	1'24.443	17.314	26.573	23.990	16.566	305.9	www.motogp.com							

Fastest Lap: Johann ZARCO Pramac Racing FRA **1'24.037** 17.311 26.414 23.899 16.413

These data/results cannot be reproduced, stored and/or transmitted in whole or in part by any manner of electronic, mechanical, photocopying, recording, broadcasting or otherwise now known or herein after developed without the previous express consent by the copyright owner, except for reproduction in daily press and regular printed publications on sale to the public within 60 days of the event related to those data/results and always provided that copyright symbol appears together as follows below.
© DORNA, 2021



Free Practice Nr. 4

MotoGP

Lap	Lap Time	T1	T2	T3	T4	Speed	Lap	Lap Time	T1	T2	T3	T4	Speed
12th 30 Takaaki NAKAGAMI HONDA JPN LCR Honda IDEMITSU							Runs=1 Total laps=18 Full laps=12						
Run #	2	Front Tyre	Slick-Hard New Tyre	Rear Tyre	Slick-Medium 21 Laps at start		Run #	1	Front Tyre	Slick-Hard New Tyre	Rear Tyre	Slick-Medium New Tyre	
9	6'57.368	10.500	29.900	24.526	16.818	294.2	1	1'46.416	10.962	29.967	26.389	17.271	268.6
10	1'24.650	17.383	26.673	24.020	16.574	311.2	2	1'25.676	17.580	27.025	24.470	16.601	306.8
	unfinished	17.278				312.1	3	1'24.547	17.372	26.662	24.089	16.424	307.6
							4	1'24.596	17.458	26.689	24.094	16.355	306.8
							5	1'26.685 *	17.435	28.290*	24.479	16.481	307.6
							6	1'24.658 *	17.403	26.774*	24.066	16.415	306.8
							7	1'32.551 P	17.346	26.801	25.077	23.327	305.0
10th 43 Jack MILLER DUCATI AUS Ducati Lenovo Team							Runs=2 Total laps=17 Full laps=13						
Run #	1	Front Tyre	Slick-Hard New Tyre	Rear Tyre	missing data Laps at start		Run #	2	Front Tyre	Slick-Hard 7 Laps at start	Rear Tyre	Slick-Medium 7 Laps at start	
1	2'04.023	10.390	28.270	25.132	17.150	299.1	8	5'49.121	11.922	30.507	25.857	16.917	267.9
2	1'25.425	17.451	26.753	24.233	16.988	313.9	9	1'25.525 *	17.505	26.849	24.433	16.738*	306.8
3	1'25.331	17.312	27.199	24.197	16.623	315.7	10	1'26.099	17.368	27.943	24.149	16.639	310.3
4	1'24.417	17.250	26.582	24.053	16.532	313.9	11	1'24.452	17.390	26.667	23.952	16.443	307.6
5	1'24.504	17.306	26.579	23.959	16.660	313.0	12	1'26.364	17.354	27.554	24.908	16.548	308.5
6	1'24.603	17.333	26.645	24.007	16.618	312.1	13	1'24.649	17.441	26.692	23.981	16.535	306.8
7	1'25.439	17.314	26.752	24.545	16.828	313.0	14	1'27.569	17.397	28.604	24.862	16.706	308.5
8	1'24.805	17.284	26.728	24.087	16.706	313.0	15	1'24.828	17.403	26.826	24.000	16.599	311.2
9	1'24.860	17.354	26.760	24.093	16.653	311.2	16	1'24.671	17.480	26.709	23.983	16.499	309.4
10	1'39.321 P	19.855*	30.046	26.197	23.223	252.9	17	1'27.240	17.372	28.820	24.413	16.635	311.2
							18	1'24.678	17.412	26.711	24.028	16.527	310.3
11th 73 Alex MARQUEZ HONDA SPA LCR Honda CASTROL							Runs=1 Total laps=16 Full laps=7						
Run #	1	Front Tyre	Slick-Hard New Tyre	Rear Tyre	Slick-Medium New Tyre		Run #	1	Front Tyre	Slick-Hard 9 Laps at start	Rear Tyre	Slick-Medium New Tyre	
1	1'48.948	10.459	30.410	26.050	17.281	278.3	1	1'50.890	9.978	29.219	24.963	17.209	282.7
2	1'26.171	17.603	27.062	24.375	17.131	309.4	2	1'25.277	17.414	26.946	24.155	16.762	311.2
3	1'24.682 *	17.375	26.757	23.893	16.657*	313.0	3	1'24.630	17.435	26.703	23.919	16.573	312.1
4	1'24.502	17.341	26.653	23.875	16.633	312.1	4	1'24.485	17.314	26.724	23.945	16.502	312.1
5	1'26.588	17.367	26.728	24.349	18.144	313.0	5	1'29.520 *	17.289	26.789	24.091*	21.351	311.2
6	1'24.739 *	17.365	26.796*	23.929	16.649	309.4	6	1'25.757 *	17.508	27.526*	24.079	16.644	310.3
7	1'24.442	17.379	26.588	23.844	16.631	313.0	7	1'24.879	17.419	26.893	24.047	16.520	310.3
8	1'34.116 P	17.550*	27.745	26.325	22.496	309.4	8	1'25.550	17.289	26.891	24.222	17.148	310.3
							9	1'34.917 P	17.434	27.028	24.450	26.005	309.4
Run #	2	Front Tyre	Slick-Medium 9 Laps at start	Rear Tyre	Slick-Medium 8 Laps at start		Run #	2	Front Tyre	Slick-Hard 17 Laps at start	Rear Tyre	Slick-Medium 9 Laps at start	
9	8'09.472 *	10.773	29.314*	25.048	16.996	280.5	10	5'20.845	12.420	28.998	24.762	16.943	265.3
10	1'27.013 *	18.070*	27.501	24.545	16.897	303.3	11	1'26.010 *	17.508	27.583*	24.166	16.753	305.9
11	1'25.040 *	17.463	26.861	24.030*	16.686	307.6	12	1'24.894	17.379	26.861	23.988	16.666	309.4
12	1'24.956	17.429	26.740	24.100	16.687	308.5	13	1'24.864	17.490	26.833	23.941	16.600	308.5
13	1'24.829	17.429	26.676	24.081	16.643	309.4	14	1'24.996	17.395	26.957	24.003	16.641	307.6
14	1'27.517 *	18.447*	27.841	24.444	16.785	279.7	15	1'31.331	23.029	27.527	24.141	16.634	302.5
15	1'24.891	17.426	26.710	24.035	16.720	311.2	16	1'25.104	17.451	26.950	24.043	16.660	310.3
16	1'25.106 *	17.452	26.740	23.971	16.943*	313.9	17	1'24.860	17.257	26.988	24.052	16.563	310.3
							18	1'41.582 P	24.858	27.712	24.663	24.349	265.3

Fastest Lap: Johann ZARCO Pramac Racing FRA **1'24.037** 17.311 26.414 23.899 16.413

These data/results cannot be reproduced, stored and/or transmitted in whole or in part by any manner of electronic, mechanical, photocopying, recording, broadcasting or otherwise now known or herein after developed without the previous express consent by the copyright owner, except for reproduction in daily press and regular printed publications on sale to the public within 60 days of the event related to those data/results and always provided that copyright symbol appears together as follows below.
© DORNA, 2021



Free Practice Nr. 4

MotoGP

Lap	Lap Time	T1	T2	T3	T4	Speed	Lap	Lap Time	T1	T2	T3	T4	Speed	
14th	88	Miguel OLIVEIRA				KTM	POR							
		Red Bull KTM Factory Racing												
		Runs=2	Total laps=18	Full laps=14										
Run #	1	Front Tyre	Slick-Hard	Rear Tyre	Slick-Medium									
		6 Laps at start				New Tyre								
1	2'14.800	12.386	29.959	25.428	16.944	270.6								
2	1'25.506	17.554	26.836	24.184	16.932	307.6								
3	1'24.627	17.329	26.813	24.036	16.449	308.5								
4	1'24.715	17.432	26.784	24.038	16.461	308.5								
5	1'24.584	17.339	26.706	23.958	16.581	309.4								
6	1'24.630	17.291	26.812	24.022	16.505	309.4								
7	1'25.148	17.376	27.171	24.067	16.534	308.5								
8	1'24.975	17.349	26.838	24.174	16.614	309.4								
9	1'32.077	17.387	32.820	24.936	16.934	311.2								
10	1'25.147	17.342	26.855	24.170	16.780	309.4								
11	1'24.632	17.358	26.608	24.047	16.619	309.4								
12	1'24.835	17.413	26.782	24.055	16.585	309.4								
13	1'35.055 P	17.669	29.533	25.424	22.429	265.3								
Run #	2	Front Tyre	Slick-Hard	Rear Tyre	Slick-Medium									
		10 Laps at start				13 Laps at start								
14	3'40.249	12.260	28.006	25.102	17.021	286.4								
15	1'25.412	17.550	26.924	24.260	16.678	308.5								
16	1'24.759	17.332	26.845	24.004	16.578	309.4								
17	1'24.647	17.302	26.737	24.042	16.566	310.3								
18	1'38.166 P	22.734	28.338	24.927	22.167	270.0								
17th	9	Danilo PETRUCCI				KTM	ITA							
		Tech 3 KTM Factory Racing												
		Runs=2	Total laps=17	Full laps=8										
Run #	1	Front Tyre	Slick-Hard	Rear Tyre	Slick-Medium									
		New Tyre				New Tyre								
1	1'51.140	10.390	28.880	24.628	17.126	295.0								
2	1'25.265	17.571	27.059	23.914	16.721	307.6								
3	1'26.091 *	17.631	27.116	24.597*	16.747	308.5								
4	1'24.693	17.525	26.789	23.810	16.569	306.8								
5	1'26.192 *	17.485	27.088	23.978	17.641*	306.8								
6	1'32.030 *	17.548	30.121*	25.759	18.602	305.0								
7	1'24.985	17.467	26.992	23.867	16.659	306.8								
8	1'33.729 *	20.154*	29.419	27.362	16.794*	217.3								
9	1'25.072	17.536	26.900	24.010	16.626	304.2								
10	1'38.889 P	19.080*	29.665	26.752	23.392	249.4								
Run #	2	Front Tyre	Slick-Hard	Rear Tyre	Slick-Medium									
		10 Laps at start				10 Laps at start								
11	7'31.050	11.573	27.998	24.353	16.681	292.6								
12	1'25.473	17.519	27.065	24.138	16.751	306.8								
13	1'24.920	17.483	26.891	23.872	16.674	306.8								
14	1'25.199 *	17.675*	26.931	23.928	16.665	304.2								
15	1'25.052	17.441	26.922	23.957	16.732	307.6								
16	1'25.705	17.661	26.994	24.187	16.863	305.0								
17	1'41.731 P	21.246	30.273	27.075	23.137	240.0								
15th	63	Francesco BAGNAIA				DUCATI	ITA							
		Ducati Lenovo Team												
		Runs=1	Total laps=18	Full laps=11										
Run #	1	Front Tyre	Slick-Hard	Rear Tyre	Slick-Medium									
		New Tyre				12 Laps at start								
1	2'02.817	10.003	29.603	25.708	17.393	283.4								
2	1'26.258 *	17.542	27.112	24.661	16.943*	314.8								
3	1'30.719 P	17.302	26.887	24.320	22.210	316.7								
Run #	2	Front Tyre	Slick-Medium	Rear Tyre	Slick-Medium									
		9 Laps at start				15 Laps at start								
4	5'22.676	11.565	28.702	29.615	16.812	290.3								
5	1'24.889	17.356	26.762	24.242	16.529	313.9								
6	1'24.764	17.240	26.749	24.257	16.518	313.0								
7	1'24.642	17.232	26.726	24.142	16.542	313.9								
8	1'24.656	17.220	26.620	24.205	16.611	313.0								
9	1'30.142 *	17.258	30.658	25.572*	16.654	313.0								
10	1'24.908	17.268	26.771	24.229	16.640	315.7								
11	1'28.823	19.528	28.080	24.484	16.731	230.7								
12	1'25.288	17.295	26.903	24.390	16.700	313.9								
13	1'25.316	17.346	26.911	24.359	16.700	312.1								
14	1'31.163 *	20.279*	29.375	24.715	16.794	233.2								
15	1'25.324	17.391	26.796	24.434	16.703	312.1								
16	1'25.105	17.337	26.777	24.272	16.719	314.8								
17	1'25.318 *	17.273	26.987	24.255	16.803*	315.7								
18	1'25.039	17.297	26.832	24.213	16.697	315.7								
18th	10	Luca MARINI				DUCATI	ITA							
		SKY VR46 Avintia												
		Runs=2	Total laps=15	Full laps=10										
Run #	1	Front Tyre	Slick-Medium	Rear Tyre	Slick-Medium									
		13 Laps at start				13 Laps at start								
1	1'50.265	9.935	29.692	25.079	17.123	290.3								
2	1'25.877	17.460	27.176	24.458	16.783	311.2								
3	1'25.408	17.587	27.065	24.090	16.666	304.2								
4	1'25.122	17.499	26.861	24.112	16.650	307.6								
Fastest Lap:		Johann ZARCO	Pramac Racing		FRA	1'24.037	17.311	26.414	23.899	16.413				

These data/results cannot be reproduced, stored and/or transmitted in whole or in part by any manner of electronic, mechanical, photocopying, recording, broadcasting or otherwise now known or herein after developed without the previous express consent by the copyright owner, except for reproduction in daily press and regular printed publications on sale to the public within 60 days of the event related to those data/results and always provided that copyright symbol appears together as follows below.
© DORNA, 2021



Free Practice Nr. 4

MotoGP

Lap	Lap Time	T1	T2	T3	T4	Speed	Lap	Lap Time	T1	T2	T3	T4	Speed
5	1'25.632	17.437	27.237	24.215	16.743	310.3	13	1'25.544	17.521	27.154	24.122	16.747	304.2
6	1'25.405 *	17.463	27.033*	24.220	16.689	309.4	14	1'36.185 P	17.862*	28.102	26.594	23.627	298.3
7	1'48.850 P	21.632	32.861	28.445	25.912	262.7							
Run #	2	Front Tyre	Slick-Hard	Rear Tyre	Slick-Medium								
			New Tyre		New Tyre								
8	6'49.310	11.238	29.006	25.189	16.969	273.4							
9	1'25.490	17.584	26.898	24.296	16.712	307.6							
10	1'24.759	17.475	26.617	24.038	16.629	307.6							
11	1'25.385	17.544	26.856	24.219	16.766	309.4							
12	1'25.327	17.464	26.659	24.139	17.065	309.4							
13	1'24.749	17.531	26.656	24.008	16.554	307.6							
14	1'24.950	17.495	26.698	24.137	16.620	308.5							
15	1'50.919 P	28.593	32.454	25.506	24.366	100.4							

19th **35** Cal CRUTCHLOW YAMAHA GBR
Petronas Yamaha SRT

Runs=1 Total laps=15 Full laps=12

Run #	1	Front Tyre	Slick-Hard	Rear Tyre	Slick-Medium								
			New Tyre		New Tyre								
1	3'10.117	10.426	32.432	27.303	20.306	268.6							
2	1'37.676	24.431	29.557	26.741	16.947	198.8							
3	1'34.013	18.003	28.930	29.911	17.169	298.3							
4	1'25.131	17.583	26.879	24.002	16.667	303.3							
5	2'05.016	17.666			17.322	301.6							
6	1'25.839	17.740	27.398	24.066	16.635	297.5							
7	1'24.819	17.581	26.708	23.935	16.595	301.6							
8	1'24.868	17.567	26.706	23.956	16.639	300.8							
9	1'24.855	17.541	26.762	23.949	16.603	301.6							
10	1'32.194 P	17.608	26.889	25.036	22.661	300.8							
Run #	2	Front Tyre	Slick-Hard	Rear Tyre	Slick-Medium								
			10 Laps at start		10 Laps at start								
11	7'57.887	10.275	29.299	24.683	17.264	287.2							
12	1'28.173	19.237	27.807	24.313	16.816	295.8							
13	1'24.996	17.555	26.796	24.008	16.637	303.3							
14	1'27.619	17.653	28.900	24.389	16.677	303.3							
15	1'25.206	17.492	26.712	24.122	16.880	303.3							

20th **27** Iker LECUONA KTM SPA
Tech 3 KTM Factory Racing

Runs=2 Total laps=14 Full laps=8

Run #	1	Front Tyre	Slick-Hard	Rear Tyre	Slick-Medium								
			13 Laps at start		13 Laps at start								
1	1'47.071	10.364	29.234	25.590	17.480	287.2							
2	1'26.197	17.835	27.483	24.160	16.719	305.0							
3	1'25.146	17.577	27.038	23.886	16.645	305.0							
4	1'25.174	17.559	27.004	23.979	16.632	305.0							
5	1'25.217	17.570	27.094	23.977	16.576	303.3							
6	1'25.347 *	17.559	27.118*	24.002	16.668	303.3							
7	1'25.154	17.565	26.910	23.991	16.688	302.5							
8	1'34.790 P	17.687	29.536	24.931	22.636	299.1							
Run #	2	Front Tyre	Slick-Hard	Rear Tyre	Slick-Medium								
			21 Laps at start		21 Laps at start								
9	6'14.690 *	10.013	27.907	24.911*	21.200	297.5							
10	2'02.513 *	17.644	1'03.099	24.592	17.178*	302.5							
11	1'26.731	17.714	28.249	24.094	16.674	301.6							
12	1'25.581	17.674	27.061	24.113	16.733	304.2							

Fastest Lap: Johann ZARCO Pramac Racing FRA 1'24.037 17.311 26.414 23.899 16.413

These data/results cannot be reproduced, stored and/or transmitted in whole or in part by any manner of electronic, mechanical, photocopying, recording, broadcasting or otherwise now known or herein after developed without the previous express consent by the copyright owner, except for reproduction in daily press and regular printed publications on sale to the public within 60 days of the event related to those data/results and always provided that copyright symbol appears together as follows below.
© DORNA, 2021

Official MotoGP Timing by TISSOT
www.motogp.com

Spielberg, Saturday, August 14, 2021

Page 5 of 5





4318 m.

BITCI MOTORRAD GRAND PRIX VON ÖSTERREICH

Free Practice Nr. 4

Best Partial Times

MotoGP™

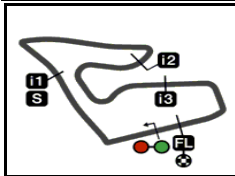
IT Ideal Lap Time, sum of the best partial times

BT Best Lap Time

T1		T2		T3		T4				<i>IT</i>	<i>BT</i>	
<i>Pos</i>	<i>Rider</i>	<i>Time</i>	<i>Rider</i>	<i>Time</i>	<i>Rider</i>	<i>Time</i>	<i>Rider</i>	<i>Time</i>	<i>Pos</i>	<i>Rider</i>		
1	J.ZARCO	17.208	J.ZARCO	26.409	J.MIR	23.713	T.NAKAGAMI	16.355	1	J.ZARCO	1'23.929	1'24.037 (1)
2	F.BAGNAIA	17.220	E.BASTIANINI	26.427	A.ESPARGARO	23.774	E.BASTIANINI	16.378	2	E.BASTIANINI	1'24.034	1'24.157 (2)
3	J.MARTIN	17.223	F.QUARTARARO	26.452	A.RINS	23.800	J.ZARCO	16.413	3	A.ESPARGAR	1'24.107	1'24.302 (6)
4	P.ESPARGARO	17.226	M.MARQUEZ	26.461	D.PETRUCCI	23.810	F.QUARTARARO	16.437	4	F.QUARTARAR	1'24.111	1'24.218 (5)
5	E.BASTIANINI	17.250	A.ESPARGARO	26.483	J.MARTIN	23.826	M.OLIVEIRA	16.449	5	A.RINS	1'24.151	1'24.202 (4)
6	J.MILLER	17.250	A.RINS	26.501	P.ESPARGARO	23.833	A.ESPARGARO	16.487	6	J.MIR	1'24.155	1'24.165 (3)
7	B.BINDER	17.257	J.MILLER	26.579	A.MARQUEZ	23.844	B.BINDER	16.502	7	P.ESPARGAR	1'24.201	1'24.355 (8)
8	M.OLIVEIRA	17.291	J.MIR	26.588	I.LECUONA	23.886	V.ROSSI	16.512	8	M.MARQUEZ	1'24.263	1'24.322 (7)
9	A.RINS	17.307	A.MARQUEZ	26.588	J.ZARCO	23.899	F.BAGNAIA	16.518	9	J.MARTIN	1'24.278	1'24.368 (9)
10	M.MARQUEZ	17.311	P.ESPARGARO	26.599	F.QUARTARARO	23.907	J.MIR	16.527	10	M.OLIVEIRA	1'24.306	1'24.584 (14)
11	F.QUARTARARO	17.315	M.OLIVEIRA	26.608	B.BINDER	23.919	J.MILLER	16.532	11	T.NAKAGAMI	1'24.315	1'24.452 (12)
12	J.MIR	17.327	V.ROSSI	26.615	V.ROSSI	23.932	A.RINS	16.543	12	J.MILLER	1'24.320	1'24.417 (10)
13	A.MARQUEZ	17.341	L.MARINI	26.617	C.CRUTCHLOW	23.935	P.ESPARGARO	16.543	13	B.BINDER	1'24.381	1'24.485 (13)
14	T.NAKAGAMI	17.346	F.BAGNAIA	26.620	M.MARQUEZ	23.942	M.MARQUEZ	16.549	14	A.MARQUEZ	1'24.404	1'24.442 (11)
15	A.ESPARGARO	17.363	T.NAKAGAMI	26.662	T.NAKAGAMI	23.952	L.MARINI	16.554	15	V.ROSSI	1'24.469	1'24.649 (16)
16	V.ROSSI	17.410	J.MARTIN	26.673	M.OLIVEIRA	23.958	J.MARTIN	16.556	16	F.BAGNAIA	1'24.500	1'24.642 (15)
17	L.MARINI	17.437	B.BINDER	26.703	J.MILLER	23.959	D.PETRUCCI	16.569	17	D.PETRUCCI	1'24.609	1'24.693 (17)
18	D.PETRUCCI	17.441	C.CRUTCHLOW	26.706	E.BASTIANINI	23.979	I.LECUONA	16.576	18	L.MARINI	1'24.616	1'24.749 (18)
19	C.CRUTCHLOW	17.492	D.PETRUCCI	26.789	L.MARINI	24.008	C.CRUTCHLOW	16.595	19	C.CRUTCHLO	1'24.728	1'24.819 (19)
20	I.LECUONA	17.521	I.LECUONA	26.910	F.BAGNAIA	24.142	A.MARQUEZ	16.631	20	I.LECUONA	1'24.893	1'25.146 (20)


These data/results cannot be reproduced, stored and/or transmitted in whole or in part by any manner of electronic, mechanical, photocopying, recording, broadcasting or otherwise now known or herein after developed without the previous express consent by the copyright owner, except for reproduction in daily press and regular printed publications on sale to the public within 60 days of the event related to those data/results and always provided that copyright symbol appears together as follows below.
© DORNA, 2021





4318 m.

BITCI MOTORRAD GRAND PRIX VON ÖSTERREICH**Free Practice Nr. 4****Fastest Laps Sequence**

<i>Practice Time</i>	 <i>Rider</i>	<i>Nation</i>	<i>Motorcycle</i>	<i>Time</i>	<i>Km/h</i>	<i>Rider's Lap</i>
3'02.379	93 Marc MARQUEZ	SPA	HONDA	1'25.653	181.4	2
3'16.167	33 Brad BINDER	RSA	KTM	1'25.277	182.2	2
3'16.405	9 Danilo PETRUCCI	ITA	KTM	1'25.265	182.3	2
4'26.822	93 Marc MARQUEZ	SPA	HONDA	1'24.443	184.0	3
4'39.036	41 Aleix ESPARGARO	SPA	APRILIA	1'24.302	184.3	3
7'40.066	23 Enea BASTIANINI	ITA	DUCATI	1'24.157	184.7	5
8'08.936	5 Johann ZARCO	FRA	DUCATI	1'24.037	184.9	5

These data/results cannot be reproduced, stored and/or transmitted in whole or in part by any manner of electronic, mechanical, photocopying, recording, broadcasting or otherwise now known or herein after developed without the previous express consent by the copyright owner, except for reproduction in daily press and regular printed publications on sale to the public within 60 days of the event related to those data/results and always provided that copyright symbol appears together as follows below.

© DORNA, 2021

Official MotoGP Timing by **TISSOT**
www.motogp.com

Spielberg, Saturday, August 14, 2021

