

# MONSTER ENERGY BRITISH GRAND PRIX

## Free Practice Nr. 3

### Classification

10



	<i>Rider</i>	<i>Nation</i>	<i>Team</i>	<i>Motorcycle</i>	<i>Time</i>	<i>Lap Total</i>	<i>Gap</i>	<i>Top Speed</i>
1	55 <b>Romano FENATI</b>	ITA	Sterilgarda Max Racing Team	HUSQVARNA	<b>2'10.619</b>	13 13		<b>235.2</b>
2	71 <b>Ayumu SASAKI</b>	JPN	Red Bull KTM Tech 3	KTM	<b>2'11.103</b>	10 10	0.484 0.484	<b>240.0</b>
3	40 <b>Darryn BINDER</b>	RSA	Petronas Sprinta Racing	HONDA	<b>2'11.415</b>	12 12	0.796 0.312	<b>235.2</b>
4	52 <b>Jeremy ALCOBA</b>	SPA	Indonesian Racing Gresini Moto3	HONDA	<b>2'11.489</b>	12 12	0.870 0.074	<b>232.7</b>
5	7 <b>Dennis FOGGIA</b>	ITA	Leopard Racing	HONDA	<b>2'11.609</b>	10 14	0.990 0.120	<b>239.4</b>
6	5 <b>Jaume MASIA</b>	SPA	Red Bull KTM Ajo	KTM	<b>2'11.754</b>	13 13	1.135 0.145	<b>235.2</b>
7	17 <b>John MCPHEE</b>	GBR	Petronas Sprinta Racing	HONDA	<b>2'11.978</b>	13 13	1.359 0.224	<b>233.7</b>
8	24 <b>Tatsuki SUZUKI</b>	JPN	SIC58 Squadra Corse	HONDA	<b>2'12.074</b>	13 13	1.455 0.096	<b>235.2</b>
9	16 <b>Andrea MIGNO</b>	ITA	Rivacold Snipers Team	HONDA	<b>2'12.123</b>	7 12	1.504 0.049	<b>231.7</b>
10	53 <b>Deniz ÖNCÜ</b>	TUR	Red Bull KTM Tech 3	KTM	<b>2'12.147</b>	11 12	1.528 0.024	<b>234.7</b>
11	82 <b>Stefano NEPA</b>	ITA	BOE Owlride	KTM	<b>2'12.150</b>	12 12	1.531 0.003	<b>235.8</b>
12	43 <b>Xavier ARTIGAS</b>	SPA	Leopard Racing	HONDA	<b>2'12.208</b>	7 12	1.589 0.058	<b>234.7</b>
13	11 <b>Sergio GARCIA</b>	SPA	Valresa GASGAS Aspar Team	GASGAS	<b>2'12.242</b>	10 11	1.623 0.034	<b>235.2</b>
14	2 <b>Gabriel RODRIGO</b>	ARG	Indonesian Racing Gresini Moto3	HONDA	<b>2'12.310</b>	10 10	1.691 0.068	<b>231.7</b>
15	37 <b>Pedro ACOSTA</b>	SPA	Red Bull KTM Ajo	KTM	<b>2'12.318</b>	12 13	1.699 0.008	<b>235.8</b>
16	20 <b>Lorenzo FELLON</b>	FRA	SIC58 Squadra Corse	HONDA	<b>2'12.324</b>	14 14	1.705 0.006	<b>232.7</b>
17	27 <b>Kaito TOBA</b>	JPN	CIP Green Power	KTM	<b>2'12.421</b>	10 14	1.802 0.097	<b>233.2</b>
18	23 <b>Niccolò ANTONELLI</b>	ITA	Avintia VR46 Academy	KTM	<b>2'12.453</b>	7 8	1.834 0.032	<b>229.7</b>
19	31 <b>Adrian FERNANDEZ</b>	SPA	Sterilgarda Max Racing Team	HUSQVARNA	<b>2'12.563</b>	13 13	1.944 0.110	<b>233.7</b>
20	92 <b>Yuki KUNII</b>	JPN	Honda Team Asia	HONDA	<b>2'12.626</b>	13 13	2.007 0.063	<b>231.7</b>
21	73 <b>Maximilian KOFLER</b>	AUT	CIP Green Power	KTM	<b>2'12.708</b>	8 13	2.089 0.082	<b>235.2</b>
22	28 <b>Izan GUEVARA</b>	SPA	Valresa GASGAS Aspar Team	GASGAS	<b>2'12.806</b>	13 13	2.187 0.098	<b>236.8</b>
23	54 <b>Riccardo ROSSI</b>	ITA	BOE Owlride	KTM	<b>2'12.897</b>	13 13	2.278 0.091	<b>233.2</b>
24	99 <b>Carlos TATAY</b>	SPA	Avintia Esponsorama Moto3	KTM	<b>2'12.909</b>	13 14	2.290 0.012	<b>230.2</b>
25	12 <b>Filip SALAC</b>	CZE	CarXpert PruestelGP	KTM	<b>2'13.235</b>	4 10	2.616 0.326	<b>233.2</b>
26	6 <b>Ryusei YAMANAKA</b>	JPN	CarXpert PruestelGP	KTM	<b>2'13.846</b>	4 14	3.227 0.611	<b>229.7</b>
27	67 <b>Alberto SURRA</b>	ITA	Rivacold Snipers Team	HONDA	<b>2'13.992</b>	3 10	3.373 0.146	<b>230.7</b>

Practice condition: **Dry**Air: **13°**Humidity: **99%**Ground: **16°**

<b>Fastest Lap:</b>	Lap: 13	<b>Romano FENATI</b>	<b>2'10.619</b>	162.6 Km/h
<b>Best Race Lap:</b>	2019	<b>Tatsuki SUZUKI</b>	<b>2'12.140</b>	160.7 Km/h
<b>All Time Lap Record:</b>	2021	<b>Romano FENATI</b>	<b>2'10.619</b>	162.6 Km/h

The results are provisional until the end of the limit for protest and appeals.

Time limit for protest expires 30' after publication of the results - ..... Time: .....

These data/results cannot be reproduced, stored and/or transmitted in whole or in part by any manner of electronic, mechanical, photocopying, recording, broadcasting or otherwise now known or herein after developed without the previous express consent by the copyright owner, except for reproduction in daily press and regular printed publications on sale to the public within 60 days of the event related to those data/results and always provided that copyright symbol appears together as follows below.

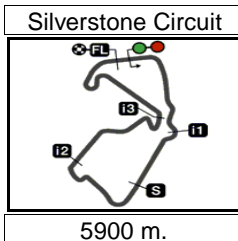
© DORNA, 2021

Official MotoGP Timing by TISSOT  
www.motogp.com

Silverstone, Saturday, August 28, 2021

moto3™





Results and timing service provided by TISSOT

Moto3™

# MONSTER ENERGY BRITISH GRAND PRIX

## Free Practice Nr. 3

### Combined Free Practice Times

11

Rider	Nation	Team	MOTORCYCLE	FP1	FP2	FP3	Gap
1 55 <b>R.FENATI</b>	ITA	Sterilgarda Max Racing Team	HUSQVARNA	2'12.196 14	2'11.334 9	<b>2'10.619</b> 13	
2 71 <b>A.SASAKI</b>	JPN	Red Bull KTM Tech 3	KTM	2'13.018 11	2'11.473 11	<b>2'11.103</b> 10	0.484 0.484
3 40 <b>D.BINDER</b>	RSA	Petronas Sprinta Racing	HONDA	2'14.020 12	2'12.036 12	<b>2'11.415</b> 12	0.796 0.312
4 52 <b>J.ALCOBA</b>	SPA	Indonesian Racing Gresini Moto3	HONDA	2'12.856 13	2'12.888 13	<b>2'11.489</b> 12	0.870 0.074
5 23 <b>N.ANTONELLI</b>	ITA	Avintia VR46 Academy	KTM	2'14.421 12	<b>2'11.533</b> 14	2'12.453 7	0.914 0.044
6 7 <b>D.FOGGIA</b>	ITA	Leopard Racing	HONDA	2'13.690 14	2'11.724 12	<b>2'11.609</b> 10	0.990 0.076
7 54 <b>R.ROSSI</b>	ITA	BOE Owlride	KTM	2'13.660 16	<b>2'11.718</b> 12	2'12.897 13	1.099 0.109
8 5 <b>J.MASIA</b>	SPA	Red Bull KTM Ajo	KTM	2'13.464 11	2'12.225 13	<b>2'11.754</b> 13	1.135 0.036
9 17 <b>J.MCPHEE</b>	GBR	Petronas Sprinta Racing	HONDA	2'15.272 5	2'12.286 13	<b>2'11.978</b> 13	1.359 0.224
10 53 <b>D.ÖNCÜ</b>	TUR	Red Bull KTM Tech 3	KTM	2'14.299 11	<b>2'12.056</b> 12	2'12.147 11	1.437 0.078
11 24 <b>T.SUZUKI</b>	JPN	SIC58 Squadra Corse	HONDA	2'15.180 11	2'12.807 15	<b>2'12.074</b> 13	1.455 0.018
12 16 <b>A.MIGNO</b>	ITA	Rivacold Snipers Team	HONDA	2'13.841 14	2'12.458 13	<b>2'12.123</b> 7	1.504 0.049
13 20 <b>L.FELLON</b>	FRA	SIC58 Squadra Corse	HONDA	2'15.714 7	<b>2'12.144</b> 11	2'12.324 14	1.525 0.021
14 82 <b>S.NEPA</b>	ITA	BOE Owlride	KTM	2'14.583 11	2'12.254 11	<b>2'12.150</b> 12	1.531 0.006
15 37 <b>P.ACOSTA</b>	SPA	Red Bull KTM Ajo	KTM	2'13.078 14	<b>2'12.162</b> 12	2'12.318 12	1.543 0.012
16 2 <b>G.RODRIGO</b>	ARG	Indonesian Racing Gresini Moto3	HONDA	2'12.914 13	<b>2'12.164</b> 9	2'12.310 10	1.545 0.002
17 43 <b>X.ARTIGAS</b>	SPA	Leopard Racing	HONDA	2'13.908 13	2'12.425 12	<b>2'12.208</b> 7	1.589 0.044
18 28 <b>I.GUEVARA</b>	SPA	Valresa GASGAS Aspar Team	GASGAS	2'14.890 9	<b>2'12.233</b> 7	2'12.806 13	1.614 0.025
19 11 <b>S.GARCIA</b>	SPA	Valresa GASGAS Aspar Team	GASGAS	2'14.067 13	2'12.383 11	<b>2'12.242</b> 10	1.623 0.009
20 99 <b>C.TATAY</b>	SPA	Avintia Esponsorama Moto3	KTM	2'15.115 10	<b>2'12.286</b> 12	2'12.909 13	1.667 0.044
21 27 <b>K.TOBA</b>	JPN	CIP Green Power	KTM	2'14.616 12	<b>2'12.378</b> 12	2'12.421 10	1.759 0.092
22 31 <b>A.FERNANDEZ</b>	SPA	Sterilgarda Max Racing Team	HUSQVARNA	2'15.001 8	<b>2'12.530</b> 15	2'12.563 13	1.911 0.152
23 92 <b>Y.KUNII</b>	JPN	Honda Team Asia	HONDA	2'13.904 14	2'14.282 7	<b>2'12.626</b> 13	2.007 0.096
24 73 <b>M.KOFLER</b>	AUT	CIP Green Power	KTM	2'15.462 9	2'13.572 6	<b>2'12.708</b> 8	2.089 0.082
25 12 <b>F.SALAC</b>	CZE	CarXpert PruestelGP	KTM	2'13.336 13	<b>2'12.936</b> 4	2'13.235 4	2.317 0.228
26 67 <b>A.SURRA</b>	ITA	Rivacold Snipers Team	HONDA	2'14.792 13	<b>2'13.059</b> 7	2'13.992 3	2.440 0.123
27 6 <b>R.YAMANAKA</b>	JPN	CarXpert PruestelGP	KTM	2'16.737 12	<b>2'13.243</b> 14	2'13.846 4	2.624 0.184

<b>Pole Position Record:</b>	2019	<b>Tony ARBOLINO</b>	<b>2'11.631</b>	161.3 Km/h
<b>Best Race Lap:</b>	2019	<b>Tatsuki SUZUKI</b>	<b>2'12.140</b>	160.7 Km/h
<b>All Time Lap Record:</b>	2021	<b>Romano FENATI</b>	<b>2'10.619</b>	162.6 Km/h

The results are provisional until the end of the limit for protest and appeals.

Time limit for protest expires 60' after publication of the results - ..... Time: .....

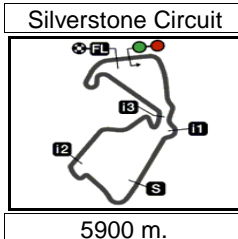
These data/results cannot be reproduced, stored and/or transmitted in whole or in part by any manner of electronic, mechanical, photocopying, recording, broadcasting or otherwise now known or herein after developed without the previous express consent by the copyright owner, except for reproduction in daily press and regular printed publications on sale to the public within 60 days of the event related to those data/results and always provided that copyright symbol appears together as follows below.

© DORNA, 2021

Official MotoGP Timing by TISSOT  
www.motogp.com

Silverstone, Saturday, August 28, 2021



**MONSTER ENERGY BRITISH GRAND PRIX****Free Practice Nr. 3****Top Speed & Average****12**

Rider	Nation	Motorcycle	Top 5 speeds					Average	Top
71 Ayumu SASAKI	JPN	KTM	240.0	237.8	236.3	235.8	232.7	236.5	240.0
7 Dennis FOGGIA	ITA	HONDA	239.4	237.8	236.8	234.2	233.7	236.4	239.4
28 Izan GUEVARA	SPA	GASGAS	236.8	235.8	233.2	231.2	230.2	232.9	236.8
37 Pedro ACOSTA	SPA	KTM	235.8	235.8	233.7	230.7	229.7	232.6	235.8
82 Stefano NEPA	ITA	KTM	235.8	233.7	233.7	232.7	231.7	233.5	235.8
5 Jaume MASIA	SPA	KTM	235.2	234.7	234.2	232.7	231.2	233.2	235.2
11 Sergio GARCIA	SPA	GASGAS	235.2	232.7	230.2	230.2	229.7	231.3	235.2
24 Tatsuki SUZUKI	JPN	HONDA	235.2	233.2	232.7	231.7	231.7	232.9	235.2
40 Darryn BINDER	RSA	HONDA	235.2	234.2	234.2	232.7	232.7	233.8	235.2
55 Romano FENATI	ITA	HUSQVARNA	235.2	233.7	231.7	231.2	229.7	232.3	235.2
73 Maximilian KOFLE	AUT	KTM	235.2	233.2	232.7	228.8	228.3	231.6	235.2
43 Xavier ARTIGAS	SPA	HONDA	234.7	233.7	232.7	230.7	229.2	232.2	234.7
53 Deniz ÖNCÜ	TUR	KTM	234.7	234.7	233.2	230.7	230.7	232.5	234.7
17 John MCPHEE	GBR	HONDA	233.7	233.2	231.7	229.7	229.2	231.5	233.7
31 Adrian FERNANDEZ	SPA	HUSQVARNA	233.7	232.7	231.2	231.2	231.2	231.9	233.7
12 Filip SALAC	CZE	KTM	233.2	231.2	231.2	230.2	225.4	230.2	233.2
27 Kaito TOBA	JPN	KTM	233.2	233.2	230.2	229.7	229.7	231.2	233.2
54 Riccardo ROSSI	ITA	KTM	233.2	232.7	232.7	232.2	231.7	232.5	233.2
20 Lorenzo FELLON	FRA	HONDA	232.7	232.7	232.2	232.2	231.7	232.2	232.7
52 Jeremy ALCOBA	SPA	HONDA	232.7	230.2	230.2	230.2	230.2	230.7	232.7
2 Gabriel RODRIGO	ARG	HONDA	231.7	230.7	230.2	229.2	227.8	229.9	231.7
16 Andrea MIGNO	ITA	HONDA	231.7	231.2	231.2	230.7	229.7	230.9	231.7
92 Yuki KUNII	JPN	HONDA	231.7	231.7	229.2	228.8	227.8	229.8	231.7
67 Alberto SURRA	ITA	HONDA	230.7	229.7	229.2	228.3	227.8	229.1	230.7
99 Carlos TATAY	SPA	KTM	230.2	229.7	229.7	228.8	228.8	229.2	230.2
6 Ryusei YAMANAKA	JPN	KTM	229.7	227.3	227.3	227.3	226.8	227.7	229.7
23 Niccolò ANTONELLI	ITA	KTM	229.7	229.7	229.7	228.8	228.8	229.3	229.7

These data/results cannot be reproduced, stored and/or transmitted in whole or in part by any manner of electronic, mechanical, photocopying, recording, broadcasting or otherwise now known or herein after developed without the previous express consent by the copyright owner, except for reproduction in daily press and regular printed publications on sale to the public within 60 days of the event related to those data/results and always provided that copyright symbol appears together as follows below.

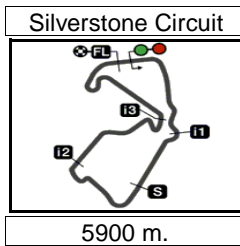
© DORNA, 2021

Official MotoGP Timing by TISSOT  
www.motogp.com

 moto3



Silverstone, Saturday, August 28, 2021



Results and timing service provided by TISSOT

Moto3™

# MONSTER ENERGY BRITISH GRAND PRIX

## Free Practice Nr. 3

### Chronological Analysis of Performances

13

\* Lap / Sector time cancelled      **T1** Time from finish line to 1st intermediate      **T3** Time from 2nd intermed. to 3rd intermed.  
**P** Crossing the finish line in pit lane      **T2** Time from 1st intermed. to 2nd intermed.      **T4** Time from 3rd intermediate to finish line

Lap	Lap Time	T1	T2	T3	T4	Speed	Lap	Lap Time	T1	T2	T3	T4	Speed
<b>1st 55 Romano FENATI</b> Sterilgarda Max Racin ITA Runs=3 Total laps=13 Full laps=5							1	3'57.018	33.949	45.161	31.322	44.300	222.2
1	3'57.855	20.947	43.814	31.161	34.635	233.7	2	<b>2'13.623</b>	26.168	43.307	30.019	34.129	230.2
2	2'21.752 P	26.031	43.312	30.468	41.941	235.2	3	<b>2'17.919</b>	25.902	43.241	30.574	38.202	227.3
3	2'47.101	20.412	43.869	30.258	34.417	229.2	4	<b>2'16.967</b>	25.946	43.378	30.179	37.464	230.2
4	<b>2'13.907</b>	25.865	43.540	30.100	34.402	229.2	5	<b>2'13.314</b>	26.078	42.957	30.163	34.116	230.2
5	2'13.572 *	25.715	43.352	30.069	34.436*	229.7	6	<b>2'13.872</b>	26.116	43.243	30.382	34.131	229.7
6	<b>2'13.416</b>	25.706	43.557	29.977	34.176	228.8	7	2'24.966 P	27.226	43.908*	30.462	43.370	229.2
7	2'25.977 P	26.828	44.601*	31.299	43.249	226.8	8	10'10.456 *	22.986	48.780*	31.041*	34.441	207.2
8	7'11.261	20.485	43.661	29.896	33.996	228.8	9	2'22.845 P	26.277	43.440	30.321	42.807	229.7
9	<b>2'11.957</b>	25.541	42.844	29.650	33.922	229.2	10	7'01.123 *	24.881	1'00.316*	34.960	37.574	187.8
10	<b>2'11.881</b>	25.521	42.895	29.574	33.891	229.2	11	<b>2'21.176</b>	25.782	42.671	36.022	36.701	230.2
11	2'23.133 P	26.092	43.586	30.394	43.061	223.1	12	2'11.489	25.566	42.718	29.458	33.747	232.7
12	5'59.042	20.207	42.835	29.723	33.599	231.2							
13	2'10.619	25.335	42.404	29.320	33.560	231.7							
<b>2nd 71 Ayumu SASAKI</b> Red Bull KTM Tech 3 JPN Runs=2 Total laps=10 Full laps=6							<b>5th 7 Dennis FOGGIA</b> Leopard Racing ITA Runs=2 Total laps=14 Full laps=9						
1	4'00.545	29.740	45.822	36.226	34.761	228.3	1	3'57.981	28.109	45.363	35.223	34.950	226.8
2	<b>2'13.538</b>	26.148	43.289	30.135	33.966	236.3	2	<b>2'13.538</b>	26.057	43.281	30.227	33.973	237.8
3	<b>2'13.226</b>	25.817	43.329	30.146	33.934	237.8	3	<b>2'16.889</b>	25.833	43.144	30.102	37.810	232.2
4	<b>2'18.050</b>	26.084	44.975	31.730	35.261	219.0	4	<b>2'18.191</b>	25.942	43.377	33.153	35.719	236.8
5	<b>2'13.340</b>	26.062	43.041	30.180	34.057	235.8	5	<b>2'13.011</b>	25.862	43.058	30.013	34.078	231.7
6	<b>2'13.422</b>	26.121	43.272	30.015	34.014	232.7	6	<b>2'12.692</b>	25.821	42.941	30.066	33.864	234.2
7	2'24.816 P	26.726	44.236	30.724	43.130	225.9	7	2'22.618 P	26.748	43.210	29.852	42.808	230.7
8	19'25.345 P	25.360	48.606	30.587	39.858	210.1	8	5'47.660 *	20.393	42.668*	29.963	33.763	233.2
9	2'31.369 *	19.266	42.923*	30.189	34.350	231.2	9	<b>2'12.153</b>	25.857	42.846	29.711	33.739	233.2
10	2'11.103	25.458	42.601	29.544	33.500	240.0	10	2'11.609	25.707	42.625	29.616	33.661	233.7
							11	2'20.986 P	26.424	43.221	29.854	41.487	230.7
							12	7'05.504	29.178	49.129	33.626	35.893	215.1
							13	<b>2'16.528</b>	25.627	42.526	33.302	35.073	239.4
							14	<b>2'12.258</b>	25.749	42.878	29.730	33.901	229.7
<b>3rd 40 Darryn BINDER</b> Petronas Sprinta Raci RSA Runs=2 Total laps=12 Full laps=4							<b>6th 5 Jaume MASIA</b> Red Bull KTM Ajo SPA Runs=2 Total laps=13 Full laps=7						
1	3'57.217	29.664	45.474	32.772	34.587	229.7	1	4'00.299	32.318	45.687	36.319	34.719	226.4
2	2'13.730 *	26.157	43.312*	30.064	34.197	231.2	2	<b>2'13.543</b>	26.109	43.436	30.092	33.906	232.7
3	<b>2'19.587</b>	25.908	43.237	34.767	35.675	231.2	3	<b>2'13.379</b>	25.869	43.282	30.056	34.172	235.2
4	<b>2'13.101</b>	26.023	43.083	30.028	33.967	232.2	4	<b>2'17.654</b>	26.055	43.749	33.380	34.470	227.8
5	<b>2'13.227</b>	25.833	43.072	30.026	34.296	232.7	5	2'22.150 P	25.999	43.423	30.281	42.447	231.2
6	2'23.034 P	26.280	43.752	30.255	42.747	225.0	6	7'59.003	21.496	44.062	30.245	34.009	225.0
7	8'01.147 *	21.983	42.671*	29.868	34.147	234.2	7	<b>2'12.216</b>	25.877	42.942	29.601	33.796	230.7
8	2'16.308 *	25.996	45.965*	30.072	34.275	229.2	8	2'13.346 *	25.794	43.255*	30.180*	34.117	227.8
9	2'25.340 P	26.178	43.425	30.180	45.557	232.7	9	<b>2'13.506</b>	26.208	43.224	29.932	34.142	229.7
10	9'08.510	29.714	49.506	36.070	34.877	214.7	10	2'24.008 P	27.724	43.527	30.780	41.977	231.2
11	2'20.773 *	25.622	43.107*	36.889*	35.155	234.2	11	7'01.840 *	26.351	1'00.045*	37.492	35.187	204.1
12	<b>2'11.415</b>	25.700	42.516	29.400	33.799	235.2	12	<b>2'21.902</b>	25.696	43.384	37.117	35.705	234.2
							13	<b>2'11.754</b>	25.599	42.805	29.631	33.719	234.7
<b>4th 52 Jeremy ALCOBA</b> Indonesian Racing Gr SPA Runs=2 Total laps=12 Full laps=7													

**Fastest Lap:** Romano FENATI Sterilgarda Max Racin ITA **2'10.619** 25.335 42.404 29.320 33.560

These data/results cannot be reproduced, stored and/or transmitted in whole or in part by any manner of electronic, mechanical, photocopying, recording, broadcasting or otherwise now known or herein after developed without the previous express consent by the copyright owner, except for reproduction in daily press and regular printed publications on sale to the public within 60 days of the event related to those data/results and always provided that copyright symbol appears together as follows below.  
 © DORNA, 2021





## Free Practice Nr. 3

Moto3

Lap	Lap Time	T1	T2	T3	T4	Speed	Lap	Lap Time	T1	T2	T3	T4	Speed	
<b>7th</b>	<b>17</b>	<b>John MCPHEE</b> Petronas Sprinta Raci GBR					8	10'03.801	23.963	43.620	29.896	34.160	230.2	
		Runs=2	Total laps=13	Full laps=8			9	2'21.106 P	26.394	43.693	30.056	40.963	234.7	
1	3'56.431	29.851	45.680	34.430	37.906	220.4	10	6'35.445	25.549	43.638	29.722	34.053	225.9	
2	<b>2'16.190</b>	26.994	44.218	30.418	34.560	225.4	11	<b>2'12.147</b>	<b>25.790</b>	<b>42.836</b>	<b>29.614</b>	<b>33.907</b>	230.7	
3	<b>2'13.609</b>	<b>25.830</b>	43.365	30.090	34.324	233.2	12	2'21.150 P	25.916	43.033*	30.922	41.279	229.7	
4	<b>2'20.258</b>	31.782	43.800	30.350	34.326	228.3	<b>11th</b> <b>82</b> <b>Stefano NEPA</b> BOE Owlride ITA							
5	<b>2'13.451</b>	26.127	43.117	30.015	34.192	231.7		Runs=2	Total laps=12	Full laps=6				
6	2'21.025 P	25.885	43.186	29.987	41.967	229.2	1	3'11.083	22.415	47.248	32.134	35.311	221.3	
7	8'01.069 *	23.655	43.280*	30.380	34.229	228.3	2	<b>2'16.106</b>	26.712	44.254	30.586	34.554	225.4	
8	<b>2'16.527</b>	26.136	44.065	31.960	34.366	226.4	3	<b>2'15.043</b>	26.416	43.838	30.406	34.383	226.8	
9	<b>2'14.365</b>	26.149	43.608	30.371	34.237	229.7	4	<b>2'14.548</b>	26.211	43.753	30.247	34.337	227.3	
10	2'25.421 P	26.420	44.813*	30.870	43.318	208.4	5	2'24.147 P	26.620	45.094	31.268	41.165	217.7	
11	6'48.428	27.787	49.515	32.696	35.508	204.9	6	8'45.324 *	23.978	43.916*	30.210	34.057	225.0	
12	<b>2'23.461</b>	26.226	48.492	32.362	36.381	224.5	7	<b>2'12.264</b>	25.884	43.008	<b>29.740</b>	33.632	<b>235.8</b>	
13	<b>2'11.978</b>	25.933	<b>42.654</b>	<b>29.741</b>	<b>33.650</b>	<b>233.7</b>	8	2'19.136 *	<b>25.786</b>	49.320*	30.019	34.011	233.7	
<b>8th</b> <b>24</b> <b>Tatsuki SUZUKI</b> SIC58 Squadra Corse JPN						9	2'23.297 P	26.016	43.478	31.754	42.049	232.7		
		Runs=3	Total laps=13	Full laps=4			10	9'12.339 *	28.004	49.970*	34.832	37.270	206.8	
1	3'58.862 *	28.332	45.058*	35.824	34.904	229.7	11	<b>2'17.979</b>	26.010	<b>42.998</b>	33.796	35.175	231.7	
2	2'14.322 *	26.535	43.455*	30.182	34.150	232.7	12	<b>2'12.150</b>	25.786	43.008	29.818	<b>33.538</b>	233.7	
3	<b>2'13.239</b>	26.003	43.241	29.930	34.065	231.7	<b>12th</b> <b>43</b> <b>Xavier ARTIGAS</b> Leopard Racing SPA							
4	2'26.426 P	26.798	44.363	30.248	45.017	231.7		Runs=4	Total laps=12	Full laps=4				
5	6'44.792 P	20.869	45.273*	30.970	42.801	230.2	1	2'53.158 P	23.914	44.471*	30.930	41.418	225.4	
6	3'34.295 *	19.704	43.375*	30.195	34.493	227.8	2	2'35.366 *	20.450	43.939*	30.450	34.534	228.3	
7	2'13.079 *	26.355	42.584*	30.081	34.059	231.2	3	2'14.544 *	26.29*	43.608	30.219	34.422	229.2	
8	2'14.212 *	27.67*	42.664*	29.940	33.932	230.7	4	<b>2'14.325</b>	26.274	43.546	30.324	34.181	228.8	
9	<b>2'13.200</b>	25.838	43.324	29.975	34.063	<b>235.2</b>	5	2'24.894 P	26.364	44.398	31.123	43.009	227.8	
10	2'23.478 P	26.400	43.171*	30.464	43.443	228.8	6	8'44.122 *	21.707	43.934*	30.268	33.838	227.8	
11	6'53.102 *	33.670	50.972*	34.309	35.297	205.3	7	<b>2'12.208</b>	<b>25.885</b>	42.912	<b>29.875</b>	<b>33.536</b>	<b>234.7</b>	
12	<b>2'21.070</b>	<b>25.724</b>	48.375	31.380	35.591	233.2	8	<b>2'13.383</b>	25.908	<b>42.898</b>	30.196	34.381	233.7	
13	<b>2'12.074</b>	25.796	<b>42.816</b>	<b>29.669</b>	<b>33.793</b>	231.2	9	<b>2'13.576</b>	25.976	43.456	30.213	33.931	232.7	
<b>9th</b> <b>16</b> <b>Andrea MIGNO</b> Rivacold Snipers Tea ITA						10	2'22.132 P	26.534	43.826	30.250	41.522	224.0		
		Runs=2	Total laps=12	Full laps=7			11	7'02.452	28.628	49.594	35.360	35.150	207.2	
1	4'01.073	30.252	44.778	34.688	34.616	226.8	12	2'28.075 P	25.920	43.737*	32.803*	45.615	230.7	
2	<b>2'14.183</b>	26.263	43.424	30.248	34.248	229.2	<b>13th</b> <b>11</b> <b>Sergio GARCIA</b> Valresa GASGAS Asp SPA							
3	<b>2'13.755</b>	25.929	43.530	30.090	34.206	229.2		Runs=3	Total laps=11	Full laps=4				
4	<b>2'14.193</b>	25.940	43.474	30.212	34.567	231.2	1	2'26.932	21.491	45.202	31.269	35.067	225.0	
5	2'27.483 P	26.162	43.438	30.219	47.664	227.8	2	<b>2'14.989</b>	26.430	43.858	30.366	34.335	226.8	
6	10'12.403 *	21.813	44.415*	30.892	40.489	219.9	3	<b>2'14.014</b>	26.391	43.387	30.101	34.135	229.7	
7	<b>2'12.123</b>	25.784	42.914	29.634	<b>33.791</b>	230.7	4	2'20.901 P	25.987	43.227	30.023	41.664	232.7	
8	<b>2'13.436</b>	<b>25.721</b>	<b>42.777</b>	30.061	34.877	231.2	5	5'52.401	20.345	43.873	30.486	34.335	230.2	
9	2'23.590 P	26.003	43.372	30.145	44.070	229.2	6	3'44.251 P	25.802	1'51.370	39.081	47.998	<b>235.2</b>	
10	6'59.312	36.688	51.986	34.389	34.913	200.7	7	7'25.533	20.935	44.581	30.575	34.233	228.3	
11	<b>2'19.520</b>	25.729	43.114	35.407	35.270	<b>231.7</b>	8	2'20.256 P	26.070	43.488*	30.402	40.296	228.8	
12	<b>2'12.309</b>	25.839	42.953	<b>29.605</b>	33.912	229.7	9	7'11.394	20.725	43.703	30.150	33.959	228.3	
<b>10th</b> <b>53</b> <b>Deniz ÖNCÜ</b> Red Bull KTM Tech 3 TUR						10	<b>2'12.242</b>	25.604	<b>42.879</b>	<b>29.806</b>	<b>33.953</b>	230.2		
		Runs=3	Total laps=12	Full laps=5			11	<b>2'13.851</b>	<b>25.510</b>	43.028	29.870	35.443	229.7	
1	3'58.493	29.048	44.606	37.685	35.126	228.8	<b>14th</b> <b>2</b> <b>Gabriel RODRIGO</b> Indonesian Racing Gr ARG							
2	<b>2'13.451</b>	26.094	43.287	29.888	34.182	<b>234.7</b>		Runs=2	Total laps=10	Full laps=5				
3	<b>2'25.894</b>	26.138	43.468	41.227	35.061	233.2	1	3'58.466	33.069	46.724	35.107	36.008	204.5	
4	<b>2'14.750</b>	26.284	43.744	30.360	34.362	230.2	2	<b>2'15.574</b>	26.805	44.198	30.296	34.275	230.7	
5	2'13.896 *	26.184	43.325	30.154	34.233*	230.7	3	<b>2'14.016</b>	26.006	43.706	30.134	34.170	<b>231.7</b>	
6	<b>2'14.656</b>	26.454	43.529	30.318	34.355	230.7	4	<b>2'16.098</b>	25.976	44.168	31.057	34.897	229.2	
7	2'21.680 P	26.184	44.207*	30.737*	40.552	229.7								

**Fastest Lap:** Romano FENATI Sterilgarda Max Racin ITA **2'10.619** 25.335 42.404 29.320 33.560

These data/results cannot be reproduced, stored and/or transmitted in whole or in part by any manner of electronic, mechanical, photocopying, recording, broadcasting or otherwise now known or herein after developed without the previous express consent by the copyright owner, except for reproduction in daily press and regular printed publications on sale to the public within 60 days of the event related to those data/results and always provided that copyright symbol appears together as follows below.  
© DORNA, 2021

# Free Practice Nr. 3

# Moto3

Lap	Lap Time	T1	T2	T3	T4	Speed	Lap	Lap Time	T1	T2	T3	T4	Speed	
<b>18th 23</b> Niccolò ANTONELLI Avintia VR46 ITA							Runs=2 Total laps=8 Full laps=3							
5	5'46.955	P	25.961	43.458	30.147	4'07.389	1	14'15.030	P	23.323	46.516	32.600	44.153	224.0
6	13'07.146		20.863	43.932	30.259	34.371	2	6'19.303		21.558	44.950	30.805	34.610	225.9
7	<b>2'13.568</b>		26.049	43.291	29.971	34.257	3	<b>2'14.221</b>		26.364	43.557	30.160	34.140	228.8
8	2'21.029	P	26.503	43.495	30.431	40.600	4	<b>2'12.908</b>		25.971	43.137	29.820	33.980	229.7
9	5'01.108	*	27.367	47.005*	30.602	33.763	5	2'22.746	P	26.300	43.971	30.410	42.065	228.8
10	<b>2'12.310</b>		25.697	42.964	29.786	33.863	6	8'46.745		21.577	44.217	30.161	34.061	227.8
							7	<b>2'12.453</b>		25.812	43.037	29.757	33.847	229.7
							8	2'12.674	*	25.882	43.092*	29.684	34.016	229.7
<b>15th 37</b> Pedro ACOSTA Red Bull KTM Ajo SPA							Runs=2 Total laps=13 Full laps=8							
1	3'55.984		30.418	46.996	33.766	35.933	1	3'54.678		26.071	44.739	30.759	43.181	225.4
2	<b>2'13.986</b>		26.361	43.469	30.141	34.015	2	<b>2'15.439</b>		26.430	44.129	30.564	34.316	228.3
3	<b>2'19.473</b>		26.111	43.517	35.469	34.376	3	<b>2'19.236</b>		26.183	43.398	30.662	38.993	232.7
4	<b>2'13.399</b>		25.919	43.154	30.202	34.124	4	<b>2'13.547</b>		25.847	43.384	30.234	34.082	233.7
5	2'22.231	P	26.410	44.484*	30.262	41.075	5	<b>2'14.127</b>		26.101	43.355	30.338	34.333	231.2
6	7'59.965		21.587	43.772	29.989	33.967	6	2'13.505	*	26.24*	43.367	29.961	33.937	231.2
7	<b>2'12.813</b>		25.895	43.172	29.810	33.936	7	2'22.886	P	26.068	43.646	30.068	43.104	230.7
8	<b>2'14.586</b>		26.885	43.257	30.230	34.214	8	5'41.540	*	22.025	44.205*	30.348	34.297	227.3
9	<b>2'12.697</b>		25.768	43.042	29.977	33.910	9	<b>2'14.436</b>		26.279	43.653	30.195	34.309	228.3
10	2'23.122	P	27.132	44.767*	30.234	40.989	10	2'23.170	P	26.122	43.596	30.155	43.297	231.2
11	6'26.692	*	25.989	47.674*	30.041	34.227	11	8'41.350	*	24.148	45.897*	30.161*	34.023	206.8
12	<b>2'12.318</b>		25.771	42.837	29.827	33.883	12	<b>2'13.909</b>		25.978	43.533	30.465	33.933	229.7
13	<b>2'12.814</b>		25.841	42.975	29.941	34.057	13	<b>2'12.563</b>		25.846	43.101	29.802	33.814	231.2
<b>16th 20</b> Lorenzo FELLON SIC58 Squadra Corse FRA							Runs=2 Total laps=14 Full laps=7							
1	3'56.423		30.277	45.683	34.359	37.766	1	2'48.338	*	25.548	44.451*	31.192	36.110	226.4
2	<b>2'20.478</b>		26.616	43.839	35.836	34.187	2	<b>2'17.432</b>		26.651	44.414	30.998	35.369	224.0
3	<b>2'14.143</b>		26.282	43.546	30.296	34.019	3	<b>2'15.834</b>		26.615	44.069	30.647	34.503	225.4
4	<b>2'13.922</b>		26.060	43.267	30.203	34.392	4	<b>2'15.741</b>		26.675	44.032	30.440	34.594	225.0
5	2'20.880	P	26.060	43.853	30.138	40.829	5	<b>2'15.108</b>		26.343	43.656	30.534	34.575	227.3
6	8'00.902	*	21.817	43.979*	30.202	33.877	6	2'23.820	P	26.600	43.983	30.661	42.576	222.6
7	<b>2'12.708</b>		25.991	43.057	29.957	33.703	7	9'03.034	*	32.179	44.699*	30.634	35.316	221.7
8	2'17.118	*	29.99*	42.940*	30.179	34.002	8	<b>2'14.044</b>		26.150	43.668	30.108	34.118	227.8
9	2'17.040	*	26.490	43.493*	31.063	35.994	9	<b>2'13.810</b>		26.281	43.275	30.324	33.930	228.8
10	<b>2'13.721</b>		26.058	43.402	30.036	34.225	10	2'22.775	P	26.447	43.528	30.496	42.304	229.2
11	2'21.037	P	26.535	43.235*	30.723	40.544	11	7'01.333		28.363	55.628	37.273	35.326	202.6
12	4'39.951	*	27.347	52.430*	36.246	35.006	12	<b>2'20.205</b>		25.794	43.027	30.936	40.448	231.7
13	<b>2'21.813</b>		25.901	49.266	31.265	35.381	13	<b>2'12.626</b>		25.901	43.051	29.835	33.839	231.7
14	<b>2'12.324</b>		25.888	43.083	29.702	33.651								
<b>17th 27</b> Kaito TOBA CIP Green Power JPN							Runs=2 Total laps=14 Full laps=7							
1	2'28.929		21.200	44.721	31.574	34.992	1	2'28.445		22.513	44.805	32.141	34.972	228.3
2	<b>2'14.956</b>		26.581	43.613	30.275	34.487	2	<b>2'17.542</b>		26.895	44.652	30.917	35.078	225.4
3	2'14.624	*	26.253	43.653*	30.162	34.556	3	<b>2'17.480</b>		27.048	44.539	30.812	35.081	225.9
4	<b>2'14.973</b>		26.125	43.928	30.235	34.685	4	<b>2'17.558</b>		26.720	44.590	30.982	35.266	226.4
5	<b>2'16.664</b>		26.524	44.153	30.586	35.401	5	<b>2'18.431</b>		27.118	44.706	31.284	35.323	225.4
6	2'16.878	*	26.287	44.895*	30.581*	35.115*	6	2'25.392	P	27.116	45.099	31.310	41.867	223.1
7	2'25.282	P	26.395	44.275	30.647	43.965	7	7'01.852	*	21.748	44.039*	30.222	34.242	226.8
8	7'09.865	*	22.657	48.350*	31.252	34.233	8	<b>2'12.708</b>		25.859	43.095	29.793	33.961	232.7
9	<b>2'13.271</b>		26.159	43.224	29.697	34.191	9	<b>2'18.448</b>		26.261	43.716	31.901	36.570	235.2
10	<b>2'12.421</b>		25.787	42.912	29.832	33.890	10	2'24.591	P	25.948	43.447	30.028	45.168	233.2
11	2'22.769	P	26.030	43.560	30.444	42.735	11	8'56.077	*	25.446	53.487*	31.238	35.413	201.4
12	6'47.529	*	25.278	50.602*	32.916	35.266								
13	<b>2'13.647</b>		26.154	43.447	29.873	34.173								
14	<b>2'13.693</b>		26.057	43.450	29.850	34.336								
<b>21st 73</b> Maximilian KOFLER CIP Green Power AUT							Runs=2 Total laps=13 Full laps=7							
1	2'28.929		21.200	44.721	31.574	34.992	1	2'28.445		22.513	44.805	32.141	34.972	228.3
2	<b>2'14.956</b>		26.581	43.613	30.275	34.487	2	<b>2'17.542</b>		26.895	44.652	30.917	35.078	225.4
3	2'14.624	*	26.253	43.653*	30.162	34.556	3	<b>2'17.480</b>		27.048	44.539	30.812	35.081	225.9
4	<b>2'14.973</b>		26.125	43.928	30.235	34.685	4	<b>2'17.558</b>		26.720	44.590	30.982	35.266	226.4
5	<b>2'16.664</b>		26.524	44.153	30.586	35.401	5	<b>2'18.431</b>		27.118	44.706	31.284	35.323	225.4
6	2'16.878	*	26.287	44.895*	30.581*	35.115*	6	2'25.392	P	27.116	45.099	31.310	41.867	223.1
7	2'25.282	P	26.395	44.275	30.647	43.965	7	7'01.852	*	21.748	44.039*	30.222	34.242	226.8
8	7'09.865	*	22.657	48.350*	31.252	34.233	8	<b>2'12.708</b>		25.859	43.095	29.793	33.961	232.7
9	<b>2'13.271</b>		26.159	43.224	29.697	34.191	9	<b>2'18.448</b>		26.261	43.716	31.901	36.570	235.2
10	<b>2'12.421</b>		25.787	42.912	29.832	33.890	10	2'24.591	P	25.948	43.447	30.028	45.168	233.2
11	2'22.769	P	26.030	43.560	30.444	42.735	11	8'56.077	*	25.446	53.487*	31.238	35.413	201.4
12	6'47.529	*	25.278	50.602*	32.916	35.266								
13	<b>2'13.647</b>		26.154	43.447	29.873	34.173								
14	<b>2'13.693</b>		26.057	43.450	29.850	34.336								

**Fastest Lap:** Romano FENATI Sterilgarda Max Racin ITA **2'10.619** 25.335 42.404 29.320 33.560

These data/results cannot be reproduced, stored and/or transmitted in whole or in part by any manner of electronic, mechanical, photocopying, recording, broadcasting or otherwise now known or herein after developed without the previous express consent by the copyright owner, except for reproduction in daily press and regular printed publications on sale to the public within 60 days of the event related to those data/results and always provided that copyright symbol appears together as follows below.  
© DORNA, 2021



## Free Practice Nr. 3

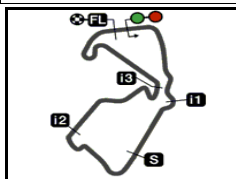
Moto3

Lap	Lap Time	T1	T2	T3	T4	Speed	Lap	Lap Time	T1	T2	T3	T4	Speed
12	2'15.995 *	26.273	43.845*	31.913	33.964	227.3	3	2'15.890	25.881	43.418	30.023	36.568	231.2
13	2'14.257	26.057	43.592	30.267	34.341	228.8	4	2'13.235	25.865	43.154	29.890	34.326	231.2
<b>22nd 28 Izan GUEVARA</b> Valresa GASGAS Asp SPA							5	3'11.372 P	26.364	43.966	30.345	1'30.697	218.6
		Runs=3	Total laps=13	Full laps=6			6	10'46.466	21.304	44.044	30.480	34.538	224.0
1	2'28.105	21.396	44.927	32.544	34.796	228.3	7	2'14.444	26.175	43.609	30.218	34.442	225.4
2	2'13.849	26.320	43.457	29.932	34.140	235.8	8	2'24.500 P	26.512	44.226*	30.917	42.845	223.6
3	2'13.776	26.088	43.347	30.071	34.270	230.2	9	7'54.145	28.784	52.301	34.506	40.712	189.8
4	2'21.657 P	25.979	43.338	30.218	42.122	231.2	10	2'19.983	25.767	43.017	33.835	37.364	233.2
5	5'51.328	21.414	44.118	30.372	34.314	227.3	<b>26th 6 Ryusei YAMANAKA</b> CarXpert PruestelGP JPN						
6	2'16.509	25.990	44.226	30.577	35.716	230.2			Runs=2	Total laps=14	Full laps=6		
7	2'14.491	26.020	43.896	30.196	34.379	229.2	1	2'27.561	21.943	44.708	31.297	35.224	226.8
8	2'21.337 P	25.983	43.767	30.153	41.434	228.8	2	2'14.977	26.521	44.034	30.085	34.337	225.9
9	5'44.835	21.471	46.485	30.880	34.033	225.4	3	2'14.128 *	26.211	43.318*	30.094	34.505	229.7
10	2'23.606 P	26.684	44.520	30.402	42.000	226.8	4	2'13.846	25.965	43.529	30.026	34.326	227.3
11	6'58.615	29.277	50.822	36.181	35.028	199.2	5	2'27.731 P	29.40*	44.686	30.975	42.670	224.0
12	2'23.789	25.879	49.399	32.867	35.644	233.2	6	8'01.884 *	22.012	43.352*	30.172	34.518	227.3
13	2'12.806	25.646	43.367	29.824	33.969	236.8	7	2'14.610	25.943	43.483	30.197	34.987	227.3
<b>23rd 54 Riccardo ROSSI</b> BOE Owlride ITA							8	2'14.005	26.254	43.411	30.052	34.288	225.0
		Runs=2	Total laps=13	Full laps=7			9	2'14.529	26.064	43.573	30.516	34.376	225.9
1	3'59.968	31.686	45.845	38.169	34.932	204.9	10	2'14.463	26.123	43.924	30.018	34.398	224.0
2	2'16.318 *	28.24*	43.261	30.349	34.459	232.7	11	2'22.854 P	26.149	44.044	30.024	42.637	224.0
3	2'13.893	26.264	43.368	30.198	34.063	231.7	12	5'44.299	23.968	43.844	30.129	34.446	223.6
4	2'13.492	25.948	43.111	30.309	34.124	232.7	13	2'13.657 *	25.957	43.084*	30.162	34.454	226.4
5	2'17.744	26.123	43.217	30.329	38.075	232.2	14	2'15.468 *	26.245	44.002*	30.360*	34.861	224.5
6	2'14.363	26.249	43.359	30.297	34.458	230.2	<b>27th 67 Alberto SURRA</b> Rivacold Snipers Tea ITA						
7	2'13.796	26.065	43.391	30.121	34.219	231.2			Runs=1	Total laps=10	Full laps=5		
8	2'26.868 P	27.586	44.720*	31.873	42.689	218.6	1	3'59.224 *	30.459	45.102*	31.392	34.914	223.1
9	6'23.259	32.230	48.441	31.018	35.639	214.2	2	2'14.269 *	26.372	43.496*	30.214	34.187	230.7
10	2'21.252 P	26.146	43.364*	30.446*	41.296	230.2	3	2'13.992	26.054	43.560	30.196	34.182	229.7
11	8'32.408 *	27.445	49.373*	36.125	35.654	210.1	4	2'14.260	26.107	43.565	30.236	34.352	228.3
12	2'20.680	25.859	43.482	34.842	36.497	231.2	5	2'15.290	26.351	43.575	30.272	35.092	224.0
13	2'12.897	25.751	43.031	30.062	34.053	233.2	6	2'16.055	26.374	44.588	30.801	34.292	218.1
<b>24th 99 Carlos TATAY</b> Avintia Esponsorama SPA							7	2'24.863 P	26.290	43.945	30.627	44.001	227.8
		Runs=2	Total laps=14	Full laps=8			8	19'29.119	30.592	51.858	34.295	36.550	203.0
1	2'31.933 *	22.285	45.041*	31.239	35.126	225.9	9	2'14.115 *	26.056	43.171*	30.010	34.878	229.2
2	2'14.951	26.663	43.772	30.219	34.297	228.3	10	2'14.018	26.165	43.349	30.028	34.476	222.6
3	2'14.371	26.289	43.612	30.166	34.304	228.3							
4	2'14.260	26.293	43.524	30.120	34.323	228.8							
5	2'13.851	26.168	43.356	30.062	34.265	229.7							
6	2'18.994 *	26.940	46.438	30.696	34.920*	210.9							
7	2'13.917	26.115	43.388	30.153	34.261	228.8							
8	2'22.350 P	26.131	43.626*	31.515	41.078	227.3							
9	7'01.283 *	20.332	43.119*	29.918	34.021	230.2							
10	2'20.967	26.046	43.785	31.840	39.296	229.7							
11	2'25.666 P	26.606	43.911	31.430	43.719	228.8							
12	5'39.563 *	20.242	43.106*	30.143	34.129	228.8							
13	2'12.909	25.904	43.330	29.751	33.924	225.9							
14	2'13.069	25.919	43.331	29.844	33.975	228.8							
<b>25th 12 Filip SALAC</b> CarXpert PruestelGP CZE													
		Runs=2	Total laps=10	Full laps=5									
1	3'58.628	28.837	45.639	33.993	34.961	222.6							
2	2'13.723	26.274	43.302	29.973	34.174	230.2							

**Fastest Lap:** Romano FENATI Sterilgarda Max Racin ITA 2'10.619 25.335 42.404 29.320 33.560

These data/results cannot be reproduced, stored and/or transmitted in whole or in part by any manner of electronic, mechanical, photocopying, recording, broadcasting or otherwise now known or herein after developed without the previous express consent by the copyright owner, except for reproduction in daily press and regular printed publications on sale to the public within 60 days of the event related to those data/results and always provided that copyright symbol appears together as follows below.  
© DORNA, 2021

Silverstone Circuit



5900 m.

Results and timing service provided by TISSOT

**MONSTER ENERGY BRITISH GRAND PRIX****Free Practice Nr. 3****Best Partial Times****Moto3™***IT* Ideal Lap Time, sum of the best partial times*BT* Best Lap Time

<b>T1</b>		<b>T2</b>		<b>T3</b>		<b>T4</b>				<i>IT</i>	<i>BT</i>	
<i>Pos</i>	<i>Rider</i>	<i>Time</i>	<i>Rider</i>	<i>Time</i>	<i>Rider</i>	<i>Time</i>	<i>Rider</i>	<i>Time</i>	<i>Pos</i>	<i>Rider</i>		
1	R.FENATI	25.335	R.FENATI	42.404	R.FENATI	29.320	A.SASAKI	33.500	1	R.FENATI	2'10.619	2'10.619 (1)
2	A.SASAKI	25.458	D.BINDER	42.516	D.BINDER	29.400	X.ARTIGAS	33.536	2	A.SASAKI	2'11.103	2'11.103 (2)
3	S.GARCIA	25.510	D.FOGGIA	42.526	J.ALCOBA	29.458	S.NEPA	33.538	3	D.BINDER	2'11.337	2'11.415 (3)
4	J.ALCOBA	25.566	A.SASAKI	42.601	A.SASAKI	29.544	R.FENATI	33.560	4	D.FOGGIA	2'11.430	2'11.609 (5)
5	J.MASIA	25.599	J.MCPHEE	42.654	J.MASIA	29.601	J.MCPHEE	33.650	5	J.ALCOBA	2'11.442	2'11.489 (4)
6	D.BINDER	25.622	J.ALCOBA	42.671	A.MIGNO	29.605	L.FELLON	33.651	6	J.MASIA	2'11.724	2'11.754 (6)
7	D.FOGGIA	25.627	A.MIGNO	42.777	D.ÖNCÜ	29.614	D.FOGGIA	33.661	7	J.MCPHEE	2'11.875	2'11.978 (7)
8	I.GUEVARA	25.646	J.MASIA	42.805	D.FOGGIA	29.616	J.MASIA	33.719	8	A.MIGNO	2'11.894	2'12.123 (9)
9	G.RODRIGO	25.697	T.SUZUKI	42.816	T.SUZUKI	29.669	J.ALCOBA	33.747	9	T.SUZUKI	2'12.002	2'12.074 (8)
10	A.MIGNO	25.721	D.ÖNCÜ	42.836	N.ANTONELLI	29.684	G.RODRIGO	33.763	10	S.NEPA	2'12.062	2'12.150 (11)
11	T.SUZUKI	25.724	P.ACOSTA	42.837	K.TOBA	29.697	A.MIGNO	33.791	11	D.ÖNCÜ	2'12.147	2'12.147 (10)
12	R.ROSSI	25.751	S.GARCIA	42.879	L.FELLON	29.702	T.SUZUKI	33.793	12	S.GARCIA	2'12.148	2'12.242 (13)
13	F.SALAC	25.767	X.ARTIGAS	42.898	S.NEPA	29.740	D.BINDER	33.799	13	X.ARTIGAS	2'12.194	2'12.208 (12)
14	P.ACOSTA	25.768	K.TOBA	42.912	J.MCPHEE	29.741	A.FERNANDEZ	33.814	14	G.RODRIGO	2'12.210	2'12.310 (14)
15	S.NEPA	25.786	G.RODRIGO	42.964	C.TATAY	29.751	Y.KUNII	33.839	15	K.TOBA	2'12.286	2'12.421 (17)
16	K.TOBA	25.787	S.NEPA	42.998	G.RODRIGO	29.786	N.ANTONELLI	33.847	16	L.FELLON	2'12.298	2'12.324 (16)
17	D.ÖNCÜ	25.790	F.SALAC	43.017	M.KOFLER	29.793	P.ACOSTA	33.883	16	P.ACOSTA	2'12.298	2'12.318 (15)
18	Y.KUNII	25.794	Y.KUNII	43.027	A.FERNANDEZ	29.802	K.TOBA	33.890	18	N.ANTONELLI	2'12.380	2'12.453 (18)
19	N.ANTONELLI	25.812	R.ROSSI	43.031	S.GARCIA	29.806	D.ÖNCÜ	33.907	19	Y.KUNII	2'12.495	2'12.626 (20)
20	J.MCPHEE	25.830	N.ANTONELLI	43.037	P.ACOSTA	29.810	C.TATAY	33.924	20	A.FERNANDEZ	2'12.563	2'12.563 (19)
21	A.FERNANDEZ	25.846	L.FELLON	43.057	I.GUEVARA	29.824	S.GARCIA	33.953	21	M.KOFLER	2'12.708	2'12.708 (21)
22	M.KOFLER	25.859	M.KOFLER	43.095	Y.KUNII	29.835	M.KOFLER	33.961	22	I.GUEVARA	2'12.777	2'12.806 (22)
23	X.ARTIGAS	25.885	A.FERNANDEZ	43.101	X.ARTIGAS	29.875	I.GUEVARA	33.969	23	F.SALAC	2'12.848	2'13.235 (25)
24	L.FELLON	25.888	C.TATAY	43.330	F.SALAC	29.890	R.ROSSI	34.053	24	R.ROSSI	2'12.897	2'12.897 (23)

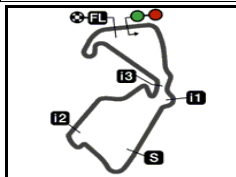
These data/results cannot be reproduced, stored and/or transmitted in whole or in part by any manner of electronic, mechanical, photocopying, recording, broadcasting or otherwise now known or herein after developed without the previous express consent by the copyright owner, except for reproduction in daily press and regular printed publications on sale to the public within 60 days of the event related to those data/results and always provided that copyright symbol appears together as follows below.  
© DORNA, 2021

Official MotoGP Timing by TISSOT  
www.motogp.com





Silverstone Circuit



5900 m.

Results and timing service provided by TISSOT

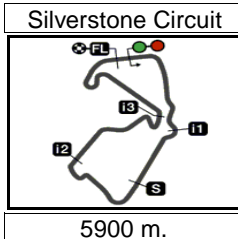
**MONSTER ENERGY BRITISH GRAND PRIX****Free Practice Nr. 3****Best Partial Times****Moto3™***IT* Ideal Lap Time, sum of the best partial times*BT* Best Lap Time

<b>T1</b>		<b>T2</b>		<b>T3</b>		<b>T4</b>				<i>IT</i>	<i>BT</i>	
<i>Pos</i>	<i>Rider</i>	<i>Time</i>	<i>Rider</i>	<i>Time</i>	<i>Rider</i>	<i>Time</i>	<i>Rider</i>	<i>Time</i>	<i>Pos</i>	<i>Rider</i>		
25	C.TATAY	25.904	I.GUEVARA	43.338	A.SURRA	30.010	F.SALAC	34.174	25	<b>C.TATAY</b>	2'12.909	2'12.909 (24)
26	<b>R.YAMANAKA</b>	<b>25.943</b>	<b>A.SURRA</b>	<b>43.349</b>	<b>R.YAMANAKA</b>	<b>30.018</b>	<b>A.SURRA</b>	<b>34.182</b>	26	<b>A.SURRA</b>	2'13.595	2'13.992 (27)
27	A.SURRA	26.054	R.YAMANAKA	43.411	R.ROSSI	30.062	R.YAMANAKA	34.288	27	<b>R.YAMANAKA</b>	2'13.660	2'13.846 (26)

These data/results cannot be reproduced, stored and/or transmitted in whole or in part by any manner of electronic, mechanical, photocopying, recording, broadcasting or otherwise now known or herein after developed without the previous express consent by the copyright owner, except for reproduction in daily press and regular printed publications on sale to the public within 60 days of the event related to those data/results and always provided that copyright symbol appears together as follows below.  
© DORNA, 2021

Official MotoGP Timing by **TISSOT**  
www.motogp.com





## MONSTER ENERGY BRITISH GRAND PRIX

### Free Practice Nr. 3

### Fastest Laps Sequence

*Practice Time**Rider**Nation**Motorcycle**Time**Km/h**Rider's Lap*

4'41.921	11 Sergio GARCIA	SPA	GASGAS	2'14.989	157.3	2
4'41.954	28 Izan GUEVARA	SPA	GASGAS	2'13.849	158.6	2
6'10.641	52 Jeremy ALCOBA	SPA	HONDA	2'13.623	158.9	2
6'11.519	7 Dennis FOGGIA	ITA	HONDA	2'13.538	159.0	2
6'11.944	53 Deniz ÖNCÜ	TUR	KTM	2'13.451	159.1	2
8'26.423	24 Tatsuki SUZUKI	JPN	HONDA	2'13.239	159.4	3
8'27.309	71 Ayumu SASAKI	JPN	KTM	2'13.226	159.4	3
10'43.635	40 Darryn BINDER	RSA	HONDA	2'13.101	159.5	4
12'59.610	7 Dennis FOGGIA	ITA	HONDA	2'13.011	159.6	5
15'12.302	7 Dennis FOGGIA	ITA	HONDA	2'12.692	160.0	6
23'18.244	5 Jaume MASIA	SPA	KTM	2'12.216	160.6	7
23'18.617	43 Xavier ARTIGAS	SPA	HONDA	2'12.208	160.6	7
25'34.733	7 Dennis FOGGIA	ITA	HONDA	2'12.153	160.7	9
25'35.213	16 Andrea MIGNO	ITA	HONDA	2'12.123	160.7	7
27'36.798	55 Romano FENATI	ITA	HUSQVARNA	2'11.957	160.9	9
27'46.342	7 Dennis FOGGIA	ITA	HONDA	2'11.609	161.3	10
40'21.473	55 Romano FENATI	ITA	HUSQVARNA	2'10.619	162.6	13

These data/results cannot be reproduced, stored and/or transmitted in whole or in part by any manner of electronic, mechanical, photocopying, recording, broadcasting or otherwise now known or herein after developed without the previous express consent by the copyright owner, except for reproduction in daily press and regular printed publications on sale to the public within 60 days of the event related to those data/results and always provided that copyright symbol appears together as follows below.

© DORNA, 2021

Official MotoGP Timing by TISSOT  
www.motogp.com

Silverstone, Saturday, August 28, 2021

