


Results and timing service provided by **TISSOT**

MotoGP™

MONSTER ENERGY BRITISH GRAND PRIX

Qualifying Results



	Rider	Nation Team	Motorcycle	Time	Lap	Total	Gap	Top Speed
1	44 Po ESPARGARO	SPA Repsol Honda Team	HONDA	Q2 1'58.889	6	7		336.4
2	63 Francesco BAGNAIA	ITA Ducati Lenovo Team	DUCATI	Q2 1'58.911	6	7	0.022 0.022	337.5
3	20 Fabio QUARTARARO	FRA Monster Energy Yamaha MotoGP	YAMAHA	Q2 1'58.925	6	6	0.036 0.014	332.3
4	89 Jorge MARTIN	SPA Pramac Racing	DUCATI	Q2 1'59.074	7	7	0.185 0.149	338.5
5	93 Marc MARQUEZ	SPA Repsol Honda Team	HONDA	Q2 1'59.086	6	7	0.197 0.012	335.4
6	41 Aleix ESPARGARO	SPA Aprilia Racing Team Gresini	APRILIA	Q2 1'59.273	7	7	0.384 0.187	334.3
7	43 Jack MILLER	AUS Ducati Lenovo Team	DUCATI	Q2 1'59.368	5	6	0.479 0.095	337.5
8	46 Valentino ROSSI	ITA Petronas Yamaha SRT	YAMAHA	Q2 1'59.531	7	7	0.642 0.163	332.3
9	5 Johann ZARCO	FRA Pramac Racing	DUCATI	Q2 1'59.579	6	6	0.690 0.048	338.5
10	42 Alex RINS	SPA Team SUZUKI ECSTAR	SUZUKI	Q2 1'59.639	6	7	0.750 0.060	331.2
11	36 Joan MIR	SPA Team SUZUKI ECSTAR	SUZUKI	Q2 1'59.763	7	7	0.874 0.124	329.2
12	33 Brad BINDER	RSA Red Bull KTM Factory Racing	KTM	Q2 1'59.977	6	7	1.088 0.214	332.3
13	23 Enea BASTIANINI	ITA Avintia Esponsorama	DUCATI	Q1 1'59.553	3	5 (*)	0.265	337.5
14	10 Luca MARINI	ITA SKY VR46 Avintia	DUCATI	Q1 1'59.764	7	7 (*)	0.476 0.211	334.3
15	30 Takaaki NAKAGAMI	JPN LCR Honda IDEMITSU	HONDA	Q1 1'59.881	5	7 (*)	0.593 0.117	331.2
16	9 Danilo PETRUCCI	ITA Tech 3 KTM Factory Racing	KTM	Q1 1'59.997	7	7 (*)	0.709 0.116	334.3
17	73 Alex MARQUEZ	SPA LCR Honda CASTROL	HONDA	Q1 2'00.117	7	7 (*)	0.829 0.120	333.3
18	27 Iker LECUONA	SPA Tech 3 KTM Factory Racing	KTM	Q1 2'00.131	5	7 (*)	0.843 0.014	330.2
19	35 Cal CRUTCHLOW	GBR Monster Energy Yamaha MotoGP	YAMAHA	Q1 2'00.217	7	7 (*)	0.929 0.086	333.3
20	88 Miguel OLIVEIRA	POR Red Bull KTM Factory Racing	KTM	Q1 2'00.391	2	7 (*)	1.103 0.174	331.2
21	96 Jake DIXON	GBR Petronas Yamaha SRT	YAMAHA	Q1 2'00.869	3	7 (*)	1.581 0.478	325.3

* Gap with the fastest rider in the Q1 session.

Pole Position:		Po ESPARGARO	1'58.889	178.6 Km/h
Q1 Best Lap:	Lap 7	Johann ZARCO	(*) 1'59.288	178.0 Km/h
Best Race Lap:	2019	Marc MARQUEZ	1'59.936	177.0 Km/h
All Time Lap Record:	2019	Marc MARQUEZ	1'58.168	179.7 Km/h

The results are provisional until the end of the limit for protest and appeals.

Time limit for protest expires 60' after publication of the results - Time:

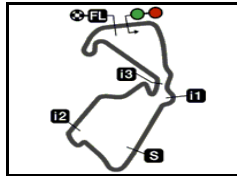
These data/results cannot be reproduced, stored and/or transmitted in whole or in part by any manner of electronic, mechanical, photocopying, recording, broadcasting or otherwise now known or herein after developed without the previous express consent of the copyright owner, except for reproduction in daily press and regular printed publications on sale to the public within 60 days of the event related to those data/results and always provided that copyright symbol appears together as follows below.

© DORNA, 2021

Official MotoGP Timing by TISSOT
www.motogp.com

Silverstone, Saturday, August 28, 2021





5900 m.

MONSTER ENERGY BRITISH GRAND PRIX

Qualifying Nr. 2

Classification

20



	<i>Rider</i>	<i>Nation</i>	<i>Team</i>	<i>Motorcycle</i>	<i>Time</i>	<i>Lap Total</i>	<i>Gap</i>	<i>Top Speed</i>
1	44 Poi ESPARGARO	SPA	Repsol Honda Team	HONDA	1'58.889	6 7		336.4
2	63 Francesco BAGNAIA	ITA	Ducati Lenovo Team	DUCATI	1'58.911	6 7	0.022 0.022	337.5
3	20 Fabio QUARTARARO	FRA	Monster Energy Yamaha MotoGP	YAMAHA	1'58.925	6 6	0.036 0.014	332.3
4	89 Jorge MARTIN	SPA	Pramac Racing	DUCATI	1'59.074	7 7	0.185 0.149	338.5
5	93 Marc MARQUEZ	SPA	Repsol Honda Team	HONDA	1'59.086	6 7	0.197 0.012	335.4
6	41 Aleix ESPARGARO	SPA	Aprilia Racing Team Gresini	APRILIA	1'59.273	7 7	0.384 0.187	334.3
7	43 Jack MILLER	AUS	Ducati Lenovo Team	DUCATI	1'59.368	5 6	0.479 0.095	337.5
8	46 Valentino ROSSI	ITA	Petronas Yamaha SRT	YAMAHA	1'59.531	7 7	0.642 0.163	332.3
9	5 Johann ZARCO	FRA	Pramac Racing	DUCATI	1'59.579	6 6	0.690 0.048	338.5
10	42 Alex RINS	SPA	Team SUZUKI ECSTAR	SUZUKI	1'59.639	6 7	0.750 0.060	331.2
11	36 Joan MIR	SPA	Team SUZUKI ECSTAR	SUZUKI	1'59.763	7 7	0.874 0.124	329.2
12	33 Brad BINDER	RSA	Red Bull KTM Factory Racing	KTM	1'59.977	6 7	1.088 0.214	332.3

Practice condition: Dry**Air: 19°****Humidity: 59%****Ground: 26°**

Fastest Lap:	Lap: 6	Poi ESPARGARO	1'58.889	178.6 Km/h
Best Race Lap:	2019	Marc MARQUEZ	1'59.936	177.0 Km/h
All Time Lap Record:	2019	Marc MARQUEZ	1'58.168	179.7 Km/h

The results are provisional until the end of the limit for protest and appeals.

Time limit for protest expires 30' after publication of the results - Time:

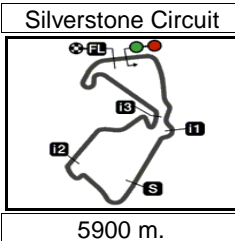
These data/results cannot be reproduced, stored and/or transmitted in whole or in part by any manner of electronic, mechanical, photocopying, recording, broadcasting or otherwise now known or herein after developed without the previous express consent by the copyright owner, except for reproduction in daily press and regular printed publications on sale to the public within 60 days of the event related to those data/results and always provided that copyright symbol appears together as follows below.

© DORNA, 2021

Official MotoGP Timing by **TISSOT**
www.motogp.com

Silverstone, Saturday, August 28, 2021





MONSTER ENERGY BRITISH GRAND PRIX

Qualifying Nr. 2

Top Speed & Average

21



Rider	Nation	Motorcycle	Top 5 speeds					Average	Top
5 Johann ZARCO	FRA	DUCATI	338.5	338.5	337.5	319.5	318.5	330.5	338.5
89 Jorge MARTIN	SPA	DUCATI	338.5	337.5	334.3	330.2	325.3	333.2	338.5
43 Jack MILLER	AUS	DUCATI	337.5	336.4	336.4	333.3	331.2	335.0	337.5
63 Francesco BAGNAIA	ITA	DUCATI	337.5	337.5	336.4	336.4	318.5	333.3	337.5
44 Po! ESPARGARO	SPA	HONDA	336.4	334.3	333.3	324.3	324.3	330.5	336.4
93 Marc MARQUEZ	SPA	HONDA	335.4	334.3	333.3	323.3	313.9	328.0	335.4
41 Aleix ESPARGARO	SPA	APRILIA	334.3	333.3	333.3	332.3	330.2	332.7	334.3
20 Fabio QUARTARARO	FRA	YAMAHA	332.3	331.2	331.2	327.2	327.2	329.8	332.3
33 Brad BINDER	RSA	KTM	332.3	331.2	331.2	328.2	327.2	329.6	332.3
46 Valentino ROSSI	ITA	YAMAHA	332.3	331.2	330.2	330.2	319.5	328.7	332.3
42 Alex RINS	SPA	SUZUKI	331.2	330.2	329.2	322.3	310.3	324.6	331.2
36 Joan MIR	SPA	SUZUKI	329.2	328.2	328.2	328.2	327.2	328.2	329.2

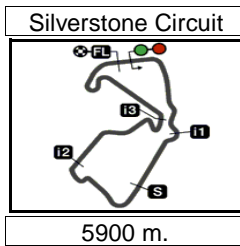
These data/results cannot be reproduced, stored and/or transmitted in whole or in part by any manner of electronic, mechanical, photocopying, recording, broadcasting or otherwise now known or herein after developed without the previous express consent by the copyright owner, except for reproduction in daily press and regular printed publications on sale to the public within 60 days of the event related to those data/results and always provided that copyright symbol appears together as follows below.

© DORNA, 2021

Official MotoGP Timing by TISSOT
www.motogp.com



Silverstone, Saturday, August 28, 2021



Results and timing service provided by TISSOT

MotoGP™

MONSTER ENERGY BRITISH GRAND PRIX

Qualifying Nr. 2

Chronological Analysis of Performances

22

* Lap / Sector time cancelled **T1** Time from finish line to 1st intermediate **T3** Time from 2nd intermed. to 3rd intermed.
P Crossing the finish line in pit lane **T2** Time from 1st intermed. to 2nd intermed. **T4** Time from 3rd intermediate to finish line
****** Tyre data subject to further updates

Lap	Lap Time	T1	T2	T3	T4	Speed	Lap	Lap Time	T1	T2	T3	T4	Speed		
1st	44	Po ESPARGARO HONDA SPA						4th	89	Jorge MARTIN DUCATI SPA					
		Repsol Honda Team							Pramac Racing						
		Runs=1	Total laps=7	Full laps=2					Runs=1	Total laps=7	Full laps=2				
Run #	1	Front Tyre	Slick-Soft	Rear Tyre	Slick-Soft		Run #	1	Front Tyre	Slick-Soft	Rear Tyre	Slick-Soft			
		New Tyre		New Tyre					New Tyre		New Tyre				
1	2'17.417	19.240	40.113	28.469	30.676	324.3	1	2'47.862	22.327	48.755	29.905	35.839	313.9		
2	2'00.802 *	23.403	38.638*	27.856	30.905	334.3	2	2'04.535 *	23.731	39.366*	30.749	30.689	325.3		
3	1'59.609	23.291	38.516	27.502	30.300	333.3	3	1'59.273	23.145	38.547	27.299	30.282	337.5		
4	2'12.431 P	25.263	40.473	28.859	37.836	309.4	4	2'11.788 P	25.516*	39.864*	28.410	37.998	330.2		
Run #	2	Front Tyre	Slick-Soft	Rear Tyre	Slick-Soft		Run #	2	Front Tyre	Slick-Soft	Rear Tyre	Slick-Soft			
		4 Laps at start				New Tyre			4 Laps at start				New Tyre		
5	3'55.109	19.309	39.395	27.869	30.417	324.3	5	3'35.192 *	20.985	37.210*	29.048	30.476	323.3		
6	1'58.889	23.144	38.251	27.353	30.141	336.4	6	1'58.008 *	23.178	36.753*	27.671	30.406	334.3		
7	2'46.597 *	41.144*	50.872*	34.093	40.488	167.7	7	1'59.074	23.155	38.385	27.201	30.333	338.5		
2nd	63	Francesco BAGNAIA DUCATI ITA						5th	93	Marc MARQUEZ HONDA SPA					
		Ducati Lenovo Team							Repsol Honda Team						
		Runs=1	Total laps=7	Full laps=4					Runs=1	Total laps=7	Full laps=1				
Run #	1	Front Tyre	Slick-Soft	Rear Tyre	Slick-Soft		Run #	1	Front Tyre	Slick-Medium	Rear Tyre	Slick-Soft			
		New Tyre		New Tyre					New Tyre		New Tyre				
1	3'19.492	21.328	41.332	28.494	30.724	291.1	1	2'48.032	21.943	48.432	29.992	37.880	291.8		
2	1'59.340	23.431	38.210	27.384	30.315	336.4	2	2'04.682 *	23.868	39.415*	30.834	30.565	323.3		
3	1'59.260	23.290	38.231	27.337	30.402	336.4	3	1'59.231 *	23.359	38.456*	27.227	30.189	333.3		
4	2'10.712 P	25.784*	39.257*	28.219	37.452	313.9	4	2'11.127 P	24.842	40.357*	28.623	37.305	313.9		
Run #	2	Front Tyre	Slick-Soft	Rear Tyre	Slick-Soft		Run #	2	Front Tyre	Slick-Medium	Rear Tyre	Slick-Soft			
		4 Laps at start				New Tyre			4 Laps at start				New Tyre		
5	3'18.805	20.562	40.370	28.360	30.607	318.5	5	3'32.886	18.405	40.000	29.303	30.473	309.4		
6	1'58.911	23.325	38.085	27.306	30.195	337.5	6	1'59.086	23.312	38.331	27.360	30.083	334.3		
7	1'59.821	23.265	38.310	27.499	30.747	337.5	7	2'04.002 *	23.405	38.460*	27.813	34.324	335.4		
3rd	20	Fabio QUARTARARO YAMAHA FRA						6th	41	Alex ESPARGARO APRILIA SPA					
		Monster Energy Yamaha MotoGP							Aprilia Racing Team Gresini						
		Runs=1	Total laps=6	Full laps=3					Runs=1	Total laps=7	Full laps=4				
Run #	1	Front Tyre	Slick-Medium	Rear Tyre	Slick-Soft		Run #	1	Front Tyre	Slick-Soft	Rear Tyre	Slick-Soft			
		New Tyre		New Tyre					New Tyre		New Tyre				
1	3'09.756 *	20.560	40.087*	28.555	30.608	317.6	1	2'44.285 *	19.542	40.153*	30.369	30.728	326.2		
2	1'58.990	23.236	38.249	27.319	30.186	331.2	2	2'00.257	23.685	38.593	27.449	30.530	332.3		
3	2'09.939 P	23.240	39.331*	28.728	38.640	327.2	3	1'59.658	23.442	38.544	27.377	30.295	333.3		
Run #	2	Front Tyre	Slick-Medium	Rear Tyre	Slick-Soft		Run #	2	Front Tyre	Slick-Soft	Rear Tyre	Slick-Soft			
		3 Laps at start			New Tyre				4 Laps at start			New Tyre			
4	4'15.205 *	19.051	38.885*	28.035	30.622	327.2	4	2'14.322 P	25.370	40.698	29.427	38.827	310.3		
5	1'59.078	23.245	38.366	27.392	30.075	331.2	5	3'36.795	18.516	40.140	28.899	30.495	330.2		
6	1'58.925	23.250	38.230	27.308	30.137	332.3	6	1'59.371	23.259	38.461	27.295	30.356	334.3		
							7	1'59.273	23.300	38.378	27.269	30.326	333.3		

Fastest Lap: Po ESPARGARO Repsol Honda Team SPA **1'58.889** 23.144 38.251 27.353 30.141

These data/results cannot be reproduced, stored and/or transmitted in whole or in part by any manner of electronic, mechanical, photocopying, recording, broadcasting or otherwise now known or herein after developed without the previous express consent by the copyright owner, except for reproduction in daily press and regular printed publications on sale to the public within 60 days of the event related to those data/results and always provided that copyright symbol appears together as follows below.
© DORNA, 2021

Official MotoGP Timing by TISSOT
www.motogp.com



Silverstone, Saturday, August 28, 2021

Qualifying Nr. 2

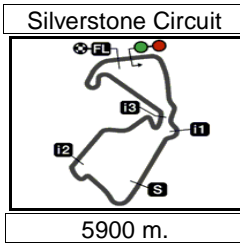
MotoGP

Lap	Lap Time	T1	T2	T3	T4	Speed	Lap	Lap Time	T1	T2	T3	T4	Speed	
7th	43	Jack MILLER				DUCATI	AUS	7	2'09.738	23.333	41.616	33.121	31.668	330.2
		Ducati Lenovo Team												
		Runs=2	Total laps=6	Full laps=2										
Run #	1	Front Tyre	missing data	Rear Tyre	missing data			Run #	1	Front Tyre	Slick-Soft	Rear Tyre	Slick-Soft	
		Laps at start		New Tyre						New Tyre		New Tyre		
1	2'58.098	23.148	40.202	28.817	30.653	331.2	1	2'10.906	19.923	39.851	28.067	30.604	323.3	
2	1'59.640	23.358	38.380	27.404	30.498	336.4	2	2'00.237	23.574	38.669	27.577	30.417	327.2	
3	2'12.680 P	24.073	40.610	29.026	38.971	291.1	3	2'00.074	23.580	38.634	27.628	30.232	328.2	
Run #	2	Front Tyre	missing data	Rear Tyre	missing data			Run #	2	Front Tyre	Slick-Soft	Rear Tyre	Slick-Soft	
		Laps at start		3 Laps at start						4 Laps at start		New Tyre		
4	4'17.812	21.129	40.383	28.793	31.138	333.3	4	2'09.434 P	23.579	40.269*	28.091	37.495	329.2	
5	1'59.368	23.502	38.262	27.377	30.227	336.4	5	4'02.439	19.576	39.533	27.874	30.449	325.3	
6	2'14.740 P	23.262	38.807	33.368	39.303	337.5	6	1'59.771	23.487	38.596	27.526	30.162	328.2	
								7	1'59.763	23.456	38.590	27.468	30.249	328.2
8th	46	Valentino ROSSI				YAMAHA	ITA							
		Petronas Yamaha SRT												
		Runs=1	Total laps=7	Full laps=4										
Run #	1	Front Tyre	Slick-Medium	Rear Tyre	Slick-Soft			Run #	1	Front Tyre	Slick-Medium	Rear Tyre	Slick-Soft	
		New Tyre		New Tyre						New Tyre		New Tyre		
1	3'20.228 *	20.156	40.803*	28.603	30.680	304.2	1	2'46.134	23.056	48.914	29.765	37.005	304.2	
2	2'00.136	23.606	38.553	27.532	30.445	330.2	2	2'12.842	23.866	38.749	39.561	30.666	328.2	
3	2'00.087	23.466	38.712	27.572	30.337	330.2	3	2'00.297	23.496	38.653	27.671	30.477	327.2	
4	2'09.259 P	24.775	39.247*	28.290	36.947	319.5	4	2'09.395 P	23.809	38.966*	28.104	38.516	331.2	
Run #	2	Front Tyre	Slick-Medium	Rear Tyre	Slick-Soft			Run #	2	Front Tyre	Slick-Medium	Rear Tyre	Slick-Soft	
		4 Laps at start		New Tyre						4 Laps at start		New Tyre		
5	3'18.033 *	19.070	39.765*	28.417	30.554	318.5	5	3'47.895	19.742	39.843	28.089	30.944	327.2	
6	1'59.656	23.428	38.522	27.425	30.281	331.2	6	1'59.977	23.286	38.634	27.642	30.415	331.2	
7	1'59.531	23.406	38.402	27.487	30.236	332.3	7	2'05.648	23.345	41.638	29.617	31.048	332.3	
9th	5	Johann ZARCO				DUCATI	FRA							
		Pramac Racing												
		Runs=1	Total laps=6	Full laps=3										
Run #	1	Front Tyre	Slick-Soft	Rear Tyre	Slick-Soft			Run #	1	Front Tyre	Slick-Medium	Rear Tyre	Slick-Soft	
		New Tyre		3 Laps at start						New Tyre		New Tyre		
1	2'50.529 *	20.419	40.038*	28.674	30.973	295.8	1	2'45.223	23.080	41.291	33.357	37.750	310.3	
2	2'04.798	23.666	39.769	30.615	30.748	319.5	2	2'05.980	24.036	41.900	28.125	31.919	284.9	
3	2'17.105 P	23.474	38.495	29.448	45.688	338.5	3	2'00.283	23.420	38.730	27.586	30.547	329.2	
Run #	2	Front Tyre	Slick-Soft	Rear Tyre	Slick-Soft			Run #	2	Front Tyre	missing data	Rear Tyre	missing data	
		3 Laps at start		New Tyre						** Laps at start		** Laps at start		
4	4'24.804 *	18.885	38.830*	27.770	30.469	318.5	5	3'36.352	22.220	40.114	27.951	30.700	322.3	
5	1'59.697	23.491	38.440	27.580	30.186	337.5	6	1'59.639	23.333	38.515	27.427	30.364	331.2	
6	1'59.579	23.450	38.474	27.420	30.235	338.5								
10th	42	Alex RINS				SUZUKI	SPA							
		Team SUZUKI ECSTAR												
		Runs=1	Total laps=7	Full laps=4										
Run #	1	Front Tyre	Slick-Soft	Rear Tyre	Slick-Soft			Run #	1	Front Tyre	Slick-Medium	Rear Tyre	Slick-Soft	
		**	New Tyre		**	3 Laps at start				New Tyre		New Tyre		
1	2'45.223	23.080	41.291	33.357	37.750	310.3	1	2'45.223	23.080	41.291	33.357	37.750	310.3	
2	2'05.980	24.036	41.900	28.125	31.919	284.9	2	2'05.980	24.036	41.900	28.125	31.919	284.9	
3	2'00.283	23.420	38.730	27.586	30.547	329.2	3	2'00.283	23.420	38.730	27.586	30.547	329.2	
4	2'13.413 P	27.732*	39.409*	28.506	37.766	300.0	4	2'13.413 P	27.732*	39.409*	28.506	37.766	300.0	
Run #	2	Front Tyre	missing data	Rear Tyre	missing data			Run #	2	Front Tyre	missing data	Rear Tyre	missing data	
		**	Laps at start		**	Laps at start				** Laps at start		** Laps at start		
5	3'36.352	22.220	40.114	27.951	30.700	322.3	5	3'36.352	22.220	40.114	27.951	30.700	322.3	
6	1'59.639	23.333	38.515	27.427	30.364	331.2	6	1'59.639	23.333	38.515	27.427	30.364	331.2	

Fastest Lap: Pol ESPARGARO Repsol Honda Team SPA **1'58.889** 23.144 38.251 27.353 30.141

These data/results cannot be reproduced, stored and/or transmitted in whole or in part by any manner of electronic, mechanical, photocopying, recording, broadcasting or otherwise now known or herein after developed without the previous express consent by the copyright owner, except for reproduction in daily press and regular printed publications on sale to the public within 60 days of the event related to those data/results and always provided that copyright symbol appears together as follows below.
© DORNA, 2021





Results and timing service provided by TISSOT

MotoGP™

MONSTER ENERGY BRITISH GRAND PRIX
Provisional Starting Grid

Race : 20 laps = 118 km

23



1	1 1'58.889 44 Pol ESPARGARO Honda	2 1'58.911 63 Francesco BAGNAIA Ducati	3 1'58.925 20 Fabio QUARTARARO Yamaha
2	4 1'59.074 89 Jorge MARTIN Ducati	5 1'59.086 93 Marc MARQUEZ Honda	6 1'59.273 41 Aleix ESPARGARO Aprilia
3	7 1'59.368 43 Jack MILLER Ducati	8 1'59.531 46 Valentino ROSSI Yamaha	9 1'59.579 5 Johann ZARCO Ducati
4	10 1'59.639 42 Alex RINS Suzuki	11 1'59.763 36 Joan MIR Suzuki	12 1'59.977 33 Brad BINDER KTM
5	13 1'59.553 23 Enea BASTIANINI Ducati	14 1'59.764 10 Luca MARINI Ducati	15 1'59.881 30 Takaaki NAKAGAMI Honda
6	16 1'59.997 9 Danilo PETRUCCI KTM	17 2'00.117 73 Alex MARQUEZ Honda	18 2'00.131 27 Iker LECUONA KTM
7	19 2'00.217 35 Cal CRUTCHLOW Yamaha	20 2'00.391 88 Miguel OLIVEIRA KTM	21 2'00.869 96 Jake DIXON Yamaha

The results are provisional until the end of the limit for protest and appeals and until the ratification of the Event Management Committee.

Time limit for protest expires 60' at the latest after publication of the results - Time:

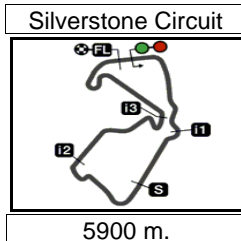
These data/results cannot be reproduced, stored and/or transmitted in whole or in part by any manner of electronic, mechanical, photocopying, recording, broadcasting or otherwise now known or herein after developed without the previous express consent by the copyright owner, except for reproduction in daily press and regular printed publications on sale to the public within 60 days of the event related to those data/results and always provided that copyright symbol appears together as follows below.

© DORNA, 2021

Official MotoGP Timing by TISSOT
 www.motogp.com



Silverstone, Saturday, August 28, 2021



Results and timing service provided by **TISSOT**

MotoGP™

MONSTER ENERGY BRITISH GRAND PRIX

BMW M Award - Best Qualifier MotoGP 2021

24

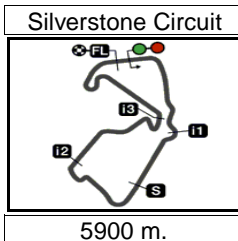
Rider	Nation	Points	QAT	DOH	POR	SPA	FRA	ITA	CAT	GER	NED	STY	AUT	GBR	ARA	RSM	AME	MAL	ALG	VAL
1 QUARTARARO Fabio	FRA	248	20	11	25	25	25	25	25	20	20	16	20	16						
2 ZARCO Johann	FRA	165	10	20	16	10	11	16	16	25	11	10	13	7						
3 BAGNAIA Francesco	ITA	158	25	10	5	13	-	20	7	6	16	20	16	20						
4 MILLER Jack	AUS	153	11	13	13	16	16	11	20	13	8	13	10	9						
5 VIÑALES Maverick	SPA	110	16	16	4	9	20	3	10	-	25	7	-	-						
6 ESPARGARO Aleix	SPA	109	8	9	9	8	3	13	9	16	7	9	8	10						
7 MARTIN Jorge	SPA	102	2	25	-	-	-	-	1	9	2	25	25	13						
8 RINS Alex	SPA	77	7	8	20	7	1	8	-	5	9	3	3	6						
9 MORBIDELLI Franco	ITA	76	9	6	11	20	13	6	11	-	-	-	-	-						
10 ESPARGARO Pol	SPA	73	4	2	2	4	8	4	4	8	5	2	5	25						
11 OLIVEIRA Miguel	POR	72	1	5	6	1	6	9	13	10	10	4	7	-						
12 MARQUEZ Marc	SPA	72	-	-	10	3	10	5	3	11	-	8	11	11						
13 MIR Joan	SPA	72	6	7	7	6	2	7	6	-	6	11	9	5						
14 NAKAGAMI Takaaki	JPN	60	5	1	-	11	9	1	2	7	13	6	4	1						
15 BINDER Brad	RSA	38	-	-	1	5	-	10	8	3	-	1	6	4						
16 ROSSI Valentino	ITA	37	13	-	-	-	7	-	5	-	4	-	-	8						
17 MARINI Luca	ITA	20	-	4	8	-	4	-	-	2	-	-	-	2						
18 MARQUEZ Alex	SPA	17	-	3	3	-	-	-	-	4	-	5	2	-						
19 BASTIANINI Enea	ITA	12	3	-	-	2	-	2	-	1	-	-	1	3						
20 SAVADORI Lorenzo	ITA	6	-	-	-	-	5	-	-	-	1	-	-	-						
21 LECUONA Iker	SPA	3	-	-	-	-	-	-	-	-	3	-	-	-						

These data/results cannot be reproduced, stored and/or transmitted in whole or in part by any manner of electronic, mechanical, photocopying, recording, broadcasting or otherwise now known or herein after developed without the previous express consent by the copyright owner, except for reproduction in daily press and regular printed publications on sale to the public within 60 days of the event related to those data/results and always provided that copyright symbol appears together as follows below.
© DORNA, 2021

Official MotoGP Timing by **TISSOT**
www.motogp.com



Silverstone, Saturday, August 28, 2021



Results and timing service provided by **TISSOT**

MotoGP™

MONSTER ENERGY BRITISH GRAND PRIX

After the **Qualifying Nr. 2**
Event Best Maximum Speed



<i>Rider</i>	<i>Nation Team</i>	<i>Motorcycle</i>	<i>Km/h</i>	
43 Jack MILLER	AUS Ducati Lenovo Team	DUCATI	339.6	Free Practice Nr. 3
5 Johann ZARCO	FRA Pramac Racing	DUCATI	339.6	Qualifying Nr. 1
89 Jorge MARTIN	SPA Pramac Racing	DUCATI	338.5	Qualifying Nr. 2
44 Po ESPARGARO	SPA Repsol Honda Team	HONDA	338.5	Free Practice Nr. 3
63 Francesco BAGNAIA	ITA Ducati Lenovo Team	DUCATI	338.5	Free Practice Nr. 3
23 Enea BASTIANINI	ITA Avintia Esponsorama	DUCATI	337.5	Qualifying Nr. 1
41 Aleix ESPARGARO	SPA Aprilia Racing Team Gresini	APRILIA	335.4	Free Practice Nr. 4
93 Marc MARQUEZ	SPA Repsol Honda Team	HONDA	335.4	Qualifying Nr. 2
9 Danilo PETRUCCI	ITA Tech 3 KTM Factory Racing	KTM	334.3	Qualifying Nr. 1
10 Luca MARINI	ITA SKY VR46 Avintia	DUCATI	334.3	Qualifying Nr. 1
33 Brad BINDER	RSA Red Bull KTM Factory Racing	KTM	334.3	Free Practice Nr. 3
73 Alex MARQUEZ	SPA LCR Honda CASTROL	HONDA	333.3	Qualifying Nr. 1
35 Cal CRUTCHLOW	GBR Monster Energy Yamaha MotoGP	YAMAHA	333.3	Qualifying Nr. 1
46 Valentino ROSSI	ITA Petronas Yamaha SRT	YAMAHA	332.3	Qualifying Nr. 2
88 Miguel OLIVEIRA	POR Red Bull KTM Factory Racing	KTM	332.3	Free Practice Nr. 3
20 Fabio QUARTARARO	FRA Monster Energy Yamaha MotoGP	YAMAHA	332.3	Qualifying Nr. 2
42 Alex RINS	SPA Team SUZUKI ECSTAR	SUZUKI	332.3	Free Practice Nr. 3
30 Takaaki NAKAGAMI	JPN LCR Honda IDEMITSU	HONDA	331.2	Qualifying Nr. 1
36 Joan MIR	SPA Team SUZUKI ECSTAR	SUZUKI	330.2	Free Practice Nr. 3
27 Iker LECUONA	SPA Tech 3 KTM Factory Racing	KTM	330.2	Qualifying Nr. 1
96 Jake DIXON	GBR Petronas Yamaha SRT	YAMAHA	325.3	Qualifying Nr. 1
32 Lorenzo SAVADORI	ITA Aprilia Racing Team Gresini	APRILIA	322.3	Free Practice Nr. 2

These data/results cannot be reproduced, stored and/or transmitted in whole or in part by any manner of electronic, mechanical, photocopying, recording, broadcasting or otherwise now known or herein after developed without the previous express consent by the copyright owner, except for reproduction in daily press and regular printed publications on sale to the public within 60 days of the event related to those data/results and always provided that copyright symbol appears together as follows below.

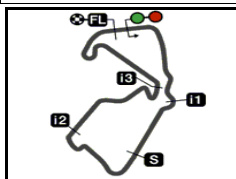
© DORNA, 2021

Official MotoGP Timing by **TISSOT**
www.motogp.com

Silverstone, Saturday, August 28, 2021



Silverstone Circuit



5900 m.

Results and timing service provided by TISSOT

MONSTER ENERGY BRITISH GRAND PRIX**Qualifying Nr. 2****Best Partial Times****MotoGP™***IT* Ideal Lap Time, sum of the best partial times*BT* Best Lap Time

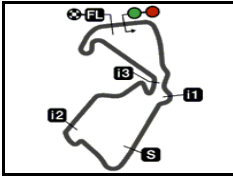
T1		T2		T3		T4						
<i>Pos</i>	<i>Rider</i>	<i>Time</i>	<i>Rider</i>	<i>Time</i>	<i>Rider</i>	<i>Time</i>	<i>Rider</i>	<i>Time</i>	<i>Pos</i>	<i>Rider</i>	<i>IT</i>	<i>BT</i>
1	P.ESPARGARO	23.144	F.BAGNAIA	38.085	J.MARTIN	27.201	F.QUARTARARO	30.075	1	F.QUARTARAR	1'58.849	1'58.925 (3)
2	J.MARTIN	23.145	F.QUARTARARO	38.230	M.MARQUEZ	27.227	M.MARQUEZ	30.083	2	F.BAGNAIA	1'58.851	1'58.911 (2)
3	F.QUARTARARO	23.236	P.ESPARGARO	38.251	A.ESPARGARO	27.269	P.ESPARGARO	30.141	3	P.ESPARGAR	1'58.889	1'58.889 (1)
4	A.ESPARGARO	23.259	J.MILLER	38.262	F.BAGNAIA	27.306	J.MIR	30.162	4	M.MARQUEZ	1'58.953	1'59.086 (5)
5	J.MILLER	23.262	M.MARQUEZ	38.331	F.QUARTARARO	27.308	J.ZARCO	30.186	5	J.MARTIN	1'59.013	1'59.074 (4)
6	F.BAGNAIA	23.265	A.ESPARGARO	38.378	P.ESPARGARO	27.353	F.BAGNAIA	30.195	6	J.MILLER	1'59.128	1'59.368 (7)
7	B.BINDER	23.286	J.MARTIN	38.385	J.MILLER	27.377	J.MILLER	30.227	7	A.ESPARGAR	1'59.201	1'59.273 (6)
8	M.MARQUEZ	23.312	V.ROSSI	38.402	J.ZARCO	27.420	V.ROSSI	30.236	8	V.ROSSI	1'59.469	1'59.531 (8)
9	A.RINS	23.333	J.ZARCO	38.440	V.ROSSI	27.425	J.MARTIN	30.282	9	J.ZARCO	1'59.496	1'59.579 (9)
10	V.ROSSI	23.406	A.RINS	38.515	A.RINS	27.427	A.ESPARGARO	30.295	10	A.RINS	1'59.639	1'59.639 (10)
11	J.ZARCO	23.450	J.MIR	38.590	J.MIR	27.468	A.RINS	30.364	11	J.MIR	1'59.676	1'59.763 (11)
12	J.MIR	23.456	B.BINDER	38.634	B.BINDER	27.642	B.BINDER	30.415	12	B.BINDER	1'59.977	1'59.977 (12)

These data/results cannot be reproduced, stored and/or transmitted in whole or in part by any manner of electronic, mechanical, photocopying, recording, broadcasting or otherwise now known or herein after developed without the previous express consent by the copyright owner, except for reproduction in daily press and regular printed publications on sale to the public within 60 days of the event related to those data/results and always provided that copyright symbol appears together as follows below.
© DORNA, 2021


Official MotoGP Timing by **TISSOT**
www.motogp.com




Silverstone Circuit



5900 m.

Results and timing service provided by **MotoGP™****MONSTER ENERGY BRITISH GRAND PRIX****Qualifying Nr. 2****Fastest Laps Sequence**

<i>Practice Time</i>	 <i>Rider</i>	<i>Nation</i>	<i>Motorcycle</i>	<i>Time</i>	<i>Km/h</i>	<i>Rider's Lap</i>
4'11.143	36 Joan MIR	SPA	SUZUKI	2'00.237	176.6	2
4'57.738	43 Jack MILLER	AUS	DUCATI	1'59.640	177.5	2
5'08.746	20 Fabio QUARTARARO	FRA	YAMAHA	1'58.990	178.5	2
14'24.257	44 Poi ESPARGARO	SPA	HONDA	1'58.889	178.6	6

These data/results cannot be reproduced, stored and/or transmitted in whole or in part by any manner of electronic, mechanical, photocopying, recording, broadcasting or otherwise now known or herein after developed without the previous express consent by the copyright owner, except for reproduction in daily press and regular printed publications on sale to the public within 60 days of the event related to those data/results and always provided that copyright symbol appears together as follows below.

© DORNA, 2021

Official MotoGP Timing by **TISSOT**
www.motogp.com

Silverstone, Saturday, August 28, 2021