


5900 m.

MONSTER ENERGY BRITISH GRAND PRIX

Warm Up

Classification

25

	Rider	Nation	Team	Motorcycle	Time	Lap Total	Gap	Top Speed
1	41 Aleix ESPARGARO	SPA	Aprilia Racing Team Gresini	APRILIA	2'00.325	7 10		333.3
2	30 Takaaki NAKAGAMI	JPN	LCR Honda IDEMITSU	HONDA	2'00.351	6 8	0.026 0.026	327.2
3	44 Poi ESPARGARO	SPA	Repsol Honda Team	HONDA	2'00.460	7 10	0.135 0.109	334.3
4	89 Jorge MARTIN	SPA	Pramac Racing	DUCATI	2'00.554	8 9	0.229 0.094	333.3
5	27 Iker LECUONA	SPA	Tech 3 KTM Factory Racing	KTM	2'00.584	7 10	0.259 0.030	325.3
6	20 Fabio QUARTARARO	FRA	Monster Energy Yamaha MotoGP	YAMAHA	2'00.612	4 10	0.287 0.028	329.2
7	36 Joan MIR	SPA	Team SUZUKI ECSTAR	SUZUKI	2'00.692	5 9	0.367 0.080	329.2
8	42 Alex RINS	SPA	Team SUZUKI ECSTAR	SUZUKI	2'00.697	8 9	0.372 0.005	330.2
9	43 Jack MILLER	AUS	Ducati Lenovo Team	DUCATI	2'00.712	9 10	0.387 0.015	336.4
10	93 Marc MARQUEZ	SPA	Repsol Honda Team	HONDA	2'00.851	5 6	0.526 0.139	334.3
11	73 Alex MARQUEZ	SPA	LCR Honda CASTROL	HONDA	2'01.254	9 10	0.929 0.403	334.3
12	9 Danilo PETRUCCI	ITA	Tech 3 KTM Factory Racing	KTM	2'01.257	7 10	0.932 0.003	331.2
13	10 Luca MARINI	ITA	SKY VR46 Avintia	DUCATI	2'01.258	4 10	0.933 0.001	333.3
14	33 Brad BINDER	RSA	Red Bull KTM Factory Racing	KTM	2'01.324	9 10	0.999 0.066	331.2
15	5 Johann ZARCO	FRA	Pramac Racing	DUCATI	2'01.325	7 9	1.000 0.001	336.4
16	35 Cal CRUTCHLOW	GBR	Monster Energy Yamaha MotoGP	YAMAHA	2'01.351	9 10	1.026 0.026	329.2
17	63 Francesco BAGNAIA	ITA	Ducati Lenovo Team	DUCATI	2'01.366	8 9	1.041 0.015	336.4
18	88 Miguel OLIVEIRA	POR	Red Bull KTM Factory Racing	KTM	2'01.512	7 10	1.187 0.146	329.2
19	46 Valentino ROSSI	ITA	Petronas Yamaha SRT	YAMAHA	2'01.801	9 10	1.476 0.289	329.2
20	96 Jake DIXON	GBR	Petronas Yamaha SRT	YAMAHA	2'01.947	7 7	1.622 0.146	324.3
21	23 Enea BASTIANINI	ITA	Avintia Esponsorama	DUCATI	2'01.995	4 6	1.670 0.048	331.2

Practice condition: Dry

Air: 15°

Humidity: 76%

Ground: 20°

Fastest Lap:	Lap: 7	Aleix ESPARGARO	2'00.325	176.5 Km/h
Best Race Lap:	2019	Marc MARQUEZ	1'59.936	177.0 Km/h
All Time Lap Record:	2019	Marc MARQUEZ	1'58.168	179.7 Km/h

The results are provisional until the end of the limit for protest and appeals.

Time limit for protest expires 30' after publication of the results - Time:

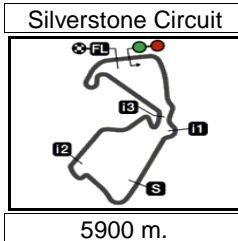
These data/results cannot be reproduced, stored and/or transmitted in whole or in part by any manner of electronic, mechanical, photocopying, recording, broadcasting or otherwise now known or herein after developed without the previous express consent by the copyright owner, except for reproduction in daily press and regular printed publications on sale to the public within 60 days of the event related to those data/results and always provided that copyright symbol appears together as follows below.

© DORNA, 2021

Official MotoGP Timing by TISSOT
www.motogp.com

Silverstone, Sunday, August 29, 2021



**MONSTER ENERGY BRITISH GRAND PRIX****Warm Up****Top Speed & Average****26**

Rider	Nation	Motorcycle	Top 5 speeds					Average	Top
5 Johann ZARCO	FRA	DUCATI	336.4	333.3	332.3	331.2	330.2	332.7	336.4
43 Jack MILLER	AUS	DUCATI	336.4	336.4	335.4	335.4	334.3	335.6	336.4
63 Francesco BAGNAIA	ITA	DUCATI	336.4	335.4	335.4	334.3	333.3	335.0	336.4
44 Pol ESPARGARO	SPA	HONDA	334.3	332.3	332.3	331.2	329.2	331.9	334.3
73 Alex MARQUEZ	SPA	HONDA	334.3	334.3	333.3	332.3	332.3	333.3	334.3
93 Marc MARQUEZ	SPA	HONDA	334.3	330.2	326.2	322.3	303.3	323.3	334.3
10 Luca MARINI	ITA	DUCATI	333.3	331.2	330.2	330.2	329.2	330.6	333.3
41 Aleix ESPARGARO	SPA	APRILIA	333.3	333.3	332.3	332.3	332.3	332.7	333.3
89 Jorge MARTIN	SPA	DUCATI	333.3	332.3	331.2	328.2	322.3	329.5	333.3
9 Danilo PETRUCCI	ITA	KTM	331.2	330.2	330.2	330.2	329.2	329.9	331.2
23 Enea BASTIANINI	ITA	DUCATI	331.2	331.2	330.2	330.2	322.3	329.0	331.2
33 Brad BINDER	RSA	KTM	331.2	330.2	329.2	329.2	327.2	329.0	331.2
42 Alex RINS	SPA	SUZUKI	330.2	330.2	328.2	327.2	327.2	328.6	330.2
20 Fabio QUARTARARO	FRA	YAMAHA	329.2	329.2	329.2	329.2	329.2	329.2	329.2
35 Cal CRUTCHLOW	GBR	YAMAHA	329.2	329.2	328.2	328.2	327.2	328.2	329.2
36 Joan MIR	SPA	SUZUKI	329.2	329.2	328.2	326.2	326.2	327.5	329.2
46 Valentino ROSSI	ITA	YAMAHA	329.2	328.2	327.2	325.3	325.3	326.8	329.2
88 Miguel OLIVEIRA	POR	KTM	329.2	328.2	327.2	327.2	326.2	327.6	329.2
30 Takaaki NAKAGAMI	JPN	HONDA	327.2	327.2	324.3	308.5	274.8	312.4	327.2
27 Iker LECUONA	SPA	KTM	325.3	324.3	324.3	324.3	323.3	324.1	325.3
96 Jake DIXON	GBR	YAMAHA	324.3	323.3	322.3	320.4	320.4	321.9	324.3

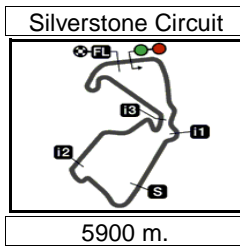
These data/results cannot be reproduced, stored and/or transmitted in whole or in part by any manner of electronic, mechanical, photocopying, recording, broadcasting or otherwise now known or herein after developed without the previous express consent by the copyright owner, except for reproduction in daily press and regular printed publications on sale to the public within 60 days of the event related to those data/results and always provided that copyright symbol appears together as follows below.

© DORNA, 2021

Official MotoGP Timing by TISSOT
www.motogp.com



Silverstone, Sunday, August 29, 2021



Results and timing service provided by TISSOT

MotoGP™

MONSTER ENERGY BRITISH GRAND PRIX

Warm Up

Chronological Analysis of Performances

27

* Lap / Sector time cancelled **T1** Time from finish line to 1st intermediate **T3** Time from 2nd intermed. to 3rd intermed.
P Crossing the finish line in pit lane **T2** Time from 1st intermed. to 2nd intermed. **T4** Time from 3rd intermediate to finish line
****** Tyre data subject to further updates

Lap	Lap Time	T1	T2	T3	T4	Speed
1st	41	Alex ESPARGARO		APRILIA	SPA	
		Aprilia Racing Team Gresini				
7	2'00.460	23.433	38.720	27.741	30.566	332.3
8	2'01.890	23.617	39.182	28.004	31.087	331.2
9	2'09.535 *	23.680	42.364 *	30.333	33.158	319.5
10	2'08.269	24.147	41.362	31.004	31.756	319.5

Run #	1	Front Tyre	Slick-Soft	Rear Tyre	Slick-Medium	Speed
		New Tyre		New Tyre		
1	2'29.238	20.313	41.711	29.143	31.814	285.7
2	2'02.171	24.216	39.208	27.945	30.802	332.3
3	2'01.184	23.744	39.052	27.650	30.738	330.2
4	2'00.948	23.644	38.962	27.714	30.628	332.3
5	2'00.824	23.619	38.933	27.719	30.553	331.2
6	2'05.140	23.577	38.809	30.681	32.073	332.3
7	2'00.325	23.493	38.843	27.488	30.501	333.3
8	2'00.489	23.384	38.868	27.703	30.534	333.3
9	2'00.794	23.513	39.077	27.589	30.615	330.2
10	2'00.672	23.540	38.997	27.597	30.538	331.2

4th **89** **Jorge MARTIN** DUCATI SPA
 Pramac Racing

Run #	1	Front Tyre	Slick-Soft	Rear Tyre	Slick-Soft	Speed
		7 Laps at start		3 Laps at start		
1	4'08.818 *	21.687	41.594 *	29.496	31.643	308.5
2	2'01.983 *	23.901	39.399 *	27.945	30.738	328.2
3	2'00.883	23.543	38.988	27.675	30.677	331.2
4	2'03.274	23.707	40.696	28.043	30.828	320.4
5	2'11.936 P	23.865	39.113 *	27.663	41.295	322.3

Run #	2	Front Tyre	Slick-Soft	Rear Tyre	Slick-Soft	Speed
		4 Laps at start		4 Laps at start		
6	2'37.198 *	21.569	40.710 *	29.856	30.937	313.0
7	2'02.445	23.722	39.595	28.447	30.681	332.3
8	2'00.554	23.538	38.883	27.648	30.485	333.3
9	2'06.665 *	26.487 *	40.569 *	28.599	31.010	315.7

2nd **30** **Takaaki NAKAGAMI** HONDA JPN
 LCR Honda IDEMITSU

Run #	1	Front Tyre	Slick-Soft	Rear Tyre	Slick-Soft	Speed
		10 Laps at start		5 Laps at start		
1	2'54.095 P	23.027	43.243	30.467	39.374	263.4

Run #	2	Front Tyre	Slick-Soft	Rear Tyre	Slick-Soft	Speed
		7 Laps at start		4 Laps at start		
2	2'39.294	21.266	42.362	29.455	31.644	274.8
3	2'01.933 *	24.007	39.225 *	27.901	30.800	324.3
4	2'00.452 *	23.555	38.718 *	27.630	30.549	327.2
5	2'06.500	26.588	40.562	28.714	30.636	308.5
6	2'00.351	23.412	38.831	27.564	30.544	327.2
7	2'27.946 P	30.314 *	44.328 *	32.151	41.153	256.5

Run #	3	Front Tyre	Slick-Soft	Rear Tyre	Slick-Soft	Speed
		13 Laps at start		10 Laps at start		
8	6'12.586	27.199	44.416	32.685	40.093	267.3

3rd **44** **Poi ESPARGARO** HONDA SPA
 Repsol Honda Team

Run #	1	Front Tyre	Slick-Soft	Rear Tyre	Slick-Soft	Speed
		7 Laps at start		3 Laps at start		
1	2'26.512	21.490	42.013	28.858	31.151	310.3
2	2'01.649	23.938	39.169	27.932	30.610	329.2
3	2'07.716 *	28.855	39.335 *	27.999	31.527	322.3
4	2'07.384	29.486	39.392	27.950	30.556	328.2
5	2'00.860	23.655	38.795	27.932	30.478	332.3
6	2'03.852 *	23.711	40.377	29.054 *	30.710	334.3

5th **27** **Iker LECUONA** KTM SPA
 Tech 3 KTM Factory Racing

Run #	1	Front Tyre	Slick-Soft	Rear Tyre	Slick-Medium	Speed
		New Tyre		New Tyre		
1	2'32.411	19.762	40.246	29.222	30.942	293.4
2	2'02.633	24.219	39.396	28.068	30.950	320.4
3	2'04.715	24.355	39.421	28.250	32.689	324.3
4	2'01.161	23.701	38.982	27.889	30.589	323.3
5	2'01.577	23.942	39.005	27.962	30.668	324.3
6	2'05.629 *	23.823	39.098	32.048 *	30.660	323.3
7	2'00.584	23.605	38.710	27.780	30.489	325.3
8	2'01.751	23.530	39.088	28.339	30.794	318.5
9	2'02.157	23.675	39.435	28.277	30.770	320.4
10	2'01.520	23.579	39.219	27.993	30.729	324.3

6th **20** **Fabio QUARTARARO** YAMAHA FRA
 Monster Energy Yamaha MotoGP

Run #	1	Front Tyre	Slick-Soft	Rear Tyre	Slick-Medium	Speed
		7 Laps at start		12 Laps at start		
1	3'41.507 *	21.882	42.456 *	29.136	32.631	295.8
2	2'04.282	25.910	39.310	28.074	30.988	328.2
3	2'00.695	23.553	38.816	27.602	30.724	329.2

Fastest Lap: Enea BASTIANINI Avintia Esponsorama ITA **2'00.325** 23.493 38.843 27.488 30.501

These data/results cannot be reproduced, stored and/or transmitted in whole or in part by any manner of electronic, mechanical, photocopying, recording, broadcasting or otherwise now known or herein after developed without the previous express consent by the copyright owner, except for reproduction in daily press and regular printed publications on sale to the public within 60 days of the event related to those data/results and always provided that copyright symbol appears together as follows below.
 © DORNA, 2021



Warm Up

MotoGP

Lap	Lap Time	T1	T2	T3	T4	Speed	Lap	Lap Time	T1	T2	T3	T4	Speed
4	2'00.612	23.570	38.778	27.685	30.579	328.2	10	2'01.761	24.255	38.968	27.824	30.714	335.4
5	2'00.652	23.510	38.782	27.723	30.637	328.2	10th 93 Marc MARQUEZ HONDA SPA Repsol Honda Team						
6	2'01.002	23.625	38.921	27.775	30.681	329.2	Run # 1 Front Tyre Slick-Soft Rear Tyre Slick-Medium New Tyre 11 Laps at start						
7	2'06.583 *	23.560	41.647*	30.324	31.052	329.2	1	2'47.848	20.650	42.197	29.344	31.446	284.9
8	2'01.034	23.451	39.019	27.842	30.722	328.2	2	2'02.476	24.126	39.454	28.111	30.785	326.2
9	2'00.987	23.551	38.995	27.760	30.681	329.2	3	2'01.454	23.863	38.977	27.727	30.887	330.2
10	2'00.938	23.519	38.943	27.818	30.658	329.2	4	2'07.044	24.716	43.202	28.141	30.985	242.1

7th 36 Joan MIR SUZUKI SPA
Team SUZUKI ECSTAR

Run #	1	Front Tyre	Slick-Soft	Rear Tyre	Slick-Soft	Speed
		7 Laps at start			4 Laps at start	
1	2'39.898	20.942	41.355	29.048	31.256	303.3
2	2'02.395	24.240	39.271	28.013	30.871	324.3
3	2'01.455	23.855	38.966	27.978	30.656	326.2
4	2'01.343	23.908	38.868	27.860	30.707	329.2
5	2'00.692	23.669	38.932	27.624	30.467	328.2
6	2'01.158 *	23.815	38.889	27.842*	30.612	329.2
7	2'02.478	23.710	39.106	28.819	30.843	326.2
8	2'14.513 P	23.698	43.336	29.522	37.957	326.2

Run #	2	Front Tyre	Slick-Soft	Rear Tyre	Slick-Soft	Speed
		15 Laps at start			3 Laps at start	
9	3'46.042	20.420	40.827	28.911	31.418	313.0

8th 42 Alex RINS SUZUKI SPA
Team SUZUKI ECSTAR

Run #	1	Front Tyre	Slick-Medium	Rear Tyre	Slick-Medium	Speed
		New Tyre			10 Laps at start	
1	2'51.389	21.568	42.051	29.714	31.926	298.3
2	2'14.693 P	24.979	40.544	28.868	40.302	319.5

Run #	2	Front Tyre	Slick-Soft	Rear Tyre	Slick-Soft	Speed
		7 Laps at start			3 Laps at start	
3	3'23.713	20.775	41.178	28.839	31.533	311.2
4	2'02.044	23.973	39.197	27.989	30.885	326.2
5	2'05.527	23.728	38.815	31.489	31.495	327.2
6	2'01.173	23.624	39.038	27.812	30.699	327.2
7	2'03.001	23.666	40.298	28.258	30.779	328.2
8	2'00.697	23.584	38.756	27.611	30.746	330.2
9	2'00.790	23.602	38.853	27.733	30.602	330.2

9th 43 Jack MILLER DUCATI AUS
Ducati Lenovo Team

Run #	1	Front Tyre	Slick-Soft	Rear Tyre	Slick-Medium	Speed
		6 Laps at start			New Tyre	
1	2'48.229	21.179	41.362	29.213	31.296	308.5
2	2'02.323	24.133	39.421	28.016	30.753	330.2
3	2'01.292	23.945	38.965	27.821	30.561	332.3
4	2'06.575 *	26.414*	40.902	28.213	31.046	314.8
5	2'00.904	23.673	38.760	27.902	30.569	335.4
6	2'13.863 *	26.233*	41.837	30.419*	35.374	323.3
7	2'01.848	24.151	39.132	27.818	30.747	334.3
8	2'00.865 *	23.647	38.821	27.723	30.674*	336.4
9	2'00.712	23.621	38.854	27.677	30.560	336.4

Run #	1	Front Tyre	Slick-Soft	Rear Tyre	Slick-Medium	Speed
		15 Laps at start			4 Laps at start	
1	2'24.416 P	20.611	42.467	30.448	39.000	307.6

11th 73 Alex MARQUEZ HONDA SPA
LCR Honda CASTROL

Run #	1	Front Tyre	Slick-Soft	Rear Tyre	Slick-Soft	Speed
		8 Laps at start			7 Laps at start	
2	2'42.939	20.615	41.277	28.957	31.364	317.6
3	2'02.708	23.916	39.419	28.289	31.084	328.2
4	2'01.484 *	23.721	39.082*	27.952	30.729	331.2
5	2'01.331 *	23.578	39.043*	27.905	30.805	333.3
6	2'04.820 *	25.307	39.370	28.615*	31.528	332.3
7	2'01.423	23.661	38.966	28.022	30.774	332.3
8	2'07.917 *	23.696	39.503*	31.636	33.082	334.3
9	2'01.254	23.564	38.977	28.030	30.683	334.3
10	2'01.595 *	23.655	39.081*	28.068	30.791	331.2

12th 9 Danilo PETRUCCI KTM ITA
Tech 3 KTM Factory Racing

Run #	1	Front Tyre	Slick-Soft	Rear Tyre	Slick-Soft	Speed
		7 Laps at start			4 Laps at start	
1	2'32.984	20.762	41.021	29.554	31.292	295.0
2	2'02.957	24.145	39.466	28.454	30.892	324.3
3	2'04.164	24.152	39.391	28.166	32.455	325.3
4	2'01.476	23.892	39.060	27.916	30.608	330.2
5	2'01.526	23.858	39.057	27.950	30.661	330.2
6	2'05.708 *	23.804	39.106	29.520*	33.278	329.2
7	2'01.257	23.733	39.042	27.872	30.610	330.2
8	2'01.671	23.724	39.153	28.026	30.768	331.2
9	2'01.803	23.784	39.264	27.993	30.762	329.2
10	2'01.428	23.742	39.164	27.915	30.607	329.2

13th 10 Luca MARINI DUCATI ITA
SKY VR46 Avintia

Run #	1	Front Tyre	Slick-Soft	Rear Tyre	Slick-Soft	Speed
		New Tyre			4 Laps at start	
1	2'29.078	20.951	42.268	29.448	31.889	274.8
2	2'02.665	24.253	39.492	28.142	30.778	316.7
3	2'01.292	23.765	38.910	27.860	30.757	330.2

Fastest Lap: Enea BASTIANINI Avintia Esponsorama ITA **2'00.325** 23.493 38.843 27.488 30.501

These data/results cannot be reproduced, stored and/or transmitted in whole or in part by any manner of electronic, mechanical, photocopying, recording, broadcasting or otherwise now known or herein after developed without the previous express consent by the copyright owner, except for reproduction in daily press and regular printed publications on sale to the public within 60 days of the event related to those data/results and always provided that copyright symbol appears together as follows below.
© DORNA, 2021



Warm Up

MotoGP

Lap	Lap Time	T1	T2	T3	T4	Speed	Lap	Lap Time	T1	T2	T3	T4	Speed
4	2'01.258	23.671	38.993	27.782	30.812	331.2	9	2'01.351	23.833	39.016	27.904	30.598	328.2
5	2'01.538	23.724	39.121	27.850	30.843	329.2	10	2'19.674 *	31.564*	46.074*	29.862	32.174	295.0
6	2'14.272 *	23.888	41.903	31.358*	37.123	319.5							
7	2'01.503	23.825	39.024	27.877	30.777	333.3							
8	2'09.252	23.844	39.211	33.237	32.960	328.2							
9	2'02.398	24.028	39.262	28.009	31.099	329.2							
10	2'08.077	24.031	39.386	31.703	32.957	330.2							

14th 33 Brad BINDER KTM RSA
Red Bull KTM Factory Racing

Run #	1	Front Tyre	Slick-Soft	Rear Tyre	Slick-Soft
		8 Laps at start		4 Laps at start	
1	2'36.025 P	22.584	42.715	29.540	39.016 281.9

Run #	2	Front Tyre	Slick-Soft	Rear Tyre	Slick-Soft
		New Tyre		4 Laps at start	
2	2'36.022	20.095	40.741	28.775	31.018 299.1
3	2'02.243	24.119	39.264	28.069	30.791 325.3
4	2'06.353 *	23.782	39.212*	32.372	30.987 327.2
5	2'01.756	23.887	38.942	28.117	30.810 329.2
6	2'01.366	23.739	39.034	27.869	30.724 326.2
7	2'01.368 *	23.651	39.029*	27.965	30.723 331.2
8	2'01.446	23.679	39.016	27.933	30.818 330.2
9	2'01.324	23.631	39.076	27.883	30.734 329.2
10	2'07.958	29.280	39.553	28.268	30.857 327.2

15th 5 Johann ZARCO DUCATI FRA
Pramac Racing

Run #	1	Front Tyre	Slick-Soft	Rear Tyre	Slick-Soft
		6 Laps at start		4 Laps at start	
1	2'30.632	22.557	44.637	29.777	32.023 247.7
2	2'04.360	24.926	39.785	28.507	31.142 327.2
3	2'02.939	24.315	39.316	28.348	30.960 327.2
4	2'01.978	23.992	38.915	27.952	31.119 333.3
5	2'07.214	24.056	44.372	28.059	30.727 331.2
6	2'02.477 *	23.862	38.891	28.705*	31.019 332.3
7	2'01.325	23.819	38.915	27.901	30.690 336.4
8	2'17.520 P	23.846	39.303	33.304	41.067 330.2

Run #	2	Front Tyre	Slick-Soft	Rear Tyre	Slick-Soft
		7 Laps at start		12 Laps at start	
9	4'19.822	23.657	43.842	30.951	31.773 276.9

16th 35 Cal CRUTCHLOW YAMAHA GBR
Monster Energy Yamaha MotoGP

Run #	1	Front Tyre	Slick-Soft	Rear Tyre	Slick-Soft
		5 Laps at start		4 Laps at start	
1	2'50.190	24.998	45.787	32.204	32.338 293.4
2	2'07.998	26.594	40.461	28.944	31.999 313.9
3	2'02.626	24.258	39.420	28.141	30.807 327.2
4	2'01.570	23.951	39.108	27.835	30.676 328.2
5	2'06.413	24.047	39.136	32.171	31.059 329.2
6	2'01.168 *	23.695	38.946	27.891*	30.636 327.2
7	2'11.146 *	29.562	42.262*	28.372	30.950 299.1
8	2'01.679	23.875	39.041	27.897	30.866 329.2

17th 63 Francesco BAGNAIA DUCATI ITA
Ducati Lenovo Team

Run #	1	Front Tyre	Slick-Soft	Rear Tyre	Slick-Soft
		7 Laps at start		3 Laps at start	

1	2'44.354	21.671	41.857	29.356	31.796 288.7
2	2'10.657 P	24.481	39.621	28.356	38.199 330.2

Run #	2	Front Tyre	Slick-Soft	Rear Tyre	Slick-Soft
		6 Laps at start		4 Laps at start	

3	4'23.422	22.445	41.023	29.883	31.335 297.5
4	2'01.829	24.046	38.997	27.964	30.822 334.3
5	2'02.130	23.909	39.041	28.212	30.968 333.3
6	2'01.946	23.846	39.238	27.948	30.914 335.4
7	2'01.478	23.692	38.924	27.877	30.985 336.4
8	2'01.366	23.680	38.914	27.814	30.958 335.4
9	2'16.544 *	32.510*	41.769*	29.901	32.364 300.8

18th 88 Miguel OLIVEIRA KTM POR
Red Bull KTM Factory Racing

Run #	1	Front Tyre	Slick-Soft	Rear Tyre	Slick-Soft
		New Tyre		3 Laps at start	

1	2'32.242	21.882	41.564	29.391	31.448 284.2
2	2'03.490	24.462	39.723	28.288	31.017 309.4
3	2'02.667	24.085	39.357	28.161	31.064 318.5
4	2'01.593	23.801	39.068	27.879	30.845 327.2
5	2'09.498 *	24.380	45.936*	28.226	30.956 238.4
6	2'01.960 *	23.774	39.161	28.106*	30.919 328.2
7	2'01.512	23.719	39.192	27.868	30.733 327.2
8	2'01.757	23.736	39.036	28.011	30.974 326.2
9	2'01.951	23.860	39.282	28.004	30.805 329.2
10	2'13.944 *	29.935	41.844*	30.188	31.977 305.0

19th 46 Valentino ROSSI YAMAHA ITA
Petronas Yamaha SRT

Run #	1	Front Tyre	Slick-Soft	Rear Tyre	Slick-Medium
		New Tyre		7 Laps at start	

1	2'45.683	21.145	42.574	29.494	31.545 281.9
2	2'03.086	24.083	39.720	28.188	31.095 324.3
3	2'02.151	23.975	39.269	28.053	30.854 325.3
4	2'14.022 *	31.298	41.438*	29.727	31.559 279.0
5	2'02.438	23.939	39.534	28.015	30.950 325.3
6	2'02.462 *	23.813	39.350	28.253*	31.046 325.3
7	2'17.249 *	32.998	44.264*	28.963	31.024 303.3
8	2'01.986	23.849	39.211	27.957	30.969 329.2
9	2'01.801	23.857	39.286	27.882	30.776 328.2
10	2'01.842	23.770	39.268	27.904	30.900 327.2

Fastest Lap: Enea BASTIANINI Avintia Esponsorama ITA **2'00.325** 23.493 38.843 27.488 30.501

These data/results cannot be reproduced, stored and/or transmitted in whole or in part by any manner of electronic, mechanical, photocopying, recording, broadcasting or otherwise now known or herein after developed without the previous express consent by the copyright owner, except for reproduction in daily press and regular printed publications on sale to the public within 60 days of the event related to those data/results and always provided that copyright symbol appears together as follows below.
© DORNA, 2021



Lap	Lap Time	T1	T2	T3	T4	Speed	Lap	Lap Time	T1	T2	T3	T4	Speed
-----	----------	----	----	----	----	-------	-----	----------	----	----	----	----	-------

20th 96 Jake DIXON
Petronas Yamaha SRT

YAMAHA GBR

Run #	1	Front Tyre	Slick-Soft	Rear Tyre	Slick-Medium	
			6 Laps at start		New Tyre	
1	2'48.411	20.558	42.063	29.935	31.235	281.9
2	2'03.034	24.554	39.392	28.156	30.932	316.7
3	2'02.165	24.150	39.292	27.902	30.821	324.3
4	2'02.613	24.115	39.241	28.134	31.123	320.4
5	2'02.371	24.093	39.223	28.128	30.927	320.4
6	2'01.975 *	24.015	39.098	27.989*	30.873	320.4
7	2'01.947	23.929	39.194	27.928	30.896	322.3
	unfinished	25.725	39.291	28.478		323.3

21st 23 Enea BASTIANINI
Avintia Esponsorama

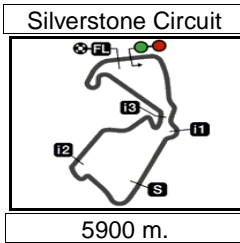
DUCATI ITA

Run #	1	Front Tyre	Slick-Soft	Rear Tyre	Slick-Soft	
			8 Laps at start		1 Laps at start	
1	2'50.230 P	21.976	42.515	29.595	37.345	307.6
Run #	2	Front Tyre	Slick-Soft	Rear Tyre	Slick-Soft	
			8 Laps at start		4 Laps at start	
2	3'26.287	22.561	41.115	29.002	31.260	320.4
3	2'02.364	24.054	39.283	28.192	30.835	330.2
4	2'01.995	23.914	39.182	28.037	30.862	331.2
	unfinished	23.815	39.183			331.2
Run #	3	Front Tyre	Slick-Soft	Rear Tyre	Slick-Soft	
			9 Laps at start		2 Laps at start	
5	2'04.479	21.430	42.695	29.053	31.301	322.3
6	2'02.550	24.142	39.324	28.170	30.914	330.2

Fastest Lap: Enea BASTIANINI Avintia Esponsorama ITA **2'00.325** 23.493 38.843 27.488 30.501

These data/results cannot be reproduced, stored and/or transmitted in whole or in part by any manner of electronic, mechanical, photocopying, recording, broadcasting or otherwise now known or herein after developed without the previous express consent by the copyright owner, except for reproduction in daily press and regular printed publications on sale to the public within 60 days of the event related to those data/results and always provided that copyright symbol appears together as follows below.
© DORNA, 2021





Results and timing service provided by TISSOT

MotoGP™

MONSTER ENERGY BRITISH GRAND PRIX

Official Starting Grid

Race : 20 laps = 118 km

28



1	1 1'58.889 44 Pol ESPARGARO Honda	2 1'58.911 63 Francesco BAGNAIA Ducati	3 1'58.925 20 Fabio QUARTARARO Yamaha
2	4 1'59.074 89 Jorge MARTIN Ducati	5 1'59.086 93 Marc MARQUEZ Honda	6 1'59.273 41 Aleix ESPARGARO Aprilia
3	7 1'59.368 43 Jack MILLER Ducati	8 1'59.531 46 Valentino ROSSI Yamaha	9 1'59.579 5 Johann ZARCO Ducati
4	10 1'59.639 42 Alex RINS Suzuki	11 1'59.763 36 Joan MIR Suzuki	12 1'59.977 33 Brad BINDER KTM
5	13 1'59.553 23 Enea BASTIANINI Ducati	14 1'59.764 10 Luca MARINI Ducati	15 1'59.881 30 Takaaki NAKAGAMI Honda
6	16 1'59.997 9 Danilo PETRUCCI KTM	17 2'00.117 73 Alex MARQUEZ Honda	18 2'00.131 27 Iker LECUONA KTM
7	19 2'00.217 35 Cal CRUTCHLOW Yamaha	20 2'00.391 88 Miguel OLIVEIRA KTM	21 2'00.869 96 Jake DIXON Yamaha

The results are provisional until the end of the limit for protest and appeals and until the ratification of the Event Management Committee.

Time limit for protest expires 60' at the latest after publication of the results - Time:

These data/results cannot be reproduced, stored and/or transmitted in whole or in part by any manner of electronic, mechanical, photocopying, recording, broadcasting or otherwise now known or herein after developed without the previous express consent by the copyright owner, except for reproduction in daily press and regular printed publications on sale to the public within 60 days of the event related to those data/results and always provided that copyright symbol appears together as follows below.

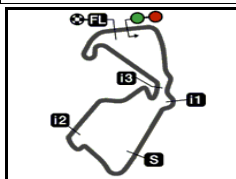
© DORNA, 2021

Official MotoGP Timing by TISSOT
www.motogp.com

Silverstone, Sunday, August 29, 2021



Silverstone Circuit



5900 m.

Results and timing service provided by TISSOT

MONSTER ENERGY BRITISH GRAND PRIX**Warm Up****Best Partial Times****MotoGP™***IT* Ideal Lap Time, sum of the best partial times*BT* Best Lap Time


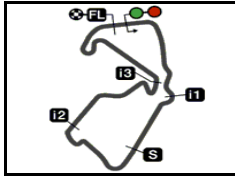
T1			T2			T3			T4				
<i>Pos</i>	<i>Rider</i>	<i>Time</i>	<i>Rider</i>	<i>Time</i>	<i>Rider</i>	<i>Time</i>	<i>Rider</i>	<i>Time</i>	<i>Pos</i>	<i>Rider</i>	<i>IT</i>	<i>BT</i>	
1	A.ESPARGARO	23.384	I.LECUONA	38.710	A.ESPARGARO	27.488	J.MIR	30.467	1	A.ESPARGAR	2'00.182	2'00.325 (1)	
2	T.NAKAGAMI	23.412	P.ESPARGARO	38.720	T.NAKAGAMI	27.564	P.ESPARGARO	30.478	2	T.NAKAGAMI	2'00.351	2'00.351 (2)	
3	P.ESPARGARO	23.433	A.RINS	38.756	F.QUARTARARO	27.602	J.MARTIN	30.485	3	P.ESPARGAR	2'00.372	2'00.460 (3)	
4	F.QUARTARARO	23.451	J.MILLER	38.760	A.RINS	27.611	I.LECUONA	30.489	4	F.QUARTARAR	2'00.410	2'00.612 (6)	
5	I.LECUONA	23.530	F.QUARTARARO	38.778	J.MIR	27.624	A.ESPARGARO	30.501	5	I.LECUONA	2'00.509	2'00.584 (5)	
6	J.MARTIN	23.538	A.ESPARGARO	38.809	J.MARTIN	27.648	M.MARQUEZ	30.543	6	A.RINS	2'00.553	2'00.697 (8)	
7	A.MARQUEZ	23.564	T.NAKAGAMI	38.831	J.MILLER	27.677	T.NAKAGAMI	30.544	7	J.MARTIN	2'00.554	2'00.554 (4)	
8	A.RINS	23.584	J.MIR	38.868	M.MARQUEZ	27.687	J.MILLER	30.560	8	J.MILLER	2'00.618	2'00.712 (9)	
9	J.MILLER	23.621	J.MARTIN	38.883	P.ESPARGARO	27.741	F.QUARTARARO	30.579	9	J.MIR	2'00.628	2'00.692 (7)	
10	M.MARQUEZ	23.630	J.ZARCO	38.891	I.LECUONA	27.780	C.CRUTCHLOW	30.598	10	M.MARQUEZ	2'00.837	2'00.851 (10)	
11	B.BINDER	23.631	L.MARINI	38.910	L.MARINI	27.782	A.RINS	30.602	11	C.CRUTCHLO	2'01.074	2'01.351 (16)	
12	J.MIR	23.669	F.BAGNAIA	38.914	F.BAGNAIA	27.814	D.PETRUCCI	30.607	12	A.MARQUEZ	2'01.118	2'01.254 (11)	
13	L.MARINI	23.671	B.BINDER	38.942	C.CRUTCHLOW	27.835	A.MARQUEZ	30.683	13	L.MARINI	2'01.120	2'01.258 (13)	
14	F.BAGNAIA	23.680	C.CRUTCHLOW	38.946	M.OLIVEIRA	27.868	J.ZARCO	30.690	14	B.BINDER	2'01.165	2'01.324 (14)	
15	C.CRUTCHLOW	23.695	A.MARQUEZ	38.966	B.BINDER	27.869	B.BINDER	30.723	15	F.BAGNAIA	2'01.230	2'01.366 (17)	
16	M.OLIVEIRA	23.719	M.MARQUEZ	38.977	D.PETRUCCI	27.872	M.OLIVEIRA	30.733	16	D.PETRUCCI	2'01.245	2'01.257 (12)	
17	D.PETRUCCI	23.724	M.OLIVEIRA	39.036	V.ROSSI	27.882	L.MARINI	30.757	17	J.ZARCO	2'01.301	2'01.325 (15)	
18	V.ROSSI	23.770	D.PETRUCCI	39.042	J.ZARCO	27.901	V.ROSSI	30.776	18	M.OLIVEIRA	2'01.356	2'01.512 (18)	
19	E.BASTIANINI	23.815	J.DIXON	39.098	J.DIXON	27.902	J.DIXON	30.821	19	V.ROSSI	2'01.639	2'01.801 (19)	
20	J.ZARCO	23.819	E.BASTIANINI	39.182	A.MARQUEZ	27.905	F.BAGNAIA	30.822	20	J.DIXON	2'01.750	2'01.947 (20)	
21	J.DIXON	23.929	V.ROSSI	39.211	E.BASTIANINI	28.037	E.BASTIANINI	30.835	21	E.BASTIANINI	2'01.869	2'01.995 (21)	

These data/results cannot be reproduced, stored and/or transmitted in whole or in part by any manner of electronic, mechanical, photocopying, recording, broadcasting or otherwise now known or herein after developed without the previous express consent by the copyright owner, except for reproduction in daily press and regular printed publications on sale to the public within 60 days of the event related to those data/results and always provided that copyright symbol appears together as follows below.
© DORNA, 2021

Official MotoGP Timing by TISSOT
www.motogp.com



Silverstone Circuit


Results and timing service provided by **MotoGP™**

5900 m.

MONSTER ENERGY BRITISH GRAND PRIX

Warm Up

Fastest Laps Sequence

<i>Practice Time</i>	 <i>Rider</i>	<i>Nation</i>	<i>Motorcycle</i>	<i>Time</i>	<i>Km/h</i>	<i>Rider's Lap</i>
4'28.161	44 PoI ESPARGARO	SPA	HONDA	2'01.649	174.6	2
6'32.593	41 Aleix ESPARGARO	SPA	APRILIA	2'01.184	175.2	3
7'46.484	20 Fabio QUARTARARO	FRA	YAMAHA	2'00.695	175.9	3
9'47.096	20 Fabio QUARTARARO	FRA	YAMAHA	2'00.612	176.1	4
13'42.625	30 Takaaki NAKAGAMI	JPN	HONDA	2'00.351	176.4	6
14'39.830	41 Aleix ESPARGARO	SPA	APRILIA	2'00.325	176.5	7

These data/results cannot be reproduced, stored and/or transmitted in whole or in part by any manner of electronic, mechanical, photocopying, recording, broadcasting or otherwise now known or herein after developed without the previous express consent by the copyright owner, except for reproduction in daily press and regular printed publications on sale to the public within 60 days of the event related to those data/results and always provided that copyright symbol appears together as follows below.

© DORNA, 2021

Official MotoGP Timing by **TISSOT**
www.motogp.com

Silverstone, Sunday, August 29, 2021

