

5077 m.

GRAN PREMIO TISSOT DE ARAGÓN

Free Practice Nr. 1

Classification

3

	Rider	Nation	Team	Motorcycle	Time	Lap Total	Gap	Top Speed
1	2 Gabriel RODRIGO	ARG	Indonesian Racing Gresini Moto3	HONDA	1'59.131	15 15		237.6
2	12 Filip SALAC	CZE	CarXpert PruestelGP	KTM	1'59.195	14 14	0.064 0.064	236.5
3	23 Niccolò ANTONELLI	ITA	Avintia VR46 Academy	KTM	1'59.230	15 15	0.099 0.035	238.1
4	37 Pedro ACOSTA	SPA	Red Bull KTM Ajo	KTM	1'59.368	12 13	0.237 0.138	235.0
5	16 Andrea MIGNO	ITA	Rivacold Snipers Team	HONDA	1'59.481	15 15	0.350 0.113	234.5
6	40 Darryn BINDER	RSA	Petronas Sprinta Racing	HONDA	1'59.507	13 13	0.376 0.026	234.5
7	24 Tatsuki SUZUKI	JPN	SIC58 Squadra Corse	HONDA	1'59.515	14 14	0.384 0.008	232.0
8	7 Dennis FOGGIA	ITA	Leopard Racing	HONDA	1'59.524	16 16	0.393 0.009	232.0
9	55 Romano FENATI	ITA	Sterilgarda Max Racing Team	HUSQVARNA	1'59.775	11 12	0.644 0.251	231.0
10	31 Adrian FERNANDEZ	SPA	Sterilgarda Max Racing Team	HUSQVARNA	1'59.950	13 15	0.819 0.175	234.5
11	5 Jaume MASIA	SPA	Red Bull KTM Ajo	KTM	1'59.989	13 15	0.858 0.039	232.5
12	53 Deniz ÖNCÜ	TUR	Red Bull KTM Tech 3	KTM	2'00.047	15 15	0.916 0.058	232.0
13	43 Xavier ARTIGAS	SPA	Leopard Racing	HONDA	2'00.155	16 16	1.024 0.108	236.0
14	20 Lorenzo FELLON	FRA	SIC58 Squadra Corse	HONDA	2'00.282	14 14	1.151 0.127	238.1
15	71 Ayumu SASAKI	JPN	Red Bull KTM Tech 3	KTM	2'00.326	13 15	1.195 0.044	233.5
16	82 Stefano NEPA	ITA	BOE Owlride	KTM	2'00.370	14 14	1.239 0.044	231.0
17	28 Izan GUEVARA	SPA	GAVIOTA GASGAS Aspar Team	GASGAS	2'00.536	17 17	1.405 0.166	235.5
18	92 Yuki KUNII	JPN	Honda Team Asia	HONDA	2'00.604	15 15	1.473 0.068	233.0
19	19 Andi Farid IZDIHAR	INA	Honda Team Asia	HONDA	2'00.706	15 16	1.575 0.102	233.0
20	54 Riccardo ROSSI	ITA	BOE Owlride	KTM	2'00.709	12 12	1.578 0.003	229.5
21	6 Ryusei YAMANAKA	JPN	CarXpert PruestelGP	KTM	2'00.878	12 13	1.747 0.169	234.0
22	11 Sergio GARCIA	SPA	GAVIOTA GASGAS Aspar Team	GASGAS	2'00.886	17 17	1.755 0.008	239.7
23	99 Carlos TATAY	SPA	Avintia Esponsorama Moto3	KTM	2'00.891	16 17	1.760 0.005	235.0
24	27 Kaito TOBA	JPN	CIP Green Power	KTM	2'01.301	14 17	2.170 0.410	232.5
25	63 Syarifuddin AZMAN	MAL	Petronas Sprinta Racing	HONDA	2'01.311	8 8	2.180 0.010	234.0
26	52 Jeremy ALCOBA	SPA	Indonesian Racing Gresini Moto3	HONDA	2'01.629	10 15	2.498 0.318	236.0
27	73 Maximilian KOFLER	AUT	CIP Green Power	KTM	2'01.940	13 16	2.809 0.311	232.5
28	67 Alberto SURRA	ITA	Rivacold Snipers Team	HONDA	2'02.174	13 15	3.043 0.234	230.5

Practice condition: **Dry**

Air: 20°

Humidity: 72%

Ground: 24°

Fastest Lap:	Lap: 15	Gabriel RODRIGO	1'59.131	153.4 Km/h
Best Race Lap:	2020	Sergio GARCIA	1'57.976	154.9 Km/h
All Time Lap Record:	2018	Jorge MARTIN	1'57.066	156.1 Km/h

The results are provisional until the end of the limit for protest and appeals.

Time limit for protest expires 30' after publication of the results - Time:

These data/results cannot be reproduced, stored and/or transmitted in whole or in part by any manner of electronic, mechanical, photocopying, recording, broadcasting or otherwise now known or herein after developed without the previous express consent by the copyright owner, except for reproduction in daily press and regular printed publications on sale to the public within 60 days of the event related to those data/results and always provided that copyright symbol appears together as follows below.

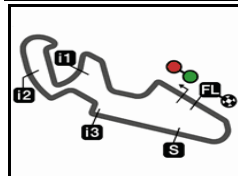
© DORNA, 2021

Official MotoGP Timing by TISSOT

www.motogp.com

Alcañiz, Friday, September 10, 2021





5077 m.

GRAN PREMIO TISSOT DE ARAGÓN

Free Practice Nr. 1

Top Speed & Average

4



Rider	Nation	Motorcycle	Top 5 speeds					Average	Top
11 Sergio GARCIA	SPA	GASGAS	239.7	238.6	234.5	234.0	233.5	236.1	239.7
20 Lorenzo FELLON	FRA	HONDA	238.1	235.5	234.5	234.0	233.5	234.7	238.1
23 Niccolò ANTONELLI	ITA	KTM	238.1	234.0	231.5	231.5	229.0	232.8	238.1
2 Gabriel RODRIGO	ARG	HONDA	237.6	233.0	232.5	232.0	231.5	233.3	237.6
12 Filip SALAC	CZE	KTM	236.5	236.0	233.5	231.0	230.5	233.5	236.5
43 Xavier ARTIGAS	SPA	HONDA	236.0	235.0	233.5	232.0	231.5	233.3	236.0
52 Jeremy ALCOBA	SPA	HONDA	236.0	235.0	232.5	231.0	230.5	233.0	236.0
28 Izan GUEVARA	SPA	GASGAS	235.5	233.5	232.5	232.5	232.5	233.3	235.5
37 Pedro ACOSTA	SPA	KTM	235.0	235.0	234.5	234.0	230.5	233.8	235.0
99 Carlos TATAY	SPA	KTM	235.0	232.5	232.5	232.0	231.5	232.7	235.0
16 Andrea MIGNO	ITA	HONDA	234.5	233.5	230.5	230.5	230.0	231.5	234.5
31 Adrian FERNANDEZ	SPA	HUSQVARNA	234.5	234.0	234.0	231.5	231.0	233.0	234.5
40 Darryn BINDER	RSA	HONDA	234.5	234.5	234.0	231.5	231.0	233.1	234.5
6 Ryusei YAMANAKA	JPN	KTM	234.0	232.5	229.5	229.5	229.0	230.4	234.0
63 Syarifuddin AZMAN	MAL	HONDA	234.0	230.0	229.5	229.5	227.1	230.0	234.0
71 Ayumu SASAKI	JPN	KTM	233.5	232.5	232.0	232.0	232.0	232.4	233.5
19 Andi Farid IZDIHAR	INA	HONDA	233.0	232.0	232.0	231.5	228.6	231.4	233.0
92 Yuki KUNII	JPN	HONDA	233.0	231.5	231.5	231.5	230.0	231.5	233.0
5 Jaume MASIA	SPA	KTM	232.5	232.5	231.0	230.5	230.0	231.1	232.5
27 Kaito TOBA	JPN	KTM	232.5	231.0	230.0	229.5	229.5	230.5	232.5
73 Maximilian KOFLER	AUT	KTM	232.5	232.5	232.0	232.0	231.5	232.1	232.5
7 Dennis FOGGIA	ITA	HONDA	232.0	231.0	231.0	230.0	230.0	230.8	232.0
24 Tatsuki SUZUKI	JPN	HONDA	232.0	231.5	231.0	230.5	230.0	230.8	232.0
53 Deniz ÖNCÜ	TUR	KTM	232.0	231.0	230.5	230.0	230.0	230.6	232.0
55 Romano FENATI	ITA	HUSQVARNA	231.0	231.0	231.0	229.5	229.5	230.3	231.0
82 Stefano NEPA	ITA	KTM	231.0	230.5	229.0	228.6	228.6	229.4	231.0
67 Alberto SURRA	ITA	HONDA	230.5	228.6	226.6	226.6	226.2	227.3	230.5
54 Riccardo ROSSI	ITA	KTM	229.5	229.0	227.1	227.1	226.6	227.5	229.5

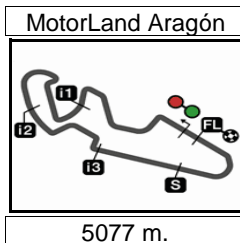
These data/results cannot be reproduced, stored and/or transmitted in whole or in part by any manner of electronic, mechanical, photocopying, recording, broadcasting or otherwise now known or herein after developed without the previous express consent by the copyright owner, except for reproduction in daily press and regular printed publications on sale to the public within 60 days of the event related to those data/results and always provided that copyright symbol appears together as follows below.

© DORNA, 2021

Official MotoGP Timing by TISSOT
www.motogp.com

Alcañiz, Friday, September 10, 2021





GRAN PREMIO TISSOT DE ARAGÓN

Free Practice Nr. 1

Chronological Analysis of Performances

5

* Lap / Sector time cancelled **T1** Time from finish line to 1st intermediate **T3** Time from 2nd intermed. to 3rd intermed.
P Crossing the finish line in pit lane **T2** Time from 1st intermed. to 2nd intermed. **T4** Time from 3rd intermediate to finish line

Lap	Lap Time	T1	T2	T3	T4	Speed	Lap	Lap Time	T1	T2	T3	T4	Speed
1st 2 Gabriel RODRIGO Indonesian Racing Gr ARG							10	2'00.810	33.983	33.714	22.434	30.679	227.6
Runs=1 Total laps=15 Full laps=11							11	2'07.135 P	34.028	33.847	22.407	36.853	227.1
1	2'58.324	34.213	35.942	23.628	31.260	228.6	12	6'52.014 *	32.699	35.343*	22.826	30.457	231.5
2	2'04.364	35.216	34.828	23.161	31.159	229.5	13	1'59.702	33.830	33.480	22.234	30.158	234.0
3	2'03.374	35.007	34.436	22.929	31.002	229.0	14	1'59.799	33.873	33.392	22.204	30.330	231.5
4	2'03.174	34.755	34.520	22.930	30.969	228.6	15	1'59.230	33.608	33.387	22.173	30.062	238.1
5	2'06.370 *	34.619	37.459*	23.415	30.877	230.5	4th 37 Pedro ACOSTA Red Bull KTM Ajo SPA						
Runs=2 Total laps=13 Full laps=5							1	2'26.118	30.799	35.712	23.701	31.248	229.5
6	2'02.313	34.440	34.191	22.721	30.961	228.1	2	2'04.745 *	35.306	34.641*	23.715	31.083	229.0
7	2'02.018	34.295	34.089	22.707	30.927	228.1	3	2'03.414 *	34.956	34.287*	23.207	30.964	229.5
8	2'02.181	34.261	34.202	22.810	30.908	232.5	4	2'02.314	34.578	33.874	23.005	30.857	230.0
9	2'01.256	34.281	33.837	22.431	30.707	232.0	5	2'01.993 *	34.347	34.068*	22.844	30.734	230.5
10	2'01.589	34.022	34.121	22.511	30.935	227.6	6	2'09.133 P	34.654	34.967	23.415	36.097	230.0
11	2'17.959 P	34.759	41.069*	24.113	38.018	218.0	7	8'41.458	30.256	34.652	22.900	30.734	229.0
12	10'39.775	35.081	33.762	22.959	31.219	227.1	8	2'01.746	34.414	33.834	22.797	30.701	229.5
13	1'59.631	33.514	33.309	22.381	30.427	231.5	9	2'01.216	34.201	33.895	22.470	30.650	230.0
14	2'09.237	38.123	37.874	22.749	30.491	233.0	10	2'10.835 P	35.402	36.611	22.833	35.989	234.0
15	1'59.131	33.680	33.251	22.060	30.140	237.6	11	8'47.983	28.242	33.573	22.473	30.186	235.0
2nd 12 Filip SALAC CarXpert PruestelGP CZE							12	1'59.368	33.603	33.253	22.360	30.152	235.0
Runs=2 Total laps=14 Full laps=6							13	1'59.830	33.878	33.461	22.230	30.261	234.5
1	3'11.349	31.278	36.015	23.890	31.752	225.7	5th 16 Andrea MIGNO Rivacold Snipers Tea ITA						
Runs=1 Total laps=15 Full laps=12							1	3'02.049	32.621	36.337	23.913	31.201	228.6
2	2'05.636 *	36.740	34.755*	23.202	30.939	230.0	2	2'02.979	34.726	34.404	22.959	30.890	230.0
3	2'03.069 *	34.868	34.413	22.923*	30.865	229.0	3	2'02.696	34.276	34.349	23.343	30.728	233.5
4	2'02.389	34.683	34.121	22.843	30.742	226.6	4	2'08.428	37.962	36.882	22.792	30.792	230.0
5	2'03.810	34.797	34.444	23.121	31.448	222.9	5	2'01.545	34.012	34.181	22.594	30.758	229.5
6	2'01.336	34.270	33.942	22.610	30.514	231.0	6	2'01.206	34.082	33.963	22.484	30.677	234.5
7	2'11.338 P	34.245	33.997	22.661	40.435	230.5	7	2'01.520	34.060	34.182	22.526	30.752	228.1
8	9'56.226	30.998	38.587	23.313	31.004	229.0	8	2'01.442	33.883	34.148	22.454	30.957	226.2
9	2'03.668 *	34.348	34.046*	22.889	32.385	225.2	9	2'01.136	33.905	33.936	22.389	30.906	226.6
10	2'01.563	34.371	33.859	22.732	30.601	236.5	10	2'13.219 P	37.630	34.647	22.969	37.973	227.6
11	2'14.522 P	39.628	34.484	23.222*	37.188	224.8	11	11'24.704	30.717	34.501	22.493	30.777	227.1
12	4'33.967 *	29.938	34.496*	23.676	31.445	223.8	12	1'59.534	33.563	33.330	22.185	30.456	229.5
13	1'59.309	33.677	33.495	22.078	30.059	233.5	13	1'59.763	33.552	33.335	22.300	30.576	229.0
14	1'59.195	33.804	33.241	22.093	30.057	236.0	14	1'59.498	33.573	33.370	22.020	30.535	230.5
3rd 23 Niccolò ANTONELL Avintia VR46 ITA							15	1'59.481	33.368	33.334	22.298	30.481	230.5
Runs=2 Total laps=15 Full laps=9							6th 40 Darryn BINDER Petronas Sprinta Raci RSA						
Runs=2 Total laps=13 Full laps=7							1	3'00.221	33.933	35.551	23.986	31.305	228.6
1	2'52.910	33.414	36.894	23.965	31.563	226.6	2	2'04.244	35.024	34.909	23.182	31.129	231.0
2	2'04.839 *	35.529	34.945*	23.189	31.176	227.1	3	2'03.171	34.655	34.438	23.069	31.009	231.5
3	2'03.193	34.920	34.490	22.817	30.966	227.6							
4	2'02.211	34.390	34.203	22.796	30.822	229.0							
5	2'01.835	34.287	34.150	22.638	30.760	227.6							
6	2'01.215	34.138	33.890	22.456	30.731	228.1							
7	2'11.105 P	35.605	34.688	23.319*	37.493	215.0							
8	6'09.861	33.348	34.293	22.575	30.734	227.6							
9	2'01.360	34.244	33.947	22.381	30.788	226.6							

Fastest Lap: Gabriel RODRIGO Indonesian Racing Gr ARG **1'59.131** 33.680 33.251 22.060 30.140

These data/results cannot be reproduced, stored and/or transmitted in whole or in part by any manner of electronic, mechanical, photocopying, recording, broadcasting or otherwise now known or herein after developed without the previous express consent by the copyright owner, except for reproduction in daily press and regular printed publications on sale to the public within 60 days of the event related to those data/results and always provided that copyright symbol appears together as follows below.
© DORNA, 2021



Free Practice Nr. 1

Moto3

Lap	Lap Time	T1	T2	T3	T4	Speed	Lap	Lap Time	T1	T2	T3	T4	Speed
4	2'02.212	34.351	34.385	22.766	30.710	234.5	8	2'00.089	33.719	33.507	22.277	30.586	229.5
5	2'03.271	34.124	34.611	23.173	31.363	227.1	9	1'59.873	33.582	33.537	22.246	30.508	231.0
6	2'17.126 P	39.809	35.907*	23.469	37.941	229.0	10	2'00.320	33.668	33.547	22.554	30.551	231.0
7	8'27.201	31.697	35.090	23.357	31.741	226.2	11	1'59.775	33.567	33.433	22.256	30.519	231.0
8	2'04.316 *	35.159	34.682*	23.091	31.384	227.1	12	2'02.776	33.943	34.347	22.730	31.756	226.6
9	2'03.746	34.770	34.575	22.990	31.411	227.1	10th 31 Adrian FERNANDEZ Sterilgarda Max Racin SPA						
10	2'11.848 P	34.814	34.725	23.313	38.996	226.2	Runs=2 Total laps=15 Full laps=7						
11	8'11.481 *	39.331	34.632*	23.365	32.539	229.0	1	2'54.598	32.631	36.409	24.054	31.324	228.6
12	2'00.721	33.936	34.046	22.364	30.375	234.5	2	2'04.323	35.193	34.697	23.320	31.113	228.6
13	1'59.507	33.579	33.388	22.282	30.258	234.0	3	2'21.790 *	34.905	34.433*	40.383	32.069*	223.8
7th 24 Tatsuki SUZUKI SIC58 Squadra Corse JPN							4	2'02.491	34.687	34.171	22.909	30.724	230.5
Runs=2 Total laps=14 Full laps=7							5	2'02.607	34.799	34.224	22.880	30.704	230.0
1	3'34.121	31.409	35.639	24.796	31.161	228.6	6	2'02.723 *	34.462	34.167*	23.357	30.737	231.5
2	2'03.380	34.863	34.453	23.052	31.012	229.0	7	2'09.684 P	34.517	34.149*	22.888	38.130	228.1
3	2'02.881 *	34.838	34.226*	22.913*	30.904	228.6	8	6'59.149	31.052	34.687	22.979	31.062	226.2
4	2'02.147	34.496	34.156	22.767	30.728	229.5	9	2'02.699 *	34.602	34.267*	22.826	31.004	226.2
5	2'01.759	34.291	34.027	22.734	30.707	230.0	10	2'03.131	34.792	34.261	22.941	31.137	225.7
6	2'09.991 P	34.059	34.030	22.835	39.067	228.6	11	2'10.358 P	35.209	34.779	23.218	37.152	224.8
7	9'38.657 *	34.470	34.498*	22.763	30.681	230.0	12	6'03.190	29.802	34.287	22.562	30.722	234.0
8	2'01.265	34.226	33.763	22.651	30.625	230.5	13	1'59.950	33.905	33.590	22.204	30.251	234.5
9	2'01.411	34.169	34.034	22.527	30.681	229.0	14	2'00.309	33.878	33.732	22.332	30.367	231.0
10	2'10.995 P	34.836	35.524	22.835	37.800	204.4	15	2'00.285	33.946	33.563	22.336	30.440	234.0
11	4'40.057	31.710	35.804	23.061	30.590	231.0	11th 5 Jaume MASIA Red Bull KTM Ajo SPA						
12	2'02.330 *	33.661	33.745*	22.970	31.954	218.9	Runs=2 Total laps=15 Full laps=9						
13	2'00.130	33.844	33.714	22.167	30.405	231.5	1	2'18.419	33.102	36.669	24.808	32.036	224.3
14	1'59.515	33.582	33.340	22.253	30.340	232.0	2	2'04.679 *	35.196	34.758*	23.553	31.172	232.5
8th 7 Dennis FOGGIA Leopard Racing ITA							3	2'03.276	35.230	34.283	22.893	30.870	230.5
Runs=1 Total laps=16 Full laps=10							4	2'02.672	34.719	34.138	22.832	30.983	227.6
1	4'06.857	30.612	35.385	23.316	31.329	229.0	5	2'05.754	36.910	35.177	22.829	30.838	229.5
2	2'03.690	35.357	34.607	22.716	31.010	229.5	6	2'01.468	34.221	33.840	22.690	30.717	232.5
3	2'02.644	34.766	34.270	22.718	30.890	229.0	7	2'09.026 P	35.395	34.800	23.083	35.748	226.6
4	2'02.173 *	34.385	34.141*	22.823	30.824	230.0	8	8'11.487	31.263	34.693	22.959	30.996	226.2
5	2'01.932	34.414	34.163	22.621	30.734	230.0	9	2'02.149	34.541	34.108	22.574	30.926	227.1
6	2'01.774	34.244	34.049	22.658	30.823	229.5	10	2'02.510	34.562	34.163	22.750	31.035	227.1
7	2'03.879	34.333	35.515	23.082	30.949	228.1	11	2'10.957 P	35.638	35.361	23.375	36.583	225.2
8	2'01.302	34.107	33.935	22.510	30.750	229.0	12	5'44.175	31.394	34.068	22.698	30.852	229.5
9	2'01.137	34.002	33.911	22.486	30.738	229.5	13	1'59.989	33.871	33.512	22.169	30.437	231.0
10	2'01.049	34.043	33.894	22.387	30.725	229.0	14	2'00.089	33.834	33.516	22.128	30.611	230.0
11	2'15.063 P	38.545	35.523	23.532	37.463	227.6	15	2'00.582	33.991	33.590	22.284	30.717	230.0
12	7'37.406 *	29.522	35.041*	22.403	30.495*	231.0	12th 53 Deniz ÖNCÜ Red Bull KTM Tech 3 TUR						
13	2'02.922 *	33.642	33.469	24.447*	31.364*	227.6	Runs=1 Total laps=15 Full laps=6						
14	2'01.191 *	33.723	33.861*	22.327	31.280	212.4	1	2'43.067	29.982	35.122	23.341	31.245	226.2
15	2'01.282	33.550	33.494	23.735	30.503	231.0	2	2'03.589 *	34.843	34.562	23.220	30.964*	228.6
16	1'59.524	33.549	33.393	22.193	30.389	232.0	3	2'02.939	34.581	34.125	23.153	31.080	228.6
9th 55 Romano FENATI Sterilgarda Max Racin ITA							4	2'02.156 *	34.375	34.103	22.873	30.805*	229.5
Runs=1 Total laps=12 Full laps=8							5	2'01.549	34.295	33.841	22.700	30.713	229.5
1	4'02.494	29.397	34.735	23.175	31.331	227.1	6	2'01.615	34.308	33.992	22.608	30.707	230.0
2	2'02.545 *	34.579	34.125	22.914	30.927*	229.0	7	2'01.083	34.071	33.875	22.499	30.638	230.0
3	2'01.870	34.349	33.952	22.672	30.897	228.6	8	2'01.689 *	34.144	33.963	22.760	30.822*	229.0
4	2'01.223	34.150	33.856	22.548	30.669	229.5	9	2'01.761 *	34.235	34.114	22.626	30.786*	229.5
5	2'00.887	34.044	33.729	22.504	30.610	229.5	10	2'07.843 P	34.353	34.245	23.009	36.236	228.6
6	2'11.747 P	36.554	34.624*	23.232	37.337	218.4	11	10'59.869	29.637	34.150	23.136	30.473	229.5
7	16'53.065 *	29.595	34.382*	22.592	30.698	229.0	12	2'00.980	34.344	33.786	22.398	30.452	230.0

Fastest Lap: Gabriel RODRIGO Indonesian Racing Gr ARG 1'59.131 33.680 33.251 22.060 30.140

These data/results cannot be reproduced, stored and/or transmitted in whole or in part by any manner of electronic, mechanical, photocopying, recording, broadcasting or otherwise now known or herein after developed without the previous express consent by the copyright owner, except for reproduction in daily press and regular printed publications on sale to the public within 60 days of the event related to those data/results and always provided that copyright symbol appears together as follows below.
© DORNA, 2021

Free Practice Nr. 1

Moto3

Lap	Lap Time	T1	T2	T3	T4	Speed	Lap	Lap Time	T1	T2	T3	T4	Speed
13	2'00.355 *	33.896	33.590	22.332	30.537*	230.5	15	2'00.892	34.037	33.767	22.500	30.588	231.5
14	2'00.813 *	34.217	33.689*	22.507	30.400	231.0	16th 82 Stefano NEPA BOE Owlride ITA						
15	2'00.047	33.801	33.628	22.325	30.293	232.0	Runs=2 Total laps=14 Full laps=8						
13th 43 Xavier ARTIGAS Leopard Racing SPA							1	3'00.824	31.527	36.336	24.022	31.690	227.6
Runs=2 Total laps=16 Full laps=8							2	2'06.159	35.880	35.281	23.441	31.557	227.1
1	3'01.207	32.264	35.315	23.776	31.172	230.0	3	2'03.768	34.953	34.635	23.080	31.100	228.1
2	2'03.380	34.726	34.501	23.126	31.027	235.0	4	2'03.200 *	34.675	34.419*	23.025	31.081	228.1
3	2'02.939	34.549	34.470	23.257	30.663	236.0	5	2'02.780	34.668	34.251	22.903	30.958	228.6
4	2'02.093	34.180	34.471	22.743	30.699	232.0	6	2'02.284	34.524	34.066	22.673	31.021	228.1
5	2'04.053 *	34.015	35.334*	23.409	31.295	230.5	7	2'01.795	34.291	33.976	22.748	30.780	231.0
6	2'07.910 *	34.774	38.976*	23.161	30.999	229.5	8	2'01.821	34.336	34.057	22.620	30.808	229.0
7	2'10.175 P	34.630	34.344	22.889	38.312	229.0	9	2'08.618 P	34.176	33.963	22.595	37.884	228.6
8	5'58.100 *	32.793	41.218*	23.706	30.871	231.5	10	8'06.964	31.029	34.996	23.354	33.812	213.3
9	2'01.769	34.258	34.094	22.713	30.704	230.5	11	2'02.294	34.484	34.063	22.690	31.057	228.1
10	2'01.395	34.160	34.033	22.551	30.651	231.5	12	2'07.888 P	34.960	34.381	22.868	35.679	225.2
11	2'10.511 P	35.377	34.863*	23.056	37.215	229.5	13	6'11.941 *	32.279	34.453*	31.145	30.821	228.6
12	4'36.202	29.070	34.072	22.281	30.488	231.0	14	2'00.370	34.029	33.458	22.404	30.479	230.5
13	2'00.512	33.783	33.469	22.699	30.561	231.0	17th 28 Izan GUEVARA GAVIOTA GASGAS A SPA						
14	2'02.930 *	34.685	34.418*	22.789	31.038	219.3	Runs=1 Total laps=17 Full laps=10						
15	2'04.115	33.669	33.546	25.062	31.838	229.0	1	2'15.159	31.702	36.113	24.372	31.590	229.0
16	2'00.155	33.713	33.621	22.302	30.519	233.5	2	2'07.811 *	36.255	36.334*	23.979	31.243	231.0
14th 20 Lorenzo FELLON SIC58 Squadra Corse FRA							3	2'04.354	35.259	34.987	23.252	30.856	232.5
Runs=2 Total laps=14 Full laps=3							4	2'03.705	35.038	34.610	23.273	30.784	232.5
1	3'03.847	30.537	35.480	23.555	30.846	234.0	5	2'02.818	34.716	34.429	23.030	30.643	231.0
2	2'03.043 *	34.691	34.559*	23.049	30.744	233.5	6	2'02.099	34.507	34.081	22.932	30.579	231.0
3	2'02.696 *	34.569	34.390*	23.017	30.720	230.5	7	2'01.606	34.289	34.139	22.730	30.448	232.0
4	2'01.941	34.325	34.160	22.819	30.637	231.0	8	2'01.400 *	34.102	33.978*	22.781	30.539	230.0
5	2'02.266 *	34.101	34.150*	23.052	30.963	238.1	9	2'01.786	34.204	34.224	22.804	30.554	229.5
6	2'08.175 *	34.777	39.265*	23.450	30.683	233.5	10	2'11.062 P	34.168	36.347*	23.546	37.001	230.5
7	2'10.354 P	35.819	34.494	23.000	37.041	233.5	11	7'57.619	30.578	35.038	23.195	30.821	230.5
8	8'02.000	34.643	34.886	23.125	30.732	230.0	12	2'02.155	34.316	34.257	22.876	30.706	231.0
9	2'01.531 *	34.200	34.046*	22.734	30.551	231.5	13	2'01.632	34.246	34.010	22.692	30.684	231.0
10	2'12.277 P	37.644	35.991	23.347*	35.295	230.0	14	2'01.200	34.205	33.887	22.606	30.502	232.0
11	6'35.176 *	34.858	34.181*	22.772	30.547	232.5	15	2'00.985 *	34.053	33.857*	22.578	30.497	232.5
12	2'00.125 *	33.828	33.695*	22.321	30.281	234.5	16	2'03.218 *	34.093	35.758*	22.840	30.527	233.5
13	2'01.384	34.085	34.070	22.937	30.292	235.5	17	2'00.536	33.939	33.726	22.651	30.220	235.5
14	2'00.282	33.898	33.656	22.335	30.393	232.5	18th 92 Yuki KUNII Honda Team Asia JPN						
15th 71 Ayumu SASAKI Red Bull KTM Tech 3 JPN							Runs=1 Total laps=15 Full laps=10						
1	3'10.380	32.104	36.027	23.761	31.497	229.5	1	3'04.038	31.990	36.066	23.972	31.313	229.5
2	2'05.051	35.721	34.887	23.364	31.079	231.0	2	2'04.813 *	35.441	34.743*	23.536	31.093	228.6
3	2'03.221 *	34.982	34.391	23.057*	30.791	232.0	3	2'03.706	34.603	34.863	23.247	30.993	228.6
4	2'03.617	35.200	34.438	23.017	30.962	231.0	4	2'02.929	34.541	34.409	23.012	30.967	229.0
5	2'02.632	34.775	34.236	22.983	30.638	232.0	5	2'03.362 *	34.902	34.570*	23.022	30.868	229.5
6	2'02.248	34.753	34.090	22.824	30.581	232.0	6	2'02.832	34.350	34.612	23.079	30.791	231.5
7	2'02.164	34.570	33.981	22.933	30.680	233.5	7	2'04.372	34.741	35.288	23.282	31.061	228.1
8	2'01.834 *	34.539	33.980*	22.773	30.542	231.0	8	2'02.917	34.440	34.573	22.911	30.993	227.1
9	2'01.801	34.382	34.056	22.697	30.666	229.5	9	2'07.357 *	34.555	38.364*	23.397	31.041	228.6
10	2'12.425 P	35.483	34.790*	23.367	38.785	227.1	10	2'02.498	34.341	34.546	22.791	30.820	230.0
11	11'52.502	32.052	34.922	23.278	30.994	224.8	11	2'02.422 *	34.257	34.421*	22.755	30.989	228.6
12	2'00.602	34.161	33.694	22.455	30.292	232.5	12	2'08.445 P	34.285	34.386	23.249	36.525	228.1
13	2'00.326	33.983	33.527	22.405	30.411	230.5	13	10'35.066 *	35.036	35.617*	22.916	30.543	231.5
14	2'01.933	34.282	33.702	22.362	31.587	210.4	14	2'00.854	33.851	33.854	22.478	30.671	233.0
							15	2'00.604	33.704	33.751	22.480	30.669	231.5

Fastest Lap: Gabriel RODRIGO Indonesian Racing Gr ARG 1'59.131 33.680 33.251 22.060 30.140

These data/results cannot be reproduced, stored and/or transmitted in whole or in part by any manner of electronic, mechanical, photocopying, recording, broadcasting or otherwise now known or herein after developed without the previous express consent by the copyright owner, except for reproduction in daily press and regular printed publications on sale to the public within 60 days of the event related to those data/results and always provided that copyright symbol appears together as follows below.
© DORNA, 2021

Official MotoGP Timing by TISSOT
www.motogp.com

Alcañiz, Friday, September 10, 2021

Page 3 of 5



Free Practice Nr. 1

Moto3

Lap	Lap Time	T1	T2	T3	T4	Speed	Lap	Lap Time	T1	T2	T3	T4	Speed	
19th	19	Andi Farid IZDIHAR Honda Team Asia INA					Runs=1 Total laps=16 Full laps=11	5	2'02.814 *	34.484	34.376*	23.018	30.936	230.0
1	3'07.220	32.646	36.110	24.032	31.656	225.7	6	2'02.678	34.644	34.397	22.874	30.763	230.0	
2	2'05.637	36.370	34.945	23.141	31.181	228.6	7	2'02.250 *	34.538	34.253	22.678*	30.781	230.0	
3	2'03.106 *	34.781	34.310	22.837*	31.178	226.6	8	2'03.423 *	34.450	34.436*	23.656	30.881	230.0	
4	2'03.479	34.983	34.418	23.054	31.024	226.6	9	2'01.775	34.470	34.051	22.620	30.634	232.5	
5	2'03.098	34.688	34.491	22.872	31.047	226.6	10	2'02.011	34.298	34.072	22.894	30.747	230.0	
6	2'02.589	34.630	34.310	22.740	30.909	226.6	11	2'01.635	34.347	33.978	22.641	30.669	231.5	
7	2'04.184	35.188	34.874	22.964	31.158	226.2	12	2'01.758 *	34.314	34.168	22.649*	30.627	230.5	
8	2'02.705 *	34.732	34.316*	22.924	30.733	232.0	13	2'08.079 P	34.422	34.128*	22.883*	36.646	228.6	
9	2'02.489	34.644	34.336	22.596	30.913	225.7	14	7'30.471 *	35.150	34.636*	22.809	30.697	234.0	
10	2'03.287	34.570	34.309	22.974	31.434	224.3	15	2'02.223 *	34.286	34.279*	22.927	30.731	234.5	
11	2'14.354 P	35.929	35.447	23.339	39.639	223.8	16	2'01.717	34.388	34.190	22.776	30.363	239.7	
12	9'44.241	32.868	34.465	22.807	31.077	224.8	17	2'00.886	34.028	33.943	22.566	30.349	238.6	
13	2'01.546	34.342	33.953	22.402	30.849	226.2	23rd 99 Carlos TATAY Avintia Esponsorama SPA							
14	2'01.371	34.233	33.853	22.550	30.735	231.5	Runs=1 Total laps=17 Full laps=11	1	2'27.845	31.142	37.118	24.835	31.810	227.1
15	2'00.706	34.098	33.723	22.302	30.583	232.0	2	2'07.014	35.758	35.640	24.218	31.398	227.6	
16	2'02.078	34.572	33.952	22.639	30.915	233.0	3	2'04.063 *	35.014	34.707*	23.191	31.151	229.5	
20th 54 Riccardo ROSSI BOE Owlride ITA							Runs=2 Total laps=12 Full laps=3	4	2'04.073	34.837	34.841	23.258	31.137	228.6
1	3'14.243	31.568	36.461	24.378	31.837	226.6	5	2'04.050	34.951	34.713	23.233	31.153	228.1	
2	2'06.853 *	35.345	35.387*	24.197	31.924	225.7	6	2'03.256	34.717	34.544	22.983	31.012	232.5	
3	2'05.271 *	35.395	34.967*	23.596*	31.313	226.6	7	2'02.929	34.597	34.384	22.927	31.021	228.1	
4	2'04.663 *	34.976	34.992*	23.476	31.219	226.2	8	2'05.928 *	34.574	36.540*	23.506	31.308	226.6	
5	2'04.053 *	34.911	34.718*	23.243	31.181	226.2	9	2'02.560	34.469	34.260	22.822	31.009	228.6	
6	2'20.167 P	37.861	37.506	24.900*	39.900	225.7	10	2'02.237	34.389	34.144	22.802	30.902	228.6	
7	7'35.630 *	35.437	41.208*	23.582	31.093	227.1	11	2'11.451 P	35.443	35.242	23.758	37.008	226.2	
8	2'03.749	34.895	34.622	23.083	31.149	226.6	12	7'06.477 *	30.063	34.492*	22.788	30.823*	228.6	
9	2'02.731	34.424	34.373	22.928	31.006	227.1	13	2'01.254	34.251	33.833	22.642	30.528	230.0	
10	2'12.723 P	35.068	35.943*	23.851	37.861	216.2	14	2'01.517 *	34.228	34.131*	22.494	30.664	232.0	
11	10'10.946 *	31.267	34.792*	31.226	30.751	229.0	15	2'05.351	34.054	37.023	23.370	30.904	231.5	
12	2'00.709	34.049	33.619	22.574	30.467	229.5	16	2'00.891	33.941	33.814	22.787	30.349	235.0	
21st 6 Ryusei YAMANAKA CarXpert PruestelGP JPN							Runs=2 Total laps=13 Full laps=7	17	2'03.378	33.805	33.741	24.976	30.856	232.5
1	3'11.467	31.119	35.948	24.041	31.655	225.2	24th 27 Kaito TOBA CIP Green Power JPN							
2	2'05.198	35.584	34.938	23.388	31.288	228.6	Runs=2 Total laps=17 Full laps=6	1	2'24.692	34.895	37.030	24.432	32.046	224.3
3	2'03.892 *	35.499	34.263	23.162*	30.968	229.5	2	2'08.973 *	38.695	35.385*	23.321	31.572	225.7	
4	2'03.011	34.684	34.306	23.148	30.873	234.0	3	2'04.444 *	35.205	34.908*	23.120	31.211	226.6	
5	2'02.779	34.688	34.213	22.946	30.932	232.5	4	2'05.568 *	35.115	35.435*	23.570	31.448	227.6	
6	2'02.113	34.408	33.816	23.030	30.859	229.0	5	2'03.588	34.993	34.562	23.010	31.023	230.0	
7	2'11.405 P	35.714	34.448	23.189	38.054	222.9	6	2'03.296	34.739	34.425	22.983	31.149	231.0	
8	11'58.789 *	32.307	35.871*	23.152	32.972	226.2	7	2'02.925 *	34.617	34.458*	22.950	30.900	229.5	
9	2'08.867 P	34.788	33.952	23.360	36.767	225.7	8	2'03.044	34.554	34.452	22.842	31.196	225.2	
10	5'26.954 *	29.546	34.106*	22.713	30.663	229.5	9	2'15.154 P	35.234	37.069	23.257	39.594	222.9	
11	2'01.195	34.224	33.779	22.363	30.829	228.6	10	8'29.734 *	36.745	34.915*	22.885	31.021	228.6	
12	2'00.878	33.974	33.857	22.322	30.725	229.0	11	2'01.518 *	34.082	33.916	22.671	30.849*	229.5	
13	2'01.209	34.217	33.793	22.415	30.784	229.0	12	2'01.431 *	34.250	33.950	22.606*	30.625	232.5	
22nd 11 Sergio GARCIA GAVIOTA GASGAS A SPA							Runs=1 Total laps=17 Full laps=8	13	2'01.643	34.363	33.816	22.637	30.827	227.6
1	2'16.041	32.786	35.955	24.368	31.921	226.6	14	2'01.301	34.087	33.915	22.571	30.728	228.1	
2	2'05.742 *	35.821	35.083*	23.524	31.314	228.6	15	2'10.361	38.393	37.558	23.336	31.074	227.1	
3	2'04.170	35.101	35.051	23.145	30.873	229.5	16	2'01.367 *	34.256	33.843*	22.579	30.689	228.6	
4	2'02.976	34.736	34.488	23.112	30.640	233.5	17	2'11.573 P	34.261	33.905*	23.049	40.358	203.3	

Fastest Lap: Gabriel RODRIGO Indonesian Racing Gr ARG **1'59.131** 33.680 33.251 22.060 30.140

These data/results cannot be reproduced, stored and/or transmitted in whole or in part by any manner of electronic, mechanical, photocopying, recording, broadcasting or otherwise now known or herein after developed without the previous express consent by the copyright owner, except for reproduction in daily press and regular printed publications on sale to the public within 60 days of the event related to those data/results and always provided that copyright symbol appears together as follows below.
© DORNA, 2021

Free Practice Nr. 1

Moto3

Lap	Lap Time	T1	T2	T3	T4	Speed	Lap	Lap Time	T1	T2	T3	T4	Speed	
25th	63	Syarifuddin AZMAN Petronas Sprinta Raci MAL						7	2'09.789 P	34.522	34.616*	22.879*	37.772	226.6
		Runs=1	Total laps=8	Full laps=4			8	7'48.485 *	36.238	35.070*	23.419	37.541	196.3	
1	2'53.169	34.272	37.751	24.021	31.475	229.5	9	2'03.378	35.003	34.432	22.793	31.150	226.2	
2	2'04.987	35.557	34.938	23.399	31.093	230.0	10	2'03.851	34.833	34.564	22.777	31.677	222.9	
3	4'07.100 P	35.112	34.954	2'14.888	42.146	183.0	11	2'07.250 P	34.609	34.491	22.750	35.400	223.4	
4	23'11.925 *	31.692	35.190	23.209	31.442*	227.1	12	5'14.946	42.864	34.514	22.756	31.206	225.7	
5	2'03.190	35.158	34.309	22.889	30.834	226.2	13	2'02.174	34.547	34.142	22.754	30.731	230.5	
6	2'03.022 *	34.548	34.596*	22.844	31.034	221.5	14	2'01.792 *	34.182	34.136*	22.459	31.015	226.6	
7	2'01.652	33.999	34.115	22.769	30.769	229.5	15	2'05.336	34.415	33.874			220.6	
8	2'01.311	34.026	34.165	22.646	30.474	234.0								

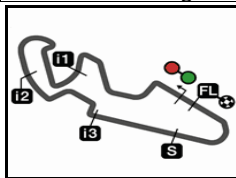
26th	52	Jeremy ALCOBA Indonesian Racing Gr SPA				
		Runs=2	Total laps=15	Full laps=6		
1	3'21.666	31.639	37.699	24.859	32.208	224.8
2	2'07.030	36.101	35.477	23.614	31.838	225.7
3	2'06.870 *	35.491	36.279	23.523*	31.577	225.7
4	2'04.421	35.108	34.957	22.961	31.395	226.6
5	2'03.676	34.676	34.655	23.005	31.340	226.2
6	2'02.706	34.439	34.309	22.937	31.021	232.5
7	2'12.928 P	34.549	37.167	23.790	37.422	220.2
8	9'35.482 *	36.433	38.124	23.188*	30.875	231.0
9	2'03.994 *	34.577	34.310*	22.931	32.176	220.6
10	2'01.629	34.187	34.039	22.661	30.742	236.0
11	2'05.488 *	36.738	34.902	22.678*	31.170	228.1
12	2'08.705 P	34.288	34.260*	23.661	36.496	224.3
13	2'34.969 *	39.691	35.763	23.407*	30.851	230.5
14	2'01.689	34.256	34.335	22.572	30.526	235.0
15	2'02.046 *	34.207	34.138*	22.598*	31.103	229.5

27th	73	Maximilian KOFLER CIP Green Power AUT				
		Runs=1	Total laps=16	Full laps=7		
1	2'58.681	36.491	36.368	24.583	33.211	212.8
2	2'04.535 *	35.363	34.797*	23.336	31.039	229.0
3	2'03.524	34.934	34.518	23.094	30.978	229.0
4	2'03.325	34.818	34.621	23.221	30.665	232.0
5	2'03.776 *	34.763	34.485*	23.308	31.220	232.5
6	2'05.741	35.255	36.055	23.569	30.862	229.5
7	2'03.799	34.947	34.586	23.176	31.090	226.6
8	2'08.543 *	36.573	37.038*	24.119	30.813	232.5
9	2'02.795	34.983	34.263	22.852	30.697	231.0
10	2'10.586 P	34.677	34.251	23.225	38.433	231.5
11	7'56.328 *	36.235	38.953*	23.807	31.015*	228.6
12	2'02.634	34.536	34.143	23.129	30.826	231.0
13	2'01.940	34.645	33.819	22.876	30.600	232.0
14	2'01.796 *	34.391	33.986*	22.903	30.516	230.5
15	2'09.894 *	37.146	35.827*	25.956	30.965	229.5
16	2'02.336 *	34.478	34.182*	22.875	30.801	229.5

28th	67	Alberto SURRA Rivacold Snipers Tea ITA				
		Runs=2	Total laps=15	Full laps=6		
1	3'04.363	32.718	36.689	24.510	31.938	224.3
2	2'08.411 *	36.730	35.666*	24.058	31.957	225.2
3	2'05.396 *	35.480	34.991	23.178*	31.747	226.2
4	2'04.615	35.289	34.941	23.110	31.275	224.3
5	2'04.508 *	35.407	34.802*	23.062	31.237	228.6
6	2'03.444	34.696	34.658	22.813	31.277	226.2

Fastest Lap: Gabriel RODRIGO Indonesian Racing Gr ARG **1'59.131** 33.680 33.251 22.060 30.140

These data/results cannot be reproduced, stored and/or transmitted in whole or in part by any manner of electronic, mechanical, photocopying, recording, broadcasting or otherwise now known or herein after developed without the previous express consent by the copyright owner, except for reproduction in daily press and regular printed publications on sale to the public within 60 days of the event related to those data/results and always provided that copyright symbol appears together as follows below.
© DORNA, 2021



5077 m.

GRAN PREMIO TISSOT DE ARAGÓN

Free Practice Nr. 1

Best Partial Times


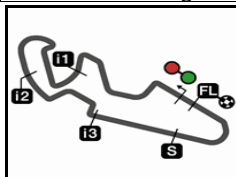
Moto3™

IT Ideal Lap Time, sum of the best partial times*BT* Best Lap Time

T1		T2		T3		T4						
Pos	Rider	Time	Rider	Time	Rider	Time	Rider	Time	Pos	Rider	IT	BT
1	A.MIGNO	33.368	F.SALAC	33.241	A.MIGNO	22.020	F.SALAC	30.057	1	G.RODRIGO	1'58.965	1'59.131 (1)
2	G.RODRIGO	33.514	G.RODRIGO	33.251	G.RODRIGO	22.060	N.ANTONELLI	30.062	2	F.SALAC	1'59.053	1'59.195 (2)
3	D.FOGGIA	33.549	P.ACOSTA	33.253	F.SALAC	22.078	G.RODRIGO	30.140	3	A.MIGNO	1'59.174	1'59.481 (5)
4	R.FENATI	33.567	A.MIGNO	33.330	J.MASIA	22.128	P.ACOSTA	30.152	4	N.ANTONELLI	1'59.230	1'59.230 (3)
5	D.BINDER	33.579	T.SUZUKI	33.340	T.SUZUKI	22.167	I.GUEVARA	30.220	5	P.ACOSTA	1'59.238	1'59.368 (4)
6	T.SUZUKI	33.582	N.ANTONELLI	33.387	N.ANTONELLI	22.173	A.FERNANDEZ	30.251	6	T.SUZUKI	1'59.429	1'59.515 (7)
7	P.ACOSTA	33.603	D.BINDER	33.388	D.FOGGIA	22.193	D.BINDER	30.258	7	D.BINDER	1'59.507	1'59.507 (6)
8	N.ANTONELLI	33.608	D.FOGGIA	33.393	A.FERNANDEZ	22.204	L.FELLON	30.281	8	D.FOGGIA	1'59.524	1'59.524 (8)
9	X.ARTIGAS	33.669	R.FENATI	33.433	P.ACOSTA	22.230	A.SASAKI	30.292	9	R.FENATI	1'59.754	1'59.775 (9)
10	F.SALAC	33.677	S.NEPA	33.458	R.FENATI	22.246	D.ÖNCÜ	30.293	10	A.FERNANDEZ	1'59.896	1'59.950 (10)
11	Y.KUNII	33.704	X.ARTIGAS	33.469	X.ARTIGAS	22.281	T.SUZUKI	30.340	11	X.ARTIGAS	1'59.907	2'00.155 (13)
12	D.ÖNCÜ	33.801	J.MASIA	33.512	D.BINDER	22.282	S.GARCIA	30.349	12	J.MASIA	1'59.911	1'59.989 (11)
13	C.TATAY	33.805	A.SASAKI	33.527	A.IZDIHAR	22.302	C.TATAY	30.349	13	D.ÖNCÜ	2'00.009	2'00.047 (12)
14	L.FELLON	33.828	A.FERNANDEZ	33.563	L.FELLON	22.321	D.FOGGIA	30.389	14	L.FELLON	2'00.086	2'00.282 (14)
15	J.MASIA	33.834	D.ÖNCÜ	33.590	R.YAMANAKA	22.322	J.MASIA	30.437	15	A.SASAKI	2'00.164	2'00.326 (15)
16	A.FERNANDEZ	33.878	R.ROSSI	33.619	D.ÖNCÜ	22.325	A.MIGNO	30.456	16	S.NEPA	2'00.370	2'00.370 (16)
17	I.GUEVARA	33.939	L.FELLON	33.656	A.SASAKI	22.362	R.ROSSI	30.467	17	C.TATAY	2'00.389	2'00.891 (23)
18	R.YAMANAKA	33.974	A.IZDIHAR	33.723	S.NEPA	22.404	S.AZMAN	30.474	18	I.GUEVARA	2'00.463	2'00.536 (17)
19	A.SASAKI	33.983	I.GUEVARA	33.726	A.SURRA	22.459	S.NEPA	30.479	19	Y.KUNII	2'00.476	2'00.604 (18)
20	S.AZMAN	33.999	C.TATAY	33.741	Y.KUNII	22.478	X.ARTIGAS	30.488	20	A.IZDIHAR	2'00.706	2'00.706 (19)
21	S.GARCIA	34.028	Y.KUNII	33.751	C.TATAY	22.494	R.FENATI	30.508	21	R.ROSSI	2'00.709	2'00.709 (20)
22	S.NEPA	34.029	R.YAMANAKA	33.779	S.GARCIA	22.566	M.KOFLER	30.516	22	R.YAMANAKA	2'00.738	2'00.878 (21)
23	R.ROSSI	34.049	K.TOBA	33.816	K.TOBA	22.571	J.ALCOBA	30.526	23	S.GARCIA	2'00.886	2'00.886 (22)
24	K.TOBA	34.082	M.KOFLER	33.819	J.ALCOBA	22.572	Y.KUNII	30.543	24	K.TOBA	2'01.094	2'01.301 (24)

These data/results cannot be reproduced, stored and/or transmitted in whole or in part by any manner of electronic, mechanical, photocopying, recording, broadcasting or otherwise now known or herein after developed without the previous express consent by the copyright owner, except for reproduction in daily press and regular printed publications on sale to the public within 60 days of the event related to those data/results and always provided that copyright symbol appears together as follows below.
© DORNA, 2021

MotorLand Aragón

Results and timing service provided by  **TISSOT**

5077 m.

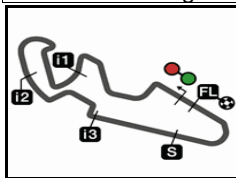
GRAN PREMIO TISSOT DE ARAGÓN**Free Practice Nr. 1****Best Partial Times****Moto3™***IT* Ideal Lap Time, sum of the best partial times*BT* Best Lap Time

T1		T2		T3		T4				<i>IT</i>	<i>BT</i>	
<i>Pos</i>	<i>Rider</i>	<i>Time</i>	<i>Rider</i>	<i>Time</i>	<i>Rider</i>	<i>Time</i>	<i>Rider</i>	<i>Time</i>	<i>Pos</i>	<i>Rider</i>		
25	A.IZDIHAR	34.098	A.SURRA	33.874	R.ROSSI	22.574	A.IZDIHAR	30.583	25	S.AZMAN	2'01.234	2'01.311 (25)
26	A.SURRA	34.182	S.GARCIA	33.943	I.GUEVARA	22.578	K.TOBA	30.625	26	A.SURRA	2'01.246	2'02.174 (28)
27	J.ALCOBA	34.187	J.ALCOBA	34.039	S.AZMAN	22.646	R.YAMANAKA	30.663	27	J.ALCOBA	2'01.324	2'01.629 (26)
28	M.KOFLER	34.391	S.AZMAN	34.115	M.KOFLER	22.852	A.SURRA	30.731	28	M.KOFLER	2'01.578	2'01.940 (27)

These data/results cannot be reproduced, stored and/or transmitted in whole or in part by any manner of electronic, mechanical, photocopying, recording, broadcasting or otherwise now known or herein after developed without the previous express consent by the copyright owner, except for reproduction in daily press and regular printed publications on sale to the public within 60 days of the event related to those data/results and always provided that copyright symbol appears together as follows below.
© DORNA, 2021

Official MotoGP Timing by **TISSOT**
www.motogp.com





5077 m.

GRAN PREMIO TISSOT DE ARAGÓN

Free Practice Nr. 1

Fastest Laps Sequence

<i>Practice Time</i>	 <i>Rider</i>	<i>Nation</i>	<i>Motorcycle</i>	<i>Time</i>	<i>Km/h</i>	<i>Rider's Lap</i>
4'34.859	99 Carlos TATAY	SPA	KTM	2'07.014	143.8	2
4'58.156	63 Syarifuddin AZMAN	MAL	HONDA	2'04.987	146.2	2
4'58.921	31 Adrian FERNANDEZ	SPA	HUSQVARNA	2'04.323	147.0	2
5'04.465	40 Darryn BINDER	RSA	HONDA	2'04.244	147.1	2
5'04.587	43 Xavier ARTIGAS	SPA	HONDA	2'03.380	148.1	2
5'05.028	16 Andrea MIGNO	ITA	HONDA	2'02.979	148.6	2
6'49.595	53 Deniz ÖNCÜ	TUR	KTM	2'02.939	148.6	3
7'07.724	16 Andrea MIGNO	ITA	HONDA	2'02.696	148.9	3
8'06.909	55 Romano FENATI	ITA	HUSQVARNA	2'01.870	149.9	3
10'08.132	55 Romano FENATI	ITA	HUSQVARNA	2'01.223	150.7	4
12'09.019	55 Romano FENATI	ITA	HUSQVARNA	2'00.887	151.1	5
25'29.339	23 Niccolò ANTONELLI	ITA	KTM	2'00.810	151.2	10
33'13.920	55 Romano FENATI	ITA	HUSQVARNA	2'00.089	152.1	8
35'00.458	16 Andrea MIGNO	ITA	HONDA	1'59.534	152.9	12
38'28.182	12 Filip SALAC	CZE	KTM	1'59.309	153.1	13
40'27.219	23 Niccolò ANTONELLI	ITA	KTM	1'59.230	153.2	15
40'27.377	12 Filip SALAC	CZE	KTM	1'59.195	153.3	14
40'30.696	2 Gabriel RODRIGO	ARG	HONDA	1'59.131	153.4	15

These data/results cannot be reproduced, stored and/or transmitted in whole or in part by any manner of electronic, mechanical, photocopying, recording, broadcasting or otherwise now known or herein after developed without the previous express consent by the copyright owner, except for reproduction in daily press and regular printed publications on sale to the public within 60 days of the event related to those data/results and always provided that copyright symbol appears together as follows below.

© DORNA, 2021

Official MotoGP Timing by TISSOT
www.motogp.com

Alcañiz, Friday, September 10, 2021

