



5077 m.

GRAN PREMIO TISSOT DE ARAGÓN

Free Practice Nr. 2

Classification

6

		Rider	Nation	Team	Motorcycle	Time	Lap Total	Gap	Top Speed
1	43	Jack MILLER	AUS	Ducati Lenovo Team	DUCATI	1'47.613	15 17		344.0
2	41	Aleix ESPARGARO	SPA	Aprilia Racing Team Gresini	APRILIA	1'47.886	18 19	0.273 0.273	346.1
3	35	Cal CRUTCHLOW	GBR	Monster Energy Yamaha MotoGP	YAMAHA	1'47.897	17 19	0.284 0.011	340.7
4	5	Johann ZARCO	FRA	Pramac Racing	DUCATI	1'47.988	18 18	0.375 0.091	346.1
5	89	Jorge MARTIN	SPA	Pramac Racing	DUCATI	1'48.023	17 17	0.410 0.035	345.0
6	63	Francesco BAGNAIA	ITA	Ducati Lenovo Team	DUCATI	1'48.032	15 15	0.419 0.009	349.5
7	20	Fabio QUARTARARO	FRA	Monster Energy Yamaha MotoGP	YAMAHA	1'48.034	16 17	0.421 0.002	336.5
8	30	Takaaki NAKAGAMI	JPN	LCR Honda IDEMITSU	HONDA	1'48.057	17 19	0.444 0.023	344.0
9	23	Enea BASTIANINI	ITA	Avintia Esponsorama	DUCATI	1'48.086	16 17	0.473 0.029	344.0
10	44	PoI ESPARGARO	SPA	Repsol Honda Team	HONDA	1'48.166	15 16	0.553 0.080	348.4
11	42	Alex RINS	SPA	Team SUZUKI ECSTAR	SUZUKI	1'48.267	20 20	0.654 0.101	341.8
12	33	Brad BINDER	RSA	Red Bull KTM Factory Racing	KTM	1'48.278	16 17	0.665 0.011	345.0
13	73	Alex MARQUEZ	SPA	LCR Honda CASTROL	HONDA	1'48.314	17 19	0.701 0.036	342.9
14	9	Danilo PETRUCCI	ITA	Tech 3 KTM Factory Racing	KTM	1'48.351	16 17	0.738 0.037	338.6
15	10	Luca MARINI	ITA	SKY VR46 Avintia	DUCATI	1'48.456	18 18	0.843 0.105	341.8
16	27	Iker LECUONA	SPA	Tech 3 KTM Factory Racing	KTM	1'48.526	15 18	0.913 0.070	339.6
17	88	Miguel OLIVEIRA	POR	Red Bull KTM Factory Racing	KTM	1'48.623	3 20	1.010 0.097	345.0
18	46	Valentino ROSSI	ITA	Petronas Yamaha SRT	YAMAHA	1'48.649	15 17	1.036 0.026	340.7
19	12	Maverick VIÑALES	SPA	Aprilia Racing Team Gresini	APRILIA	1'48.755	20 20	1.142 0.106	341.8
20	93	Marc MARQUEZ	SPA	Repsol Honda Team	HONDA	1'48.827	8 15	1.214 0.072	347.3
21	36	Joan MIR	SPA	Team SUZUKI ECSTAR	SUZUKI	1'48.886	11 16	1.273 0.059	341.8
22	96	Jake DIXON	GBR	Petronas Yamaha SRT	YAMAHA	1'49.987	11 17	2.374 1.101	336.5

Practice condition: **Dry**Air: **27°**Humidity: **40%**Ground: **44°**

Fastest Lap:	Lap: 15	Jack MILLER	1'47.613	169.8 Km/h
Best Race Lap:	2020	Franco MORBIDELLI	1'48.089	169.0 Km/h
All Time Lap Record:	2015	Marc MARQUEZ	1'46.635	171.4 Km/h

The results are provisional until the end of the limit for protest and appeals.

Time limit for protest expires 30' after publication of the results - Time:

These data/results cannot be reproduced, stored and/or transmitted in whole or in part by any manner of electronic, mechanical, photocopying, recording, broadcasting or otherwise now known or herein after developed without the previous express consent by the copyright owner, except for reproduction in daily press and regular printed publications on sale to the public within 60 days of the event related to those data/results and always provided that copyright symbol appears together as follows below.

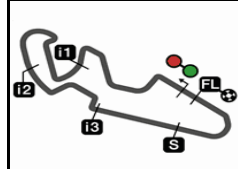
© DORNA, 2021

Official MotoGP Timing by TISSOT

www.motogp.com

Alcañiz, Friday, September 10, 2021






5077 m.

GRAN PREMIO TISSOT DE ARAGÓN

Free Practice Nr. 2

Combined Free Practice Times

7

	Rider	Nation	Team	MOTORCYCLE	FP1	FP2	Gap
1	43 J.MILLER	AUS	Ducati Lenovo Team	DUCATI	1'49.262 16	1'47.613 15	
2	41 A.ESPARGARO	SPA	Aprilia Racing Team Gresini	APRILIA	1'49.313 15	1'47.886 18	0.273 0.273
3	35 C.CRUTCHLOW	GBR	Monster Energy Yamaha MotoGP	YAMAHA	1'49.670 14	1'47.897 17	0.284 0.011
4	5 J.ZARCO	FRA	Pramac Racing	DUCATI	1'49.372 17	1'47.988 18	0.375 0.091
5	89 J.MARTIN	SPA	Pramac Racing	DUCATI	1'49.947 10	1'48.023 17	0.410 0.035
6	63 F.BAGNAIA	ITA	Ducati Lenovo Team	DUCATI	1'49.193 16	1'48.032 15	0.419 0.009
7	20 F.QUARTARARO	FRA	Monster Energy Yamaha MotoGP	YAMAHA	1'49.451 14	1'48.034 16	0.421 0.002
8	93 M.MARQUEZ	SPA	Repsol Honda Team	HONDA	1'48.048 18	1'48.827 8	0.435 0.014
9	30 T.NAKAGAMI	JPN	LCR Honda IDEMITSU	HONDA	1'49.459 8	1'48.057 17	0.444 0.009
10	23 E.BASTIANINI	ITA	Avintia Esponsorama	DUCATI	1'49.652 13	1'48.086 16	0.473 0.029
11	44 P.ESPARGARO	SPA	Repsol Honda Team	HONDA	1'49.589 13	1'48.166 15	0.553 0.080
12	42 A.RINS	SPA	Team SUZUKI ECSTAR	SUZUKI	1'49.784 11	1'48.267 20	0.654 0.101
13	33 B.BINDER	RSA	Red Bull KTM Factory Racing	KTM	1'50.353 14	1'48.278 16	0.665 0.011
14	73 A.MARQUEZ	SPA	LCR Honda CASTROL	HONDA	1'49.206 18	1'48.314 17	0.701 0.036
15	9 D.PETRUCCI	ITA	Tech 3 KTM Factory Racing	KTM	1'49.741 15	1'48.351 16	0.738 0.037
16	10 L.MARINI	ITA	SKY VR46 Avintia	DUCATI	1'49.936 17	1'48.456 18	0.843 0.105
17	27 I.LECUONA	SPA	Tech 3 KTM Factory Racing	KTM	1'49.942 12	1'48.526 15	0.913 0.070
18	88 M.OLIVEIRA	POR	Red Bull KTM Factory Racing	KTM	1'49.964 17	1'48.623 3	1.010 0.097
19	46 V.ROSSI	ITA	Petronas Yamaha SRT	YAMAHA	1'50.299 11	1'48.649 15	1.036 0.026
20	12 M.VIÑALES	SPA	Aprilia Racing Team Gresini	APRILIA	1'50.187 16	1'48.755 20	1.142 0.106
21	36 J.MIR	SPA	Team SUZUKI ECSTAR	SUZUKI	1'49.019 17	1'48.886 11	1.273 0.131
22	96 J.DIXON	GBR	Petronas Yamaha SRT	YAMAHA	1'51.188 14	1'49.987 11	2.374 1.101

Pole Position Record:	2015	Marc MARQUEZ	1'46.635	171.4 Km/h
Best Race Lap:	2020	Franco MORBIDELLI	1'48.089	169.0 Km/h
All Time Lap Record:	2015	Marc MARQUEZ	1'46.635	171.4 Km/h

The results are provisional until the end of the limit for protest and appeals.

Time limit for protest expires 60' after publication of the results - Time:

These data/results cannot be reproduced, stored and/or transmitted in whole or in part by any manner of electronic, mechanical, photocopying, recording, broadcasting or otherwise now known or herein after developed without the previous express consent by the copyright owner, except for reproduction in daily press and regular printed publications on sale to the public within 60 days of the event related to those data/results and always provided that copyright symbol appears together as follows below.

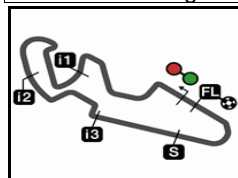
© DORNA, 2021

Official MotoGP Timing by TISSOT

www.motogp.com

Alcañiz, Friday, September 10, 2021





5077 m.

GRAN PREMIO TISSOT DE ARAGÓN

Free Practice Nr. 2

Top Speed & Average

8



Rider	Nation	Motorcycle	Top 5 speeds					Average	Top
63 Francesco BAGNAIA	ITA	DUCATI	349.5	344.0	344.0	342.9	342.9	344.7	349.5
44 Po ESPARGARO	SPA	HONDA	348.4	346.1	345.0	345.0	344.0	345.7	348.4
93 Marc MARQUEZ	SPA	HONDA	347.3	342.9	341.8	340.7	340.7	342.1	347.3
5 Johann ZARCO	FRA	DUCATI	346.1	346.1	345.0	344.0	344.0	344.9	346.1
41 Aleix ESPARGARO	SPA	APRILIA	346.1	345.0	344.0	342.9	340.7	343.7	346.1
33 Brad BINDER	RSA	KTM	345.0	342.9	341.8	341.8	341.8	342.7	345.0
88 Miguel OLIVEIRA	POR	KTM	345.0	342.9	341.8	340.7	339.6	340.8	345.0
89 Jorge MARTIN	SPA	DUCATI	345.0	344.0	342.9	342.9	341.8	342.9	345.0
23 Enea BASTIANINI	ITA	DUCATI	344.0	342.9	341.8	340.7	339.6	341.0	344.0
30 Takaaki NAKAGAMI	JPN	HONDA	344.0	341.8	340.7	340.7	340.7	341.6	344.0
43 Jack MILLER	AUS	DUCATI	344.0	342.9	342.9	341.8	341.8	342.7	344.0
73 Alex MARQUEZ	SPA	HONDA	342.9	341.8	341.8	340.7	340.7	341.3	342.9
10 Luca MARINI	ITA	DUCATI	341.8	339.6	339.6	338.6	338.6	339.6	341.8
12 Maverick VIÑALES	SPA	APRILIA	341.8	340.7	339.6	339.6	338.6	340.1	341.8
36 Joan MIR	SPA	SUZUKI	341.8	339.6	339.6	338.6	338.6	339.6	341.8
42 Alex RINS	SPA	SUZUKI	341.8	341.8	340.7	340.7	339.6	340.9	341.8
35 Cal CRUTCHLOW	GBR	YAMAHA	340.7	340.7	339.6	339.6	339.6	340.0	340.7
46 Valentino ROSSI	ITA	YAMAHA	340.7	339.6	339.6	338.6	338.6	339.4	340.7
27 Iker LECUONA	SPA	KTM	339.6	338.6	337.5	337.5	337.5	338.0	339.6
9 Danilo PETRUCCI	ITA	KTM	338.6	336.5	336.5	335.4	335.4	336.5	338.6
20 Fabio QUARTARARO	FRA	YAMAHA	336.5	336.5	335.4	335.4	335.4	335.7	336.5
96 Jake DIXON	GBR	YAMAHA	336.5	335.4	334.4	334.4	333.4	334.6	336.5

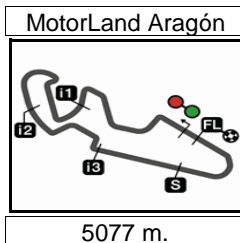
These data/results cannot be reproduced, stored and/or transmitted in whole or in part by any manner of electronic, mechanical, photocopying, recording, broadcasting or otherwise now known or herein after developed without the previous express consent by the copyright owner, except for reproduction in daily press and regular printed publications on sale to the public within 60 days of the event related to those data/results and always provided that copyright symbol appears together as follows below.

© DORNA, 2021

Official MotoGP Timing by TISSOT
www.motogp.com



Alcañiz, Friday, September 10, 2021



Results and timing service provided by TISSOT

MotoGP™

GRAN PREMIO TISSOT DE ARAGÓN

Free Practice Nr. 2

Chronological Analysis of Performances

9

* Lap / Sector time cancelled **T1** Time from finish line to 1st intermed. **T3** Time from 2nd intermed. to 3rd intermed.
P Crossing the finish line in pit lane **T2** Time from 1st intermed. to 2nd intermed. **T4** Time from 3rd intermed. to finish line
 ** Tyre data subject to further updates

Lap	Lap Time	T1	T2	T3	T4	Speed	Lap	Lap Time	T1	T2	T3	T4	Speed
1st	43	Jack MILLER		DUCATI		AUS	12	1'49.094	31.390	30.789	21.322	25.593	337.5
		Ducati Lenovo Team					13	1'48.858	31.252	30.774	21.250	25.582	339.6
		Runs=2	Total laps=17	Full laps=10			14	2'00.290 P	33.333	32.949	22.005	32.003	334.4
Run #	1	Front Tyre	Slick-Medium	Rear Tyre	Slick-Hard		Run #	3	Front Tyre	Slick-Hard	Rear Tyre	Slick-Soft	
			New Tyre		New Tyre					New Tyre		New Tyre	
1	2'05.720	29.510	32.400	22.033	25.697	344.0	15	7'25.203	30.110	31.757	21.493	25.659	337.5
2	1'50.311	32.172	31.195	21.295	25.649	340.7	16	1'48.547	31.201	30.646	21.347	25.353	337.5
3	1'49.805	31.816	31.026	21.365	25.598	338.6	17	1'47.910	31.181	30.412	21.006	25.311	337.5
4	1'49.352 *	31.584	30.952	21.192	25.624*	338.6	18	1'47.886	31.149	30.447	20.936	25.354	338.6
5	2'00.764	31.548	35.287	23.853	30.076	271.5	19	2'02.615	37.679	34.079	22.483	28.374	314.0
6	1'56.928 P	31.771	31.080	21.700	32.377	340.7							
Run #	2	Front Tyre	Slick-Medium	Rear Tyre	Slick-Hard		3rd	35	Cal CRUTCHLOW		YAMAHA		GBR
			6 Laps at start		6 Laps at start				Runs=2	Total laps=19	Full laps=13		
7	7'02.120	29.902	31.950	21.770	25.644	337.5							
8	1'50.331	31.894	31.186	21.636	25.615	337.5							
9	1'49.777	31.590	31.144	21.364	25.679	334.4							
10	2'02.853	31.564	43.219	22.290	25.780	341.8							
11	1'49.268	31.428	30.941	21.205	25.694	340.7							
12	2'05.581 P	36.172	33.627	22.885	32.897	303.5							
Run #	3	Front Tyre	Slick-Soft	Rear Tyre	Slick-Soft		Run #	1	Front Tyre	Slick-Medium	Rear Tyre	Slick-Hard	
			New Tyre		New Tyre					New Tyre		New Tyre	
13	9'57.981	31.285	32.354	21.947	25.712	340.7	1	2'31.138 *	32.834	36.118	23.525*	26.523	336.5
14	1'57.587	31.348	34.866	25.851	25.522	341.8	2	1'53.942	33.935	32.082	21.835	26.090	334.4
15	1'47.613	31.154	30.367	20.952	25.140	342.9	3	1'58.195	32.007	37.497	22.459	26.232	332.3
16	2'02.450	41.903	33.176	21.940	25.431	342.9	4	1'50.033 *	31.886	31.075	21.378	25.694*	334.4
17	1'55.335 *	31.463	35.122*	22.391	26.359	337.5	5	1'49.852	31.602	31.002	21.526	25.722	335.4
Run #	1	Front Tyre	Slick-Hard	Rear Tyre	Slick-Medium		6	1'49.764	31.549	31.160	21.323	25.732	340.7
			New Tyre		New Tyre		7	2'02.863 P	33.623	33.128	22.498	33.614	334.4
1	2'29.193	30.091	33.417	22.480	26.097	342.9							
2	1'51.476	31.958	31.400	22.342	25.776	337.5							
3	1'49.323	31.398	30.900	21.445	25.580	336.5							
4	1'55.233 *	31.275	30.607			286.6							
5	1'49.358	31.362	30.753	21.606	25.637	337.5							
6	1'48.858	31.215	30.863	21.350	25.430	345.0							
7	1'49.855	31.484	31.131	21.522	25.718	344.0							
8	1'58.841 P	32.604	31.179	21.436	33.622	340.7							
Run #	2	Front Tyre	Slick-Hard	Rear Tyre	Slick-Hard		Run #	2	Front Tyre	Slick-Medium	Rear Tyre	Slick-Hard	
			8 Laps at start		New Tyre					7 Laps at start	7 Laps at start		
9	6'50.546	33.226	32.793	22.034	26.230	328.3	8	6'32.257	32.868	33.132	21.887	26.058	333.4
10	1'49.462	31.581	30.975	21.358	25.548	346.1	9	1'55.821	35.016	33.128	21.964	25.713	334.4
11	1'49.804	31.570	31.110	21.595	25.529	338.6	10	1'49.996	31.551	31.313	21.383	25.749	339.6
Run #	1	Front Tyre	Slick-Soft	Rear Tyre	Slick-Soft		11	1'49.622	31.579	31.107	21.307	25.629	339.6
			New Tyre		New Tyre		12	1'58.385	32.968	32.465	25.503	27.449	332.3
1	2'29.193	30.091	33.417	22.480	26.097	342.9	13	1'49.519	31.674	31.005	21.199	25.641	338.6
2	1'51.476	31.958	31.400	22.342	25.776	337.5	14	1'49.212	31.483	30.825	21.277	25.627	338.6
3	1'49.323	31.398	30.900	21.445	25.580	336.5	15	1'59.017 P	33.713	32.205	21.719	31.380	334.4
4	1'55.233 *	31.275	30.607			286.6							
5	1'49.358	31.362	30.753	21.606	25.637	337.5							
6	1'48.858	31.215	30.863	21.350	25.430	345.0							
7	1'49.855	31.484	31.131	21.522	25.718	344.0							
8	1'58.841 P	32.604	31.179	21.436	33.622	340.7							
Run #	3	Front Tyre	Slick-Medium	Rear Tyre	Slick-Soft								
			New Tyre		New Tyre								
16	7'19.870	29.441	41.673	24.046	25.650	339.6							
17	1'47.897	31.162	30.397	21.073	25.265	338.6							
18	1'59.178	37.818	33.072	22.157	26.131	336.5							
19	2'05.090	41.476	36.179	21.632	25.803	340.7							

Fastest Lap: Jack MILLER Ducati Lenovo Team AUS **1'47.613** 31.154 30.367 20.952 25.140

These data/results cannot be reproduced, stored and/or transmitted in whole or in part by any manner of electronic, mechanical, photocopying, recording, broadcasting or otherwise now known or herein after developed without the previous express consent by the copyright owner, except for reproduction in daily press and regular printed publications on sale to the public within 60 days of the event related to those data/results and always provided that copyright symbol appears together as follows below.
 © DORNA, 2021



Free Practice Nr. 2

MotoGP

Lap	Lap Time	T1	T2	T3	T4	Speed	Lap	Lap Time	T1	T2	T3	T4	Speed		
4th	5	Johann ZARCO				DUCATI	FRA								
		Pramac Racing													
		Runs=2	Total laps=18	Full laps=12											
Run #	1	Front Tyre	Slick-Medium	Rear Tyre	Slick-Hard		Run #	1	Front Tyre	Slick-Medium	Rear Tyre	Slick-Hard			
		New Tyre		New Tyre					New Tyre		New Tyre				
1	2'19.593	30.474	33.908	22.715	28.159	342.9	1	2'44.185	*	31.171	35.338	23.603	26.467*	342.9	
2	1'51.664	33.006	31.376	21.690	25.592	340.7	2	1'52.013		33.102	31.594	21.590	25.727	340.7	
3	1'50.300	32.224	31.114	21.354	25.608	339.6	3	1'49.543		31.724	30.969	21.281	25.569	339.6	
4	1'50.074	*	31.851	31.042	21.478	25.703*	339.6	4	1'48.616	*	31.355	30.671	21.157	25.433*	341.8
5	1'50.044		31.795	31.177	21.527	25.545	340.7	5	1'49.193		31.523	30.818	21.389	25.463	344.0
6	1'49.665		31.837	30.973	21.437	25.418	344.0	6	1'49.302		31.613	30.950	21.332	25.407	349.5
7	1'49.430		31.653	30.972	21.359	25.446	346.1	7	3'12.507	P	1'30.070	41.832*	25.157	35.448	299.3
8	2'01.832	P	31.940	31.062	23.216	35.614	345.0								
Run #	2	Front Tyre	Slick-Medium	Rear Tyre	Slick-Hard		Run #	2	Front Tyre	Slick-Medium	Rear Tyre	Slick-Hard			
		8 Laps at start		8 Laps at start					7 Laps at start		7 Laps at start				
9	7'24.001	29.674	33.214	21.985	25.754	338.6	8	13'08.962	*	30.572	32.612	22.129	26.152*	338.6	
10	1'49.996		31.794	31.209	21.619	25.374	346.1	9	1'51.490		32.495	31.634	21.729	25.632	341.8
11	1'49.351		31.493	31.027	21.399	25.432	344.0	10	1'49.177		31.626	30.791	21.203	25.557	342.9
12	1'51.943		31.574	33.266	21.714	25.389	344.0	11	2'00.051	P	31.398	30.837	27.329	30.487	337.5
13	2'03.734	P	35.410	32.957	21.957	33.410	338.6								
Run #	3	Front Tyre	Slick-Medium	Rear Tyre	Slick-Soft		Run #	3	Front Tyre	missing data	Rear Tyre	missing data			
		New Tyre		New Tyre					Laps at start		New Tyre				
14	8'28.695	32.716	33.859	22.708	26.037	339.6	12	6'16.995		30.311	32.302	22.164	25.725	341.8	
15	2'08.196		32.619	48.350	21.783	25.444	341.8	13	1'48.381		31.585	30.610	20.959	25.227	344.0
16	1'48.379		31.466	30.605	21.096	25.212	341.8	14	1'49.634		31.747	31.145	21.395	25.347	341.8
17	2'11.144		39.732	37.044	27.348	27.020	326.3	15	1'48.032		31.337	30.438	20.897	25.360	339.6
18	1'47.988		31.280	30.471	21.016	25.221	340.7								
5th	89	Jorge MARTIN				DUCATI	SPA								
		Pramac Racing													
		Runs=2	Total laps=17	Full laps=11											
Run #	1	Front Tyre	Slick-Medium	Rear Tyre	Slick-Hard		Run #	1	Front Tyre	Slick-Hard	Rear Tyre	Slick-Hard			
		New Tyre		New Tyre					New Tyre		New Tyre				
1	2'19.310	31.338	34.128	23.174	25.901	342.9	1	3'16.717		31.420	33.649	22.499	26.562	335.4	
2	1'55.546		32.358	31.258	26.315	25.615	339.6	2	1'50.300		32.030	31.258	21.184	25.828	333.4
3	1'49.568		31.591	30.974	21.611	25.392	338.6	3	1'48.920		31.331	30.819	21.107	25.663	332.3
4	1'48.682	*	31.270	30.787	21.294	25.331*	340.7	4	1'48.708		31.182	30.770	21.116	25.640	332.3
5	1'58.683		39.721	31.353	21.905	25.704	337.5	5	1'48.825		31.232	30.741	21.160	25.692	333.4
6	1'49.227		31.338	31.064	21.548	25.277	344.0	6	1'48.882		31.237	30.782	21.202	25.661	335.4
7	2'03.734	P	36.496	32.029	22.428	32.781	332.3	7	2'01.629	P	34.312*	33.152	22.248	31.917	333.4
Run #	2	Front Tyre	Slick-Medium	Rear Tyre	Slick-Hard		Run #	2	Front Tyre	Slick-Hard	Rear Tyre	Slick-Hard			
		7 Laps at start		7 Laps at start					7 Laps at start		7 Laps at start				
8	7'05.145	30.642	32.099	22.091	25.581	339.6	8	7'42.905		30.411	33.226	28.716	26.132	323.4	
9	1'58.167		31.463	30.991	25.130	30.583	283.6	9	1'50.147		31.800	31.264	21.363	25.720	334.4
10	1'51.321		31.389	31.089	21.459	27.384	345.0	10	1'49.701		31.589	31.006	21.413	25.693	334.4
11	1'51.176		31.604	31.549	22.590	25.433	341.8	11	1'49.391		31.441	30.923	21.246	25.781	335.4
12	1'49.366		31.450	31.043	21.554	25.319	342.9	12	1'49.520		31.398	31.049	21.343	25.730	335.4
13	1'57.869	P	32.869	31.878	21.724	31.398	340.7	13	2'03.505	P	38.457	31.750	21.562	31.736	336.5
Run #	3	Front Tyre	Slick-Medium	Rear Tyre	Slick-Soft		Run #	3	Front Tyre	Slick-Hard	Rear Tyre	Slick-Soft			
		New Tyre		New Tyre					New Tyre		New Tyre				
14	9'55.837	29.659	32.138	22.077	25.505	340.7	14	8'38.163	*	29.152	35.554*	24.249	25.940	334.4	
15	1'48.435		31.314	30.730	21.200	25.191	341.8	15	2'00.560		34.427	37.132	23.279	25.722	335.4
16	1'54.439		33.948	33.064	21.975	25.452	341.8	16	1'48.034		30.969	30.678	20.995	25.392	336.5
17	1'48.023		31.097	30.682	21.152	25.092	340.7	17	1'48.136		30.866	30.789	20.998	25.483	334.4

Fastest Lap: Jack MILLER Ducati Lenovo Team AUS **1'47.613** 31.154 30.367 20.952 25.140

These data/results cannot be reproduced, stored and/or transmitted in whole or in part by any manner of electronic, mechanical, photocopying, recording, broadcasting or otherwise now known or herein after developed without the previous express consent by the copyright owner, except for reproduction in daily press and regular printed publications on sale to the public within 60 days of the event related to those data/results and always provided that copyright symbol appears together as follows below.
© DORNA, 2021

Official MotoGP Timing by TISSOT
www.motogp.com

Alcañiz, Friday, September 10, 2021

Page 2 of 6



Free Practice Nr. 2

MotoGP

Lap	Lap Time	T1	T2	T3	T4	Speed	Lap	Lap Time	T1	T2	T3	T4	Speed
8th	30	Takaaki NAKAGAMI				HONDA	JPN						
		LCR Honda IDEMITSU											
		Runs=2	Total laps=19	Full laps=13									
Run #	1	Front Tyre	Slick-Hard	Rear Tyre	Slick-Medium	New Tyre	Run #	1	Front Tyre	Slick-Medium	Rear Tyre	Slick-Medium	New Tyre
1	2'28.174	32.396	33.940	22.480	26.093	340.7	1	2'19.136	31.276	33.772	22.629	26.753	348.4
2	1'53.162	32.391	31.352	23.515	25.904	339.6	2	1'53.563	33.830	32.205	21.873	25.655	342.9
3	1'49.251	31.623	30.945	21.081	25.602	338.6	3	1'50.020	31.860	31.115	21.487	25.558	341.8
4	1'50.022 *	31.498	30.982	21.594	25.948*	336.5	4	1'52.044 *	31.322	30.984	24.139	25.599*	342.9
5	1'51.553	31.740	31.813	22.371	25.629	340.7	5	1'49.093	31.291	31.005	21.270	25.527	341.8
6	1'49.449	31.233	30.816	21.947	25.453	344.0	6	2'02.270 P	33.605	33.667	23.315	31.683	346.1
7	1'48.574	31.259	30.816	21.046	25.453	340.7	Run # 2 Front Tyre Slick-Hard Rear Tyre Slick-Medium New Tyre 6 Laps at start						
8	1'59.355 P	32.608	31.964	22.189	32.594	338.6	7	10'05.645	29.610	32.779	22.214	26.291	339.6
		Run # 2		Front Tyre Slick-Hard Rear Tyre Slick-Medium		8 Laps at start 8 Laps at start							
9	6'20.563	30.433	32.564	23.604	28.115	314.0	8	1'54.001	31.982	31.621	24.653	25.745	339.6
10	1'58.650	32.054	31.305	28.795	26.496	333.4	9	1'54.522	31.436	31.136	23.687	28.263	328.3
11	1'49.646	31.593	30.959	21.328	25.766	339.6	10	1'52.733	31.432	31.071	21.496	28.734	344.0
12	1'49.357	31.285	31.015	21.354	25.703	341.8	11	1'54.009	32.566	34.131	21.792	25.520	345.0
13	1'48.773	31.165	30.952	21.143	25.513	339.6	12	1'55.387 P	31.524	31.181	21.540	31.142	345.0
14	2'03.341 P	35.321	33.039	22.206	32.775	336.5	Run # 3 Front Tyre Slick-Medium Rear Tyre Slick-Soft New Tyre New Tyre						
		Run # 3		Front Tyre Slick-Medium Rear Tyre Slick-Soft		New Tyre New Tyre							
15	7'34.886	33.812	34.989	22.675	25.896	336.5	13	8'09.440	29.719	32.534	21.922	25.563	339.6
16	2'01.852	32.103	42.734	21.518	25.497	337.5	14	1'48.563	31.375	30.791	21.149	25.248	341.8
17	1'48.057	31.184	30.637	20.859	25.377	338.6	15	1'48.166	31.112	30.622	21.080	25.352	341.8
18	2'14.184	40.237	32.741	29.179	32.027	209.1	16	1'57.214	34.161	34.248	22.452	26.353	333.4
19	1'52.814	32.260	32.553	21.850	26.151	337.5	11th 42 Alex RINS SUZUKI SPA Team SUZUKI ECSTAR						
						Runs=3 Total laps=20 Full laps=12							
Run #	1	Front Tyre	Slick-Medium	Rear Tyre	Slick-Medium	New Tyre	Run #	1	Front Tyre	Slick-Medium	Rear Tyre	Slick-Medium	New Tyre
1	2'33.179 P	30.219	32.923	22.458	32.194	337.5	Run # 2 Front Tyre Slick-Medium Rear Tyre Slick-Medium 1 Laps at start 1 Laps at start						
		Run # 2		Front Tyre Slick-Medium Rear Tyre Slick-Medium		1 Laps at start 1 Laps at start							
2	2'58.454	29.394	32.153	21.700	25.919	332.3	9	5'23.252	28.989	32.722	22.141	26.003	334.4
3	1'50.089 *	31.771	31.199	21.256	25.863*	332.3	10	1'51.735	32.265	31.727	22.092	25.651	340.7
4	1'49.076	31.433	30.878	21.118	25.647	335.4	11	1'49.523	31.680	30.945	21.388	25.510	340.7
5	1'55.396	31.296	30.823	27.418	25.859	336.5	12	1'49.477	31.645	30.957	21.294	25.581	341.8
6	1'49.184	31.591	30.881	21.144	25.568	338.6	13	1'49.267	31.504	30.946	21.237	25.580	341.8
7	1'49.381 *	31.414*	30.967	21.194	25.806	337.5	14	1'50.723	31.961	31.530	21.453	25.779	339.6
8	1'57.836 P	32.913	31.884	21.618	31.421	334.4	15	1'49.594	31.559	31.087	21.310	25.638	337.5
		Run # 3		Front Tyre Slick-Hard Rear Tyre Slick-Hard		New Tyre New Tyre							
9	5'23.252	28.989	32.722	22.141	26.003	334.4	Run # 4 Front Tyre Slick-Medium Rear Tyre Slick-Soft New Tyre New Tyre						
10	1'51.735	32.265	31.727	22.092	25.651	340.7	17	4'56.245	29.787	32.341	21.766	25.696	337.5
11	1'49.523	31.680	30.945	21.388	25.510	340.7	18	1'48.552	31.247	30.734	21.143	25.428	338.6
12	1'49.477	31.645	30.957	21.294	25.581	341.8							
13	1'49.267	31.504	30.946	21.237	25.580	341.8							
14	1'50.723	31.961	31.530	21.453	25.779	339.6							
15	1'49.594	31.559	31.087	21.310	25.638	337.5							
16	2'01.574 P	35.646	32.493	22.205	31.230	332.3							
		Run # 4		Front Tyre Slick-Medium Rear Tyre Slick-Soft		New Tyre New Tyre							
14	6'55.606	29.599	32.483	21.617	25.754	338.6							
15	1'48.659	31.438	30.763	20.982	25.476	340.7							
16	1'48.086	31.025	30.694	20.979	25.388	342.9							
17	1'56.972	31.221	33.697	25.902	26.152	335.4							

Fastest Lap: Jack MILLER Ducati Lenovo Team AUS **1'47.613** 31.154 30.367 20.952 25.140

These data/results cannot be reproduced, stored and/or transmitted in whole or in part by any manner of electronic, mechanical, photocopying, recording, broadcasting or otherwise now known or herein after developed without the previous express consent by the copyright owner, except for reproduction in daily press and regular printed publications on sale to the public within 60 days of the event related to those data/results and always provided that copyright symbol appears together as follows below.
© DORNA, 2021

Official MotoGP Timing by TISSOT
www.motogp.com

Alcañiz, Friday, September 10, 2021

Page 3 of 6



Free Practice Nr. 2

MotoGP

Lap	Lap Time	T1	T2	T3	T4	Speed	Lap	Lap Time	T1	T2	T3	T4	Speed
19	1'52.677	33.682	31.909	21.428	25.658	335.4	18	1'50.301	31.078	30.712	22.983	25.528	339.6
20	1'48.267	31.211	30.662	21.015	25.379	336.5	19	1'48.774	31.272	30.868	21.247	25.387	339.6

12th 33 Brad BINDER KTM RSA
 Red Bull KTM Factory Racing
 Runs=2 Total laps=17 Full laps=11

Run #	1	Front Tyre	Slick-Hard	Rear Tyre	Slick-Hard	Speed
		New Tyre		New Tyre		
1	2'20.115	31.026	33.946	22.966	26.863	342.9
2	1'53.375	33.011	32.315	22.286	25.763	345.0
3	1'50.164	31.928	31.304	21.310	25.622	338.6
4	1'48.930 *	31.243	30.851	21.276	25.560*	339.6
5	1'49.401	31.534	31.183	21.229	25.455	340.7
6	2'08.352 P	36.350	32.942	22.370	36.690	341.8
Run #	2	Front Tyre	Slick-Hard	Rear Tyre	Slick-Hard	Speed
		6 Laps at start		6 Laps at start		
7	6'49.829	29.203	32.837	21.937	25.760	337.5
8	1'50.602	31.939	31.512	21.433	25.718	337.5
9	1'54.652	31.396	31.255	25.961	26.040	334.4
10	1'53.297	31.502	31.303	21.491	29.001	341.8
11	1'51.474	31.712	31.154	21.247	27.361	341.8
12	2'04.562 P	37.291	31.795	21.820	33.656	319.6
Run #	3	Front Tyre	Slick-Hard	Rear Tyre	Slick-Soft	Speed
		New Tyre		New Tyre		
13	10'26.596	33.876	32.394	22.034	33.941	270.2
14	1'50.104	31.630	31.225	21.907	25.342	339.6
15	1'48.382	31.226	30.820	21.019	25.317	339.6
16	1'48.278	31.143	30.877	20.965	25.293	340.7
17	1'54.050	35.986	31.159	21.396	25.509	338.6

14th 9 Danilo PETRUCCI KTM ITA
 Tech 3 KTM Factory Racing
 Runs=2 Total laps=17 Full laps=11

Run #	1	Front Tyre	Slick-Hard	Rear Tyre	Slick-Hard	Speed
		New Tyre		New Tyre		
1	2'06.387	29.778	32.094	21.932	25.540	336.5
2	1'50.395	31.909	31.299	21.485	25.702	333.4
3	1'49.626	31.559	31.089	21.353	25.625	332.3
4	1'49.578 *	31.442	31.060	21.361	25.715*	332.3
5	1'49.618	31.391	31.175	21.314	25.738	331.3
6	1'49.757	31.429	31.202	21.425	25.701	333.4
7	2'13.040 P	37.809	34.436	24.458	36.337	170.9
Run #	2	Front Tyre	Slick-Hard	Rear Tyre	Slick-Hard	Speed
		7 Laps at start		7 Laps at start		
8	7'40.138	31.876	32.825	22.120	26.567	319.6
9	1'50.073	31.541	31.195	21.743	25.594	333.4
10	1'49.564	31.350	31.164	21.421	25.629	336.5
11	1'49.757	31.381	31.175	21.542	25.659	338.6
12	1'59.441 P	31.619	32.936	23.292	31.594	335.4
Run #	3	Front Tyre	Slick-Hard	Rear Tyre	Slick-Soft	Speed
		New Tyre		New Tyre		
13	9'55.005	31.875	34.001	23.455	30.764	244.0
14	2'00.472	32.116	33.454	23.339	31.563	193.8
15	1'48.369	31.144	30.662	21.200	25.363	335.4
16	1'48.351	30.939	30.752	21.157	25.503	334.4
17	1'53.336	35.249	31.134	21.331	25.622	332.3

13th 73 Alex MARQUEZ HONDA SPA
 LCR Honda CASTROL
 Runs=2 Total laps=19 Full laps=12

Run #	1	Front Tyre	Slick-Hard	Rear Tyre	Slick-Hard	Speed
		New Tyre		New Tyre		
1	1'56.650	29.482	33.216	22.439	26.073	341.8
2	1'51.422	32.556	31.548	21.513	25.805	341.8
3	1'50.306	31.854	31.159	21.543	25.750	339.6
4	1'49.468	31.553	31.063	21.260	25.592	340.7
5	1'49.121	31.319	30.964	21.260	25.578	339.6
6	1'57.262 P	32.701	31.576	21.696	31.289	338.6
Run #	2	Front Tyre	Slick-Hard	Rear Tyre	Slick-Hard	Speed
		6 Laps at start		6 Laps at start		
7	6'12.380	29.186	32.501	22.297	26.088	337.5
8	1'51.805 *	32.049	31.297	21.560	26.899*	337.5
9	1'49.820	31.624	31.084	21.381	25.731	339.6
10	1'49.440	31.499	31.117	21.332	25.492	338.6
11	1'49.856	31.618	31.081	21.476	25.681	340.7
12	1'49.883	31.597	31.177	21.510	25.599	342.9
13	1'59.290 P	33.529	32.123	22.295	31.343	337.5
Run #	3	Front Tyre	Slick-Medium	Rear Tyre	Slick-Soft	Speed
		New Tyre		New Tyre		
14	8'14.995	30.607	32.478	22.438	25.649	340.7
15	1'51.897 *	31.777	31.356*	22.227	26.537	331.3
16	1'48.810	31.264	30.790	21.364	25.392	340.7
17	1'48.314	31.112	30.666	21.045	25.491	339.6

15th 10 Luca MARINI DUCATI ITA
 SKY VR46 Avintia
 Runs=2 Total laps=18 Full laps=12

Run #	1	Front Tyre	Slick-Medium	Rear Tyre	Slick-Hard	Speed
		New Tyre		New Tyre		
1	2'35.694	32.177	33.004	25.483	43.647	339.6
2	1'53.388	33.570	31.743	21.910	26.165	336.5
3	1'51.075	31.979	31.444	21.704	25.948	336.5
4	1'50.309 *	31.654	31.070	21.727	25.858*	337.5
5	1'50.399	31.727	31.320	21.519	25.833	341.8
6	1'51.180	31.642	31.098	22.660	25.780	338.6
7	1'50.062	31.660	31.115	21.596	25.691	339.6
8	2'00.940 P	33.323	32.793	22.749	32.075	335.4
Run #	2	Front Tyre	Slick-Medium	Rear Tyre	Slick-Medium	Speed
		8 Laps at start		New Tyre		
9	7'04.367	35.833	32.426	22.131	26.055	333.4
10	1'50.191	31.683	31.222	21.417	25.869	338.6
11	1'49.794	31.412	31.059	21.580	25.743	335.4
12	1'49.458	31.418	31.033	21.340	25.667	335.4
13	1'58.244	33.781	36.144	22.088	26.231	337.5
14	1'56.988 P	31.750	31.697	21.969	31.572	331.3
Run #	3	Front Tyre	Slick-Medium	Rear Tyre	Slick-Soft	Speed
		New Tyre		New Tyre		
15	8'00.306	31.485	32.967	22.463	25.803	337.5
16	1'49.066	31.389	30.853	21.220	25.604	337.5
17	1'49.097	31.015	30.926	21.606	25.550	337.5

Fastest Lap: Jack MILLER Ducati Lenovo Team AUS **1'47.613** 31.154 30.367 20.952 25.140

These data/results cannot be reproduced, stored and/or transmitted in whole or in part by any manner of electronic, mechanical, photocopying, recording, broadcasting or otherwise now known or herein after developed without the previous express consent by the copyright owner, except for reproduction in daily press and regular printed publications on sale to the public within 60 days of the event related to those data/results and always provided that copyright symbol appears together as follows below.
 © DORNA, 2021

Official MotoGP Timing by TISSOT
 www.motogp.com



Alcañiz, Friday, September 10, 2021

Free Practice Nr. 2

MotoGP

Lap	Lap Time	T1	T2	T3	T4	Speed	Lap	Lap Time	T1	T2	T3	T4	Speed
18	1'48.456	31.107	30.613	21.241	25.495	335.4	18	1'49.362	31.421	31.039	21.261	25.641	336.5
19	1'49.416						19	1'49.416	31.579	30.945	21.308	25.584	336.5
20	2'00.723						20	2'00.723	39.651	33.054	22.164	25.854	337.5

16th 27 Iker LECUONA KTM SPA
Tech 3 KTM Factory Racing

Runs=2 Total laps=18 Full laps=12

Run #	1	Front Tyre	Slick-Hard	Rear Tyre	Slick-Hard	Speed
			New Tyre		New Tyre	
1	2'14.459	30.844	32.598	22.767	25.758	339.6
2	1'50.333	31.985	31.293	21.473	25.582	337.5
3	1'49.777	31.682	31.131	21.328	25.636	335.4
4	1'50.017 *	31.373	30.986	21.421	26.237*	334.4
5	1'49.446	31.422	30.984	21.369	25.671	334.4
6	1'49.327	31.489	31.041	21.314	25.483	337.5
7	1'59.093 P	33.632	32.107	21.679	31.675	337.5

Runs=2 Total laps=18 Full laps=12

Run #	2	Front Tyre	Slick-Hard	Rear Tyre	Slick-Hard	Speed
			7 Laps at start		7 Laps at start	
8	7'10.098 *	31.509	31.684	21.884	25.989*	333.4
9	1'49.815	31.596	31.114	21.466	25.639	332.3
10	1'49.707	31.512	31.018	21.387	25.790	336.5
11	1'50.019	31.473	31.131	21.583	25.832	334.4
12	1'49.910	31.679	31.122	21.469	25.640	336.5
13	2'00.930 P	31.674	31.145	21.467	36.644	337.5

Runs=2 Total laps=18 Full laps=12

Run #	3	Front Tyre	Slick-Hard	Rear Tyre	Slick-Soft	Speed
			New Tyre		New Tyre	
14	9'29.453	30.219	31.800	21.706	25.552	334.4
15	1'48.526	31.248	30.752	21.204	25.322	334.4
16	1'48.604	31.334	30.640	21.239	25.391	335.4
17	1'50.342	31.373	32.119	21.309	25.541	338.6
18	2'03.280	31.271	30.988	34.765	26.256	331.3

17th 88 Miguel OLIVEIRA KTM POR
Red Bull KTM Factory Racing

Runs=2 Total laps=20 Full laps=13

Run #	1	Front Tyre	Slick-Medium	Rear Tyre	Slick-Soft	Speed
			New Tyre		New Tyre	
1	2'32.176	30.871	33.149	22.841	25.839	341.8
2	1'50.039	32.259	31.031	21.331	25.418	338.6
3	1'48.623	31.332	30.786	21.123	25.382	337.5
4	1'53.945 *	34.480	31.919	21.877	25.669*	337.5
5	1'48.975	31.412	30.777	21.232	25.554	336.5
6	1'49.355	31.420	30.986	21.363	25.586	345.0
7	1'53.079	33.411	31.885	22.055	25.728	339.6
8	1'49.591	31.611	30.959	21.451	25.570	342.9
9	1'58.552 P	33.005	32.321	21.895	31.331	335.4

Runs=2 Total laps=20 Full laps=13

Run #	2	Front Tyre	Slick-Medium	Rear Tyre	Slick-Soft	Speed
			9 Laps at start		9 Laps at start	
10	5'58.970	29.573	32.125	21.745	25.800	338.6
11	1'49.923	31.652	31.094	21.460	25.717	339.6
12	1'49.881 *	31.525	31.266*	21.467	25.623	339.6
13	1'49.944	31.779	31.059	21.426	25.680	340.7
14	1'58.969 P	31.885	33.439	22.455	31.190	339.6

Runs=2 Total laps=20 Full laps=13

Run #	3	Front Tyre	Slick-Hard	Rear Tyre	Slick-Hard	Speed
			New Tyre		New Tyre	
15	6'44.557	29.526	32.247	22.034	25.608	339.6
16	1'49.672	31.615	31.027	21.481	25.549	339.6
17	1'49.265	31.397	30.983	21.374	25.511	337.5

18th 46 Valentino ROSSI YAMAHA ITA
Petronas Yamaha SRT

Runs=2 Total laps=17 Full laps=11

Run #	1	Front Tyre	Slick-Medium	Rear Tyre	Slick-Hard	Speed
			New Tyre		New Tyre	
1	2'35.557	29.883	32.997	22.637	40.618	338.6
2	1'53.327	33.457	31.604	21.929	26.337	330.3
3	1'50.696	31.961	31.288	21.510	25.937	333.4
4	1'50.369 *	31.916	31.076	21.567	25.810*	337.5
5	1'50.394	31.952	31.137	21.396	25.909	333.4
6	1'50.136	31.740	31.069	21.527	25.800	337.5
7	2'00.289 P	31.681	31.137	21.518	35.953	336.5

Runs=2 Total laps=17 Full laps=11

Run #	2	Front Tyre	Slick-Medium	Rear Tyre	Slick-Hard	Speed
			7 Laps at start		7 Laps at start	
8	9'58.207	32.198	33.275	22.255	29.779	301.0
9	1'50.085	31.861	31.026	21.451	25.747	337.5
10	1'49.701	31.551	30.987	21.376	25.787	337.5
11	1'49.684	31.570	31.009	21.361	25.744	338.6
12	1'50.825	31.539	31.146	21.737	26.403	337.5
13	2'04.603 P	33.950	34.260	25.327	31.066	337.5

Runs=2 Total laps=17 Full laps=11

Run #	3	Front Tyre	Slick-Medium	Rear Tyre	Slick-Soft	Speed
			New Tyre		New Tyre	
14	6'50.390	31.262	33.623	25.103	25.696	339.6
15	1'48.649	31.313	30.721	21.204	25.411	340.7
16	1'58.465	32.316	39.212	21.338	25.599	339.6
17	1'58.381	31.355	30.748	30.378	25.900	333.4

19th 12 Maverick VIÑALES APRILIA SPA
Aprilia Racing Team Gresini

Runs=2 Total laps=20 Full laps=13

Run #	1	Front Tyre	Slick-Medium	Rear Tyre	Slick-Hard	Speed
			New Tyre		New Tyre	
1	2'28.990	29.704	33.482	22.488	26.310	339.6
2	1'51.224	32.030	31.370	21.866	25.958	335.4
3	1'50.060	31.653	30.969	21.456	25.982	329.3
4	1'50.265 *	31.690	30.984	21.557	26.034*	333.4
5	1'52.446	31.545	31.051	21.415	28.435	333.4
6	1'50.062	31.632	31.159	21.466	25.805	341.8
7	1'50.207	31.525	31.087	21.800	25.795	339.6
8	1'52.136	33.027	31.306	21.558	26.245	340.7
9	1'50.103	31.672	31.120	21.498	25.813	335.4
10	1'51.533	31.568	31.105	21.400	27.460	335.4
11	1'59.499 P	33.492	32.037	22.342	31.628	335.4

Runs=2 Total laps=20 Full laps=13

Run #	2	Front Tyre	Slick-Medium	Rear Tyre	Slick-Medium	Speed
			11 Laps at start		New Tyre	
12	5'29.240	28.261	31.778	21.686	25.639	337.5
13	1'49.506	31.470	30.937	21.429	25.670	336.5
14	1'51.299	31.299	30.853	21.875	27.272	329.3
15	1'56.242 P	31.829	31.174*	21.469	31.770	335.4

Runs=2 Total laps=20 Full laps=13

Run #	3	Front Tyre	Slick-Medium	Rear Tyre	Slick-Soft	Speed
			New Tyre		New Tyre	
16	7'16.651	28.425	31.829	21.751	25.801	337.5

Fastest Lap: Jack MILLER Ducati Lenovo Team AUS 1'47.613 31.154 30.367 20.952 25.140

These data/results cannot be reproduced, stored and/or transmitted in whole or in part by any manner of electronic, mechanical, photocopying, recording, broadcasting or otherwise now known or herein after developed without the previous express consent by the copyright owner, except for reproduction in daily press and regular printed publications on sale to the public within 60 days of the event related to those data/results and always provided that copyright symbol appears together as follows below.
© DORNA, 2021

Official MotoGP Timing by TISSOT
www.motogp.com

Alcañiz, Friday, September 10, 2021

Page 5 of 6



Free Practice Nr. 2

MotoGP

Lap	Lap Time	T1	T2	T3	T4	Speed	Lap	Lap Time	T1	T2	T3	T4	Speed
17	1'48.977	31.405	30.725	21.392	25.455	337.5	15	1'49.888	31.696	31.146	21.364	25.682	336.5
18	1'48.885	31.333	30.667	21.338	25.547	338.6	16	1'49.161	31.396	30.886	21.279	25.600	337.5
19	1'48.709 *	31.116	30.749	21.230	25.614*	336.5							
20	1'48.755	31.292	30.727	21.061	25.675	337.5							

22nd 96 Jake DIXON
Petronas Yamaha SRT
YAMAHA GBR

20th 93 Marc MARQUEZ
Repsol Honda Team
HONDA SPA

Runs=2 Total laps=17 Full laps=11

Runs=2 Total laps=16 Full laps=12

Run #	1	Front Tyre	Slick-Hard	Rear Tyre	Slick-Soft	5 Laps at start
1	1'59.317	30.183	34.071	23.257	26.008	340.7
2	1'51.072	32.542	31.471	21.448	25.611	340.7
3	1'48.951 *	31.486	30.955	21.104	25.406*	338.6
unfinished		31.187	30.652	21.222		347.3

Run #	2	Front Tyre	Slick-Hard	Rear Tyre	Slick-Hard	New Tyre
4	1'51.945	30.236	33.267	22.379	26.063	337.5
5	1'52.049	32.453	31.836	21.629	26.131	327.3
6	1'50.306	31.512	31.725	21.505	25.564	340.7
7	1'51.854	31.325	30.953	22.469	27.107	294.4
8	1'48.827	31.299	30.876	21.263	25.389	342.9
9	2'03.516 P	35.136	33.385	22.113	32.882	331.3

Run #	3	Front Tyre	Slick-Hard	Rear Tyre	Slick-Medium	6 Laps at start	15 Laps at start
10	7'07.556	29.170	33.189	22.307	26.676	329.3	
11	1'52.348	32.887	32.040	21.621	25.800	338.6	
12	1'51.394	31.662	31.589	22.500	25.643	341.8	
13	1'49.133	31.363	30.897	21.286	25.587	340.7	
14	1'48.870	31.249	30.816	21.233	25.572	339.6	
15	2'11.522	45.482	34.622	23.547	27.871	337.5	

Run # 1 Front Tyre Slick-Medium Rear Tyre Slick-Hard
New Tyre New Tyre

1	2'24.085	31.122	35.678	22.565	28.727	336.5
2	2'03.007	33.265	33.240	30.057	26.445	330.3
3	1'51.635	32.135	31.700	21.738	26.062	330.3
4	1'51.159 *	32.016	31.318	21.800	26.025*	330.3
5	1'50.711	32.190	31.153	21.582	25.786	335.4
6	1'57.932	38.119	31.804	22.214	25.795	334.4
7	1'50.439	31.797	31.233	21.622	25.787	334.4
8	1'58.909 P	31.977	31.332	21.572	34.028	332.3

Run # 2 Front Tyre Slick-Medium Rear Tyre Slick-Hard
8 Laps at start 8 Laps at start

9	9'48.138	32.561	33.513	23.081	26.281	329.3
10	1'51.943	32.381	31.690	21.789	26.083	331.3
11	1'49.987	31.589	31.153	21.425	25.820	333.4
12	1'51.205	31.661	31.417	21.678	26.449	333.4
13	2'05.873 P	34.357	33.258	22.703	35.555	243.5

Run # 3 Front Tyre Slick-Medium Rear Tyre Slick-Hard
13 Laps at start 13 Laps at start

14	6'53.922	30.015	33.155	22.679	26.400	330.3
15	1'51.198	31.941	31.438	21.758	26.061	331.3
16	1'53.710	31.948	33.758	21.992	26.012	332.3
17	1'53.866	31.782	33.427	22.427	26.230	327.3

21st 36 Joan MIR
Team SUZUKI ECSTAR
SUZUKI SPA

Runs=3 Total laps=16 Full laps=9

Run #	1	Front Tyre	missing data	Rear Tyre	missing data	New Tyre
1	2'02.189	31.322	32.764	22.124	25.815	341.8
2	1'51.028	32.633	31.282	21.538	25.575	338.6
3	1'49.586	31.635	30.903	21.446	25.602	338.6
4	2'00.969 P	31.504	33.489	23.687	32.289	335.4

Run #	2	Front Tyre	Slick-Medium	Rear Tyre	Slick-Hard	4 Laps at start
5	5'36.861	29.429	31.581	21.547	25.860	336.5
6	1'50.832	31.823	30.981	22.234	25.794	336.5
7	1'49.521	31.619	30.928	21.363	25.611	335.4
8	1'58.883 P	32.289	31.979	22.204	32.411	331.3

Run #	3	Front Tyre	Slick-Medium	Rear Tyre	Slick-Medium	4 Laps at start	New Tyre
9	8'40.395	31.480	31.642	21.590	25.566	337.5	
10	1'49.559	31.802	30.850	21.387	25.520	339.6	
11	1'48.886	31.355	30.759	21.258	25.514	339.6	
12	1'49.085	31.394	30.752	21.303	25.636	337.5	
13	2'02.800 P	31.387	30.818	28.306	32.289	334.4	

Run #	4	Front Tyre	missing data	Rear Tyre	missing data	5 Laps at start
14	6'12.370	34.125	31.710	21.600	25.829	334.4

Fastest Lap: Jack MILLER Ducati Lenovo Team AUS 1'47.613 31.154 30.367 20.952 25.140

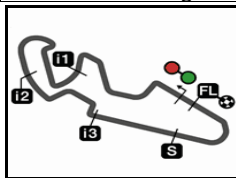
These data/results cannot be reproduced, stored and/or transmitted in whole or in part by any manner of electronic, mechanical, photocopying, recording, broadcasting or otherwise now known or herein after developed without the previous express consent by the copyright owner, except for reproduction in daily press and regular printed publications on sale to the public within 60 days of the event related to those data/results and always provided that copyright symbol appears together as follows below.
© DORNA, 2021

Official MotoGP Timing by TISSOT
www.motogp.com

Alcañiz, Friday, September 10, 2021

Page 6 of 6





5077 m.

GRAN PREMIO TISSOT DE ARAGÓN

Free Practice Nr. 2

Best Partial Times

MotoGP™

IT Ideal Lap Time, sum of the best partial times*BT* Best Lap Time

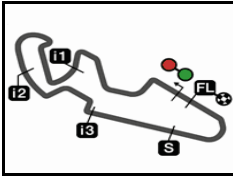
T1		T2		T3		T4				<i>IT</i>	<i>BT</i>	
Pos	Rider	Time	Rider	Time	Rider	Time	Rider	Time	Pos	Rider		
1	F.QUARTARARO	30.866	J.MILLER	30.367	T.NAKAGAMI	20.859	J.MARTIN	25.092	1	J.MILLER	1'47.613	1'47.613 (1)
2	D.PETRUCCI	30.939	C.CRUTCHLOW	30.397	F.BAGNAIA	20.897	J.MILLER	25.140	2	A.ESPARGAR	1'47.808	1'47.886 (2)
3	L.MARINI	31.015	A.ESPARGARO	30.412	A.ESPARGARO	20.936	J.ZARCO	25.212	3	C.CRUTCHLO	1'47.897	1'47.897 (3)
4	E.BASTIANINI	31.025	F.BAGNAIA	30.438	J.MILLER	20.952	F.BAGNAIA	25.227	4	F.BAGNAIA	1'47.899	1'48.032 (6)
5	A.MARQUEZ	31.078	J.ZARCO	30.471	B.BINDER	20.965	P.ESPARGARO	25.248	5	F.QUARTARAR	1'47.931	1'48.034 (7)
6	J.MARTIN	31.097	L.MARINI	30.613	E.BASTIANINI	20.979	C.CRUTCHLOW	25.265	6	J.ZARCO	1'47.979	1'47.988 (4)
7	P.ESPARGARO	31.112	P.ESPARGARO	30.622	F.QUARTARARO	20.995	B.BINDER	25.293	7	J.MARTIN	1'48.023	1'48.023 (5)
8	M.VIÑALES	31.116	T.NAKAGAMI	30.637	A.RINS	21.015	A.ESPARGARO	25.311	8	T.NAKAGAMI	1'48.038	1'48.057 (8)
9	B.BINDER	31.143	I.LECUONA	30.640	J.ZARCO	21.016	I.LECUONA	25.322	9	P.ESPARGAR	1'48.062	1'48.166 (10)
10	A.ESPARGARO	31.149	M.MARQUEZ	30.652	A.MARQUEZ	21.045	D.PETRUCCI	25.363	10	E.BASTIANINI	1'48.086	1'48.086 (9)
11	J.MILLER	31.154	D.PETRUCCI	30.662	M.VIÑALES	21.061	T.NAKAGAMI	25.377	11	D.PETRUCCI	1'48.121	1'48.351 (14)
12	C.CRUTCHLOW	31.162	A.RINS	30.662	C.CRUTCHLOW	21.073	A.RINS	25.379	12	A.MARQUEZ	1'48.176	1'48.314 (13)
13	T.NAKAGAMI	31.165	A.MARQUEZ	30.666	P.ESPARGARO	21.080	M.OLIVEIRA	25.382	13	B.BINDER	1'48.221	1'48.278 (12)
14	M.MARQUEZ	31.187	M.VIÑALES	30.667	M.MARQUEZ	21.104	A.MARQUEZ	25.387	14	A.RINS	1'48.267	1'48.267 (11)
15	A.RINS	31.211	F.QUARTARARO	30.678	M.OLIVEIRA	21.123	E.BASTIANINI	25.388	15	M.VIÑALES	1'48.299	1'48.755 (19)
16	I.LECUONA	31.248	J.MARTIN	30.682	J.MARTIN	21.152	M.MARQUEZ	25.389	16	M.MARQUEZ	1'48.332	1'48.827 (20)
17	J.ZARCO	31.280	E.BASTIANINI	30.694	D.PETRUCCI	21.157	F.QUARTARARO	25.392	17	L.MARINI	1'48.343	1'48.456 (15)
18	V.ROSSI	31.313	V.ROSSI	30.721	I.LECUONA	21.204	V.ROSSI	25.411	18	I.LECUONA	1'48.414	1'48.526 (16)
19	M.OLIVEIRA	31.332	J.MIR	30.752	V.ROSSI	21.204	M.VIÑALES	25.455	19	M.OLIVEIRA	1'48.614	1'48.623 (17)
20	F.BAGNAIA	31.337	M.OLIVEIRA	30.777	L.MARINI	21.220	L.MARINI	25.495	20	V.ROSSI	1'48.649	1'48.649 (18)
21	J.MIR	31.355	B.BINDER	30.820	J.MIR	21.258	J.MIR	25.514	21	J.MIR	1'48.879	1'48.886 (21)
22	J.DIXON	31.589	J.DIXON	31.153	J.DIXON	21.425	J.DIXON	25.786	22	J.DIXON	1'49.953	1'49.987 (22)

These data/results cannot be reproduced, stored and/or transmitted in whole or in part by any manner of electronic, mechanical, photocopying, recording, broadcasting or otherwise now known or herein after developed without the previous express consent by the copyright owner, except for reproduction in daily press and regular printed publications on sale to the public within 60 days of the event related to those data/results and always provided that copyright symbol appears together as follows below.

© DORNA, 2021


Official MotoGP Timing by TISSOT
www.motogp.com





5077 m.

GRAN PREMIO TISSOT DE ARAGÓN**Free Practice Nr. 2****Fastest Laps Sequence**

<i>Practice Time</i>	 <i>Rider</i>	<i>Nation</i>	<i>Motorcycle</i>	<i>Time</i>	<i>Km/h</i>	<i>Rider's Lap</i>
3'48.072	73 Alex MARQUEZ	SPA	HONDA	1'51.422	164.0	2
3'50.389	93 Marc MARQUEZ	SPA	HONDA	1'51.072	164.5	2
3'53.217	36 Joan MIR	SPA	SUZUKI	1'51.028	164.6	2
3'56.031	43 Jack MILLER	AUS	DUCATI	1'50.311	165.6	2
4'22.215	88 Miguel OLIVEIRA	POR	KTM	1'50.039	166.0	2
5'42.803	36 Joan MIR	SPA	SUZUKI	1'49.586	166.7	3
6'04.424	89 Jorge MARTIN	SPA	DUCATI	1'49.568	166.8	3
6'09.992	41 Aleix ESPARGARO	SPA	APRILIA	1'49.323	167.1	3
6'10.587	30 Takaaki NAKAGAMI	JPN	HONDA	1'49.251	167.2	3
6'10.838	88 Miguel OLIVEIRA	POR	KTM	1'48.623	168.2	3
13'30.185	30 Takaaki NAKAGAMI	JPN	HONDA	1'48.574	168.3	7
40'53.941	41 Aleix ESPARGARO	SPA	APRILIA	1'48.547	168.3	16
41'10.910	27 Iker LECUONA	SPA	KTM	1'48.526	168.4	15
41'55.991	43 Jack MILLER	AUS	DUCATI	1'47.613	169.8	15

These data/results cannot be reproduced, stored and/or transmitted in whole or in part by any manner of electronic, mechanical, photocopying, recording, broadcasting or otherwise now known or herein after developed without the previous express consent by the copyright owner, except for reproduction in daily press and regular printed publications on sale to the public within 60 days of the event related to those data/results and always provided that copyright symbol appears together as follows below.

© DORNA, 2021

Official MotoGP Timing by TISSOT
www.motogp.com

Alcañiz, Friday, September 10, 2021

