


4226 m.

## GP OCTO DI SAN MARINO E DELLA RIVIERA DI RIMINI

## Free Practice Nr. 3

## Classification

10

		Rider	Nation	Team	Motorcycle	Time	Lap	Total	Gap	Top Speed	
1	16	Andrea MIGNO	ITA	Rivacold Snipers Team	HONDA	<b>1'41.680</b>	17	17		<b>211.3</b>	
2	7	Dennis FOGGIA	ITA	Leopard Racing	HONDA	<b>1'41.865</b>	8	15	0.185	0.185	<b>212.1</b>
3	37	Pedro ACOSTA	SPA	Red Bull KTM Ajo	KTM	<b>1'41.909</b>	12	20	0.229	0.044	<b>209.7</b>
4	23	Niccolò ANTONELLI	ITA	Avintia VR46 Academy	KTM	<b>1'42.074</b>	11	16	0.394	0.165	<b>211.7</b>
5	11	Sergio GARCIA	SPA	GAVIOTA GASGAS Aspar Team	GASGAS	<b>1'42.083</b>	16	20	0.403	0.009	<b>211.7</b>
6	5	Jaume MASIA	SPA	Red Bull KTM Ajo	KTM	<b>1'42.156</b>	11	20	0.476	0.073	<b>209.7</b>
7	55	Romano FENATI	ITA	Sterilgarda Max Racing Team	HUSQVARNA	<b>1'42.214</b>	15	15	0.534	0.058	<b>207.2</b>
8	40	Darryn BINDER	RSA	Petronas Sprinta Racing	HONDA	<b>1'42.257</b>	18	18	0.577	0.043	<b>209.7</b>
9	28	Izan GUEVARA	SPA	GAVIOTA GASGAS Aspar Team	GASGAS	<b>1'42.314</b>	13	20	0.634	0.057	<b>213.0</b>
10	43	Xavier ARTIGAS	SPA	Leopard Racing	HONDA	<b>1'42.315</b>	12	19	0.635	0.001	<b>210.9</b>
11	82	Stefano NEPA	ITA	BOE Owlride	KTM	<b>1'42.330</b>	11	18	0.650	0.015	<b>211.7</b>
12	22	Elia BARTOLINI	ITA	Bardahl VR46 Riders Academy	KTM	<b>1'42.361</b>	18	18	0.681	0.031	<b>207.6</b>
13	71	Ayumu SASAKI	JPN	Red Bull KTM Tech 3	KTM	<b>1'42.573</b>	12	19	0.893	0.212	<b>210.5</b>
14	27	Kaito TOBA	JPN	CIP Green Power	KTM	<b>1'42.651</b>	18	18	0.971	0.078	<b>209.7</b>
15	18	Matteo BERTELLE	ITA	Bardahl VR46 Riders Academy	KTM	<b>1'42.654</b>	19	19	0.974	0.003	<b>208.0</b>
16	54	Riccardo ROSSI	ITA	BOE Owlride	KTM	<b>1'42.679</b>	8	14	0.999	0.025	<b>210.1</b>
17	99	Carlos TATAY	SPA	Avintia Esponsorama Moto3	KTM	<b>1'42.811</b>	20	20	1.131	0.132	<b>208.0</b>
18	17	John MCPHEE	GBR	Petronas Sprinta Racing	HONDA	<b>1'42.817</b>	11	14	1.137	0.006	<b>205.7</b>
19	52	Jeremy ALCOBA	SPA	Indonesian Racing Gresini Moto3	HONDA	<b>1'42.823</b>	16	16	1.143	0.006	<b>208.0</b>
20	20	Lorenzo FELLON	FRA	SIC58 Squadra Corse	HONDA	<b>1'42.870</b>	9	17	1.190	0.047	<b>209.3</b>
21	12	Filip SALAC	CZE	CarXpert PruestelGP	KTM	<b>1'42.929</b>	11	18	1.249	0.059	<b>206.8</b>
22	6	Ryusei YAMANAKA	JPN	CarXpert PruestelGP	KTM	<b>1'42.947</b>	17	17	1.267	0.018	<b>209.3</b>
23	92	Yuki KUNII	JPN	Honda Team Asia	HONDA	<b>1'43.042</b>	19	19	1.362	0.095	<b>209.7</b>
24	19	Andi Farid IZDIHAR	INA	Honda Team Asia	HONDA	<b>1'43.132</b>	11	16	1.452	0.090	<b>209.3</b>
25	24	Tatsuki SUZUKI	JPN	SIC58 Squadra Corse	HONDA	<b>1'43.154</b>	3	9	1.474	0.022	<b>205.3</b>
26	73	Maximilian KOFLE	AUT	CIP Green Power	KTM	<b>1'43.292</b>	10	20	1.612	0.138	<b>209.3</b>
27	31	Adrian FERNANDEZ	SPA	Sterilgarda Max Racing Team	HUSQVARNA	<b>1'43.525</b>	9	13	1.845	0.233	<b>209.3</b>
28	53	Deniz ÖNCÜ	TUR	Red Bull KTM Tech 3	KTM	<b>1'43.573</b>	2	3	1.893	0.048	<b>208.0</b>
29	67	Alberto SURRA	ITA	Rivacold Snipers Team	HONDA	<b>1'43.716</b>	3	11	2.036	0.143	<b>205.7</b>
30	2	Gabriel RODRIGO	ARG	Indonesian Racing Gresini Moto3	HONDA	<b>1'47.987</b>	2	2	6.307	4.271	<b>204.9</b>

Practice condition: **Dry**Air: **23°**Humidity: **68%**Ground: **19°**

<b>Fastest Lap:</b>	Lap: 17	<b>Andrea MIGNO</b>	<b>1'41.680</b>	149.6 Km/h
<b>Best Race Lap:</b>	2020	<b>Gabriel RODRIGO</b>	<b>1'41.988</b>	149.1 Km/h
<b>All Time Lap Record:</b>	2020	<b>Celestino VIETTI</b>	<b>1'41.155</b>	150.3 Km/h

The results are provisional until the end of the limit for protest and appeals.

Time limit for protest expires 30' after publication of the results - ..... Time: .....

These data/results cannot be reproduced, stored and/or transmitted in whole or in part by any manner of electronic, mechanical, photocopying, recording, broadcasting or otherwise now known or herein after developed without the previous express consent by the copyright owner, except for reproduction in daily press and regular printed publications on sale to the public within 60 days of the event related to those data/results and always provided that copyright symbol appears together as follows below.

© DORNA, 2021

Official MotoGP Timing by TISSOT  
www.motogp.com

Misano Adriatico, Saturday, September 18, 2021

moto3™




## GP OCTO DI SAN MARINO E DELLA RIVIERA DI RIMINI

## Free Practice Nr. 3

## Combined Free Practice Times

11

	Rider	Nation	Team	MOTORCYCLE	FP1	FP2	FP3	Gap
1	16 A.MIGNO	ITA	Rivacold Snipers Team	HONDA	1'42.673	17 1'42.495	15 <b>1'41.680</b>	17
2	7 D.FOGGIA	ITA	Leopard Racing	HONDA	1'42.009	17 1'42.333	13 <b>1'41.865</b>	8 0.185 0.185
3	37 P.ACOSTA	SPA	Red Bull KTM Ajo	KTM	1'43.272	13 1'42.346	13 <b>1'41.909</b>	12 0.229 0.044
4	23 N.ANTONELLI	ITA	Avintia VR46 Academy	KTM	1'42.671	16 1'42.452	15 <b>1'42.074</b>	11 0.394 0.165
5	11 S.GARCIA	SPA	GAVIOTA GASGAS Aspar Team	GASGAS	1'43.277	16 1'43.306	16 <b>1'42.083</b>	16 0.403 0.009
6	5 J.MASIA	SPA	Red Bull KTM Ajo	KTM	1'43.103	15 1'42.882	15 <b>1'42.156</b>	11 0.476 0.073
7	55 R.FENATI	ITA	Sterilgarda Max Racing Team	HUSQVARNA	1'42.379	16 1'42.469	12 <b>1'42.214</b>	15 0.534 0.058
8	40 D.BINDER	RSA	Petronas Sprinta Racing	HONDA	1'43.225	14 1'42.850	5 <b>1'42.257</b>	18 0.577 0.043
9	28 I.GUEVARA	SPA	GAVIOTA GASGAS Aspar Team	GASGAS	1'43.063	19 1'43.048	16 <b>1'42.314</b>	13 0.634 0.057
10	43 X.ARTIGAS	SPA	Leopard Racing	HONDA	1'43.112	13 1'43.529	5 <b>1'42.315</b>	12 0.635 0.001
11	82 S.NEPA	ITA	BOE Owlride	KTM	1'43.272	15 1'43.181	13 <b>1'42.330</b>	11 0.650 0.015
12	22 E.BARTOLINI	ITA	Bardahl VR46 Riders Academy	KTM	1'43.560	16 1'43.625	7 <b>1'42.361</b>	18 0.681 0.031
13	71 A.SASAKI	JPN	Red Bull KTM Tech 3	KTM	1'43.780	13 1'43.430	5 <b>1'42.573</b>	12 0.893 0.212
14	27 K.TOBA	JPN	CIP Green Power	KTM	1'43.743	18 1'43.801	12 <b>1'42.651</b>	18 0.971 0.078
15	18 M.BERTELLE	ITA	Bardahl VR46 Riders Academy	KTM	1'43.287	17 1'42.714	13 <b>1'42.654</b>	19 0.974 0.003
16	54 R.ROSSI	ITA	BOE Owlride	KTM	1'43.663	17 1'43.454	12 <b>1'42.679</b>	8 0.999 0.025
17	17 J.MCPHEE	GBR	Petronas Sprinta Racing	HONDA	1'43.723	15 <b>1'42.777</b>	14 1'42.817	11 1.097 0.098
18	53 D.ÖNCÜ	TUR	Red Bull KTM Tech 3	KTM	<b>1'42.789</b>	13 1'42.987	5 1'43.573	2 1.109 0.012
19	99 C.TATAY	SPA	Avintia Esponsorama Moto3	KTM	1'43.733	14 1'43.140	12 <b>1'42.811</b>	20 1.131 0.022
20	52 J.ALCOBA	SPA	Indonesian Racing Gresini Moto3	HONDA	1'44.234	8 1'43.894	14 <b>1'42.823</b>	16 1.143 0.012
21	12 F.SALAC	CZE	CarXpert PruestelGP	KTM	1'43.207	14 <b>1'42.860</b>	13 1'42.929	11 1.180 0.037
22	20 L.FELLON	FRA	SIC58 Squadra Corse	HONDA	1'43.601	14 1'43.639	5 <b>1'42.870</b>	9 1.190 0.010
23	24 T.SUZUKI	JPN	SIC58 Squadra Corse	HONDA	<b>1'42.932</b>	14 1'43.367	5 1'43.154	3 1.252 0.062
24	6 R.YAMANAKA	JPN	CarXpert PruestelGP	KTM	1'43.427	17 1'43.962	9 <b>1'42.947</b>	17 1.267 0.015
25	92 Y.KUNII	JPN	Honda Team Asia	HONDA	1'44.634	9 1'43.930	15 <b>1'43.042</b>	19 1.362 0.095
26	19 A.IZDIHAR	INA	Honda Team Asia	HONDA	1'43.687	19 1'44.186	16 <b>1'43.132</b>	11 1.452 0.090
27	2 G.RODRIGO	ARG	Indonesian Racing Gresini Moto3	HONDA	<b>1'43.147</b>	13 1'43.474	11 1'47.987	2 1.467 0.015
28	73 M.KOFLER	AUT	CIP Green Power	KTM	1'44.729	16 1'44.213	5 <b>1'43.292</b>	10 1.612 0.145
29	31 A.FERNANDEZ	SPA	Sterilgarda Max Racing Team	HUSQVARNA	1'43.742	15 1'44.206	15 <b>1'43.525</b>	9 1.845 0.233
30	67 A.SURRA	ITA	Rivacold Snipers Team	HONDA	1'44.179	16 1'43.877	5 <b>1'43.716</b>	3 2.036 0.191

<b>Pole Position Record:</b>	2020	<b>Raul FERNANDEZ</b>	<b>1'41.705</b>	149.5 Km/h
<b>Best Race Lap:</b>	2020	<b>Gabriel RODRIGO</b>	<b>1'41.988</b>	149.1 Km/h
<b>All Time Lap Record:</b>	2020	<b>Celestino VIETTI</b>	<b>1'41.155</b>	150.3 Km/h

The results are provisional until the end of the limit for protest and appeals.

Time limit for protest expires 60' after publication of the results - ..... Time: .....

These data/results cannot be reproduced, stored and/or transmitted in whole or in part by any manner of electronic, mechanical, photocopying, recording, broadcasting or otherwise now known or herein after developed without the previous express consent by the copyright owner, except for reproduction in daily press and regular printed publications on sale to the public within 60 days of the event related to those data/results and always provided that copyright symbol appears together as follows below.

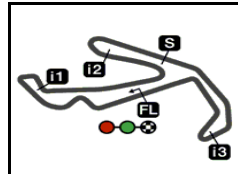
© DORNA, 2021

Official MotoGP Timing by TISSOT  
www.motogp.com

Misano Adriatico, Saturday, September 18, 2021







4226 m.

## GP OCTO DI SAN MARINO E DELLA RIVIERA DI RIMINI

## Free Practice Nr. 3

## Top Speed &amp; Average

12



Rider	Nation	Motorcycle	Top 5 speeds					Average	Top
28 Izan GUEVARA	SPA	GASGAS	213.0	210.1	209.7	209.7	209.3	210.2	213.0
7 Dennis FOGGIA	ITA	HONDA	212.1	209.7	209.3	209.3	208.8	209.8	212.1
11 Sergio GARCIA	SPA	GASGAS	211.7	209.7	209.7	207.2	207.2	208.6	211.7
23 Niccolò ANTONELLI	ITA	KTM	211.7	210.5	210.1	209.7	209.7	210.2	211.7
82 Stefano NEPA	ITA	KTM	211.7	208.4	208.4	206.8	206.5	208.4	211.7
16 Andrea MIGNO	ITA	HONDA	211.3	206.8	206.5	205.7	205.3	207.1	211.3
43 Xavier ARTIGAS	SPA	HONDA	210.9	210.5	209.7	209.3	208.8	209.8	210.9
71 Ayumu SASAKI	JPN	KTM	210.5	210.5	210.1	208.4	208.4	209.6	210.5
54 Riccardo ROSSI	ITA	KTM	210.1	209.7	208.8	208.4	206.1	208.2	210.1
5 Jaume MASIA	SPA	KTM	209.7	209.7	208.8	208.8	208.4	209.1	209.7
27 Kaito TOBA	JPN	KTM	209.7	209.3	209.3	208.0	207.6	208.6	209.7
37 Pedro ACOSTA	SPA	KTM	209.7	209.7	209.3	208.4	208.0	209.0	209.7
40 Darryn BINDER	RSA	HONDA	209.7	209.7	208.0	207.2	206.8	208.3	209.7
92 Yuki KUNII	JPN	HONDA	209.7	206.8	206.5	206.1	206.1	207.0	209.7
6 Ryusei YAMANAKA	JPN	KTM	209.3	207.6	207.6	207.2	206.8	207.7	209.3
19 Andi Farid IZDIHAR	INA	HONDA	209.3	208.4	207.2	206.5	206.1	207.5	209.3
20 Lorenzo FELLON	FRA	HONDA	209.3	208.4	208.0	207.6	207.2	208.1	209.3
31 Adrian FERNANDEZ	SPA	HUSQVARNA	209.3	207.6	207.2	206.5	206.5	207.3	209.3
73 Maximilian KOFLER	AUT	KTM	209.3	208.0	208.0	208.0	207.2	208.1	209.3
18 Matteo BERTELLE	ITA	KTM	208.0	207.2	206.1	206.1	206.1	206.7	208.0
52 Jeremy ALCOBA	SPA	HONDA	208.0	208.0	206.5	206.1	205.3	206.4	208.0
53 Deniz ÖNCÜ	TUR	KTM	208.0	206.8	206.1	204.9		206.5	208.0
99 Carlos TATAY	SPA	KTM	208.0	207.6	206.8	206.5	206.5	207.1	208.0
22 Elia BARTOLINI	ITA	KTM	207.6	206.5	206.5	206.1	206.1	206.6	207.6
55 Romano FENATI	ITA	HUSQVARNA	207.2	206.8	206.1	205.7	205.7	206.3	207.2
12 Filip SALAC	CZE	KTM	206.8	206.5	206.5	206.5	206.1	206.5	206.8
17 John MCPHEE	GBR	HONDA	205.7	205.3	205.3	204.5	204.5	205.1	205.7
67 Alberto SURRA	ITA	HONDA	205.7	204.5	204.5	204.1	203.7	204.5	205.7
24 Tatsuki SUZUKI	JPN	HONDA	205.3	205.3	205.3	204.5	203.3	204.7	205.3
2 Gabriel RODRIGO	ARG	HONDA	204.9	204.5	194.5			201.3	204.9

These data/results cannot be reproduced, stored and/or transmitted in whole or in part by any manner of electronic, mechanical, photocopying, recording, broadcasting or otherwise now known or herein after developed without the previous express consent by the copyright owner, except for reproduction in daily press and regular printed publications on sale to the public within 60 days of the event related to those data/results and always provided that copyright symbol appears together as follows below.

© DORNA, 2021

Official MotoGP Timing by TISSOT  
www.motogp.com



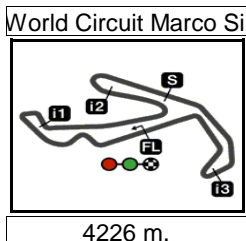
Misano Adriatico, Saturday, September 18, 2021

## GP OCTO DI SAN MARINO E DELLA RIVIERA DI RIMINI

## Free Practice Nr. 3

## Chronological Analysis of Performances

13



4226 m.

\* Lap / Sector time cancelled

T1 Time from finish line to 1st intermediate

T3 Time from 2nd intermed. to 3rd intermed.

P Crossing the finish line in pit lane

T2 Time from 1st intermed. to 2nd intermed.

T4 Time from 3rd intermediate to finish line

Lap	Lap Time	T1	T2	T3	T4	Speed	Lap	Lap Time	T1	T2	T3	T4	Speed	
<b>1st</b>	<b>16</b>	<b>Andrea MIGNO</b> Rivacold Snipers Tea ITA						7	<b>1'43.202</b>	27.440	24.444	28.514	22.804	206.5
		Runs=3	Total laps=17	Full laps=8			8	<b>1'42.970</b>	27.389	24.276	28.434	22.871	206.1	
1	2'49.145	35.448	25.476	29.548	23.515	202.2	9	1'40.676 P	28.69*	25.422	28.541	18.022	209.3	
2	<b>1'44.910</b>	28.547	24.743	28.700	22.920	205.3	10	1'55.189	34.179	26.297	30.964	23.749	184.6	
3	<b>1'43.553</b>	27.468	24.512	28.809	22.764	204.1	11	<b>1'42.435</b>	27.003	24.396	28.483	<b>22.553</b>	<b>209.7</b>	
4	<b>1'42.621</b>	27.246	24.237	28.455	22.683	206.5	12	<b>1'41.909</b>	<b>26.969</b>	<b>24.107</b>	<b>28.253</b>	22.580	208.0	
5	1'39.009 P	27.553	24.582	29.627*	17.247	200.0	13	<b>1'42.720</b>	27.326	24.369	28.322	22.703	206.1	
6	1'54.801	36.344	25.661	29.491	23.305	202.6	14	1'41.102 P	30.86*	24.846	28.263	17.124	208.4	
7	<b>1'53.884</b>	27.665	24.536	38.447	23.236	187.8	15	1'50.096 *	33.735	25.060	28.453	22.848*	205.7	
8	1'48.244 *	32.05*	24.760	28.774	22.657	205.7	16	1'46.138 *	27.217	24.698*	31.070*	23.153	178.2	
9	<b>1'43.087</b>	27.314	24.230	28.694	22.849	204.1	17	1'42.923 *	27.246	24.280	28.628	22.769*	207.6	
10	1'49.073 *	32.70*	24.779	28.853	22.732	204.5	18	2'33.014 P	41.07*	33.558*	56.806*	21.573	127.2	
11	<b>1'42.526</b>	27.239	24.162	28.457	22.668	206.8	19	1'58.880 *	40.331	25.906	29.593	23.050*	199.2	
12	1'39.320 P	28.03*	24.875	29.436	16.970	200.7	20	<b>1'42.792</b>	27.275	24.438	28.398	22.681	209.7	
13	2'07.337	43.404	26.671	30.540	26.722	197.8								
14	<b>1'46.156</b>	27.158	<b>24.076</b>	32.094	22.828	162.1	<b>4th</b>	<b>23</b>	<b>Niccolò ANTONELL</b> Avintia VR46 ITA					
15	1'49.233 P	27.132	25.161*	38.582*	18.358	165.1			Runs=3	Total laps=17	Full laps=6			
16	1'54.665	36.113	25.111	30.407	23.034	201.4	1	3'13.792	36.813	36.535	30.646	23.408	201.8	
17	<b>1'41.680</b>	<b>26.915</b>	24.099	<b>28.185</b>	<b>22.481</b>	<b>211.3</b>	2	<b>1'43.921</b>	27.923	24.543	28.625	22.830	206.8	
							3	<b>1'42.999</b>	27.517	24.263	28.472	22.747	208.8	
<b>2nd</b>	<b>7</b>	<b>Dennis FOGGIA</b> Leopard Racing ITA						4	<b>1'42.291</b>	27.434	24.122	28.161	<b>22.574</b>	<b>211.7</b>
		Runs=3	Total laps=15	Full laps=8			5	1'53.028 P	27.261	24.533*	39.424*	21.810	143.2	
1	2'51.150	33.675	25.338	29.077	23.299	206.5	6	1'56.805	39.872	25.324	28.743	22.866	206.1	
2	<b>1'43.356</b>	27.480	24.697	28.384	22.795	208.8	7	<b>1'42.762</b>	27.555	24.176	28.287	22.744	208.8	
3	<b>1'42.870</b>	27.306	24.292	28.530	22.742	209.7	8	1'42.622 *	27.445	24.247	28.347	22.583*	209.3	
4	<b>1'42.518</b>	27.121	24.192	28.529	22.676	206.1	9	1'42.517 *	27.362	24.168	28.290	22.697*	209.7	
5	1'46.925 P	29.287	25.367	31.999*	20.272	179.4	10	<b>1'42.457</b>	27.397	24.032	28.359	22.669	210.5	
6	2'06.693	42.770	25.562	34.432	23.929	177.3	11	<b>1'42.074</b>	27.167	24.043	28.203	22.661	210.1	
7	<b>1'41.953</b>	27.030	24.149	28.335	<b>22.439</b>	207.2	12	1'42.223 *	27.248	<b>24.029</b>	28.280*	22.666	209.7	
8	<b>1'41.865</b>	<b>26.953</b>	<b>24.074</b>	28.299	22.539	207.2	13	1'41.673 P	29.680	25.297	29.070*	17.626	204.1	
9	<b>1'47.209</b>	30.678	24.835	28.689	23.007	206.8	14	1'51.191	35.012	25.030	28.449	22.700	207.2	
10	1'38.281 P	27.038	24.481	29.287	17.475	200.7	15	1'42.815 *	27.191	24.769*	28.194*	22.661	208.8	
11	1'57.304 *	39.602	25.862	28.978	22.862*	204.9	16	1'44.151 *	<b>27.040</b>	24.200	<b>28.145</b>	24.766*	209.7	
12	<b>1'46.805</b>	27.148	24.306	30.871	24.480	209.3		<b>PIT</b>	34.687	31.887	53.621	21.033	128.7	
13	2'24.352 P	27.125	31.441*	52.560*	33.226	130.4	<b>5th</b>	<b>11</b>	<b>Sergio GARCIA</b> GAVIOTA GASGAS A SPA					
14	1'50.429	33.484	24.932	29.143	22.870	<b>212.1</b>			Runs=4	Total laps=20	Full laps=9			
15	<b>1'42.512</b>	27.450	24.273	<b>28.192</b>	22.597	209.3	1	2'09.008	33.854	25.566	34.013	23.731	203.0	
							2	1'44.801 *	27.961	24.932	28.815	23.093*	205.7	
<b>3rd</b>	<b>37</b>	<b>Pedro ACOSTA</b> Red Bull KTM Ajo SPA						3	<b>1'44.093</b>	27.730	24.508	28.696	23.159	206.8
		Runs=4	Total laps=20	Full laps=8			4	<b>1'43.437</b>	27.566	24.422	28.582	22.867	207.2	
1	2'35.235	34.171	25.022	29.245	23.204	204.9	5	<b>1'43.382</b>	27.586	24.380	28.519	22.897	207.2	
2	1'43.524 *	27.644	24.434	28.556	22.890*	206.1	6	1'46.313 P	31.58*	25.547*	29.929*	19.251	202.6	
3	<b>1'43.260</b>	27.416	24.370	28.483	22.991	206.5	7	1'56.549	37.522	27.010	28.923	23.094	205.7	
4	<b>1'42.863</b>	27.330	24.299	28.420	22.814	207.6	8	<b>1'43.119</b>	27.463	24.228	28.497	22.931	207.2	
5	1'39.999 P	27.484	24.381	28.466*	19.668	206.5	9	1'45.761 P	27.610	26.916	34.441	16.794	196.3	
6	2'01.728	38.126	27.970	32.532	23.100	205.7								

**Fastest Lap:** Andrea MIGNO Rivacold Snipers Tea ITA **1'41.680** 26.915 24.099 28.185 22.481

These data/results cannot be reproduced, stored and/or transmitted in whole or in part by any manner of electronic, mechanical, photocopying, recording, broadcasting or otherwise now known or herein after developed without the previous express consent by the copyright owner, except for reproduction in daily press and regular printed publications on sale to the public within 60 days of the event related to those data/results and always provided that copyright symbol appears together as follows below.  
© DORNA, 2021



## Free Practice Nr. 3

## Moto3

Lap	Lap Time	T1	T2	T3	T4	Speed	Lap	Lap Time	T1	T2	T3	T4	Speed						
10	1'51.414 *	35.002	24.801	28.742	22.869*	206.1	2	1'46.602	28.466	25.079	29.380	23.677	203.0						
11	1'42.815	27.407	24.209	28.445	22.754	206.8	3	1'49.339 *	32.81*	24.550	28.878	23.099	206.1						
12	1'43.184	27.482	24.320	28.496	22.886	206.8	4	1'43.054	27.489	24.359	28.503	22.703	208.0						
13	1'42.938	27.438	24.128	28.544	22.828	206.8	5	1'51.450 P	27.346	27.800*	35.368*	20.936	185.2						
14	1'37.086 P	27.515	24.207	28.620	16.744	205.7	6	1'49.686	33.032	24.761	28.945	22.948	204.1						
15	1'49.883	34.023	24.521	28.640	22.699	207.2	7	1'50.408	27.495	24.405	34.881	23.627	190.8						
16	1'42.083	27.276	24.029	28.205	22.573	209.7	8	1'43.943 *	27.502	24.437	29.044	22.960*	203.3						
17	1'42.178 *	27.247	24.040*	28.225	22.666	209.7	9	1'49.152 *	32.90*	24.809	28.634	22.802	206.8						
18	1'59.695 P	27.36*	28.992*	42.075*	21.259	162.8	10	1'43.475	27.410	24.258	28.721	23.086	209.7						
19	2'01.068	41.146	26.270	29.925	23.727	198.5	11	1'42.488 P	27.677	24.654	32.239	17.918	202.6						
20	1'42.120	27.271	23.974	28.111	22.764	211.7	12	2'02.436 *	45.826	24.845	28.848	22.917*	204.1						
<b>6th 5 Jaume MASIA</b> Red Bull KTM Ajo SPA																			
Runs=4 Total laps=20 Full laps=8																			
1	2'31.064	33.838	25.457	30.025	23.725	198.5	13	1'43.382	27.729	24.371	28.560	22.722	204.9						
2	1'44.204	27.791	24.756	28.756	22.901	205.3	14	1'41.714 P	27.405	24.323	28.651	21.335	206.1						
3	1'43.453	27.535	24.437	28.582	22.899	205.3	15	2'09.486 *	47.219	26.486	33.086	22.695*	205.3						
4	1'43.262	27.472	24.344	28.562	22.884	205.7	16	3'57.270 P	2'18.041	35.628*	40.087*	23.514	164.6						
5	1'40.992 P	27.545	24.265	28.506	20.676	206.1	17	1'53.802	36.135	25.505	29.343	22.819	207.2						
6	2'01.930	38.226	29.834	30.542	23.328	203.3	18	1'42.257	27.121	24.246	28.295	22.595	209.7						
7	1'42.923	27.423	24.272	28.441	22.787	208.8	<b>9th 28 Izan GUEVARA</b> GAVIOTA GASGAS A SPA												
8	1'43.351	27.607	24.550	28.423	22.771	207.2	Runs=4 Total laps=20 Full laps=7												
9	1'38.322 P	27.531	24.316	28.542	17.933	205.7	1	2'06.554	33.545	25.187	29.472	23.416	204.9						
10	1'55.044	34.428	26.028	30.905	23.683	191.1	2	1'48.806	28.001	28.351	29.355	23.099	206.8						
11	1'42.156	27.141	24.208	28.091	22.716	209.7	3	1'43.622	27.756	24.372	28.599	22.895	208.0						
12	1'42.532	27.405	24.153	28.286	22.688	206.8	4	1'42.976	27.530	24.210	28.493	22.743	208.4						
13	1'43.256	27.731	24.301	28.444	22.780	208.4	5	1'42.963 *	27.602	24.154	28.319	22.888*	210.1						
14	1'40.127 P	28.021	25.307	29.306*	17.493	204.1	6	1'47.695 P	30.83*	26.546*	30.277*	20.035	202.2						
15	1'50.173	33.683	24.808	28.685	22.997	207.6	7	2'01.914	38.381	29.717	30.697	23.119	205.3						
16	1'49.306 *	26.975	24.879	31.761*	25.691	196.0	8	1'43.473	27.649	24.321	28.594	22.909	208.0						
17	1'42.080 *	26.979	24.130	28.152	22.819*	208.8	9	1'45.089 *	29.154	24.465	28.630	22.840*	208.4						
18	2'31.668 P	38.51*	32.901*	57.785*	22.463	117.6	10	1'42.887	27.529	24.182	28.427	22.749	209.3						
19	1'53.309	34.937	25.121	30.268	22.983	204.9	11	1'42.308 P	27.778	26.130	31.225	17.175	159.2						
20	1'41.897 *	27.092	24.168	28.137*	22.500	209.7	12	1'52.260	36.067	24.714	28.723	22.756	209.3						
<b>7th 55 Romano FENATI</b> Sterilgarda Max Racin ITA																			
Runs=5 Total laps=15 Full laps=6																			
1	4'02.049 P	39.620	58.359	34.488	18.989	191.1	13	1'42.314	27.411	24.061	28.314	22.528	207.6						
2	2'10.710 P	34.767	30.704*	44.859*	20.380	81.7	14	1'42.913 *	27.363	24.071	28.267	23.212*	208.0						
3	1'53.332	34.135	25.260	30.587	23.350	194.9	15	1'41.399 P	30.51*	24.846	28.836	17.201	206.1						
4	1'43.420	27.446	24.517	28.518	22.939	205.7	16	1'53.126 *	34.489	24.591*	30.785	23.261	200.7						
5	1'43.020	27.420	24.339	28.502	22.759	205.7	17	1'42.538 *	27.252	24.103	28.415	22.768*	209.7						
6	1'40.954 P	27.276	27.896	29.194	16.588	199.6	18	2'26.855 P	34.77*	38.977*	53.591*	19.517	123.5						
7	1'50.772 *	33.351	24.867	29.505*	23.049	201.8	19	1'55.089	35.480	26.948	29.492	23.169	209.7						
8	1'42.743	27.257	24.377	28.462	22.647	205.3	20	1'42.562	27.455	24.029	28.147	22.931	213.0						
9	1'42.539	27.159	24.281	28.464	22.635	205.3	<b>10th 43 Xavier ARTIGAS</b> Leopard Racing SPA												
10	1'38.472 P	27.356	24.529	29.418	17.169	199.2	Runs=3 Total laps=19 Full laps=9												
11	1'50.933	33.684	25.454	29.169	22.626	204.9	1	2'35.561	33.927	24.999	29.228	23.217	206.8						
12	1'42.817	27.133	24.298	28.399	22.987	206.1	2	1'43.409	27.628	24.332	28.569	22.880	208.4						
13	1'56.156 P	27.211*	31.211*	36.872*	20.863	183.6	3	1'43.177	27.544	24.334	28.449	22.850	208.4						
14	1'50.427	33.728	25.392	28.624	22.683	206.8	4	1'42.813	27.444	24.221	28.474	22.674	208.8						
15	1'42.214	27.076	24.220	28.259	22.659	207.2	5	1'43.549 P	28.467	24.434	28.992*	21.656	207.2						
<b>8th 40 Darryn BINDER</b> Petronas Sprinta Raci RSA																			
Runs=4 Total laps=18 Full laps=6																			
1	3'06.360	35.809	26.076	30.254	24.428	200.3	6	2'05.416	42.526	25.432	33.821	23.637	177.6						
													7	1'43.180	27.605	24.629	28.399	22.547	208.0
													8	1'43.010	27.378	24.158	28.736	22.738	210.5
													9	1'48.763	27.809	25.063	32.685	23.206	206.5
													10	1'43.126 *	27.270	24.186	28.756*	22.914	206.5
													11	1'42.410	27.341	24.118	28.301	22.650	208.0
													12	1'42.315	27.248	24.092	28.300	22.675	207.2
													13	1'43.360 P	31.60*	24.812	29.207	17.736	204.1

**Fastest Lap:** Andrea MIGNO Rivacold Snipers Tea ITA 1'41.680 26.915 24.099 28.185 22.481

These data/results cannot be reproduced, stored and/or transmitted in whole or in part by any manner of electronic, mechanical, photocopying, recording, broadcasting or otherwise now known or herein after developed without the previous express consent by the copyright owner, except for reproduction in daily press and regular printed publications on sale to the public within 60 days of the event related to those data/results and always provided that copyright symbol appears together as follows below.  
© DORNA, 2021

Official MotoGP Timing by TISSOT  
www.motogp.com

Misano Adriatico, Saturday, September 18, 2021 Page 2 of 6



## Free Practice Nr. 3

Moto3

Lap	Lap Time	T1	T2	T3	T4	Speed	Lap	Lap Time	T1	T2	T3	T4	Speed
14	1'48.189	31.831	24.746	28.621	22.991	209.3	6	1'56.741	33.290	29.606	30.529	23.316	205.7
15	1'45.546 *	27.155	24.551*	30.948*	22.892*	195.2	7	<b>1'42.895</b>	27.412	24.330	28.406	22.747	210.1
16	1'43.522 *	27.261	24.219	29.019	23.023*	205.7	8	<b>1'45.573</b>	27.662	24.581	30.530	22.800	208.0
17	2'23.008 P	35.05*	33.606*	53.006*	21.346	91.1	9	<b>1'42.785</b>	27.440	24.189	28.424	22.732	208.4
18	1'55.113	36.433	25.908	29.770	23.002	209.7	10	1'40.842 P	28.91*	25.169	29.547	17.209	203.7
19	<b>1'43.191</b>	27.676	24.222	28.492	22.801	210.9	11	1'54.055 *	33.856	26.045	30.321*	23.833	202.6
<b>11th 82 Stefano NEPA</b> BOE Owlride ITA							12	<b>1'42.573</b>	27.256	24.205	28.442	22.670	207.6
Runs=3 Total laps=18 Full laps=9							13	1'46.794 *	30.13*	25.387	28.545	22.725	208.4
1	3'07.843	34.927	27.254	29.847	25.531	203.7	14	<b>1'42.607</b>	27.316	24.196	28.350	22.745	210.5
2	<b>1'47.554</b>	27.901	24.709	31.571	23.373	190.1	15	1'44.678 P	31.00*	25.457	29.766	18.452	202.2
3	1'43.862 *	27.604	24.537	28.614	23.107*	206.8	16	1'55.162	33.195	25.016	30.523	26.428	191.8
4	<b>1'43.475</b>	27.533	24.430	28.593	22.919	204.9	17	2'10.560 P	27.200	31.044*	48.995*	23.321	138.2
5	1'51.572 P	27.738	24.474*	38.562*	20.798	140.4	18	1'56.733	35.265	25.709	31.076	24.683	197.8
6	2'07.253	44.624	25.943	31.616	25.070	186.5	19	<b>1'43.534</b>	27.227	24.287	28.497	23.523	210.5
7	<b>1'45.470</b>	28.593	25.344	28.819	22.714	208.4	<b>14th 27 Kaito TOBA</b> CIP Green Power JPN						
8	<b>1'43.053</b>	27.356	24.220	28.481	22.996	208.4	Runs=4 Total laps=18 Full laps=7						
9	1'47.247 *	29.055	25.007	28.704	24.481*	205.3	1	3'06.875	36.597	29.652	29.837	23.884	204.1
10	<b>1'42.603</b>	27.359	24.190	28.376	22.678	206.5	2	1'47.969 *	28.209	26.052	30.318	23.390*	203.3
11	<b>1'42.330</b>	27.212	24.105	28.349	22.664	205.7	3	<b>1'44.670</b>	27.931	24.555	28.970	23.214	205.3
12	<b>1'42.790</b>	27.167	24.276	28.329	23.018	206.1	4	<b>1'43.424</b>	27.625	24.333	28.588	22.878	207.2
13	1'42.642 P	28.748	27.410	29.044	17.440	204.5	5	1'56.187 P	30.90*	27.303*	36.246*	21.730	177.0
14	2'11.361	48.473	27.240	32.772	22.876	206.1	6	2'05.729 *	35.740	26.684	36.653*	26.652	173.9
15	<b>1'46.203</b>	27.273	24.744	30.109	24.077	204.1	7	<b>1'46.351</b>	27.956	26.442	29.036	22.917	209.7
16	1'55.769 P	27.298	29.687*	36.287*	22.497	169.5	8	<b>1'43.485</b>	27.666	24.353	28.474	22.992	206.1
17	1'55.764	35.504	25.365	30.731	24.164	192.8	9	1'43.068 P	28.078	24.511	29.449	21.030	205.7
18	<b>1'42.446</b>	27.404	24.138	28.245	22.659	211.7	10	2'00.059	41.678	27.009	28.555	22.817	207.6
<b>12th 22 Elia BARTOLINI</b> Bardahl VR46 Riders ITA							11	<b>1'49.339</b>	27.696	28.704	29.497	23.442	207.2
Runs=3 Total laps=18 Full laps=8							12	<b>1'43.004</b>	27.346	24.444	28.251	22.963	209.3
1	2'49.348	33.874	25.375	29.415	23.454	203.7	13	1'45.744 P	28.239	30.449	29.226	17.830	204.5
2	<b>1'44.217</b>	27.670	24.544	28.905	23.098	201.8	14	1'58.615 *	35.142	28.628*	31.512	23.333	206.5
3	<b>1'44.171</b>	28.087	24.597	28.682	22.805	206.5	15	1'45.864 *	27.386	25.927	29.260	23.291*	208.0
4	<b>1'42.535</b>	27.342	24.221	28.407	22.565	206.1	16	2'25.432 P	36.73*	32.792*	55.665*	20.245	129.6
5	1'40.548 P	27.869	25.236	29.576*	17.867	202.6	17	1'54.182	36.116	25.320	29.681	23.065	207.6
6	2'02.236	36.593	27.118	34.870	23.655	200.0	18	<b>1'42.651</b>	27.365	24.490	28.206	22.590	209.3
7	<b>1'46.738</b>	28.236	25.213	29.722	23.567	198.8	<b>15th 18 Matteo BERTELLE</b> Bardahl VR46 Riders ITA						
8	<b>1'43.296</b>	27.438	24.395	28.554	22.909	205.3	Runs=4 Total laps=19 Full laps=7						
9	<b>1'46.190</b>	28.062	24.978	29.663	23.487	200.3	1	2'38.075	35.532	25.430	29.228	23.421	202.6
10	<b>1'43.233</b>	27.339	24.401	28.527	22.966	205.3	2	1'44.372 *	27.833	24.601	28.961*	22.977	205.3
11	1'45.299 *	27.751	24.937	28.696	23.915*	205.7	3	<b>1'43.602</b>	27.676	24.461	28.651	22.814	204.9
12	1'37.831 P	27.317	24.302	28.464*	17.748	206.1	4	<b>1'44.068</b>	27.821	24.563	28.881	22.803	201.8
13	1'49.200	32.737	24.817	28.603	23.043	207.6	5	1'40.547 P	27.359	24.316	29.399*	19.473	203.3
14	1'45.859 *	27.083	24.441*	31.095*	23.240*	186.8	6	1'55.926	38.356	25.358	29.159	23.053	203.0
15	1'42.262 *	27.114	24.183	28.226	22.739*	206.5	7	<b>1'42.774</b>	27.425	24.301	28.392	22.656	206.1
16	2'26.765 P	35.78*	31.760*	57.966*	21.254	84.9	8	<b>1'42.801</b>	27.376	24.192	28.553	22.680	204.1
17	1'53.551 *	34.779	26.899	29.226	22.647*	203.7	9	1'38.163 P	27.216	24.224	28.520	18.203	206.1
18	<b>1'42.361</b>	27.148	24.186	28.541	22.486	201.4	10	1'58.474	35.903	27.722	31.504	23.345	189.1
<b>13th 71 Ayumu SASAKI</b> Red Bull KTM Tech 3 JPN							11	<b>1'43.653</b>	27.546	24.989	28.438	22.680	205.7
Runs=4 Total laps=19 Full laps=8							12	<b>1'43.488</b>	27.429	24.574	28.832	22.653	204.9
1	3'20.340	48.361	25.693	29.509	23.450	202.6	13	1'41.761 P	29.69*	25.697	29.477	16.892	205.3
2	1'44.832 *	28.249	24.832	28.711	23.040*	207.2	14	1'48.288	32.485	24.606	28.434	22.763	206.1
3	<b>1'43.736</b>	27.650	24.526	28.642	22.918	207.2	15	1'45.971 *	27.245	24.487*	31.622	22.617	187.1
4	<b>1'43.254</b>	27.443	24.603	28.398	22.810	207.2	16	1'42.428 *	27.026	24.143	28.824	22.435*	204.9
5	1'55.123 P	31.77*	28.107*	33.006*	22.232	189.4	17	2'19.121 P	36.19*	33.056*	51.313*	18.554	109.4
							18	1'55.081	35.984	26.354	29.912	22.831	208.0

**Fastest Lap:** Andrea MIGNO Rivacold Snipers Tea ITA **1'41.680** 26.915 24.099 28.185 22.481

These data/results cannot be reproduced, stored and/or transmitted in whole or in part by any manner of electronic, mechanical, photocopying, recording, broadcasting or otherwise now known or herein after developed without the previous express consent by the copyright owner, except for reproduction in daily press and regular printed publications on sale to the public within 60 days of the event related to those data/results and always provided that copyright symbol appears together as follows below.  
© DORNA, 2021

Official MotoGP Timing by TISSOT  
www.motogp.com

Misano Adriatico, Saturday, September 18, 2021 Page 3 of 6



## Free Practice Nr. 3

Moto3

Lap	Lap Time	T1	T2	T3	T4	Speed	Lap	Lap Time	T1	T2	T3	T4	Speed	
19	1'42.654	27.883	24.178	28.202	22.391	207.2	13	1'40.267 P	28.523	25.011	29.386	17.347	201.8	
<b>16th</b>	<b>54</b>	<b>Riccardo ROSSI</b>				BOE Owrider	ITA	14	2'03.188 *	38.289	29.092*	32.223	23.584	184.9
		Runs=3	Total laps=14	Full laps=7				unfinished	27.187					
1	3'08.568	33.813	25.718	29.690	24.381	201.4	<b>19th</b>	<b>52</b>	<b>Jeremy ALCOBA</b>				Indonesian Racing Gr	SPA
2	1'47.480	27.849	24.929	31.697	23.005	166.1			Runs=3	Total laps=16	Full laps=6			
3	1'43.587	27.641	24.378	28.595	22.973	208.4	1	3'08.773	34.740	30.332	29.273	23.256	203.7	
4	1'44.672	27.637	24.450	29.454	23.131	193.5	2	1'44.508	27.746	24.675	28.798	23.289	205.3	
5	1'53.581 P	27.482	25.752*	38.054*	22.293	159.2	3	1'47.865	30.742	25.125	29.006	22.992	203.7	
6	2'08.057	44.510	25.476	34.324	23.747	177.9	4	1'44.144	27.562	24.845	28.750	22.987	205.3	
7	1'42.803	27.347	24.358	28.371	22.727	209.7	5	1'54.782 P	27.644	27.889*	36.963*	22.286	169.0	
8	1'42.679	27.316	24.205	28.382	22.776	210.1	6	2'11.188 *	42.788	29.089	36.148	23.163*	160.7	
9	1'43.984 P	27.881	27.688	29.151	19.264	206.1	7	1'47.025 *	30.584	24.884	28.591	22.966*	205.3	
10	2'10.836	48.295	27.464	32.184	22.893	190.4	8	1'44.652 *	27.566	24.424	29.084*	23.578	206.1	
11	1'51.500	27.391	25.021	29.898	29.190	204.9	9	1'48.642 *	27.336	24.708	30.327*	26.271	165.6	
12	2'11.765 P	27.781*	29.656*	46.900*	27.421	175.3	10	1'43.904	27.432	24.510	28.838	23.124	202.2	
13	1'59.385 *	35.786	26.174	34.180	23.245*	206.1	11	1'46.513 P	30.734	27.034	31.123	17.622	177.9	
14	1'43.045	27.611	24.309	28.403	22.722	208.8	12	2'16.016 *	52.680	27.454	32.976*	22.906	206.5	
<b>17th</b>	<b>99</b>	<b>Carlos TATAY</b>				Avintia Esponsorama	SPA	13	1'44.437	27.262	24.398	29.417	23.360	204.5
		Runs=4	Total laps=20	Full laps=7			14	2'10.709 P	27.189	31.100*	49.049*	23.371	137.4	
1	2'37.765	34.905	25.405	29.588	23.480	203.0	15	1'54.477	36.240	25.722	29.450	23.065	208.0	
2	1'44.402	27.938	24.606	28.882	22.976	204.9	16	1'42.823	27.456	24.331	28.395	22.641	208.0	
3	1'43.769	27.685	24.506	28.682	22.896	204.9	<b>20th</b>	<b>20</b>	<b>Lorenzo FELLON</b>				SIC58 Squadra Corse	FRA
4	1'45.055 *	28.131	25.068	28.889*	22.967	205.7			Runs=4	Total laps=17	Full laps=3			
5	1'40.644 P	27.507	24.384	28.998*	19.755	205.3	1	3'07.879	35.511	25.960	29.093	23.549	204.9	
6	1'53.821	34.364	26.009	30.091	23.357	201.8	2	1'45.093 *	27.995	24.653	29.121*	23.324	208.0	
7	1'43.260 *	27.533	24.355	28.570*	22.802	206.5	3	1'44.318	27.740	24.504	28.927	23.147	204.5	
8	1'43.393	27.451	24.390	28.798	22.754	206.8	4	1'44.161	27.756	24.485	28.774	23.146	204.5	
9	1'37.803 P	27.350	24.364	28.491	17.598	206.1	5	1'53.783 P	27.945	24.916*	39.663*	21.259	133.8	
10	1'52.624 *	35.576	24.959	28.939*	23.150*	204.1	6	1'53.817 *	35.452	25.620	29.495	23.250*	201.1	
11	1'43.161	27.538	24.339	28.565	22.719	204.9	7	1'53.795 *	27.587	24.489	38.613*	23.106	189.8	
12	1'43.025	27.374	24.391	28.547	22.713	204.5	8	1'48.320 *	32.11*	24.823	28.665	22.717*	208.4	
13	1'42.953 *	27.389	24.316	28.538	22.710*	204.5	9	1'42.870	27.400	24.112	28.671	22.687	205.7	
14	1'42.976	27.399	24.329	28.568	22.680	204.1	10	1'38.661 P	27.480	25.469	28.967	16.745	203.7	
15	1'40.388 P	28.231	25.243	29.733	17.181	198.8	11	2'06.203	42.623	25.642	33.948	23.990	181.5	
16	1'51.044	34.463	25.305	28.574	22.702	205.7	12	1'41.170 P	28.77*	24.487	28.787*	19.121	204.5	
17	1'43.038 *	27.249	24.611*	28.483	22.695*	205.7	13	1'48.079	31.152	25.167	28.746	23.014	207.2	
18	1'36.556 P	27.195	24.351	28.463	16.547	206.5	14	1'43.719 *	27.368	24.981*	28.459	22.911*	206.8	
19	1'53.675	35.810	25.499	29.423	22.943	207.6	15	1'37.275 P	27.397	24.535	28.574*	16.769	206.8	
20	1'42.811	27.837	24.229	28.158	22.587	208.0	16	1'54.841	37.475	25.308	28.919	23.139	207.6	
<b>18th</b>	<b>17</b>	<b>John MCPHEE</b>				Petronas Sprinta Raci	GBR	17	1'42.834 *	27.514	24.269	28.355	22.696*	209.3
		Runs=3	Total laps=15	Full laps=6			<b>21st</b>	<b>12</b>	<b>Filip SALAC</b>				CarXpert PruestelGP	CZE
1	3'23.269	43.166	28.971	30.247	24.222	200.3			Runs=4	Total laps=18	Full laps=6			
2	1'47.389	29.878	25.048	28.963	23.500	204.5	1	3'21.822 *	42.078	26.392	29.108	24.095*	203.7	
3	1'44.684	27.782	24.809	28.852	23.241	204.5	2	1'44.566 *	27.888	25.053	28.675*	22.950	204.1	
4	1'48.685 *	30.91*	24.963	29.096	23.710	203.7	3	1'45.256	27.654	25.129	29.330	23.143	200.3	
5	2'03.348 P	28.10*	29.016*	45.489*	20.734	77.4	4	1'43.150	27.595	24.394	28.429	22.732	206.1	
6	1'53.078	35.279	25.070	29.356	23.373	202.2	5	1'46.740 P	28.446	26.790*	30.357*	21.147	197.0	
7	1'45.640	27.889	25.027	29.749	22.975	202.2	6	1'57.015 *	35.828	25.419	29.322*	26.446	202.6	
8	1'43.130	27.401	24.366	28.502	22.861	205.3	7	1'54.776	27.700	28.653	31.093	27.330	180.0	
9	1'43.051	27.328	24.283	28.584	22.856	205.7	8	1'43.187	27.405	24.324	28.597	22.861	206.5	
10	1'45.438 *	28.73*	24.680	28.946	23.080	203.3	9	1'40.815 P	28.408	25.143	29.261*	18.003	200.7	
11	1'42.817	27.363	24.275	28.396	22.783	205.3	10	2'00.229 *	34.501	26.663	32.211*	26.854	169.8	
12	1'43.345 *	27.302	24.318	28.724*	23.001	203.7	11	1'42.929	27.549	24.358	28.413	22.609	206.5	

**Fastest Lap:** Andrea MIGNO Rivacold Snipers Tea ITA 1'41.680 26.915 24.099 28.185 22.481

These data/results cannot be reproduced, stored and/or transmitted in whole or in part by any manner of electronic, mechanical, photocopying, recording, broadcasting or otherwise now known or herein after developed without the previous express consent by the copyright owner, except for reproduction in daily press and regular printed publications on sale to the public within 60 days of the event related to those data/results and always provided that copyright symbol appears together as follows below.  
© DORNA, 2021

Official MotoGP Timing by TISSOT  
www.motogp.com

Misano Adriatico, Saturday, September 18, 2021 Page 4 of 6



# Free Practice Nr. 3

# Moto3

Lap	Lap Time	T1	T2	T3	T4	Speed	Lap	Lap Time	T1	T2	T3	T4	Speed
12	1'48.607 *	27.791	28.047	29.536*	23.233	199.6	5	1'50.627 *	27.390	24.293	28.660*	30.284*	206.1
13	1'41.327 P	29.35*	24.620	28.704	18.649	204.5	6	2'13.184 P	39.22*	32.595*	40.629*	20.731	145.7
14	1'46.728	29.984	25.007	28.790	22.947	205.3	7	2'06.286	47.580	25.574	30.027	23.105	199.2
15	1'43.778 *	27.287	24.877*	28.558	23.056	206.8	8	1'53.873 *	27.533	24.467	38.041*	23.832	174.4
16	1'41.905 P	27.228	24.317	28.723*	21.637	206.5	9	1'45.154	27.458	24.518	28.844	24.334	209.3
17	1'53.298	35.479	25.749	28.995	23.075	200.0	10	1'47.865 *	30.626	25.416	28.888	22.935*	205.7
18	1'43.642	27.515	24.377	28.713	23.037	203.7	11	1'43.132	27.408	24.411	28.504	22.809	207.2

**22nd 6 Ryusei YAMANAKA** CarXpert PruestelGP JPN  
Runs=4 Total laps=17 Full laps=7

1	3'21.889	45.048	25.574	29.273	23.842	204.5
2	1'44.883	28.188	24.827	28.850	23.018	204.1
3	1'43.815	27.615	24.474	28.820	22.906	203.7
4	1'44.046	28.237	24.431	28.516	22.862	207.6
5	1'48.785 P	27.687	28.228*	31.450*	21.420	198.1
6	1'54.604 *	36.113	25.060	29.477*	23.954	206.1
7	1'52.384	27.739	26.132	35.078	23.435	195.6
8	1'43.798	27.722	24.425	28.735	22.916	207.2
9	1'41.907 P	28.055	26.078	29.278	18.496	205.7
10	2'04.936	41.673	30.442	29.605	23.216	198.8
11	1'43.586	27.554	24.474	28.648	22.910	204.1
12	1'46.943 P	30.781*	28.992	29.153	18.010	203.7
13	1'46.341	29.702	24.891	28.788	22.960	205.7
14	1'43.805 *	27.385	24.806*	28.556	23.058	206.8
15	1'39.764 P	27.376	24.357	28.576*	19.455	206.1
16	1'54.511	36.018	25.749	29.573	23.171	209.3
17	1'42.947	27.577	24.357	28.417	22.596	207.6

**23rd 92 Yuki KUNII** Honda Team Asia JPN  
Runs=4 Total laps=19 Full laps=7

1	2'31.297	33.616	25.272	30.043	23.641	199.6
2	1'44.399 *	28.042	24.575	28.770	23.012*	205.7
3	1'43.866	27.722	24.486	28.719	22.939	204.5
4	1'45.420	27.795	24.568	29.058	23.999	204.1
5	1'40.463 P	27.788	24.443	28.707*	19.525	205.3
6	2'08.811	50.470	25.559	29.386	23.396	206.5
7	1'54.275	27.711	24.347	39.097	23.120	189.8
8	1'48.807	27.836	26.511	31.229	23.231	179.7
9	1'43.722	27.665	24.486	28.811	22.760	206.1
10	1'47.692 *	27.756	26.499	30.461	22.976*	204.1
11	1'44.194	27.695	24.468	28.758	23.273	204.5
12	1'42.201 P	28.763	25.222	29.251	18.965	204.9
13	1'56.695	39.223	25.258	28.840	23.374	206.1
14	1'38.542 P	27.517	24.420	28.951	17.654	204.9
15	2'10.774	48.398	26.705	30.724	24.947	200.0
16	1'48.395 *	27.547	24.432	33.355*	23.061	189.1
17	1'53.778 P	27.637	24.433*	39.884*	21.824	167.7
18	1'54.191	36.026	25.323	29.549	23.293	206.8
19	1'43.042	27.442	24.230	28.722	22.648	209.7

**24th 19 Andi Farid IZDIHAR** Honda Team Asia INA  
Runs=3 Total laps=16 Full laps=6

1	2'36.039	34.971	26.185	31.847	23.589	201.4
2	1'44.032	27.671	24.578	28.958	22.825	205.3
3	1'43.324	27.458	24.361	28.761	22.744	204.9
4	1'43.447	27.383	24.356	28.792	22.916	205.3

12	1'43.398 P	27.840	24.682	30.988	19.888	173.6
13	1'57.740 *	40.289	25.151	28.942*	23.358	205.7
14	6'23.167 P	27.376	24.358			
15	1'55.155	36.536	25.741	29.696	23.182	206.5
16	1'43.143	27.352	24.381	28.702	22.708	208.4

**25th 24 Tatsuki SUZUKI** SIC58 Squadra Corse JPN  
Runs=3 Total laps=10 Full laps=4

1	3'23.855	47.819	25.533	29.519	23.159	202.6
2	1'43.830	27.901	24.551	28.614	22.764	205.3
3	1'43.154	27.552	24.326	28.519	22.757	205.3
4	1'43.577	27.758	24.364	28.580	22.875	204.5
5	1'53.774 P	29.12*	29.761*	33.712*	21.176	183.3
6	1'53.141	36.205	25.119	29.049	22.768	203.3
7	1'54.367 *	27.392	24.222	38.813*	23.940	170.6
8	1'43.261	27.463	24.369	28.676	22.753	205.3
9	1'49.785 P	31.47*	25.149	34.155*	19.003	200.0
unfinished	41.706	30.729	29.228			200.7

**26th 73 Maximilian KOFLER** CIP Green Power AUT  
Runs=4 Total laps=20 Full laps=5

1	3'06.438	35.904	26.061	30.305	24.338	198.8
2	1'47.470	28.824	25.035	29.219	24.392	205.7
3	1'45.872 *	28.475	25.067	28.988	23.342*	209.3
4	1'43.796	27.876	24.360	28.638	22.922	208.0
5	1'53.654 P	27.834	29.457*	35.385*	20.978	173.6
6	1'49.122 *	32.853	24.685	28.740	22.844*	206.5
7	1'43.443 *	27.580	24.407	28.749	22.707*	206.5
8	1'50.898 *	31.47*	27.897	28.649	22.881	208.0
9	1'49.239 *	28.059	27.607	30.413*	23.160	194.2
10	1'43.292	27.644	24.259	28.505	22.884	208.0
11	1'42.820 P	27.750	24.612	32.689	17.769	200.3
12	2'01.912	39.804	29.052	30.071	22.985	201.1
13	1'43.688	27.595	24.638	28.634	22.821	206.8
14	1'43.315 *	27.544	24.296	28.607	22.868*	207.2
15	1'43.611 P	30.33*	25.455	29.486	18.333	203.7
16	1'57.595 *	37.026	25.069*	31.290	24.210	204.9
17	1'45.936 *	27.404	24.375	28.992	25.165*	206.1
18	2'18.426 P	36.20*	31.846*	48.517*	21.855	114.6
19	1'52.898 *	35.792	24.995	29.094	23.017*	203.7
20	1'43.851	27.482	24.551	29.154	22.664	201.1

**27th 31 Adrian FERNANDEZ** Sterilgarda Max Racin SPA  
Runs=3 Total laps=14 Full laps=7

1	2'45.250	35.069	25.255	29.501	23.586	204.1
2	1'51.033	28.290	26.311	33.316	23.116	155.1
3	1'44.333	27.818	24.437	28.965	23.113	206.5
4	1'44.062	27.846	24.398	28.889	22.929	207.2
5	1'44.879 P	27.835	24.392	31.695*	20.957	189.8

**Fastest Lap:** Andrea MIGNO Rivacold Snipers Tea ITA **1'41.680** 26.915 24.099 28.185 22.481

These data/results cannot be reproduced, stored and/or transmitted in whole or in part by any manner of electronic, mechanical, photocopying, recording, broadcasting or otherwise now known or herein after developed without the previous express consent by the copyright owner, except for reproduction in daily press and regular printed publications on sale to the public within 60 days of the event related to those data/results and always provided that copyright symbol appears together as follows below.  
© DORNA, 2021

Official MotoGP Timing by TISSOT  
www.motogp.com

Misano Adriatico, Saturday, September 18, 2021 Page 5 of 6





# Free Practice Nr. 3

Moto3

Lap	Lap Time	T1	T2	T3	T4	Speed	Lap	Lap Time	T1	T2	T3	T4	Speed
6	2'00.458	35.648	26.167	35.472	23.171	209.3							
7	1'43.948 *	27.578	24.404	29.011	22.955*	206.1							
8	<b>1'44.136</b>	27.761	24.432	28.909	23.034	206.5							
9	<b>1'43.525</b>	27.718	<b>24.226</b>	<b>28.738</b>	22.843	205.7							
10	<b>1'43.694</b>	27.590	24.349	28.884	22.871	205.3							
11	<b>1'43.849</b>	27.644	24.414	28.951	22.840	206.1							
12	1'40.488 P	27.708	25.013	28.790	18.977	207.6							
13	1'49.002	32.743	24.714	28.792	<b>22.753</b>	206.5							
	unfinished	<b>27.440</b>											

## 28th **53** Deniz ÖNCÜ Red Bull KTM Tech 3 TUR

Runs=1 Total laps=4 Full laps=1

1	3'21.163 *	40.812	26.454	29.285	24.064*	204.9
2	<b>1'43.573</b>	27.667	24.275	28.729	22.902	206.1
3	1'43.339 *	<b>27.498</b>	24.510	28.562*	<b>22.769</b>	206.8
	unfinished	27.564	<b>24.039</b>	<b>28.402</b>		<b>208.0</b>

## 29th **67** Alberto SURRA Rivacold Snipers Tea ITA

Runs=3 Total laps=12 Full laps=5

1	2'49.334	34.659	25.365	29.506	23.524	203.3
2	<b>1'45.221</b>	28.525	24.917	28.713	23.066	204.5
3	<b>1'43.716</b>	27.587	24.507	<b>28.676</b>	<b>22.946</b>	204.5
4	<b>1'44.001</b>	<b>27.295</b>	24.924	28.737	23.045	203.0
5	1'45.038 P	27.578	24.893	32.004*	20.563	180.6
6	1'54.308	35.813	25.659	29.504	23.332	203.0
7	1'54.315 *	27.715	24.559	38.703*	23.338	186.5
8	<b>1'48.638</b>	30.322	26.429	28.811	23.076	<b>205.7</b>
9	<b>1'44.773</b>	27.741	24.802	29.252	22.978	204.1
10	1'37.823 P	27.488	<b>24.494</b>	28.790	17.051	203.7
11	2'04.460	42.291	26.716	30.507	24.946	198.5
	unfinished	27.653	24.605			189.1

## 30th **2** Gabriel RODRIGO Indonesian Racing Gr ARG

Runs=1 Total laps=3 Full laps=1

1	3'24.763	44.219	<b>25.504</b>	29.280	<b>23.382</b>	<b>204.9</b>
2	<b>1'47.987</b>	<b>27.957</b>	27.203	<b>29.125</b>	23.702	204.5
	PIT	29.003	27.954	30.991	20.750	194.5

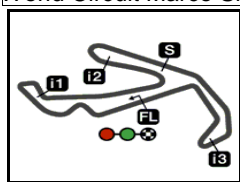
**Fastest Lap:** Andrea MIGNO Rivacold Snipers Tea ITA **1'41.680** 26.915 24.099 28.185 22.481

These data/results cannot be reproduced, stored and/or transmitted in whole or in part by any manner of electronic, mechanical, photocopying, recording, broadcasting or otherwise now known or herein after developed without the previous express consent by the copyright owner, except for reproduction in daily press and regular printed publications on sale to the public within 60 days of the event related to those data/results and always provided that copyright symbol appears together as follows below.  
© DORNA, 2021

Official MotoGP Timing by TISSOT  
www.motogp.com

Misano Adriatico, Saturday, September 18, 2021 Page 6 of 6





4226 m.

## GP OCTO DI SAN MARINO E DELLA RIVIERA DI RIMINI

## Free Practice Nr. 3

## Best Partial Times

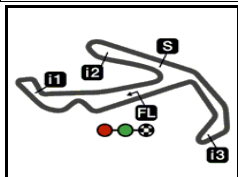
Moto3™

IT Ideal Lap Time, sum of the best partial times

BT Best Lap Time

T1		T2		T3		T4				IT	BT	
Pos	Rider	Time	Rider	Time	Rider	Time	Rider	Time	Pos	Rider	IT	BT
1	A.MIGNO	26.915	S.GARCIA	23.974	J.MASIA	28.091	M.BERTELLE	22.391	1	A.MIGNO	1'41.657	1'41.680 (1)
2	D.FOGGIA	26.953	N.ANTONELLI	24.029	S.GARCIA	28.111	D.FOGGIA	22.439	2	D.FOGGIA	1'41.658	1'41.865 (2)
3	P.ACOSTA	26.969	I.GUEVARA	24.029	N.ANTONELLI	28.145	A.MIGNO	22.481	3	J.MASIA	1'41.696	1'42.156 (6)
4	J.MASIA	26.975	D.ÖNCÜ	24.039	I.GUEVARA	28.147	E.BARTOLINI	22.486	4	M.BERTELLE	1'41.762	1'42.654 (15)
5	M.BERTELLE	27.026	D.FOGGIA	24.074	C.TATAY	28.158	J.MASIA	22.500	5	N.ANTONELLI	1'41.788	1'42.074 (4)
6	N.ANTONELLI	27.040	A.MIGNO	24.076	A.MIGNO	28.185	I.GUEVARA	22.528	6	P.ACOSTA	1'41.882	1'41.909 (3)
7	R.FENATI	27.076	X.ARTIGAS	24.092	D.FOGGIA	28.192	X.ARTIGAS	22.547	7	S.GARCIA	1'41.905	1'42.083 (5)
8	E.BARTOLINI	27.083	S.NEPA	24.105	M.BERTELLE	28.202	P.ACOSTA	22.553	8	I.GUEVARA	1'41.956	1'42.314 (9)
9	D.BINDER	27.121	P.ACOSTA	24.107	K.TOBA	28.206	S.GARCIA	22.573	9	E.BARTOLINI	1'41.978	1'42.361 (12)
10	X.ARTIGAS	27.155	L.FELLON	24.112	E.BARTOLINI	28.226	N.ANTONELLI	22.574	10	X.ARTIGAS	1'42.094	1'42.315 (10)
11	S.NEPA	27.167	J.MASIA	24.130	S.NEPA	28.245	C.TATAY	22.587	11	C.TATAY	1'42.169	1'42.811 (17)
12	J.MCPHEE	27.187	M.BERTELLE	24.143	P.ACOSTA	28.253	K.TOBA	22.590	12	S.NEPA	1'42.176	1'42.330 (11)
13	J.ALCOBA	27.189	E.BARTOLINI	24.183	R.FENATI	28.259	D.BINDER	22.595	13	R.FENATI	1'42.181	1'42.214 (7)
14	C.TATAY	27.195	A.SASAKI	24.189	D.BINDER	28.295	R.YAMANAKA	22.596	14	D.BINDER	1'42.257	1'42.257 (8)
15	A.SASAKI	27.200	R.ROSSI	24.205	X.ARTIGAS	28.300	F.SALAC	22.609	15	A.SASAKI	1'42.409	1'42.573 (13)
16	F.SALAC	27.228	R.FENATI	24.220	A.SASAKI	28.350	R.FENATI	22.626	16	K.TOBA	1'42.475	1'42.651 (14)
17	S.GARCIA	27.247	T.SUZUKI	24.222	L.FELLON	28.355	J.ALCOBA	22.641	17	L.FELLON	1'42.522	1'42.870 (20)
18	I.GUEVARA	27.252	A.FERNANDEZ	24.226	R.ROSSI	28.371	Y.KUNII	22.648	18	J.ALCOBA	1'42.556	1'42.823 (19)
19	A.SURRA	27.295	C.TATAY	24.229	J.ALCOBA	28.395	S.NEPA	22.659	19	F.SALAC	1'42.567	1'42.929 (21)
20	R.ROSSI	27.316	Y.KUNII	24.230	J.MCPHEE	28.396	M.KOFLER	22.664	20	R.ROSSI	1'42.614	1'42.679 (16)
21	K.TOBA	27.346	D.BINDER	24.246	D.ÖNCÜ	28.402	A.SASAKI	22.670	21	J.MCPHEE	1'42.641	1'42.817 (18)
22	A.IZDIHAR	27.352	M.KOFLER	24.259	F.SALAC	28.413	L.FELLON	22.687	22	D.ÖNCÜ	1'42.708	1'43.573 (28)
23	L.FELLON	27.368	J.MCPHEE	24.275	R.YAMANAKA	28.417	A.IZDIHAR	22.708	23	R.YAMANAKA	1'42.746	1'42.947 (22)
24	R.YAMANAKA	27.376	A.IZDIHAR	24.293	A.IZDIHAR	28.504	R.ROSSI	22.722	24	M.KOFLER	1'42.832	1'43.292 (26)

These data/results cannot be reproduced, stored and/or transmitted in whole or in part by any manner of electronic, mechanical, photocopying, recording, broadcasting or otherwise now known or herein after developed without the previous express consent by the copyright owner, except for reproduction in daily press and regular printed publications on sale to the public within 60 days of the event related to those data/results and always provided that copyright symbol appears together as follows below.  
© DORNA, 2021



4226 m.

# GP OCTO DI SAN MARINO E DELLA RIVIERA DI RIMINI

## Free Practice Nr. 3

### Best Partial Times

# Moto3™

*IT* Ideal Lap Time, sum of the best partial times

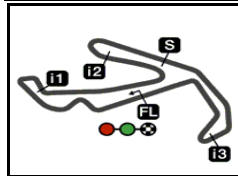
*BT* Best Lap Time

<b>T1</b>		<b>T2</b>		<b>T3</b>		<b>T4</b>				<i>IT</i>	<i>BT</i>	
<i>Pos</i>	<i>Rider</i>	<i>Time</i>	<i>Rider</i>	<i>Time</i>	<i>Rider</i>	<i>Time</i>	<i>Rider</i>	<i>Time</i>	<i>Pos</i>	<i>Rider</i>		
25	T.SUZUKI	27.392	F.SALAC	24.317	M.KOFLER	28.505	T.SUZUKI	22.753	25	<b>A.IZDIHAR</b>	1'42.857	1'43.132 (24)
26	<b>M.KOFLER</b>	<b>27.404</b>	<b>J.ALCOBA</b>	<b>24.331</b>	<b>T.SUZUKI</b>	<b>28.519</b>	<b>A.FERNANDEZ</b>	<b>22.753</b>	26	<b>T.SUZUKI</b>	1'42.886	1'43.154 (25)
27	A.FERNANDEZ	27.440	K.TOBA	24.333	A.SURRA	28.676	D.ÖNCÜ	22.769	27	<b>Y.KUNII</b>	1'43.039	1'43.042 (23)
28	<b>Y.KUNII</b>	<b>27.442</b>	<b>R.YAMANAKA</b>	<b>24.357</b>	<b>Y.KUNII</b>	<b>28.719</b>	<b>J.MCPHEE</b>	<b>22.783</b>	28	<b>A.FERNANDEZ</b>	1'43.157	1'43.525 (27)
29	D.ÖNCÜ	27.498	A.SURRA	24.494	A.FERNANDEZ	28.738	A.SURRA	22.946	29	<b>A.SURRA</b>	1'43.411	1'43.716 (29)
30	<b>G.RODRIGO</b>	<b>27.957</b>	<b>G.RODRIGO</b>	<b>25.504</b>	<b>G.RODRIGO</b>	<b>29.125</b>	<b>G.RODRIGO</b>	<b>23.382</b>	30	<b>G.RODRIGO</b>	1'45.968	1'47.987 (30)

These data/results cannot be reproduced, stored and/or transmitted in whole or in part by any manner of electronic, mechanical, photocopying, recording, broadcasting or otherwise now known or herein after developed without the previous express consent by the copyright owner, except for reproduction in daily press and regular printed publications on sale to the public within 60 days of the event related to those data/results and always provided that copyright symbol appears together as follows below.  
© DORNA, 2021

Official MotoGP Timing by **TISSOT**  
www.motogp.com






4226 m.

## GP OCTO DI SAN MARINO E DELLA RIVIERA DI RIMINI

## Free Practice Nr. 3

## Fastest Laps Sequence

<i>Practice Time</i>	 <i>Rider</i>	<i>Nation</i>	<i>Motorcycle</i>	<i>Time</i>	<i>Km/h</i>	<i>Rider's Lap</i>
3'55.360	28 Izan GUEVARA	SPA	GASGAS	1'48.806	139.8	2
4'15.268	5 Jaume MASIA	SPA	KTM	1'44.204	145.9	2
4'18.970	43 Xavier ARTIGAS	SPA	HONDA	1'43.409	147.1	2
4'34.506	7 Dennis FOGGIA	ITA	HONDA	1'43.356	147.1	2
6'02.019	37 Pedro ACOSTA	SPA	KTM	1'43.260	147.3	3
6'02.147	43 Xavier ARTIGAS	SPA	HONDA	1'43.177	147.4	3
6'17.376	7 Dennis FOGGIA	ITA	HONDA	1'42.870	147.8	3
7'44.882	37 Pedro ACOSTA	SPA	KTM	1'42.863	147.9	4
7'44.960	43 Xavier ARTIGAS	SPA	HONDA	1'42.813	147.9	4
7'59.894	7 Dennis FOGGIA	ITA	HONDA	1'42.518	148.3	4
8'23.003	23 Niccolò ANTONELLI	ITA	KTM	1'42.291	148.7	4
25'48.705	7 Dennis FOGGIA	ITA	HONDA	1'41.953	149.2	7
27'30.570	7 Dennis FOGGIA	ITA	HONDA	1'41.865	149.3	8
1:05'43.770	16 Andrea MIGNO	ITA	HONDA	1'41.680	149.6	17

These data/results cannot be reproduced, stored and/or transmitted in whole or in part by any manner of electronic, mechanical, photocopying, recording, broadcasting or otherwise now known or herein after developed without the previous express consent by the copyright owner, except for reproduction in daily press and regular printed publications on sale to the public within 60 days of the event related to those data/results and always provided that copyright symbol appears together as follows below.

© DORNA, 2021

Official MotoGP Timing by TISSOT  
www.motogp.com

Misano Adriatico, Saturday, September 18, 2021

