


4226 m.

GP OCTO DI SAN MARINO E DELLA RIVIERA DI RIMINI

Free Practice Nr. 3

Classification

10

	Rider	Nation	Team	Motorcycle	Time	Lap Total	Gap	Top Speed
1	25 Raul FERNANDEZ	SPA	Red Bull KTM Ajo	KALEX	1'37.012	13 19		247.1
2	37 Augusto FERNANDEZ	SPA	Elf Marc VDS Racing Team	KALEX	1'37.207	17 18	0.195 0.195	246.0
3	87 Remy GARDNER	AUS	Red Bull KTM Ajo	KALEX	1'37.245	18 18	0.233 0.038	247.7
4	22 Sam LOWES	GBR	Elf Marc VDS Racing Team	KALEX	1'37.295	5 19	0.283 0.050	246.0
5	23 Marcel SCHROTTER	GER	Liqui Moly Intact GP	KALEX	1'37.354	17 19	0.342 0.059	248.8
6	97 Xavi VIERGE	SPA	Petronas Sprinta Racing	KALEX	1'37.373	16 20	0.361 0.019	248.2
7	72 Marco BEZZECCHI	ITA	SKY Racing Team VR46	KALEX	1'37.455	9 20	0.443 0.082	248.8
8	62 Stefano MANZI	ITA	Flexbox HP40	KALEX	1'37.463	18 18	0.451 0.008	248.2
9	44 Aron CANET	SPA	Inde Aspar Team	BOSCOSCURO	1'37.479	19 19	0.467 0.016	247.1
10	21 Fabio DI GIANNANTONIO	ITA	Federal Oil Gresini Moto2	KALEX	1'37.482	18 18	0.470 0.003	249.4
11	9 Jorge NAVARRO	SPA	+EGO Speed Up	BOSCOSCURO	1'37.626	18 18	0.614 0.144	246.0
12	79 Ai OGURA	JPN	IDEMITSU Honda Team Asia	KALEX	1'37.743	17 19	0.731 0.117	249.4
13	35 Somkiat CHANTRA	THA	IDEMITSU Honda Team Asia	KALEX	1'37.752	17 19	0.740 0.009	248.2
14	11 Nicolò BULEGA	ITA	Federal Oil Gresini Moto2	KALEX	1'37.865	7 17	0.853 0.113	246.5
15	96 Jake DIXON	GBR	Petronas Sprinta Racing	KALEX	1'37.870	12 16	0.858 0.005	248.2
16	14 Tony ARBOLINO	ITA	Liqui Moly Intact GP	KALEX	1'37.883	7 18	0.871 0.013	250.0
17	16 Joe ROBERTS	USA	Italtrans Racing Team	KALEX	1'37.888	13 17	0.876 0.005	244.3
18	42 Marcos RAMIREZ	SPA	American Racing	KALEX	1'37.910	19 19	0.898 0.022	247.1
19	40 Hector GARZO	SPA	Flexbox HP40	KALEX	1'37.912	7 17	0.900 0.002	250.5
20	12 Thomas LUTHI	SWI	Pertamina Mandalika SAG Team	KALEX	1'37.949	13 18	0.937 0.037	244.8
21	75 Albert ARENAS	SPA	Inde Aspar Team	BOSCOSCURO	1'38.101	14 16	1.089 0.152	247.1
22	64 Bo BENDSNEYDER	NED	Pertamina Mandalika SAG Team	KALEX	1'38.117	16 17	1.105 0.016	245.4
23	55 Hafizh SYAHRIN	MAL	NTS RW Racing GP	NTS	1'38.119	9 17	1.107 0.002	247.1
24	19 Lorenzo DALLA PORTA	ITA	Italtrans Racing Team	KALEX	1'38.127	18 20	1.115 0.008	247.1
25	7 Lorenzo BALDASSARRI	ITA	MV Agusta Forward Racing	MV AGUSTA	1'38.219	7 17	1.207 0.092	243.7
26	24 Simone CORSI	ITA	MV Agusta Forward Racing	MV AGUSTA	1'38.248	5 17	1.236 0.029	245.4
27	13 Celestino VIETTI	ITA	SKY Racing Team VR46	KALEX	1'38.295	18 20	1.283 0.047	244.8
28	5 Yari MONTELLA	ITA	+EGO Speed Up	BOSCOSCURO	1'38.370	7 17	1.358 0.075	246.5
29	6 Cameron BEAUBIER	USA	American Racing	KALEX	1'38.532	17 19	1.520 0.162	247.7
30	70 Barry BALTUS	BEL	NTS RW Racing GP	NTS	1'38.728	16 19	1.716 0.196	243.2

Practice condition: **Dry**

Air: 30°

Humidity: 44%

Ground: 36°

Fastest Lap:	Lap: 13	Raul FERNANDEZ	1'37.012	156.8 Km/h
Best Race Lap:	2020	Sam LOWES	1'36.195	158.1 Km/h
All Time Lap Record:	2020	Luca MARINI	1'35.271	159.6 Km/h

The results are provisional until the end of the limit for protest and appeals.

Time limit for protest expires 30' after publication of the results - Time:

These data/results cannot be reproduced, stored and/or transmitted in whole or in part by any manner of electronic, mechanical, photocopying, recording, broadcasting or otherwise now known or herein after developed without the previous express consent by the copyright owner, except for reproduction in daily press and regular printed publications on sale to the public within 60 days of the event related to those data/results and always provided that copyright symbol appears together as follows below.

© DORNA, 2021

Official MotoGP Timing by TISSOT
www.motogp.com

Misano Adriatico, Saturday, September 18, 2021



GP OCTO DI SAN MARINO E DELLA RIVIERA DI RIMINI

Free Practice Nr. 3

Combined Free Practice Times

11

	Rider	Nation	Team	MOTORCYCLE	FP1	FP2	FP3	Gap
1	25 R.FERNANDEZ	SPA	Red Bull KTM Ajo	KALEX	1'53.844	4 1'51.883	12 1'37.012	13
2	37 A.FERNANDEZ	SPA	Elf Marc VDS Racing Team	KALEX	1'50.909	11 1'50.317	8 1'37.207	17 0.195 0.195
3	87 R.GARDNER	AUS	Red Bull KTM Ajo	KALEX	1'52.200	14 1'51.616	14 1'37.245	18 0.233 0.038
4	22 S.LOWES	GBR	Elf Marc VDS Racing Team	KALEX	1'50.718	10 1'50.821	13 1'37.295	5 0.283 0.050
5	23 M.SCHROTTER	GER	Liqui Moly Intact GP	KALEX	1'51.634	8 1'51.878	6 1'37.354	17 0.342 0.059
6	97 X.VIERGE	SPA	Petronas Sprinta Racing	KALEX	1'51.325	15 1'50.699	21 1'37.373	16 0.361 0.019
7	72 M.BEZZECCHI	ITA	SKY Racing Team VR46	KALEX	1'50.428	14 1'50.168	7 1'37.455	9 0.443 0.082
8	62 S.MANZI	ITA	Flexbox HP40	KALEX	1'51.160	10 1'50.992	15 1'37.463	18 0.451 0.008
9	44 A.CANET	SPA	Inde Aspar Team	BOSCOSCURO	1'51.577	10 1'51.436	16 1'37.479	19 0.467 0.016
10	21 F.DI GIANNANTO	ITA	Federal Oil Gresini Moto2	KALEX	1'53.761	12 1'51.332	16 1'37.482	18 0.470 0.003
11	9 J.NAVARRO	SPA	+EGO Speed Up	BOSCOSCURO	1'51.248	13 1'51.318	15 1'37.626	18 0.614 0.144
12	79 A.OGURA	JPN	IDEMITSU Honda Team Asia	KALEX	1'52.747	16 1'52.745	15 1'37.743	17 0.731 0.117
13	35 S.CHANTRA	THA	IDEMITSU Honda Team Asia	KALEX	1'50.901	13 1'50.426	16 1'37.752	17 0.740 0.009
14	11 N.BULEGA	ITA	Federal Oil Gresini Moto2	KALEX	1'50.578	13 1'50.831	16 1'37.865	7 0.853 0.113
15	96 J.DIXON	GBR	Petronas Sprinta Racing	KALEX	1'50.623	13 1'51.098	12 1'37.870	12 0.858 0.005
16	14 T.ARBOLINO	ITA	Liqui Moly Intact GP	KALEX	1'52.094	16 1'51.394	15 1'37.883	7 0.871 0.013
17	16 J.ROBERTS	USA	Italtrans Racing Team	KALEX	1'51.518	7 1'50.955	15 1'37.888	13 0.876 0.005
18	42 M.RAMIREZ	SPA	American Racing	KALEX	1'56.055	12 1'55.775	15 1'37.910	19 0.898 0.022
19	40 H.GARZO	SPA	Flexbox HP40	KALEX	1'51.460	11 1'51.383	14 1'37.912	7 0.900 0.002
20	12 T.LUTHI	SWI	Pertamina Mandalika SAG Team	KALEX	1'50.140	11 1'51.305	5 1'37.949	13 0.937 0.037
21	75 A.ARENAS	SPA	Inde Aspar Team	BOSCOSCURO	1'52.959	16 1'53.084	14 1'38.101	14 1.089 0.152
22	64 B.BENDSNEYDE	NED	Pertamina Mandalika SAG Team	KALEX	1'53.458	10 1'52.300	17 1'38.117	16 1.105 0.016
23	55 H.SYHRIN	MAL	NTS RW Racing GP	NTS	1'51.790	12 1'50.887	14 1'38.119	9 1.107 0.002
24	19 L.DALLA PORTA	ITA	Italtrans Racing Team	KALEX	1'52.095	16 1'53.629	14 1'38.127	18 1.115 0.008
25	7 L.BALDASSARRI	ITA	MV Agusta Forward Racing	MV AGUSTA	1'52.211	14 1'51.388	16 1'38.219	7 1.207 0.092
26	24 S.CORSI	ITA	MV Agusta Forward Racing	MV AGUSTA	1'51.799	18 1'52.969	7 1'38.248	5 1.236 0.029
27	13 C.VIETTI	ITA	SKY Racing Team VR46	KALEX	1'52.830	17 1'51.550	17 1'38.295	18 1.283 0.047
28	5 Y.MONTELLA	ITA	+EGO Speed Up	BOSCOSCURO	1'51.675	15 1'51.467	8 1'38.370	7 1.358 0.075
29	6 C.BEAUBIER	USA	American Racing	KALEX	1'52.197	10 1'51.532	14 1'38.532	17 1.520 0.162
30	70 B.BALTUS	BEL	NTS RW Racing GP	NTS	1'51.652	17 1'51.271	18 1'38.728	16 1.716 0.196

Pole Position Record:	2020	Luca MARINI	1'35.271	159.6 Km/h
Best Race Lap:	2020	Sam LOWES	1'36.195	158.1 Km/h
All Time Lap Record:	2020	Luca MARINI	1'35.271	159.6 Km/h

The results are provisional until the end of the limit for protest and appeals.

Time limit for protest expires 60' after publication of the results - Time:

These data/results cannot be reproduced, stored and/or transmitted in whole or in part by any manner of electronic, mechanical, photocopying, recording, broadcasting or otherwise now known or herein after developed without the previous express consent by the copyright owner, except for reproduction in daily press and regular printed publications on sale to the public within 60 days of the event related to those data/results and always provided that copyright symbol appears together as follows below.

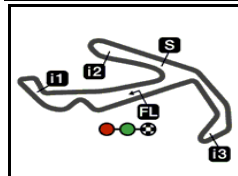
© DORNA, 2021

Official MotoGP Timing by TISSOT
www.motogp.com

Misano Adriatico, Saturday, September 18, 2021







4226 m.

GP OCTO DI SAN MARINO E DELLA RIVIERA DI RIMINI

Free Practice Nr. 3

Top Speed & Average

12

Rider	Nation	Motorcycle	Top 5 speeds					Average	Top
40 Hector GARZO	SPA	KALEX	250.5	250.0	250.0	250.0	249.4	249.9	250.5
14 Tony ARBOLINO	ITA	KALEX	250.0	249.4	248.8	248.8	248.2	248.7	250.0
21 Fabio DI GIANNANTONIO	ITA	KALEX	249.4	246.0	245.4	245.4	245.4	246.3	249.4
79 Ai OGURA	JPN	KALEX	249.4	248.2	246.5	246.5	246.5	247.4	249.4
23 Marcel SCHROTTER	GER	KALEX	248.8	248.2	247.7	247.7	247.1	247.9	248.8
72 Marco BEZZECCHI	ITA	KALEX	248.8	248.2	247.7	247.7	247.1	247.9	248.8
35 Somkiat CHANTRA	THA	KALEX	248.2	247.7	247.7	246.0	245.4	246.5	248.2
62 Stefano MANZI	ITA	KALEX	248.2	247.7	247.7	247.1	246.0	247.1	248.2
96 Jake DIXON	GBR	KALEX	248.2	247.7	247.1	246.0	246.0	247.0	248.2
97 Xavi VIERGE	SPA	KALEX	248.2	247.7	247.7	247.7	247.1	247.7	248.2
6 Cameron BEAUBIER	USA	KALEX	247.7	247.1	246.5	246.5	246.5	246.9	247.7
87 Remy GARDNER	AUS	KALEX	247.7	247.1	246.5	246.5	246.0	246.8	247.7
19 Lorenzo DALLA PORTA	ITA	KALEX	247.1	247.1	246.5	246.0	246.0	246.3	247.1
25 Raul FERNANDEZ	SPA	KALEX	247.1	247.1	247.1	246.5	246.5	246.8	247.1
42 Marcos RAMIREZ	SPA	KALEX	247.1	247.1	246.5	246.0	246.0	246.5	247.1
44 Aron CANET	SPA	BOSCOSCURO	247.1	246.0	246.0	246.0	246.0	246.2	247.1
55 Hafizh SYHRIN	MAL	NTS	247.1	246.0	246.0	246.0	245.4	246.1	247.1
75 Albert ARENAS	SPA	BOSCOSCURO	247.1	246.5	246.5	246.5	246.0	246.4	247.1
5 Yari MONTELLA	ITA	BOSCOSCURO	246.5	245.4	245.4	245.4	244.8	245.4	246.5
11 Nicolò BULEGA	ITA	KALEX	246.5	246.5	246.0	245.4	245.4	245.8	246.5
9 Jorge NAVARRO	SPA	BOSCOSCURO	246.0	246.0	246.0	245.4	245.4	245.8	246.0
22 Sam LOWES	GBR	KALEX	246.0	245.4	245.4	244.3	244.3	244.9	246.0
37 Augusto FERNANDEZ	SPA	KALEX	246.0	246.0	245.4	245.4	245.4	245.6	246.0
24 Simone CORSI	ITA	MV AGUSTA	245.4	244.8	244.8	244.8	244.3	244.8	245.4
64 Bo BENDSNEYDER	NED	KALEX	245.4	244.8	244.8	244.3	244.3	244.7	245.4
12 Thomas LUTHI	SWI	KALEX	244.8	244.3	244.3	243.7	243.2	243.8	244.8
13 Celestino VIETTI	ITA	KALEX	244.8	244.8	244.3	244.3	243.7	244.3	244.8
16 Joe ROBERTS	USA	KALEX	244.3	243.7	243.7	243.2	243.2	243.6	244.3
7 Lorenzo BALDASSARRI	ITA	MV AGUSTA	243.7	243.2	243.2	242.1	242.1	242.9	243.7
70 Barry BALTUS	BEL	NTS	243.2	243.2	242.6	242.6	242.1	242.5	243.2

These data/results cannot be reproduced, stored and/or transmitted in whole or in part by any manner of electronic, mechanical, photocopying, recording, broadcasting or otherwise now known or herein after developed without the previous express consent by the copyright owner, except for reproduction in daily press and regular printed publications on sale to the public within 60 days of the event related to those data/results and always provided that copyright symbol appears together as follows below.

© DORNA, 2021

Official MotoGP Timing by TISSOT
www.motogp.com



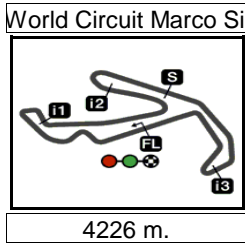
Misano Adriatico, Saturday, September 18, 2021

GP OCTO DI SAN MARINO E DELLA RIVIERA DI RIMINI

Free Practice Nr. 3

Chronological Analysis of Performances

13



4226 m.

* Lap / Sector time cancelled

T1 Time from finish line to 1st intermediate

T3 Time from 2nd intermed. to 3rd intermed.

P Crossing the finish line in pit lane

T2 Time from 1st intermed. to 2nd intermed.

T4 Time from 3rd intermediate to finish line

Lap	Lap Time	T1	T2	T3	T4	Speed	Lap	Lap Time	T1	T2	T3	T4	Speed	
1st	25	Raul FERNANDEZ Red Bull KTM Ajo SPA						2	1'39.915 *	27.463	23.047	27.111 *	22.294	246.0
		Runs=1	Total laps=19	Full laps=13			3	1'38.708	27.118	22.613	26.778	22.199	247.1	
1	2'43.926	34.634	24.244	27.893	22.706	245.4	4	1'38.720	27.216	22.580	26.810	22.114	244.8	
2	1'39.549	27.317	22.924	26.904	22.404	246.0	5	1'37.972	26.811	22.541	26.706	21.914	244.8	
3	1'38.883 *	27.001	22.655	27.082 *	22.145	246.5	6	1'43.572 *	26.792	22.427	29.078 *	25.275	244.8	
4	1'38.538	27.008	22.587	26.781	22.162	247.1	7	1'38.297	26.908	22.433	27.064	21.892	247.7	
5	1'38.460	27.024	22.561	26.753	22.122	245.4	8	1'37.741	26.781	22.404	26.654	21.902	246.5	
6	1'37.970	26.827	22.489	26.611	22.043	246.5	9	1'37.713	26.848	22.423	26.586	21.856	245.4	
7	1'37.677	26.836	22.393	26.482	21.966	247.1	10	1'35.815 P	26.947	22.541	27.297	19.030	243.2	
8	1'38.906 *	26.860	22.374	26.646	23.026 *	246.0	11	2'02.169	38.370	24.745	29.383	29.671	228.3	
9	1'38.082	26.871	22.347	26.486	22.378	244.8	12	1'38.923	27.134	22.674	27.028	22.087	241.0	
10	1'44.633 P	33.59 *	23.785	29.032	18.222	240.5	13	1'38.032 *	26.799	22.343	26.936	21.954 *	242.6	
11	1'52.560	36.635	24.188	28.772	22.965	233.7	14	1'37.703	26.716	22.378	26.621	21.988	243.2	
12	1'37.568	26.873	22.370	26.508	21.817	246.0	15	1'47.341 *	26.775	22.347	27.180 *	31.039	242.6	
13	1'37.012	26.543	22.235	26.411	21.823	244.8	16	1'37.433 *	26.737	22.354	26.556	21.786 *	244.8	
14	1'37.120	26.674	22.246	26.404	21.796	245.4	17	1'38.250	26.637	22.342	26.718	22.553	246.5	
15	1'37.160	26.695	22.199	26.424	21.842	246.5	18	1'37.245	26.702	22.298	26.500	21.745	243.2	
16	1'37.437	26.847	22.276	26.477	21.837	244.8								
17	1'37.231	26.702	22.270	26.429	21.830	247.1	4th	22	Sam LOWES Elf Marc VDS Racing GBR					
18	1'48.979 *	34.25 *	23.713	28.183	22.827	243.7			Runs=1	Total laps=19	Full laps=13			
19	1'37.054	26.646	22.267	26.454	21.687	246.5	1	2'49.273 *	36.810	24.081	28.354 *	22.866	243.2	
							2	1'38.606	27.248	22.609	26.760	21.989	245.4	
2nd	37	Augusto FERNAND Elf Marc VDS Racing SPA					3	1'37.483	26.823	22.351	26.518	21.791	245.4	
		Runs=1	Total laps=18	Full laps=12			4	1'39.871 *	27.833	22.677	27.128 *	22.233	244.3	
1	2'26.874	34.998	23.927	28.394	22.667	244.3	5	1'37.295	26.689	22.344	26.460	21.802	244.3	
2	1'40.110	27.377	22.925	27.447	22.361	245.4	6	1'37.856	26.821	22.306	26.675	22.054	244.3	
3	1'38.874	27.056	22.684	27.010	22.124	245.4	7	1'37.588 *	26.870	22.319	26.488	21.911 *	246.0	
4	1'39.278 *	26.925	23.201	27.081 *	22.071	246.0	8	1'42.582 *	31.122	22.604	26.709	22.147 *	242.6	
5	1'38.188	26.882	22.467	26.912	21.927	245.4	9	1'37.911	26.842	22.383	26.662	22.024	243.2	
6	1'37.823	26.792	22.480	26.659	21.892	246.0	10	1'39.819 P	30.65 *	23.045	27.984	18.132	237.3	
7	1'37.813	26.784	22.382	26.770	21.877	244.8	11	1'57.050	42.625	24.019	27.677	22.729	237.3	
8	1'38.179 *	26.780	22.362	26.770	22.267 *	244.8	12	1'38.787	27.351	22.697	26.706	22.033	242.1	
9	1'37.823	26.710	22.388	26.808	21.917	243.7	13	1'37.991	26.905	22.531	26.579	21.976	242.1	
10	1'33.954 P	26.830	22.448	27.219	17.457	243.2	14	1'37.874	26.918	22.462	26.560	21.934	241.6	
11	1'47.027	34.094	23.578	27.190	22.165	241.6	15	1'37.716	26.853	22.472	26.528	21.863	242.1	
12	1'37.964	26.815	22.591	26.573	21.985	243.2	16	1'37.557	26.676	22.360	26.562	21.959	242.6	
13	1'37.641 *	26.677	22.438	26.662	21.864 *	243.2	17	1'51.755	27.298	30.751	31.466	22.240	141.5	
14	1'37.411	26.776	22.321	26.601	21.713	243.7	18	1'38.276	27.135	22.567	26.589	21.985	242.6	
15	1'37.432	26.658	22.425	26.499	21.850	244.3	19	1'38.499	26.840	22.420	26.932	22.307	244.3	
16	1'37.329	26.625	22.327	26.607	21.770	244.8								
17	1'37.207	26.641	22.354	26.491	21.721	244.3	5th	23	Marcel SCHROTTE Liqui Moly Intact GP GER					
18	1'37.419	26.741	22.288	26.588	21.802	243.7			Runs=1	Total laps=19	Full laps=11			
							1	2'34.902	40.241	26.988	30.351	22.581	224.0	
3rd	87	Remy GARDNER Red Bull KTM Ajo AUS					2	1'39.757 *	27.601	22.890	27.188 *	22.078	247.1	
		Runs=1	Total laps=18	Full laps=10			3	1'39.003 *	27.181	22.794	27.069 *	21.959	247.7	
1	2'07.813	33.673	24.003	36.861	26.830	103.0	4	1'38.285	27.139	22.499	26.781	21.866	247.7	

Fastest Lap: Raul FERNANDEZ Red Bull KTM Ajo SPA **1'37.012** 26.543 22.235 26.411 21.823

These data/results cannot be reproduced, stored and/or transmitted in whole or in part by any manner of electronic, mechanical, photocopying, recording, broadcasting or otherwise now known or herein after developed without the previous express consent by the copyright owner, except for reproduction in daily press and regular printed publications on sale to the public within 60 days of the event related to those data/results and always provided that copyright symbol appears together as follows below.
© DORNA, 2021

Free Practice Nr. 3

Moto2

Lap	Lap Time	T1	T2	T3	T4	Speed	Lap	Lap Time	T1	T2	T3	T4	Speed
5	1'38.226	27.065	22.476	26.758	21.927	248.8	16	1'38.080	27.098	22.295	26.761	21.926	242.6
6	1'48.329 *	27.017	22.642	28.482*	30.188	227.3	17	1'48.431	27.117	24.022	30.244	27.048	237.3
7	1'38.385	27.046	22.468	26.911	21.960	248.2	18	1'38.555	27.090	22.958	26.576	21.931	244.3
8	1'37.917 *	27.014	22.344	26.720	21.839*	245.4	19	1'37.911 *	27.04*	22.376	26.656	21.836	243.2
9	1'38.033	26.916	22.500	26.899	21.718	245.4	20	1'37.460	26.891	22.274	26.503	21.792	244.3
10	1'37.873	26.876	22.346	26.676	21.975	244.3	8th 62 Stefano MANZI Flexbox HP40 ITA						
11	1'37.725 P	28.294	24.840	28.113	16.478	237.3	Runs=1 Total laps=18 Full laps=12						
12	1'48.876	34.487	23.818	27.485	23.086	240.0	1	2'16.102	35.963	24.508	28.351	22.698	245.4
13	1'38.251	27.023	22.581	26.812	21.835	243.2	2	1'39.860	27.582	22.789	27.542	21.947	243.2
14	1'37.754	26.821	22.427	26.715	21.791	243.2	3	1'38.552	27.103	22.637	26.896	21.916	247.1
15	1'37.623	26.823	22.424	26.613	21.763	244.3	4	1'38.204 *	26.915	22.626	26.896*	21.767	247.7
16	1'37.646	26.839	22.417	26.637	21.753	243.7	5	1'37.729	26.798	22.446	26.659	21.826	247.7
17	1'37.354	26.863	22.241	26.589	21.661	245.4	6	1'37.945	26.842	22.539	26.714	21.850	248.2
18	1'49.380 *	32.23*	25.238	28.569	23.341	243.7	7	1'42.466	30.303	23.326	26.872	21.965	245.4
19	1'37.861	26.954	22.284	26.824	21.799	244.8	8	1'38.043	26.959	22.410	26.701	21.973	246.0
6th 97 Xavi VIERGE Petronas Sprinta Raci SPA							9	1'37.907	26.816	22.405	26.771	21.915	246.0
Runs=1 Total laps=20 Full laps=15							10	1'45.351 P	30.57*	27.932	29.983	16.859	226.8
1	2'11.505	35.462	24.144	27.683	22.427	246.5	11	2'00.283	37.858	23.974	36.137	22.314	167.1
2	1'39.348	27.251	22.984	27.003	22.110	247.7	12	1'38.501	26.959	22.680	26.946	21.916	242.1
3	1'38.362	26.941	22.631	26.859	21.931	247.7	13	1'38.083	26.838	22.481	26.851	21.913	243.2
4	1'37.925	26.814	22.430	26.779	21.902	248.2	14	1'48.270 *	35.51*	22.949	27.509	22.300	243.7
5	1'45.658	26.964	29.285	27.457	21.952	243.7	15	1'37.700	26.815	22.441	26.611	21.833	244.3
6	1'37.879	26.838	22.513	26.697	21.831	247.1	16	1'56.181 *	32.62*	25.931	35.535*	22.088	136.0
7	1'38.211	26.819	22.658	26.772	21.962	246.0	17	1'37.479	26.822	22.437	26.484	21.736	244.8
8	1'37.882	26.825	22.458	26.658	21.941	246.0	18	1'37.463	26.724	22.319	26.485	21.935	245.4
9	1'37.770	26.921	22.337	26.619	21.893	244.8	9th 44 Aron CANET Inde Aspar Team SPA						
10	1'33.516 P	26.827	22.359	26.755	17.575	244.8	Runs=1 Total laps=19 Full laps=13						
11	1'48.721	35.121	23.649	27.657	22.294	238.9	1	2'09.521	35.475	23.635	27.181	22.526	244.8
12	1'38.259	26.932	22.543	26.756	22.028	243.2	2	1'39.110 *	27.363	22.759	26.756*	22.232	246.0
13	1'37.549	26.702	22.355	26.670	21.822	243.7	3	1'38.297	27.130	22.561	26.579	22.027	247.1
14	1'38.512	26.867	22.944	26.762	21.939	242.6	4	1'38.526	27.433	22.456	26.580	22.057	246.0
15	1'37.749	26.723	22.352	26.708	21.966	243.2	5	1'38.226	27.025	22.612	26.412	22.177	246.0
16	1'37.373	26.789	22.264	26.479	21.841	244.3	6	1'37.864	26.877	22.446	26.451	22.090	245.4
17	1'46.812	26.876	22.532	35.258	22.146	147.9	7	1'38.137	27.006	22.556	26.527	22.048	244.8
18	1'44.220 *	28.82*	26.693	26.812	21.887	244.3	8	1'38.028	26.971	22.450	26.444	22.163	244.3
19	1'37.814 *	26.80*	22.454	26.631	21.920	244.3	9	1'40.283	27.009	22.488	28.872	21.914	178.2
20	1'37.653	26.805	22.290	26.680	21.878	247.7	10	1'35.214 P	26.974	22.546	26.974	18.720	242.1
7th 72 Marco BEZZECCHI SKY Racing Team VR ITA							11	1'50.989	34.453	23.455	28.183	24.898	225.0
Runs=1 Total laps=20 Full laps=14							12	1'38.195	26.955	22.505	26.648	22.087	243.7
1	2'06.954	34.769	24.347	37.995	25.710	104.5	13	1'38.547	27.224	22.523	26.905	21.895	246.0
2	1'42.963 *	27.833	25.459	27.249*	22.422	247.1	14	1'37.526	26.767	22.356	26.536	21.867	242.6
3	1'38.186	27.133	22.513	26.508	22.032	246.5	15	1'46.076 *	26.870	22.437	34.831*	21.938	231.7
4	1'39.958 *	27.052	22.430	28.404*	22.072	239.4	16	1'51.313	26.852	24.048	30.100	30.313	237.3
5	1'37.852	26.969	22.386	26.491	22.006	248.2	17	1'37.659	26.805	22.321	26.553	21.980	244.8
6	1'37.907	26.969	22.472	26.540	21.926	247.7	18	1'43.448 *	26.89*	22.650	28.251	25.653	244.3
7	1'37.898	26.922	22.521	26.493	21.962	247.7	19	1'37.479	26.830	22.313	26.476	21.860	246.0
8	1'37.802	26.863	22.353	26.593	21.993	245.4	10th 21 Fabio DI GIANNANT Federal Oil Gresini M ITA						
9	1'37.455	26.764	22.151	26.593	21.947	246.5	Runs=1 Total laps=18 Full laps=13						
10	1'35.766 P	28.86*	22.580	26.934	17.385	243.7	1	2'09.074	36.954	23.824	27.711	22.738	240.0
11	1'48.244	34.014	23.501	27.714	23.015	235.2	2	1'39.211	27.303	22.761	26.915	22.232	245.4
12	1'38.462	27.140	22.470	26.769	22.083	246.5	3	1'38.570	27.080	22.592	26.753	22.145	245.4
13	1'38.690	27.132	22.358	26.969	22.231	248.8	4	1'39.242	27.606	22.561	26.964	22.111	249.4
14	1'37.732	26.973	22.375	26.508	21.876	242.6	5	1'38.452	27.000	22.682	26.718	22.052	244.3
15	1'45.317	26.999	27.249	28.483	22.586	241.6							

Fastest Lap: Raul FERNANDEZ Red Bull KTM Ajo SPA **1'37.012** 26.543 22.235 26.411 21.823

These data/results cannot be reproduced, stored and/or transmitted in whole or in part by any manner of electronic, mechanical, photocopying, recording, broadcasting or otherwise now known or herein after developed without the previous express consent by the copyright owner, except for reproduction in daily press and regular printed publications on sale to the public within 60 days of the event related to those data/results and always provided that copyright symbol appears together as follows below.
© DORNA, 2021

Official MotoGP Timing by TISSOT
www.motogp.com

Misano Adriatico, Saturday, September 18, 2021 Page 2 of 6

moto2



Free Practice Nr. 3

Moto2

Lap	Lap Time	T1	T2	T3	T4	Speed	Lap	Lap Time	T1	T2	T3	T4	Speed
							13th	35	Somkiat CHANTRA IDEMITSU Honda Te THA				
									Runs=1	Total laps=19	Full laps=11		
6	1'38.365	26.860	22.556	26.776	22.173	246.0	1	2'07.466	36.497	24.323	27.800	22.838	244.3
7	1'43.543	27.045	25.965	28.320	22.213	242.6	2	1'39.628	* 27.532	22.931	26.790*	22.375	245.4
8	1'38.033	26.874	22.492	26.614	22.053	245.4	3	1'39.261	27.227	22.883	26.712	22.439	245.4
9	1'37.950	26.866	22.397	26.669	22.018	243.2	4	1'39.590	* 27.661	22.715	27.082*	22.132*	248.2
10	1'38.445	P 30.08*	23.586	27.649	17.130	238.4	5	1'39.161	27.363	22.766	26.792	22.240	246.0
11	1'58.292	* 35.467	23.683	30.151*	28.991	234.7	6	1'39.263	27.390	22.755	27.015	22.103	247.7
12	1'38.474	26.923	22.709	26.730	22.112	241.6	7	1'38.509	27.007	22.710	26.691	22.101	247.7
13	1'37.815	* 26.729	22.460	26.656	21.970*	242.1	8	1'48.732	27.039	22.631	36.212	22.850	96.6
14	1'37.971	26.807	22.480	26.572	22.112	242.6	9	1'40.479	* 27.580	23.061	27.207*	22.631	243.2
15	1'37.850	26.777	22.480	26.602	21.991	242.6	10	1'34.616	P 27.228	23.328	27.027	17.033	242.6
16	2'03.274	* 41.02*	26.429	31.047	24.769	219.9	11	1'53.521	39.336	23.997	27.463	22.725	238.4
17	1'38.114	26.925	22.561	26.610	22.018	243.2	12	1'39.695	27.292	23.164	26.865	22.374	241.6
18	1'37.482	26.686	22.440	26.534	21.822	243.2	13	1'38.385	27.046	22.624	26.600	22.115	241.0
							11th	9	Jorge NAVARRO +EGO Speed Up SPA				
									Runs=1	Total laps=18	Full laps=11		
1	1'57.177	35.721	23.810	28.068	22.653	243.7	14	1'40.480	* 29.07*	22.735	26.653	22.020*	243.2
2	1'39.617	* 27.302	22.898	27.178*	22.239	245.4	15	1'37.965	26.968	22.503	26.554	21.940	243.7
3	1'38.502	26.878	22.575	26.960	22.089	246.0	16	1'43.228	26.945	22.606	31.331	22.346	150.8
4	1'38.305	26.914	22.456	26.888	22.047	246.0	17	1'37.752	26.904	22.492	26.385	21.971	244.8
5	1'42.990	28.609	24.621	27.602	22.158	241.6	18	1'38.288	27.003	22.485	26.758	22.042	245.4
6	1'42.487	26.990	22.436	27.609	25.452	244.8	19	1'38.963	* 27.237	22.739	26.794	22.193*	242.6
7	1'38.118	* 26.845	22.534	26.744*	21.995	245.4							
8	1'38.141	26.939	22.544	26.687	21.971	244.3							
9	1'39.012	P 27.522	22.980	27.565	20.945	242.6							
10	1'48.894	35.746	23.460	27.444	22.244	238.4							
11	1'45.106	26.969	22.526	27.052	28.559	243.7							
12	1'42.141	27.187	22.790	30.082	22.082	241.0							
13	1'38.481	* 27.046	22.427	26.917	22.091*	242.6							
14	1'38.309	26.902	22.520	26.827	22.060	243.7							
15	1'38.533	27.132	22.415	26.855	22.131	243.7							
16	1'56.031	* 35.48*	23.957	34.536	22.056	194.5							
17	1'37.942	27.054	22.349	26.682	21.857	244.3							
18	1'37.626	26.889	22.276	26.618	21.843	246.0							
							14th	11	Nicolò BULEGA Federal Oil Gresini M ITA				
									Runs=1	Total laps=17	Full laps=11		
1	2'44.453	* 36.458	23.779	27.797*	22.831	242.6	1	2'44.453	* 36.458	23.779	27.797*	22.831	242.6
2	1'39.323	27.319	22.797	26.952	22.255	245.4	2	1'39.323	27.319	22.797	26.952	22.255	245.4
3	1'38.929	27.160	22.593	27.000	22.176	246.0	3	1'38.929	27.160	22.593	27.000	22.176	246.0
4	1'38.587	27.057	22.595	26.777	22.158	246.5	4	1'38.587	27.057	22.595	26.777	22.158	246.5
5	1'38.463	27.066	22.513	26.759	22.125	245.4	5	1'38.463	27.066	22.513	26.759	22.125	245.4
6	1'37.994	26.901	22.605	26.562	21.926	245.4	6	1'37.994	26.901	22.605	26.562	21.926	245.4
7	1'37.865	26.908	22.490	26.494	21.973	246.5	7	1'37.865	26.908	22.490	26.494	21.973	246.5
8	1'38.450	* 26.867	22.423	26.638	22.522*	244.8	8	1'38.450	* 26.867	22.423	26.638	22.522*	244.8
9	1'38.072	27.013	22.448	26.569	22.042	244.8	9	1'38.072	27.013	22.448	26.569	22.042	244.8
10	1'41.352	P 29.97*	25.288	28.018	18.068	237.8	10	1'41.352	P 29.97*	25.288	28.018	18.068	237.8
11	2'00.188	38.564	26.193	32.860	22.571	165.8	11	2'00.188	38.564	26.193	32.860	22.571	165.8
12	1'41.002	* 28.488	23.478	26.957	22.079*	242.6	12	1'41.002	* 28.488	23.478	26.957	22.079*	242.6
13	1'38.786	27.049	22.541	27.048	22.148	244.3	13	1'38.786	27.049	22.541	27.048	22.148	244.3
14	1'38.151	26.975	22.478	26.663	22.035	244.8	14	1'38.151	26.975	22.478	26.663	22.035	244.8
15	1'56.010	* 36.10*	23.827	33.805	22.271	241.6	15	1'56.010	* 36.10*	23.827	33.805	22.271	241.6
16	1'38.042	27.038	22.518	26.528	21.958	245.4	16	1'38.042	27.038	22.518	26.528	21.958	245.4
17	1'37.958	26.983	22.422	26.537	22.016	244.3	17	1'37.958	26.983	22.422	26.537	22.016	244.3
							15th	96	Jake DIXON Petronas Sprinta Raci GBR				
									Runs=3	Total laps=17	Full laps=8		
1	2'10.014	35.862	24.059	27.790	22.528	244.8	1	2'10.014	35.862	24.059	27.790	22.528	244.8
2	1'40.003	27.350	22.895	27.404	22.354	247.7	2	1'40.003	27.350	22.895	27.404	22.354	247.7
3	1'38.325	27.186	22.577	26.698	21.864	248.2	3	1'38.325	27.186	22.577	26.698	21.864	248.2
4	1'38.428	26.996	22.444	27.012	21.976	244.3	4	1'38.428	26.996	22.444	27.012	21.976	244.3
5	1'38.401	* 27.121	22.515	26.666*	22.099	247.1	5	1'38.401	* 27.121	22.515	26.666*	22.099	247.1
6	1'38.224	* 27.083	22.493	26.717*	21.931	246.0	6	1'38.224	* 27.083	22.493	26.717*	21.931	246.0
7	1'42.307	26.933	25.961	27.351	22.062	246.0	7	1'42.307	26.933	25.961	27.351	22.062	246.0
8	1'32.942	P 27.072	22.565	26.897	16.408	244.8	8	1'32.942	P 27.072	22.565	26.897	16.408	244.8
9	1'50.656	35.220	24.578	28.239	22.619	237.8	9	1'50.656	35.220	24.578	28.239	22.619	237.8
10	1'39.331	27.222	22.988	26.998	22.123	239.4	10	1'39.331	27.222	22.988	26.998	22.123	239.4
11	1'38.583	27.004	22.675	26.749	22.155	241.6	11	1'38.583	27.004	22.675	26.749	22.155	241.6

Fastest Lap: Raul FERNANDEZ Red Bull KTM Ajo SPA **1'37.012** 26.543 22.235 26.411 21.823

These data/results cannot be reproduced, stored and/or transmitted in whole or in part by any manner of electronic, mechanical, photocopying, recording, broadcasting or otherwise now known or herein after developed without the previous express consent by the copyright owner, except for reproduction in daily press and regular printed publications on sale to the public within 60 days of the event related to those data/results and always provided that copyright symbol appears together as follows below.
© DORNA, 2021



Free Practice Nr. 3

Moto2

Lap	Lap Time	T1	T2	T3	T4	Speed	Lap	Lap Time	T1	T2	T3	T4	Speed		
12	1'37.870	26.864	22.469	26.670	21.867	242.6	7	1'38.614	27.092	22.523	26.969	22.030	246.5		
13	1'36.716 P	28.815	23.515	27.719	16.667	237.8	8	1'38.200	26.816	22.450	26.853	22.081	245.4		
14	1'51.838	36.675	23.882	27.434	23.847	242.1	9	1'42.569 *	28.68*	23.277	28.370	22.240	231.2		
15	1'38.015	26.954	22.529	26.692	21.840	244.3	10	1'41.330 P	31.018	23.263	27.850	19.199	241.6		
16	1'58.407 *	33.23*	27.605	33.822	23.746	183.6	11	1'52.986	39.740	23.582	27.536	22.128	241.6		
	PIT	3'08.887	31.740	33.163	18.843	206.5	12	1'42.984	27.034	22.588	27.034	26.328	243.7		
16th	14	Tony ARBOLINO					Liqui Moly Intact GP			ITA					
		Runs=1	Total laps=18	Full laps=10											
1	2'31.947	37.729	25.233	27.914	22.812	246.5	13	1'39.048	27.150	22.859	27.100	21.939	243.7		
2	1'41.197 *	27.751	22.862	28.157*	22.427	249.4	14	1'38.375 *	26.953	22.538	26.954	21.930*	243.7		
3	1'39.505	27.445	22.655	27.238	22.167	248.2	15	1'40.613	26.898	22.555	27.141	24.019	243.7		
4	1'38.999	27.370	22.647	26.994	21.988	247.7	16	1'38.223	27.016	22.512	26.810	21.885	244.3		
5	1'38.411	27.037	22.500	26.924	21.950	248.2	17	1'57.164 *	34.14*	30.984	28.790	23.242	227.8		
6	1'49.532	27.042	22.498	27.001	32.991	248.2	18	1'38.046	26.945	22.535	26.733	21.833	244.8		
7	1'37.883	27.117	22.307	26.597	21.862	250.0	19	1'37.910	26.826	22.447	26.784	21.853	244.3		
8	1'38.190 *	27.074	22.455	26.714	21.947*	248.8	19th 40 Hector GARZO						Flexbox HP40		SPA
9	1'37.895	26.933	22.394	26.676	21.892	248.8			Runs=2	Total laps=17	Full laps=9				
10	1'45.389 P	30.72*	23.386	30.994*	20.286	216.4	1	2'12.185	35.931	23.962	28.011	22.719	250.0		
11	2'15.068	49.252	28.060	29.546	28.210	222.6	2	1'39.130	27.347	22.753	26.956	22.074	250.0		
12	1'39.642 *	27.454	22.792	27.156	22.240*	244.8	3	1'38.048	26.955	22.429	26.770	21.894	250.0		
13	1'38.463 *	27.048	22.576	26.840	21.999*	246.0	4	1'38.927	27.026	22.449	27.109	22.343	249.4		
14	1'38.025	27.028	22.462	26.666	21.869	247.1	5	1'38.172 *	26.950	22.330	26.813*	22.079	248.2		
15	1'37.948	26.960	22.419	26.618	21.951	246.0	6	1'37.940	26.806	22.330	26.939	21.865	250.5		
16	1'39.061	27.006	22.428	26.803	22.824	246.5	7	1'37.912	27.142	22.339	26.602	21.829	248.8		
17	1'39.212 *	27.098	22.526	27.480*	22.108	246.0	8	1'38.356	26.902	22.456	26.824	22.174	249.4		
18	1'38.480	27.246	22.428	26.679	22.127	248.2	9	1'46.715 *	33.89*	22.963	27.888	21.966*	246.0		
17th 16 Joe ROBERTS							Italtrans Racing Team			USA					
		Runs=1	Total laps=17	Full laps=10			10	1'42.457 P	28.632	23.009	29.685*	21.131	239.4		
1	2'28.938	37.597	24.875	28.136	23.197	242.1	11	1'50.665	36.715	23.406	27.868	22.676	241.6		
2	1'40.123	27.775	22.977	27.180	22.191	243.2	12	1'40.164	27.602	22.792	27.558	22.212	244.8		
3	1'38.934	27.290	22.742	26.892	22.010	243.2	13	3'20.119 P	27.279	22.509	26.884	2'03.447	245.4		
4	1'38.359	26.947	22.684	26.758	21.970	243.7	14	1'51.486 *	37.058	24.002	27.910	22.516*	242.6		
5	1'38.292	26.998	22.635	26.638	22.021	244.3	15	1'39.075	27.340	22.681	26.996	22.058	243.2		
6	1'38.181	26.949	22.550	26.724	21.958	243.7	16	1'43.464 *	27.97*	23.063	28.345*	24.077	243.2		
7	1'57.339	30.061	25.234	39.779	22.265	84.6	17	1'38.189	27.002	22.393	26.878	21.916	245.4		
8	1'39.364 *	27.211	22.783	27.019	22.351*	240.5	20th 12 Thomas LUTHI						Pertamina Mandalika		SWI
9	1'38.421 P	27.095	22.728	29.745	18.853	236.8			Runs=1	Total laps=18	Full laps=13				
10	1'57.043	40.572	24.633	29.246	22.592	218.6	1	2'02.897	35.847	23.961	28.656	22.942	241.6		
11	1'39.598	27.405	22.835	27.155	22.203	239.4	2	1'39.951 *	27.576	22.930	27.483*	21.962	242.6		
12	1'38.489 *	26.962	22.553	26.845	22.129*	240.5	3	1'38.777	27.086	22.706	27.106	21.879	243.2		
13	1'37.888	26.864	22.503	26.645	21.876	241.6	4	1'38.225	26.972	22.542	26.845	21.866	244.3		
14	1'38.528 *	27.027	22.481	26.872*	22.148	239.4	5	1'38.024	26.890	22.528	26.715	21.891	244.8		
15	1'43.404	26.916	22.520	31.776	22.192	132.3	6	1'38.196	26.909	22.454	26.865	21.968	244.3		
16	1'39.993	27.613	23.213	26.960	22.207	241.0	7	1'38.375	26.995	22.540	26.876	21.964	243.2		
17	1'42.471 *	26.895	22.689	30.210*	22.677	233.7	8	1'38.076	26.963	22.491	26.767	21.855	242.6		
18th 42 Marcos RAMIREZ							American Racing			SPA					
		Runs=1	Total laps=19	Full laps=12			9	1'38.032	26.860	22.412	26.900	21.860	242.1		
1	1'57.895	35.850	24.042	28.828	22.809	221.7	10	1'42.723 P	35.59*	22.977	26.978	17.174	241.6		
2	1'40.222	27.479	23.106	27.318	22.319	246.0	11	1'52.388	35.605	23.834	28.219	24.730	227.8		
3	1'39.403	27.165	22.760	27.219	22.259	247.1	12	1'38.794	27.202	22.635	26.904	22.053	242.1		
4	1'38.648	27.072	22.579	26.909	22.088	246.0	13	1'37.949	26.868	22.489	26.787	21.805	243.2		
5	1'38.639	26.981	22.612	27.026	22.020	245.4	14	1'38.194	26.845	22.588	26.862	21.899	242.6		
6	1'43.035 *	30.92*	22.561	27.045	22.502	247.1	15	1'38.195	26.898	22.446	26.958	21.893	242.6		
Fastest Lap: Raul FERNANDEZ							Red Bull KTM Ajo		SPA	1'37.012	26.543	22.235	26.411	21.823	

These data/results cannot be reproduced, stored and/or transmitted in whole or in part by any manner of electronic, mechanical, photocopying, recording, broadcasting or otherwise now known or herein after developed without the previous express consent by the copyright owner, except for reproduction in daily press and regular printed publications on sale to the public within 60 days of the event related to those data/results and always provided that copyright symbol appears together as follows below.
© DORNA, 2021

Free Practice Nr. 3

Moto2

Lap	Lap Time	T1	T2	T3	T4	Speed	Lap	Lap Time	T1	T2	T3	T4	Speed	
21st	75	Albert ARENAS Inde Aspar Team SPA					16	1'38.616	27.174	22.606	26.912	21.924	243.7	
		Runs=2	Total laps=16	Full laps=11			17	1'38.779	27.102	22.598	27.007	22.072	243.2	
1	2'11.078	35.405	23.935	27.434	22.666	246.0	24th 19 Lorenzo DALLA PO Italtrans Racing Team ITA							
2	1'42.116	27.484	25.218	26.974	22.440	246.0			Runs=1	Total laps=20	Full laps=13			
3	1'38.721	27.198	22.706	26.702	22.115	246.5	1	2'14.078	35.260	24.860	28.160	23.145	244.3	
4	1'38.934	27.147	22.846	26.752	22.189	246.5	2	1'40.490	27.751	23.178	27.149	22.412	245.4	
5	1'38.663	27.018	22.727	26.567	22.351	246.5	3	1'38.927	27.101	22.885	26.720	22.221	246.5	
6	1'38.678	27.192	22.655	26.737	22.094	246.0	4	1'38.885	27.017	22.754	26.960	22.154	247.1	
7	1'38.633	27.163	22.580	26.723	22.167	247.1	5	1'38.885	26.939	22.883	26.696	22.367	247.1	
8	3'56.363 P	27.138	22.752	26.575	2'39.898	245.4	6	1'38.927 *	27.125	22.665	26.958 *	22.179	246.0	
9	1'51.395	36.598	23.770	28.312	22.715	236.8	7	1'41.178	28.844	23.344	26.891	22.099	246.0	
10	1'39.829	27.320	23.157	27.059	22.293	242.1	8	1'38.424	26.957	22.684	26.649	22.134	245.4	
11	1'34.815 P	27.201	22.991	26.960	17.663	243.2	9	1'45.683 *	28.598	24.116	27.408	25.561 *	240.5	
12	1'46.557	34.471	23.220	26.750	22.116	242.6	10	1'44.656 *	31.90 *	23.306	27.223	22.223	242.6	
13	1'38.112	26.958	22.487	26.512	22.155	243.7	11	1'34.929 P	27.360	22.825	26.939	17.805	242.1	
14	1'38.101	26.986	22.518	26.551	22.046	243.7	12	1'53.689	39.297	24.097	27.753	22.542	238.9	
15	3'34.987	26.922	22.503	26.656	2'18.906	243.7	13	1'39.040	27.388	22.841	26.753	22.058	244.8	
16	1'40.211	27.994	22.933	26.876	22.408	244.3	14	1'38.302	26.904	22.673	26.714	22.011	244.3	
22nd 64 Bo BENDSNEYDER Pertamina Mandalika NED							15	1'38.298	26.936	22.555	26.714	22.093	244.3	
		Runs=2	Total laps=17	Full laps=11			16	1'39.549	26.930	23.409	27.072	22.138	244.3	
1	2'21.978	35.346	23.888	28.185	22.530	243.7	17	1'39.682	27.071	22.566	26.832	23.213	244.8	
2	1'40.399	27.376	23.077	27.763	22.183	244.8	18	1'38.127	26.929	22.462	26.704	22.032	246.0	
3	1'39.346	27.200	22.836	27.179	22.131	244.3	19	1'41.042 *	28.10 *	24.144	26.805	21.993	246.0	
4	1'39.022	27.087	22.782	27.074	22.079	245.4	20	1'38.250	26.927	22.533	26.730	22.060	246.0	
5	1'38.799	27.078	22.738	26.992	21.991	244.3	25th 7 Lorenzo BALDA MV Agusta Forward R ITA							
6	1'38.735	27.001	22.721	26.960	22.053	244.8			Runs=2	Total laps=18	Full laps=8			
7	1'40.208 P	30.15 *	23.615	28.244	18.198	242.1	1	2'16.115 *	35.630	23.733	27.609 *	22.424	241.6	
8	1'48.562	35.490	23.354	27.407	22.311	238.9	2	1'39.735	27.451	22.942	27.217	22.125	243.2	
9	1'39.378	27.219	22.902	27.116	22.141	240.5	3	1'38.804	27.361	22.590	27.008	21.845	243.2	
10	1'39.121	27.044	22.814	27.074	22.189	241.0	4	1'38.635	27.018	22.513	27.042	22.062	243.7	
11	1'38.950	27.038	22.745	27.107	22.060	241.6	5	1'54.919	29.272	33.789	29.108	22.750	236.3	
12	1'33.918 P	27.024	22.779	27.035	17.080	241.6	6	1'49.806	27.186	24.103	27.621	30.896	242.1	
13	1'51.888	37.961	24.352	27.392	22.183	235.2	7	1'38.219	26.996	22.602	26.744	21.877	241.6	
14	1'38.754	27.101	22.749	26.883	22.021	243.2	8	1'39.631 *	27.207	23.289	27.177 *	21.958 *	240.5	
15	1'38.386 *	26.919	22.648	26.886	21.933 *	242.1	9	1'42.796 *	27.021	22.528	26.907 *	26.340	242.1	
16	1'38.117	26.863	22.619	26.743	21.892	243.7	10	1'40.266 P	30.817	23.034	28.035	18.380	230.7	
17	1'39.066	27.777	22.644	26.733	21.912	243.7	11	1'51.908	38.422	23.874	27.455	22.157	238.4	
23rd 55 Hafizh SYAHRIN NTS RW Racing GP MAL							12	1'42.840 *	27.091	22.960	27.602 *	25.187	236.3	
		Runs=1	Total laps=17	Full laps=10			13	1'38.414 *	27.058	22.539	26.780 *	22.037	241.6	
1	2'22.670	37.366	24.772	31.792	22.856	183.0	14	1'38.651	27.188	22.542	26.894	22.027	240.5	
2	1'40.619	27.444	22.857	27.870	22.448	243.2	15	1'50.007 *	28.869	23.457	29.354	28.327 *	217.3	
3	1'39.083	27.088	22.726	27.191	22.078	246.0	16	1'40.378	27.243	23.600	27.086	22.449	241.0	
4	1'38.701	27.012	22.581	27.013	22.095	247.1	17	1'45.431 *	27.44 *	24.091	27.785 *	26.109	238.9	
5	1'39.130	27.026	22.689	27.099	22.316	246.0			PIT	42.132	29.388	32.674	19.229	202.6
6	1'38.496	27.010	22.557	26.938	21.991	245.4	26th 24 Simone CORSI MV Agusta Forward R ITA							
7	1'58.720 *	36.62 *	24.185	30.738	27.175	219.9			Runs=1	Total laps=17	Full laps=13			
8	1'39.133 *	27.317	22.679	27.098	22.039 *	244.8	1	2'27.065	37.285	24.290	28.699	23.132	241.6	
9	1'38.119	26.929	22.444	26.814	21.932	246.0	2	1'40.070	27.716	22.846	27.321	22.187	245.4	
10	1'47.063 P	32.56 *	25.837	29.180	19.483	227.3	3	1'38.998	27.205	22.687	27.124	21.982	244.8	
11	1'54.335	37.555	24.722	28.633	23.425	240.0	4	1'39.398	26.928	22.921	27.529	22.020	244.3	
12	1'38.833 *	27.057	22.730	26.839	22.207 *	243.7	5	1'38.248	26.820	22.558	26.929	21.941	244.8	
13	1'38.432	26.959	22.498	26.937	22.038	243.7	6	1'38.272	26.875	22.509	26.807	22.081	244.8	
14	2'07.532 *	33.84 *	28.935	30.831	33.920	214.7	7	1'38.620	27.044	22.592	27.027	21.957	243.7	
15	1'56.983	29.582	25.844	36.417	25.140	190.4								
Fastest Lap: Raul FERNANDEZ Red Bull KTM Ajo SPA 1'37.012 26.543 22.235 26.411 21.823														

These data/results cannot be reproduced, stored and/or transmitted in whole or in part by any manner of electronic, mechanical, photocopying, recording, broadcasting or otherwise now known or herein after developed without the previous express consent by the copyright owner, except for reproduction in daily press and regular printed publications on sale to the public within 60 days of the event related to those data/results and always provided that copyright symbol appears together as follows below.

© DORNA, 2021

Official MotoGP Timing by TISSOT
www.motogp.com

Misano Adriatico, Saturday, September 18, 2021 Page 5 of 6

moto2



Free Practice Nr. 3

Moto2

Lap	Lap Time	T1	T2	T3	T4	Speed	Lap	Lap Time	T1	T2	T3	T4	Speed
8	1'41.687 P	28.842	23.267	29.132	20.446	229.2	1	2'20.706	36.039	24.429	28.735	23.630	241.0
9	1'52.271	37.400	23.917	28.150	22.804	238.9	2	1'43.073 *	28.262	23.268	28.843*	22.700	226.4
10	1'40.652	27.754	22.933	27.391	22.574	240.5	3	1'40.058	27.556	22.866	27.134	22.502	247.7
11	1'44.257	27.376	23.425	29.522	23.934	215.1	4	1'39.320	27.303	22.682	27.071	22.264	247.1
12	1'38.855	27.095	22.602	27.086	22.072	242.6	5	1'39.051	27.087	22.756	27.027	22.181	246.5
13	1'39.636	27.184	23.150	27.240	22.062	242.6	6	1'38.578	27.037	22.569	26.839	22.133	246.5
14	1'49.433	27.249	24.497	30.601	27.086	237.3	7	1'38.573	26.981	22.677	27.014	21.901	246.0
15	1'39.332	27.124	23.105	27.118	21.985	243.2	8	1'38.820 *	26.996	22.565	27.152	22.107*	245.4
16	1'38.343 *	26.95*	22.558	26.944	21.891	243.2	9	1'38.950	27.072	22.524	27.189	22.165	244.8
17	1'42.050	29.660	23.134	27.256	22.000	242.1	10	1'39.405	27.228	22.616	27.139	22.422	243.7

27th 13 Celestino VIETTI SKY Racing Team VR ITA

Runs=1 Total laps=20 Full laps=15

1	1'55.478	34.343	24.771	28.745	23.296	237.3
2	1'40.281	27.838	23.096	27.074	22.273	243.7
3	1'38.875	27.194	22.706	26.823	22.152	243.2
4	1'38.797	27.126	22.625	26.766	22.280	243.2
5	1'39.000	27.331	22.611	26.744	22.314	243.2
6	1'38.770	27.254	22.502	26.705	22.309	243.2
7	1'38.670	27.216	22.528	26.631	22.295	242.6
8	1'39.008	27.283	22.610	26.835	22.280	242.6
9	1'38.709	27.217	22.518	26.756	22.218	242.6
10	1'37.367 P	27.223	22.624	27.826*	19.694	234.2
11	1'53.146	38.892	23.988	27.657	22.609	237.3
12	1'39.091	27.389	22.769	26.767	22.166	241.6
13	1'38.959 *	27.427	22.406	26.819	22.307*	244.3
14	1'41.519	27.297	22.482	27.128	24.612	244.8
15	1'38.322	27.098	22.495	26.546	22.183	242.1
16	1'46.104	27.091	22.475	26.646	29.892	242.6
17	1'48.646	27.269	22.451	29.081	29.845	236.3
18	1'38.295	27.154	22.467	26.568	22.106	244.8
19	1'38.729 *	27.111*	22.619	26.714	22.278	243.7
20	1'38.402	27.267	22.519	26.589	22.027	244.3

28th 5 Yari MONTELLA +EGO Speed Up ITA

Runs=1 Total laps=17 Full laps=13

1	2'03.585	34.383	24.175	29.022	22.879	241.6
2	1'40.252	27.610	22.900	27.368	22.374	244.8
3	1'39.716	27.376	22.827	27.124	22.389	245.4
4	1'45.040	28.315	26.505	27.874	22.346	246.5
5	1'38.522	26.994	22.629	26.800	22.099	245.4
6	1'38.490	27.058	22.489	26.782	22.161	245.4
7	1'38.370	26.870	22.696	26.729	22.075	244.8
8	1'38.278 P	27.032	22.580	27.091	21.575	243.2
9	1'48.664	34.582	23.590	27.918	22.574	233.7
10	1'40.998	27.127	22.734	27.013	24.124	242.1
11	1'38.595	27.124	22.609	26.795	22.067	243.2
12	1'38.417	26.918	22.616	26.737	22.146	242.6
13	1'41.866 *	29.801*	22.818	26.983	22.259	242.1
14	1'38.857	27.177	22.687	26.854	22.139	242.1
15	1'38.805	27.217	22.625	26.865	22.098	242.1
16	1'48.673	27.003	28.537	30.997	22.136	199.2
17	1'41.104	27.057	23.041	26.859	24.147	243.2

29th 6 Cameron BEAUBIE American Racing USA

Runs=1 Total laps=19 Full laps=9

1	2'02.455	34.808	24.134	28.564	22.805	240.0
2	1'41.275 *	27.804	23.050	27.824*	22.597*	242.6
3	1'39.708	27.289	22.826	27.206	22.387	242.1
4	1'39.050	27.019	22.810	26.994	22.227	242.6
5	1'38.960	26.973	22.642	27.108	22.237	242.1
6	1'41.270	26.907	22.596	29.667	22.100	242.1
7	1'38.962	27.044	22.599	27.139	22.180	242.1
8	1'38.996	27.143	22.663	26.847	22.343	243.2
9	1'39.399 *	27.138	22.808	27.177*	22.276	241.6
10	1'38.853	27.105	22.692	26.904	22.152	242.1
11	1'35.652 P	28.05*	23.273	27.458	16.867	238.4
12	1'49.292 *	35.305	23.974	27.504	22.509*	241.0
13	1'39.343	27.215	22.997	27.007	22.124	243.2
14	1'38.993	27.196	22.649	27.103	22.045	240.0
15	1'38.848	27.120	22.705	26.969	22.054	240.5
16	1'38.728	27.023	22.636	27.020	22.049	240.0
17	1'53.959	27.160	30.529	30.979	25.291	217.3
18	1'39.357 *	27.551*	22.739	26.971	22.097*	241.6
19	1'38.860	27.147	22.740	26.931	22.042	241.0

30th 70 Barry BALTUS NTS RW Racing GP BEL

Runs=1 Total laps=19 Full laps=13

1	2'02.455	34.808	24.134	28.564	22.805	240.0
2	1'41.275 *	27.804	23.050	27.824*	22.597*	242.6
3	1'39.708	27.289	22.826	27.206	22.387	242.1
4	1'39.050	27.019	22.810	26.994	22.227	242.6
5	1'38.960	26.973	22.642	27.108	22.237	242.1
6	1'41.270	26.907	22.596	29.667	22.100	242.1
7	1'38.962	27.044	22.599	27.139	22.180	242.1
8	1'38.996	27.143	22.663	26.847	22.343	243.2
9	1'39.399 *	27.138	22.808	27.177*	22.276	241.6
10	1'38.853	27.105	22.692	26.904	22.152	242.1
11	1'35.652 P	28.05*	23.273	27.458	16.867	238.4
12	1'49.292 *	35.305	23.974	27.504	22.509*	241.0
13	1'39.343	27.215	22.997	27.007	22.124	243.2
14	1'38.993	27.196	22.649	27.103	22.045	240.0
15	1'38.848	27.120	22.705	26.969	22.054	240.5
16	1'38.728	27.023	22.636	27.020	22.049	240.0
17	1'53.959	27.160	30.529	30.979	25.291	217.3
18	1'39.357 *	27.551*	22.739	26.971	22.097*	241.6
19	1'38.860	27.147	22.740	26.931	22.042	241.0

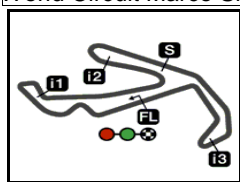
Fastest Lap: Raul FERNANDEZ Red Bull KTM Ajo SPA **1'37.012** 26.543 22.235 26.411 21.823

These data/results cannot be reproduced, stored and/or transmitted in whole or in part by any manner of electronic, mechanical, photocopying, recording, broadcasting or otherwise now known or herein after developed without the previous express consent by the copyright owner, except for reproduction in daily press and regular printed publications on sale to the public within 60 days of the event related to those data/results and always provided that copyright symbol appears together as follows below.
© DORNA, 2021

Official MotoGP Timing by TISSOT
www.motogp.com

Misano Adriatico, Saturday, September 18, 2021 Page 6 of 6





4226 m.

GP OCTO DI SAN MARINO E DELLA RIVIERA DI RIMINI

Free Practice Nr. 3

Best Partial Times

Moto2™

IT Ideal Lap Time, sum of the best partial times

BT Best Lap Time

T1		T2		T3		T4				IT	BT	
Pos	Rider	Time	Rider	Time	Rider	Time	Rider	Time	Pos	Rider	IT	BT
1	R.FERNANDEZ	26.543	M.BEZZECCHI	22.151	S.CHANTRA	26.385	M.SCHROTTER	21.661	1	R.FERNANDEZ	1'36.833	1'37.012 (1)
2	A.FERNANDEZ	26.625	R.FERNANDEZ	22.199	R.FERNANDEZ	26.404	R.FERNANDEZ	21.687	2	A.FERNANDEZ	1'37.117	1'37.207 (2)
3	R.GARDNER	26.637	M.SCHROTTER	22.241	A.CANET	26.412	A.FERNANDEZ	21.713	3	R.GARDNER	1'37.180	1'37.245 (3)
4	S.LOWES	26.676	X.VIERGE	22.264	S.LOWES	26.460	S.MANZI	21.736	4	M.BEZZECCHI	1'37.198	1'37.455 (7)
5	F.DI GIANNANTO	26.686	J.NAVARRO	22.276	X.VIERGE	26.479	R.GARDNER	21.745	5	S.LOWES	1'37.233	1'37.295 (4)
6	X.VIERGE	26.702	A.FERNANDEZ	22.288	S.MANZI	26.484	S.LOWES	21.791	6	S.MANZI	1'37.263	1'37.463 (8)
7	S.MANZI	26.724	R.GARDNER	22.298	A.FERNANDEZ	26.491	M.BEZZECCHI	21.792	7	X.VIERGE	1'37.267	1'37.373 (6)
8	M.BEZZECCHI	26.764	S.LOWES	22.306	M.BEZZECCHI	26.491	T.LUTHI	21.805	8	M.SCHROTTE	1'37.312	1'37.354 (5)
9	A.CANET	26.767	T.ARBOLINO	22.307	N.BULEGA	26.494	F.DI GIANNANTO	21.822	9	A.CANET	1'37.352	1'37.479 (9)
10	H.GARZO	26.806	A.CANET	22.313	R.GARDNER	26.500	X.VIERGE	21.822	10	F.DI GIANNAN	1'37.439	1'37.482 (10)
11	M.RAMIREZ	26.816	S.MANZI	22.319	A.ARENAS	26.512	H.GARZO	21.829	11	H.GARZO	1'37.567	1'37.912 (19)
12	S.CORSI	26.820	H.GARZO	22.330	A.OGURA	26.527	M.RAMIREZ	21.833	12	J.NAVARRO	1'37.582	1'37.626 (11)
13	M.SCHROTTER	26.821	F.DI GIANNANTO	22.397	F.DI GIANNANTO	26.534	J.DIXON	21.840	13	T.ARBOLINO	1'37.699	1'37.883 (16)
14	J.NAVARRO	26.845	C.VIETTI	22.406	C.VIETTI	26.546	J.NAVARRO	21.843	14	N.BULEGA	1'37.709	1'37.865 (14)
15	T.LUTHI	26.845	T.LUTHI	22.412	M.SCHROTTER	26.589	L.BALDASSARRI	21.845	15	S.CHANTRA	1'37.714	1'37.752 (13)
16	B.BENDSNEYDE	26.863	N.BULEGA	22.422	T.ARBOLINO	26.597	A.OGURA	21.852	16	A.OGURA	1'37.731	1'37.743 (12)
17	J.ROBERTS	26.864	A.OGURA	22.423	H.GARZO	26.602	A.CANET	21.860	17	T.LUTHI	1'37.777	1'37.949 (20)
18	J.DIXON	26.864	H.SYHRIN	22.444	J.NAVARRO	26.618	T.ARBOLINO	21.862	18	J.DIXON	1'37.818	1'37.870 (15)
19	N.BULEGA	26.867	J.DIXON	22.444	J.ROBERTS	26.638	J.ROBERTS	21.876	19	M.RAMIREZ	1'37.829	1'37.910 (18)
20	Y.MONTELLA	26.870	M.RAMIREZ	22.447	L.DALLA PORTA	26.649	S.CORSI	21.891	20	J.ROBERTS	1'37.859	1'37.888 (17)
21	L.DALLA PORTA	26.904	L.DALLA PORTA	22.462	J.DIXON	26.670	B.BENDSNEYDE	21.892	21	A.ARENAS	1'37.967	1'38.101 (21)
22	S.CHANTRA	26.904	J.ROBERTS	22.481	T.LUTHI	26.715	C.BEAUBIER	21.901	22	L.DALLA POR	1'38.008	1'38.127 (24)
23	B.BALTUS	26.907	S.CHANTRA	22.485	C.BEAUBIER	26.727	H.SYHRIN	21.924	23	S.CORSI	1'38.027	1'38.248 (26)
24	A.ARENAS	26.922	A.ARENAS	22.487	Y.MONTELLA	26.729	N.BULEGA	21.926	24	C.VIETTI	1'38.070	1'38.295 (27)

These data/results cannot be reproduced, stored and/or transmitted in whole or in part by any manner of electronic, mechanical, photocopying, recording, broadcasting or otherwise now known or herein after developed without the previous express consent by the copyright owner, except for reproduction in daily press and regular printed publications on sale to the public within 60 days of the event related to those data/results and always provided that copyright symbol appears together as follows below.

© DORNA, 2021

Official MotoGP Timing by TISSOT
www.motogp.com





4226 m.

GP OCTO DI SAN MARINO E DELLA RIVIERA DI RIMINI

Free Practice Nr. 3

Best Partial Times

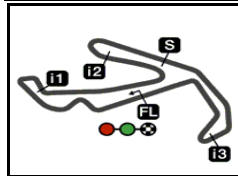
IT Ideal Lap Time, sum of the best partial times*BT* Best Lap Time

T1		T2		T3		T4				<i>IT</i>	<i>BT</i>	
<i>Pos</i>	<i>Rider</i>	<i>Time</i>	<i>Rider</i>	<i>Time</i>	<i>Rider</i>	<i>Time</i>	<i>Rider</i>	<i>Time</i>	<i>Pos</i>	<i>Rider</i>		
25	H.SYHRIN	26.929	Y.MONTELLA	22.489	M.RAMIREZ	26.733	S.CHANTRA	21.940	25	L.BALDASSAR	1'38.098	1'38.219 (25)
26	A.OGURA	26.929	S.CORSI	22.509	B.BENDSNEYDE	26.733	L.DALLA PORTA	21.993	26	B.BENDSNEY	1'38.107	1'38.117 (22)
27	T.ARBOLINO	26.933	L.BALDASSARRI	22.513	L.BALDASSARRI	26.744	C.VIETTI	22.027	27	H.SYHRIN	1'38.111	1'38.119 (23)
28	C.BEAUBIER	26.981	C.BEAUBIER	22.524	S.CORSI	26.807	B.BALTUS	22.042	28	C.BEAUBIER	1'38.133	1'38.532 (29)
29	L.BALDASSARRI	26.996	B.BALTUS	22.596	H.SYHRIN	26.814	A.ARENAS	22.046	29	Y.MONTELLA	1'38.155	1'38.370 (28)
30	C.VIETTI	27.091	B.BENDSNEYDE	22.619	B.BALTUS	26.847	Y.MONTELLA	22.067	30	B.BALTUS	1'38.392	1'38.728 (30)

These data/results cannot be reproduced, stored and/or transmitted in whole or in part by any manner of electronic, mechanical, photocopying, recording, broadcasting or otherwise now known or herein after developed without the previous express consent by the copyright owner, except for reproduction in daily press and regular printed publications on sale to the public within 60 days of the event related to those data/results and always provided that copyright symbol appears together as follows below.
© DORNA, 2021

Official MotoGP Timing by TISSOT
www.motogp.com





4226 m.

GP OCTO DI SAN MARINO E DELLA RIVIERA DI RIMINI

Free Practice Nr. 3

Fastest Laps Sequence

<i>Practice Time</i>	 <i>Rider</i>	<i>Nation</i>	<i>Motorcycle</i>	<i>Time</i>	<i>Km/h</i>	<i>Rider's Lap</i>
3'35.759	13 Celestino VIETTI	ITA	KALEX	1'40.281	151.7	2
3'38.117	42 Marcos RAMIREZ	SPA	KALEX	1'40.222	151.7	2
3'48.285	21 Fabio DI GIANNANTONI	ITA	KALEX	1'39.211	153.3	2
3'51.315	40 Hector GARZO	SPA	KALEX	1'39.130	153.4	2
4'27.879	22 Sam LOWES	GBR	KALEX	1'38.606	154.2	2
5'15.296	9 Jorge NAVARRO	SPA	BOSCOSCURO	1'38.502	154.4	3
5'26.928	44 Aron CANET	SPA	BOSCOSCURO	1'38.297	154.7	3
5'28.103	72 Marco BEZZECCHI	ITA	KALEX	1'38.186	154.9	3
5'29.363	40 Hector GARZO	SPA	KALEX	1'38.048	155.1	3
6'05.362	22 Sam LOWES	GBR	KALEX	1'37.483	156.0	3
9'22.528	22 Sam LOWES	GBR	KALEX	1'37.295	156.3	5
31'30.135	25 Raul FERNANDEZ	SPA	KALEX	1'37.012	156.8	13

These data/results cannot be reproduced, stored and/or transmitted in whole or in part by any manner of electronic, mechanical, photocopying, recording, broadcasting or otherwise now known or herein after developed without the previous express consent by the copyright owner, except for reproduction in daily press and regular printed publications on sale to the public within 60 days of the event related to those data/results and always provided that copyright symbol appears together as follows below.

© DORNA, 2021

Official MotoGP Timing by TISSOT
www.motogp.com

Misano Adriatico, Saturday, September 18, 2021

