


4226 m.

GP OCTO DI SAN MARINO E DELLA RIVIERA DI RIMINI

Free Practice Nr. 1

Classification

3

	Rider	Nation	Team	Motorcycle	Time	Lap Total	Gap	Top Speed
1	7 Dennis FOGGIA	ITA	Leopard Racing	HONDA	1'42.009	17 17		209.3
2	55 Romano FENATI	ITA	Sterilgarda Max Racing Team	HUSQVARNA	1'42.379	16 16	0.370 0.370	208.8
3	23 Niccolò ANTONELLI	ITA	Avintia VR46 Academy	KTM	1'42.671	16 17	0.662 0.292	203.7
4	16 Andrea MIGNO	ITA	Rivacold Snipers Team	HONDA	1'42.673	17 17	0.664 0.002	205.3
5	53 Deniz ÖNCÜ	TUR	Red Bull KTM Tech 3	KTM	1'42.789	13 13	0.780 0.116	206.5
6	24 Tatsuki SUZUKI	JPN	SIC58 Squadra Corse	HONDA	1'42.932	14 14	0.923 0.143	204.1
7	28 Izan GUEVARA	SPA	GAVIOTA GASGAS Aspar Team	GASGAS	1'43.063	19 19	1.054 0.131	204.5
8	5 Jaume MASIA	SPA	Red Bull KTM Ajo	KTM	1'43.103	15 16	1.094 0.040	203.3
9	43 Xavier ARTIGAS	SPA	Leopard Racing	HONDA	1'43.112	13 13	1.103 0.009	208.4
10	2 Gabriel RODRIGO	ARG	Indonesian Racing Gresini Moto3	HONDA	1'43.147	13 15	1.138 0.035	205.7
11	12 Filip SALAC	CZE	CarXpert PruestelGP	KTM	1'43.207	14 14	1.198 0.060	205.3
12	40 Darryn BINDER	RSA	Petronas Sprinta Racing	HONDA	1'43.225	14 15	1.216 0.018	204.9
13	82 Stefano NEPA	ITA	BOE Owlride	KTM	1'43.272	15 15	1.263 0.047	206.5
14	37 Pedro ACOSTA	SPA	Red Bull KTM Ajo	KTM	1'43.272	13 14	1.263	206.1
15	11 Sergio GARCIA	SPA	GAVIOTA GASGAS Aspar Team	GASGAS	1'43.277	16 18	1.268 0.005	208.8
16	18 Matteo BERTELLE	ITA	Bardahl VR46 Riders Academy	KTM	1'43.287	17 18	1.278 0.010	203.7
17	6 Ryusei YAMANAKA	JPN	CarXpert PruestelGP	KTM	1'43.427	17 17	1.418 0.140	204.1
18	22 Elia BARTOLINI	ITA	Bardahl VR46 Riders Academy	KTM	1'43.560	16 17	1.551 0.133	202.6
19	20 Lorenzo FELLON	FRA	SIC58 Squadra Corse	HONDA	1'43.601	14 16	1.592 0.041	207.2
20	54 Riccardo ROSSI	ITA	BOE Owlride	KTM	1'43.663	17 17	1.654 0.062	205.3
21	19 Andi Farid IZDIHAR	INA	Honda Team Asia	HONDA	1'43.687	19 19	1.678 0.024	203.0
22	17 John MCPHEE	GBR	Petronas Sprinta Racing	HONDA	1'43.723	15 16	1.714 0.036	203.3
23	99 Carlos TATAY	SPA	Avintia Esponsorama Moto3	KTM	1'43.733	14 20	1.724 0.010	205.7
24	31 Adrian FERNANDEZ	SPA	Sterilgarda Max Racing Team	HUSQVARNA	1'43.742	15 18	1.733 0.009	207.2
25	27 Kaito TOBA	JPN	CIP Green Power	KTM	1'43.743	18 19	1.734 0.001	205.3
26	71 Ayumu SASAKI	JPN	Red Bull KTM Tech 3	KTM	1'43.780	13 13	1.771 0.037	206.8
27	67 Alberto SURRA	ITA	Rivacold Snipers Team	HONDA	1'44.179	16 17	2.170 0.399	203.3
28	52 Jeremy ALCOBA	SPA	Indonesian Racing Gresini Moto3	HONDA	1'44.234	8 9	2.225 0.055	203.3
29	92 Yuki KUNII	JPN	Honda Team Asia	HONDA	1'44.634	9 9	2.625 0.400	202.2
30	73 Maximilian KOFLER	AUT	CIP Green Power	KTM	1'44.729	16 17	2.720 0.095	208.0

Practice condition: **Dry**Air: **24°**Humidity: **69%**Ground: **23°**

Fastest Lap:	Lap: 17	Dennis FOGGIA	1'42.009	149.1 Km/h
Best Race Lap:	2020	Gabriel RODRIGO	1'41.988	149.1 Km/h
All Time Lap Record:	2020	Celestino VIETTI	1'41.155	150.3 Km/h

The results are provisional until the end of the limit for protest and appeals.

Time limit for protest expires 30' after publication of the results - Time:

These data/results cannot be reproduced, stored and/or transmitted in whole or in part by any manner of electronic, mechanical, photocopying, recording, broadcasting or otherwise now known or herein after developed without the previous express consent by the copyright owner, except for reproduction in daily press and regular printed publications on sale to the public within 60 days of the event related to those data/results and always provided that copyright symbol appears together as follows below.

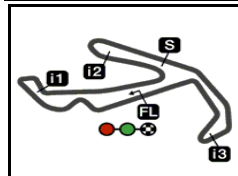
© DORNA, 2021

Official MotoGP Timing by TISSOT
www.motogp.com

Misano Adriatico, Friday, September 17, 2021

moto3™





4226 m.

GP OCTO DI SAN MARINO E DELLA RIVIERA DI RIMINI

Free Practice Nr. 1

Top Speed & Average

4



Rider	Nation	Motorcycle	Top 5 speeds					Average	Top
7 Dennis FOGGIA	ITA	HONDA	209.3	208.8	207.2	206.8	206.5	207.7	209.3
11 Sergio GARCIA	SPA	GASGAS	208.8	207.6	206.5	206.1	205.7	206.9	208.8
55 Romano FENATI	ITA	HUSQVARNA	208.8	206.5	204.5	203.7	203.7	205.4	208.8
43 Xavier ARTIGAS	SPA	HONDA	208.4	206.8	206.5	204.5	204.1	205.7	208.4
73 Maximilian KOFLER	AUT	KTM	208.0	206.1	205.7	204.9	203.7	205.4	208.0
20 Lorenzo FELLON	FRA	HONDA	207.2	206.8	206.5	205.7	204.5	206.1	207.2
31 Adrian FERNANDEZ	SPA	HUSQVARNA	207.2	207.2	206.8	206.1	205.3	206.3	207.2
71 Ayumu SASAKI	JPN	KTM	206.8	206.5	204.5	204.5	204.5	205.2	206.8
53 Deniz ÖNCÜ	TUR	KTM	206.5	204.9	204.5	204.5	204.1	204.9	206.5
82 Stefano NEPA	ITA	KTM	206.5	204.5	203.0	202.2	201.8	203.1	206.5
37 Pedro ACOSTA	SPA	KTM	206.1	204.1	204.1	203.3	203.3	203.9	206.1
2 Gabriel RODRIGO	ARG	HONDA	205.7	204.9	204.5	204.1	203.0	204.4	205.7
99 Carlos TATAY	SPA	KTM	205.7	203.7	203.7	203.3	203.0	203.7	205.7
12 Filip SALAC	CZE	KTM	205.3	204.9	203.7	203.7	203.0	203.6	205.3
16 Andrea MIGNO	ITA	HONDA	205.3	204.9	204.5	203.7	203.0	204.3	205.3
27 Kaito TOBA	JPN	KTM	205.3	204.1	204.1	204.1	202.2	203.5	205.3
54 Riccardo ROSSI	ITA	KTM	205.3	203.0	203.0	202.2	201.1	202.6	205.3
40 Darryn BINDER	RSA	HONDA	204.9	204.1	203.3	202.6	202.6	203.5	204.9
28 Izan GUEVARA	SPA	GASGAS	204.5	204.1	204.1	204.1	204.1	204.2	204.5
6 Ryusei YAMANAKA	JPN	KTM	204.1	203.3	203.3	203.3	203.0	203.3	204.1
24 Tatsuki SUZUKI	JPN	HONDA	204.1	203.3	203.0	203.0	202.6	203.1	204.1
18 Matteo BERTELLE	ITA	KTM	203.7	203.3	202.2	202.2	201.8	202.6	203.7
23 Niccolò ANTONELLI	ITA	KTM	203.7	203.3	203.0	203.0	203.0	203.2	203.7
5 Jaume MASIA	SPA	KTM	203.3	203.0	202.6	202.6	202.6	202.8	203.3
17 John MCPHEE	GBR	HONDA	203.3	203.0	202.6	202.6	202.6	202.8	203.3
52 Jeremy ALCOBA	SPA	HONDA	203.3	202.2	201.4	201.4	200.7	201.8	203.3
67 Alberto SURRA	ITA	HONDA	203.3	202.2	201.8	200.7	200.7	201.7	203.3
19 Andi Farid IZDIHAR	INA	HONDA	203.0	203.0	201.4	201.4	201.1	201.8	203.0
22 Elia BARTOLINI	ITA	KTM	202.6	202.6	202.2	202.2	201.4	202.1	202.6
92 Yuki KUNII	JPN	HONDA	202.2	201.1	200.7	199.2	198.5	200.3	202.2

These data/results cannot be reproduced, stored and/or transmitted in whole or in part by any manner of electronic, mechanical, photocopying, recording, broadcasting or otherwise now known or herein after developed without the previous express consent by the copyright owner, except for reproduction in daily press and regular printed publications on sale to the public within 60 days of the event related to those data/results and always provided that copyright symbol appears together as follows below.

© DORNA, 2021

Official MotoGP Timing by TISSOT
www.motogp.com



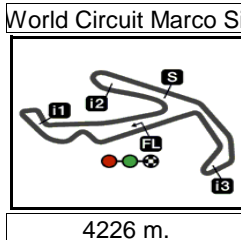
Misano Adriatico, Friday, September 17, 2021

GP OCTO DI SAN MARINO E DELLA RIVIERA DI RIMINI

Free Practice Nr. 1

Chronological Analysis of Performances

5



4226 m.

* Lap / Sector time cancelled

T1 Time from finish line to 1st intermediate

T3 Time from 2nd intermed. to 3rd intermed.

P Crossing the finish line in pit lane

T2 Time from 1st intermed. to 2nd intermed.

T4 Time from 3rd intermediate to finish line

Lap	Lap Time	T1	T2	T3	T4	Speed	Lap	Lap Time	T1	T2	T3	T4	Speed	
1st	7	Dennis FOGGIA Leopard Racing ITA						6	1'44.152	27.575	24.628	28.791	23.158	203.0
		Runs=1	Total laps=17	Full laps=13			7	1'43.963	27.590	24.604	28.761	23.008	202.6	
1	2'58.007	34.988	25.775	29.684	23.825	204.9	8	1'40.974 P	28.694	25.536	29.318	17.426	201.4	
2	1'46.070	28.766	24.960	29.061	23.283	204.9	9	1'52.570	35.323	25.093	29.014	23.140	201.4	
3	1'44.708	27.983	24.707	28.867	23.151	205.3	10	1'44.105	27.587	24.615	28.869	23.034	201.1	
4	1'44.119	27.723	24.472	28.787	23.137	206.8	11	1'43.785	27.577	24.574	28.744	22.890	203.0	
5	1'43.692	27.465	24.449	28.794	22.984	208.8	12	1'43.488	27.497	24.458	28.662	22.871	202.2	
6	1'43.627	27.433	24.375	28.829	22.990	205.7	13	1'42.389 P	28.031	25.406	32.245*	16.707	160.2	
7	1'46.321 *	30.03*	24.550	28.766	22.966	206.5	14	1'52.786 *	35.459	25.357	28.980*	22.990	201.4	
8	1'43.743	27.619	24.407	28.742	22.975	204.1	15	1'43.135	27.345	24.391	28.606	22.793	203.0	
9	1'43.637	27.604	24.433	28.726	22.874	204.5	16	1'42.671	27.171	24.284	28.517	22.699	203.7	
10	1'43.517	27.461	24.528	28.709	22.819	204.5	17	1'43.344	27.568	24.395	28.568	22.813	202.6	
11	1'42.283 P	29.290	25.297	30.134	17.562	198.1		PIT	27.295	24.427	32.228	19.438	169.0	
12	1'49.996	33.157	25.050	29.003	22.786	202.2	4th	16	Andrea MIGNO Rivacold Snipers Tea ITA					
13	1'43.471	27.453	24.429	28.745	22.844	203.7			Runs=2	Total laps=17	Full laps=12			
14	1'42.884	27.279	24.408	28.578	22.619	207.2	1	2'56.034	37.313	26.308	30.130	23.879	199.6	
15	1'42.460	27.215	24.227	28.446	22.572	205.7	2	1'46.539	28.654	24.990	29.470	23.425	203.0	
16	1'44.159	27.709	24.896	28.797	22.757	205.7	3	1'45.012	27.954	24.748	29.154	23.156	202.2	
17	1'42.009	27.003	24.170	28.355	22.481	209.3	4	1'44.702	27.816	24.747	29.108	23.031	202.6	
2nd	55	Romano FENATI Sterilgarda Max Racin ITA						5	1'44.471	27.643	24.489	29.403	22.936	204.9
		Runs=3	Total laps=16	Full laps=8			6	1'43.952	27.761	24.503	28.857	22.831	205.3	
1	3'25.830	35.079	25.902	29.651	23.611	201.1	7	1'44.015	27.649	24.515	28.981	22.870	202.2	
2	1'45.246	27.994	24.943	28.951	23.358	203.0	8	1'49.396 P	33.20*	25.551	33.062	17.581	195.6	
3	1'45.203 *	28.40*	24.796	28.883	23.118	203.3	9	1'53.771	35.752	25.259	29.583	23.177	199.6	
4	1'44.123	27.881	24.563	28.710	22.969	203.7	10	1'44.670	27.792	24.631	29.230	23.017	200.7	
5	1'41.480 P	27.800	25.280	29.421*	18.979	203.7	11	1'44.092	27.717	24.466	29.048	22.861	201.8	
6	1'51.177	34.114	25.044	28.956	23.063	203.0	12	1'43.975	27.647	24.475	28.993	22.860	201.4	
7	1'44.095	27.648	24.771	28.773	22.903	202.6	13	1'41.277 P	28.491	25.229	29.464	18.093	200.3	
8	1'43.918	27.717	24.516	28.777	22.908	202.6	14	1'52.624	35.234	25.224	29.193	22.973	201.4	
9	1'43.902	27.755	24.455	28.733	22.959	202.6	15	1'43.492	27.367	24.664	28.764	22.697	204.5	
10	1'46.864 P	34.48*	25.083	29.713	17.582	198.5	16	1'42.748	27.214	24.240	28.719	22.575	202.6	
11	1'49.479 *	33.301	24.824	28.689*	22.665	202.2	17	1'42.673	27.006	24.240	28.825	22.602	203.7	
12	1'42.674	27.249	24.394	28.427	22.604	203.0	5th	53	Deniz ÖNCÜ Red Bull KTM Tech 3 TUR					
13	1'42.637	27.173	24.313	28.503	22.648	203.0			Runs=2	Total laps=13	Full laps=4			
14	1'40.377 P	30.54*	24.585	28.587	16.661	204.5	1	3'04.288 *	34.957	25.534	29.737	24.342*	201.8	
15	1'50.689	33.794	24.618	28.646	23.631	206.5	2	1'46.195	28.669	24.858	29.088	23.580	203.3	
16	1'42.379	27.269	24.153	28.436	22.521	208.8	3	2'43.008 *	1'24.472	25.540	29.050	23.946*	203.3	
3rd	23	Niccolò ANTONELL Avintia VR46 ITA						4	1'46.063 *	28.219	24.928	29.303	23.613*	204.5
		Runs=3	Total laps=18	Full laps=11			5	1'45.521 *	28.009	24.742	29.436	23.334*	206.5	
1	3'21.084	37.448	26.988	30.492	24.459	199.6	6	1'45.101	27.854	24.828	29.186	23.233	204.1	
2	1'47.139	28.788	25.173	29.453	23.725	202.2	7	1'40.167 P	28.339	25.078	29.365	17.385	202.2	
3	1'45.466 *	28.16*	24.905	29.021	23.373	202.2	8	1'44.040 P	33.830	24.837	29.104	16.269	201.1	
4	1'45.110	27.936	24.890	29.109	23.175	203.0	9	1'50.522 *	33.789	24.684	29.034	23.015*	202.2	
5	1'44.335	27.657	24.665	28.870	23.143	203.3	10	1'44.042	27.808	24.546	28.779	22.909	203.3	

Fastest Lap: Dennis FOGGIA Leopard Racing ITA **1'42.009** 27.003 24.170 28.355 22.481

These data/results cannot be reproduced, stored and/or transmitted in whole or in part by any manner of electronic, mechanical, photocopying, recording, broadcasting or otherwise now known or herein after developed without the previous express consent by the copyright owner, except for reproduction in daily press and regular printed publications on sale to the public within 60 days of the event related to those data/results and always provided that copyright symbol appears together as follows below.
© DORNA, 2021

Free Practice Nr. 1

Moto3

Lap	Lap Time	T1	T2	T3	T4	Speed	Lap	Lap Time	T1	T2	T3	T4	Speed
11	1'44.376 *	27.579	24.190	28.792	23.815*	204.9	11	1'43.740	27.584	24.536	28.803	22.817	201.8
12	2'01.192 *	44.19*	24.632	29.583*	22.779	196.3	12	1'41.119 P	28.462	25.115	29.667	17.875	199.6
13	1'42.789	27.447	24.077	28.668	22.597	204.5	13	1'51.975	34.793	25.221	28.994	22.967	201.1
6th 24 Tatsuki SUZUKI SIC58 Squadra Corse JPN Runs=3 Total laps=15 Full laps=8							14	1'43.595	27.633	24.479	28.743	22.740	202.6
1	4'55.630	34.016	25.783	29.748	23.932	201.1	15	1'43.103	27.344	24.377	28.672	22.710	203.0
2	1'48.577 *	29.67*	25.730	29.370	23.802	201.8	16	1'43.132	27.377	24.334	28.700	22.721	202.6
3	1'45.843	28.506	24.842	29.184	23.311	201.8	9th 43 Xavier ARTIGAS Leopard Racing SPA Runs=2 Total laps=13 Full laps=7						
4	1'44.854	28.103	24.623	28.997	23.131	203.0	1	2'23.132	36.208	25.760	29.875	23.867	204.1
5	1'44.284	27.986	24.556	28.808	22.934	203.3	2	1'46.380	28.519	25.021	29.438	23.402	203.7
6	1'44.054	27.875	24.552	28.747	22.880	203.0	3	1'45.388	28.191	24.774	29.092	23.331	204.5
7	1'44.458 P	28.671	25.375	29.898	20.514	201.1	4	1'45.581 P	28.363	26.013	31.151	20.054	198.8
8	1'56.707	37.533	25.112	31.104	22.958	174.4	5	1'53.194	34.563	25.462	29.705	23.464	201.8
9	1'44.021	27.797	24.450	28.840	22.934	202.6	6	1'45.344	28.109	24.859	29.335	23.041	203.3
10	1'43.905	27.737	24.404	28.855	22.909	201.8	7	1'44.767	27.897	24.572	29.296	23.002	203.0
11	1'44.542 P	30.80*	25.287	29.677	18.776	199.2	8	1'41.683 P	27.950	25.158	29.760	18.815	201.4
12	1'55.788 *	36.629	27.220	29.103	22.836*	200.7	9	1'50.089 *	33.307	24.795	29.044	22.943*	204.1
13	1'43.610	27.636	24.583	28.699	22.692	202.6	10	1'44.194	27.749	24.534	28.801	23.110	206.5
14	1'42.932	27.393	24.296	28.600	22.643	204.1	11	1'43.258	27.504	24.178	28.753	22.823	208.4
	PIT	30.024	25.244	29.437	19.417	200.7	12	1'45.976 *	27.607	24.570	29.755*	24.044	201.8
7th 28 Izan GUEVARA GAVIOTA GASGAS A SPA Runs=1 Total laps=19 Full laps=12							13	1'43.112	27.528	24.100	28.761	22.723	206.8
1	2'09.998	35.149	26.312	30.774	24.984	200.0	10th 2 Gabriel RODRIGO Indonesian Racing Gr ARG Runs=2 Total laps=15 Full laps=10						
2	1'48.284 *	29.340	25.280	29.769	23.895*	202.2	1	2'57.578 *	36.618	25.956	30.455*	24.155	200.7
3	1'46.016	28.627	24.791	29.212	23.386	203.7	2	1'46.811	29.035	25.129	29.299	23.348	204.5
4	1'45.136 *	28.10*	24.698	28.997	23.336	203.7	3	1'45.249	28.263	24.857	28.973	23.156	204.1
5	1'45.343	28.414	24.635	28.979	23.315	204.1	4	1'44.451	27.766	24.717	28.930	23.038	205.7
6	1'45.480	28.137	24.699	29.275	23.369	204.5	5	1'44.231	27.812	24.512	28.914	22.993	204.9
7	1'44.649	28.043	24.545	28.991	23.070	204.1	6	1'46.087 P	27.902	28.655	30.624	18.906	197.8
8	1'44.373	27.911	24.487	28.882	23.093	204.1	7	2'01.362	43.679	25.004	29.326	23.353	200.3
9	1'44.110	27.865	24.494	28.887	22.864	204.1	8	1'44.851	27.776	24.755	29.018	23.302	200.7
10	1'42.086 P	28.627	24.953	29.624	18.882	203.0	9	1'44.617	27.797	24.740	28.926	23.154	200.7
11	1'52.965 *	36.309	24.722	29.077	22.857*	203.7	10	1'44.034	27.545	24.621	28.840	23.028	201.8
12	1'43.464	27.790	24.226	28.750	22.698	203.7	11	1'42.203 P	29.90*	25.069	29.167	18.064	201.1
13	1'43.381	27.511	24.253	28.917	22.700	204.1	12	1'51.402	34.507	25.076	28.917	22.902	201.1
14	1'42.935 *	27.466	24.134	28.655	22.680*	203.7	13	1'43.147	27.310	24.358	28.719	22.760	202.2
15	1'52.606 *	30.086	28.427	30.353*	23.740	198.8	14	1'43.206	27.153	24.410	28.557	23.086	203.0
16	1'43.255	27.562	24.193	28.785	22.715	203.0	15	1'43.228	27.268	24.348	28.650	22.962	202.6
17	1'44.539	27.581	24.448	29.367	23.143	200.3	11th 12 Filip SALAC CarXpert PruestelGP CZE Runs=2 Total laps=14 Full laps=8						
18	1'49.163	27.374	25.828	32.958	23.003	150.2	1	2'58.906	35.425	26.109	29.834	24.072	201.4
19	1'43.063	27.459	24.141	28.793	22.670	203.7	2	1'45.521	28.140	24.974	29.174	23.233	204.9
8th 5 Jaume MASIA Red Bull KTM Ajo SPA Runs=2 Total laps=16 Full laps=11							3	1'44.607	27.969	24.740	28.887	23.011	203.0
1	2'19.282	36.772	26.374	30.041	24.068	199.6	4	1'44.099	27.739	24.587	28.864	22.909	203.7
2	1'45.984	28.328	25.088	29.205	23.363	201.4	5	1'44.197	27.841	24.570	28.902	22.884	203.0
3	1'45.265	27.983	24.838	29.187	23.257	201.1	6	1'43.612	27.533	24.427	28.829	22.823	205.3
4	1'44.747	27.956	24.675	29.041	23.075	202.2	7	1'39.714 P	27.842	24.490	28.962	18.420	201.1
5	1'44.341	27.749	24.630	28.987	22.975	203.3	8	1'55.652 *	38.067	25.268	29.216	23.101*	200.7
6	1'44.928	28.050	24.706	29.158	23.014	202.2	9	1'43.966 *	27.515	24.619	28.866	22.966*	203.0
7	1'41.516 P	27.824	24.905	30.567	18.220	184.6	10	1'39.935 P	27.720	24.498	29.030	18.687	203.0
8	1'54.852	35.282	26.654	29.813	23.103	199.2	11	1'52.494	34.283	25.294	29.825	23.092	189.4
9	1'44.130	27.616	24.608	28.940	22.966	201.8	12	1'43.343	27.320	24.470	28.818	22.735	203.7
10	1'43.826	27.506	24.580	28.870	22.870	202.6	13	1'43.272	27.405	24.313	28.777	22.777	203.0

Fastest Lap: Dennis FOGGIA Leopard Racing ITA **1'42.009** 27.003 24.170 28.355 22.481

These data/results cannot be reproduced, stored and/or transmitted in whole or in part by any manner of electronic, mechanical, photocopying, recording, broadcasting or otherwise now known or herein after developed without the previous express consent by the copyright owner, except for reproduction in daily press and regular printed publications on sale to the public within 60 days of the event related to those data/results and always provided that copyright symbol appears together as follows below.
© DORNA, 2021

Free Practice Nr. 1

Moto3

Lap	Lap Time	T1	T2	T3	T4	Speed	Lap	Lap Time	T1	T2	T3	T4	Speed	
14	1'43.207	27.233	24.454	28.760	22.760	201.8	15th	11	Sergio GARCIA				GAVIOTA GASGAS A SPA	
							Runs=2 Total laps=18 Full laps=11							
12th	40	Darryn BINDER				Petronas Sprinta Raci RSA								
							Runs=2 Total laps=15 Full laps=9							
1	2'59.817	34.977	25.969	29.590	24.034	201.4	1	2'22.770	34.451	25.682	29.810	24.043	203.7	
2	1'45.467	28.245	24.769	29.113	23.340	202.6	2	1'46.425 *	28.384	24.995	29.374 *	23.672 *	204.1	
3	1'44.517	27.832	24.676	29.009	23.000	204.1	3	1'45.269	28.149	24.716	29.112	23.292	204.1	
4	1'44.146	27.689	24.507	28.897	23.053	203.3	4	1'45.674 *	28.320	24.687	29.083	23.584 *	204.9	
5	1'44.143	27.643	24.355	28.795	23.350	204.9	5	1'45.250	28.043	24.840	29.091	23.276	205.3	
6	1'49.184 *	27.950	28.186	29.359 *	23.689 *	201.4	6	1'45.206	28.131	24.764	28.998	23.313	205.3	
7	1'44.221 P	30.431 *	25.100	29.470 *	19.212	201.8	7	1'44.724	28.078	24.606	28.884	23.156	205.7	
8	1'50.952 *	33.301	25.010	29.381	23.260 *	200.7	8	1'44.538	27.840	24.642	28.952	23.104	205.3	
9	1'44.030	27.568	24.579	28.916	22.967	202.6	9	1'44.309	27.847	24.499	28.788	23.175	205.3	
10	1'43.747	27.604	24.389	28.829	22.925	201.8	10	1'38.866 P	27.740	24.591	28.915	17.620	204.5	
11	1'43.050 P	27.691	26.155	29.558	19.646	199.6	11	1'51.106	34.144	24.750	29.081	23.131	205.3	
12	1'50.254 *	32.788	25.187	29.231	23.048 *	202.2	12	1'44.194	27.673	24.700	28.811	23.010	206.1	
13	1'51.193	34.028	25.057	29.177	22.931	201.1	13	1'37.749 P	27.801	24.552	28.970	16.426	204.5	
14	1'43.225	27.339	24.411	28.785	22.690	202.2	14	1'51.884 *	35.313	24.871	28.747	22.953 *	205.3	
15	1'43.407	27.341	24.238	29.023	22.805	201.8	15	1'43.297	27.546	24.278	28.509	22.964	207.6	
							16	1'43.277	27.367	24.216	28.565	23.129	208.8	
13th	82	Stefano NEPA				BOE Owlride				ITA				
							Runs=2 Total laps=15 Full laps=9							
1	2'51.432	36.197	26.608	30.341	24.289	198.5	16th	18	Matteo BERTELLE				Bardahl VR46 Riders	ITA
							Runs=2 Total laps=18 Full laps=12							
2	1'46.620	28.541	25.226	29.316	23.537	200.7	1	3'53.257	38.211	26.774	30.519	24.052	196.7	
3	1'45.516	28.170	24.953	29.052	23.341	201.4	2	1'46.882	28.692	25.084	29.589	23.517	198.1	
4	1'44.928	27.947	24.823	28.804	23.354	203.0	3	1'45.932 *	28.15 *	24.984	29.458	23.335	199.2	
5	1'44.978	27.885	24.884	28.943	23.266	201.8	4	1'45.168	27.919	24.791	29.267	23.191	200.0	
6	1'44.615	27.784	24.722	28.872	23.237	201.4	5	1'44.860	27.813	24.868	29.156	23.023	199.6	
7	1'50.546 *	33.35 *	24.785	28.818	23.592	204.5	6	1'44.637	27.777	24.603	29.221	23.036	199.6	
8	1'44.064	27.736	24.551	28.653	23.124	206.5	7	1'44.496	27.750	24.715	29.110	22.921	200.0	
9	1'42.737 P	29.908	25.406	29.819	17.604	197.4	8	1'44.146	27.674	24.559	29.016	22.897	200.0	
10	1'52.423	33.907	25.483	29.438	23.595	200.0	9	1'45.407 P	29.461	26.199	30.918	18.829	190.1	
11	1'37.782 P	27.970	24.775	29.003	16.034	200.3	10	1'54.857	35.730	25.912	29.863	23.352	198.5	
12	1'52.733	34.996	25.294	29.096	23.347	200.7	11	1'45.261	28.076	24.901	29.187	23.097	200.0	
13	1'43.884	27.629	24.555	28.767	22.933	201.8	12	1'44.204	27.714	24.539	28.957	22.994	200.3	
14	1'43.465	27.422	24.432	28.716	22.895	201.8	13	1'42.725 P	29.081	25.743	29.922	17.979	196.3	
15	1'43.272	27.427	24.325	28.685	22.835	202.2	14	1'50.934	33.907	25.086	29.111	22.830	201.8	
14th	37	Pedro ACOSTA				Red Bull KTM Ajo				SPA				
							Runs=2 Total laps=14 Full laps=7							
1	2'46.845	36.747	27.397	30.249	23.498	197.8	15	1'43.290	27.335	24.401	28.906	22.648	202.2	
2	1'46.511 *	27.908	26.254	28.983	23.366 *	202.6	16	1'43.385	27.536	24.426	28.684	22.739	203.7	
3	1'45.162 *	27.848	24.765	29.177	23.372 *	203.0	17	1'43.287	27.558	24.306	28.733	22.690	203.3	
4	1'44.716	27.710	24.711	29.021	23.274	203.3	18	1'46.833	30.490	24.686	28.949	22.708	202.2	
5	1'44.539	27.747	24.687	28.846	23.259	204.1	17th 6 Ryusei YAMANAKA CarXpert PruestelGP JPN							
							Runs=2 Total laps=17 Full laps=12							
6	1'44.159	27.767	24.466	28.909	23.017	203.0	1	2'59.088	34.201	25.951	29.886	23.888	203.3	
7	1'42.521 P	28.031 *	25.636	30.677	18.178	184.9	2	1'46.666	28.511	25.557	29.185	23.413	203.0	
8	1'55.419	36.708	26.043	28.979	23.689	202.6	3	1'44.913	27.789	24.953	29.010	23.161	203.0	
9	1'44.314	27.810	24.482	28.835	23.187	203.3	4	1'44.944	27.757	24.905	29.213	23.069	203.3	
10	1'38.270 P	27.658	24.469	28.928	17.215	202.6	5	1'45.185	27.827	24.944	29.125	23.289	203.3	
11	1'52.340	35.811	24.873	28.766	22.890	203.3	6	1'46.746	27.830	24.740	29.567	24.609	198.5	
12	1'44.029	27.710	24.539	28.876	22.904	203.3	7	1'45.333	28.042	24.883	29.311	23.097	198.1	
13	1'43.272	27.467	24.299	28.649	22.857	204.1	8	1'44.767	27.873	24.761	29.136	22.997	202.6	
14	1'45.576	27.585	25.740	29.137	23.114	206.1	9	1'44.462	27.802	24.676	29.034	22.950	202.6	
							10	1'40.338 P	27.806	24.826	29.107	18.599	201.4	
							11	1'57.741	36.053	25.966	31.513	24.209	201.8	
							12	1'44.924	27.804	24.893	29.212	23.015	200.3	

Fastest Lap: Dennis FOGGIA Leopard Racing ITA 1'42.009 27.003 24.170 28.355 22.481

These data/results cannot be reproduced, stored and/or transmitted in whole or in part by any manner of electronic, mechanical, photocopying, recording, broadcasting or otherwise now known or herein after developed without the previous express consent by the copyright owner, except for reproduction in daily press and regular printed publications on sale to the public within 60 days of the event related to those data/results and always provided that copyright symbol appears together as follows below.
© DORNA, 2021

Free Practice Nr. 1

Moto3

Lap	Lap Time	T1	T2	T3	T4	Speed	Lap	Lap Time	T1	T2	T3	T4	Speed
13	1'45.034	27.827	24.780	29.267	23.160	201.4	10	1'45.535	28.053	24.925	29.251	23.306	199.6
14	1'39.095 P	27.754	24.873	29.183	17.285	199.6	11	1'45.458	28.177	24.854	29.194	23.233	200.3
15	1'54.616	36.603	25.686	29.176	23.151	203.0	12	1'44.753	27.872	24.763	29.041	23.077	200.7
16	1'43.869	27.663	24.568	28.819	22.819	204.1	13	1'42.644 P	28.65*	25.255	30.093	18.644	195.6
17	1'43.427	27.369	24.408	28.917	22.733	203.0	14	1'49.233	31.941	25.238	28.961	23.093	201.1
18th 22 Elia BARTOLINI Bardahl VR46 Riders ITA Runs=2 Total laps=17 Full laps=9							15	1'59.685	27.647	25.401	38.000	28.637	174.1
1	3'38.989	35.120	25.745	30.442	23.807	196.7	16	1'43.887	27.474	24.570	28.820	23.023	203.0
2	1'46.498	28.464	25.060	29.449	23.525	199.6	17	1'43.663	27.526	24.607	28.778	22.752	205.3
3	1'46.130 *	28.29*	25.113	29.367	23.354	200.0	21st 19 Andi Farid IZDIHAR Honda Team Asia INA Runs=1 Total laps=19 Full laps=14						
4	1'45.366	27.944	24.858	29.228	23.336	200.7	1	2'48.687	41.966	29.097	32.808	24.796	190.1
5	1'45.435 *	27.871	24.752	29.209*	23.603	200.7	2	1'47.193	28.663	25.082	29.898	23.550	201.1
6	1'45.610	27.924	24.974	29.286	23.426	200.7	3	1'45.893	28.248	24.830	29.606	23.209	203.0
7	1'45.398	27.957	24.816	29.255	23.370	200.3	4	1'47.275 *	27.963	24.930	29.500*	24.882	200.7
8	1'41.373 P	28.380	25.246	29.881	17.866	199.6	5	1'45.334	27.927	24.871	29.355	23.181	201.1
9	1'52.718	35.233	25.089	29.234	23.162	200.7	6	1'46.319	28.009	24.865	29.580	23.865	200.7
10	1'44.621	27.791	24.709	29.029	23.092	202.6	7	1'45.350	28.237	24.631	29.165	23.317	201.4
11	1'44.380 *	27.834	24.609	28.909	23.028*	202.6	8	1'45.147 *	27.833	24.955	29.255	23.104*	201.4
12	1'44.073	27.659	24.523	28.849	23.042	202.2	9	1'44.984	27.754	24.817	29.231	23.182	200.7
13	1'39.838 P	28.032	24.891	29.186	17.729	200.3	10	1'46.846	27.806	25.544	29.983	23.513	197.4
14	1'51.757	34.920	24.930	28.931	22.976	201.4	11	1'45.288	27.849	24.750	29.387	23.302	199.2
15	1'43.859	27.527	24.501	28.925	22.906	201.4	12	1'50.077 P	32.29*	26.496	30.865	20.423	194.2
16	1'43.560	27.448	24.391	28.772	22.949	202.2	13	2'12.450 *	41.254	29.500	35.391*	26.305	170.6
17	1'44.248	27.404	24.772	29.281	22.791	200.3	14	1'49.241	30.343	25.628	29.970	23.300	197.8
19th 20 Lorenzo FELLON SIC58 Squadra Corse FRA Runs=2 Total laps=16 Full laps=10							15	1'44.614	27.668	24.711	29.253	22.982	198.8
1	2'57.632	35.607	26.193	30.175	24.043	201.8	16	1'44.731	27.581	24.768	29.343	23.039	198.5
2	1'46.997	29.163	25.422	29.180	23.232	205.7	17	1'45.289	27.866	25.096	29.333	22.994	200.7
3	1'45.233	28.265	24.739	29.003	23.226	206.5	18	1'44.195	27.779	24.537	29.072	22.807	200.0
4	1'44.309	27.906	24.567	28.879	22.957	206.8	19	1'43.687	27.503	24.487	28.880	22.817	203.0
5	1'44.260	27.944	24.465	28.878	22.973	207.2	22nd 17 John MCPHEE Petronas Sprinta Raci GBR Runs=2 Total laps=16 Full laps=10						
6	1'48.926	27.985	28.066	29.315	23.560	204.1	1	3'05.348	34.699	27.051	30.376	24.640	202.6
7	1'44.671 P	30.55*	24.969	29.517	19.627	201.8	2	1'47.285	28.701	25.429	29.359	23.796	201.8
8	1'56.719 *	37.240	25.113	31.065	23.301*	170.6	3	1'46.154	28.352	25.072	29.247	23.483	202.2
9	1'44.093	27.781	24.552	28.852	22.908	204.1	4	1'45.604	28.006	25.109	29.107	23.382	202.6
10	1'44.080	27.692	24.501	28.799	23.088	204.1	5	1'45.256	27.956	24.836	29.048	23.416	203.0
11	1'39.812 P	27.824	24.768	29.177	18.043	200.7	6	1'44.858	27.879	24.860	28.967	23.152	202.6
12	1'55.699	36.296	27.242	29.113	23.048	204.1	7	1'44.577	27.885	24.708	28.809	23.175	203.3
13	1'43.796	27.629	24.536	28.697	22.934	204.5	8	1'43.279 P	29.564	25.633	29.918	18.164	200.0
14	1'43.601	27.465	24.457	28.743	22.936	203.7	9	1'56.053	37.935	25.404	29.436	23.278	201.4
15	1'48.281	27.606	26.737	29.288	24.650	202.6	10	1'44.721	27.793	24.834	28.999	23.095	202.2
16	1'57.668 *	28.489	24.731	34.192*	30.256	148.1	11	1'44.556	27.751	24.673	28.979	23.153	202.2
20th 54 Riccardo ROSSI BOE Owlride ITA Runs=2 Total laps=17 Full laps=11							12	1'45.194 P	31.68*	25.306	30.231	17.972	197.8
1	2'54.676 *	37.813	27.963	35.276*	24.197	199.6	13	1'55.207	36.770	25.975	29.208	23.254	202.2
2	1'52.776 *	28.860	25.342	29.991*	28.583	199.2	14	1'48.906 *	30.81*	25.628	29.318	23.143	201.1
3	1'47.525	28.478	25.925	29.560	23.562	200.0	15	1'43.723	27.543	24.515	28.726	22.939	202.6
4	1'46.218	28.143	25.201	29.359	23.515	200.7	16	1'43.745	27.471	24.512	28.853	22.909	202.2
5	1'45.308	28.009	24.870	29.203	23.226	201.1	23rd 99 Carlos TATAY Avintia Esponsorama SPA Runs=1 Total laps=20 Full laps=14						
6	1'48.729	27.958	28.030	29.487	23.254	202.2	1	2'24.804	35.400	27.655	31.513	24.584	193.5
7	1'44.415	27.807	24.678	28.811	23.119	203.0	2	1'48.069	28.993	25.556	29.767	23.753	200.3
8	1'44.728 P	28.562	25.757	30.511	19.898	186.5	3	1'47.847	28.307	25.124	30.755	23.661	193.8
9	1'53.581	34.798	25.399	29.713	23.671	198.8	4	1'47.012	28.436	25.422	29.572	23.582	201.4

Fastest Lap: Dennis FOGGIA Leopard Racing ITA 1'42.009 27.003 24.170 28.355 22.481

These data/results cannot be reproduced, stored and/or transmitted in whole or in part by any manner of electronic, mechanical, photocopying, recording, broadcasting or otherwise now known or herein after developed without the previous express consent by the copyright owner, except for reproduction in daily press and regular printed publications on sale to the public within 60 days of the event related to those data/results and always provided that copyright symbol appears together as follows below.
© DORNA, 2021

Free Practice Nr. 1

Moto3

Lap	Lap Time	T1	T2	T3	T4	Speed	Lap	Lap Time	T1	T2	T3	T4	Speed
5	1'46.325 *	28.260	25.189	29.394*	23.482	203.0	17	1'54.059	31.130	29.766	29.694	23.469	204.1
6	1'45.985	28.132	25.101	29.393	23.359	202.6	18	1'43.743	27.723	24.448	28.717	22.855	205.3
7	1'45.609	27.938	24.940	29.494	23.237	201.1	19	1'43.803	27.719	24.377	28.620	23.087	204.1
8	1'44.993	27.872	24.807	29.177	23.137	201.8	26th 71 Ayumu SASAKI Red Bull KTM Tech 3 JPN						
9	1'44.823	27.830	24.742	29.094	23.157	202.2	Runs=1 Total laps=13 Full laps=7						
10	1'38.935 P	27.844	24.842	29.052	17.197	202.6	1	3'09.087	33.923	26.229	30.182	23.879	201.1
11	1'53.304 *	35.682	25.313	29.210	23.099*	201.8	2	1'47.114	28.725	25.356	29.510	23.523	203.7
12	1'44.144	27.554	24.692	28.975	22.923	202.2	3	1'46.662 *	28.68*	25.045	29.554	23.377	203.0
13	1'44.008 *	27.472	24.619	28.929	22.988*	202.6	4	1'45.541	28.315	24.865	29.172	23.189	204.1
14	1'43.733	27.519	24.626	28.764	22.824	203.0	5	1'45.084	28.181	24.667	29.120	23.116	204.5
15	1'43.898	27.517	24.542	28.967	22.872	202.6	6	1'44.642 *	28.070	24.649	28.911	23.012*	204.5
16	1'45.512 *	28.544	25.164	28.956	22.848*	203.3	7	1'44.335	27.929	24.572	28.839	22.995	203.7
17	1'45.817	27.402	24.863	30.211	23.341	189.4	8	1'44.400 *	27.829	24.505	28.899	23.167*	206.5
18	1'44.166	27.560	24.445	29.199	22.962	205.7	9	1'43.975 P	29.168	25.362	30.519	18.926	199.2
19	1'44.151	27.684	24.518	29.028	22.921	203.7	10	1'55.169 *	35.083	27.915	29.207	22.964*	204.5
20	1'43.741	27.629	24.449	28.886	22.777	203.7	11	1'52.465	34.459	25.233	29.291	23.482	201.4
24th 31 Adrian FERNANDEZ Sterilgarda Max Racin SPA							12	1'43.888	27.637	24.468	29.028	22.755	206.8
Runs=2 Total laps=18 Full laps=12							13	1'43.780	27.615	24.464	28.811	22.890	204.5
1	2'52.880	35.548	25.971	30.459	24.305	201.8	27th 67 Alberto SURRA Rivacold Snipers Tea ITA						
2	1'46.906	28.772	25.054	29.381	23.699	204.1	Runs=2 Total laps=17 Full laps=10						
3	1'46.185	28.513	24.833	29.331	23.508	203.7	1	2'48.108	35.935	27.345	30.532	24.170	198.1
4	1'45.694	28.231	24.791	29.247	23.425	204.1	2	1'47.338	28.610	25.493	29.517	23.718	197.4
5	1'45.273	27.998	24.665	29.104	23.506	204.5	3	1'46.047	28.219	25.118	29.286	23.424	198.1
6	1'44.624	28.086	24.490	28.943	23.105	207.2	4	1'47.932 *	27.861	25.015	29.287*	25.769	198.5
7	1'45.166	28.224	24.584	29.135	23.223	205.3	5	1'45.747	28.085	24.951	29.411	23.300	199.2
8	1'41.875 P	27.960	24.625	29.242	20.048	205.3	6	1'46.430	28.053	24.935	29.923	23.519	200.7
9	1'55.001 *	36.305	25.601	29.531	23.564*	201.4	7	1'46.189 *	28.497	25.089	29.236*	23.367	200.7
10	1'45.388 *	28.041	24.721	29.193	23.433*	201.8	8	1'41.311 P	28.053	24.814	29.273	19.171	199.6
11	1'45.218	28.131	24.610	29.186	23.291	202.6	9	1'56.677	34.749	25.523	31.761	24.644	171.4
12	1'44.920	27.920	24.618	29.221	23.161	202.2	10	1'45.394	27.813	24.876	29.385	23.320	198.5
13	1'42.894 P	28.446	24.840	30.024	19.584	201.1	11	1'45.305	27.895	24.896	29.331	23.183	197.8
14	1'50.272	33.444	25.005	28.913	22.910	204.9	12	1'45.017	27.781	24.718	29.329	23.189	198.1
15	1'43.742	27.454	24.492	28.938	22.858	204.5	13	1'45.091	27.802	24.803	29.314	23.172	197.8
16	1'48.431	27.671	28.102	29.418	23.240	206.8	14	1'39.224 P	28.084	24.931	29.476	16.733	197.8
17	1'44.085	27.804	24.492	28.906	22.883	207.2	15	1'52.606	34.849	25.216	29.071	23.470	201.8
18	1'44.306	27.769	24.508	29.059	22.970	206.1	16	1'44.179	27.667	24.578	28.838	23.096	202.2
25th 27 Kaito TOBA CIP Green Power JPN							17	1'44.205	27.631	24.621	28.862	23.091	203.3
Runs=2 Total laps=19 Full laps=14							28th 52 Jeremy ALCOBA Indonesian Racing Gr SPA						
1	2'22.799	36.289	29.060	30.708	24.733	198.5	Runs=1 Total laps=9 Full laps=6						
2	1'47.841	29.187	25.499	29.487	23.668	201.4	1	23'27.882	35.867	26.694	30.932	24.730	198.5
3	1'45.655	28.295	24.907	29.080	23.373	202.2	2	1'48.489	28.984	25.765	29.864	23.876	200.0
4	1'45.771	28.150	25.003	29.132	23.486	201.8	3	1'46.255	28.283	25.099	29.269	23.604	201.4
5	1'45.857	28.281	24.906	29.149	23.521	202.2	4	1'45.299	28.028	24.820	29.311	23.140	202.2
6	1'45.462	28.236	24.936	29.000	23.290	201.4	5	1'43.557 P	29.451	25.844	30.178	18.084	198.5
7	1'46.589	28.277	25.040	29.862	23.410	200.7	6	1'57.644	39.090	25.611	29.510	23.433	200.3
8	1'45.112	28.120	24.738	28.921	23.333	202.2	7	1'45.348	27.779	24.835	29.338	23.396	200.7
9	1'45.510	28.194	24.797	29.149	23.370	201.4	8	1'44.234	27.572	24.654	28.982	23.026	203.3
10	1'45.171 P	28.133	24.826	31.069	21.143	201.4	9	1'45.777	28.455	24.944	29.238	23.140	201.4
11	1'53.062	35.353	25.266	29.228	23.215	201.8	29th 92 Yuki KUNII Honda Team Asia JPN						
12	1'44.421	27.768	24.621	28.892	23.140	204.1	Runs=3 Total laps=9 Full laps=5						
13	1'44.599	27.854	24.541	29.018	23.186	201.4	1	3'04.257 P	44.571	34.516	38.526	22.367	143.8
14	1'44.531	27.701	24.673	29.066	23.091	200.7	2	2'09.171 P	39.059	32.641	37.546	19.925	149.7
15	1'40.071 P	28.380	25.005	29.649*	17.037	200.0							
16	1'53.583 *	34.671	25.745	29.491	23.676*	201.4							

Fastest Lap: Dennis FOGGIA Leopard Racing ITA **1'42.009** 27.003 24.170 28.355 22.481

These data/results cannot be reproduced, stored and/or transmitted in whole or in part by any manner of electronic, mechanical, photocopying, recording, broadcasting or otherwise now known or herein after developed without the previous express consent by the copyright owner, except for reproduction in daily press and regular printed publications on sale to the public within 60 days of the event related to those data/results and always provided that copyright symbol appears together as follows below.
© DORNA, 2021

Official MotoGP Timing by TISSOT
www.motogp.com

Misano Adriatico, Friday, September 17, 2021 Page 5 of 6



Free Practice Nr. 1

Moto3

Lap	Lap Time		T1	T2	T3	T4	Speed	Lap	Lap Time	T1	T2	T3	T4	Speed
3	2'12.039	P	38.934	33.183	39.494	20.428	123.4							
4	1'54.806		34.856	25.951	29.757	24.242	198.5							
5	1'47.631		28.793	25.060	30.015	23.763	198.1							
6	1'46.375		28.460	24.978	29.446	23.491	200.7							
7	1'45.915		28.113	24.938	29.444	23.420	199.2							
8	1'45.253		28.075	24.804	29.028	23.346	201.1							
9	1'44.634		27.763	24.742	29.077	23.052	202.2							

30th **73** Maximilian KOFLER CIP Green Power AUT
Runs=2 Total laps=17 Full laps=6

1	2'48.506	*	35.757	27.014	30.629	24.450*	202.2							
2	1'48.733	*	29.54*	25.416	29.874	23.900	202.2							
3	1'46.962	*	28.850	25.436	29.314	23.362*	203.3							
4	1'48.880	*	28.349	24.868	32.136*	23.527	200.7							
5	1'46.007	*	28.279	24.753	29.522	23.453*	208.0							
6	1'48.776		28.353	25.444	30.396	24.583	202.2							
7	1'46.916	*	28.375	24.979	29.349	24.213*	203.0							
8	1'46.740		28.590	24.982	29.621	23.547	201.8							
9	1'43.461	P	28.566	25.091	29.993*	19.811	201.4							
10	2'01.075		42.655	25.607	29.253	23.560	201.4							
11	1'45.116		28.106	24.512	29.166	23.332	206.1							
12	1'45.151		27.926	24.674	29.201	23.350	203.3							
13	1'42.603	P	29.321*	25.830	30.199	17.246	200.3							
14	1'50.117		32.644	25.097	29.285	23.091	205.7							
15	1'51.478		31.295	27.413	29.535	23.235	204.9							
16	1'44.729		27.749	24.670	29.080	23.230	203.7							
17	1'47.490	*	29.781*	24.674	29.407	23.620	203.7							

Fastest Lap: Dennis FOGGIA Leopard Racing ITA **1'42.009** 27.003 24.170 28.355 22.481

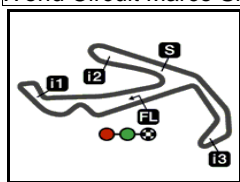
These data/results cannot be reproduced, stored and/or transmitted in whole or in part by any manner of electronic, mechanical, photocopying, recording, broadcasting or otherwise now known or herein after developed without the previous express consent by the copyright owner, except for reproduction in daily press and regular printed publications on sale to the public within 60 days of the event related to those data/results and always provided that copyright symbol appears together as follows below.
© DORNA, 2021

Official MotoGP Timing by TISSOT
www.motogp.com

Misano Adriatico, Friday, September 17, 2021

Page 6 of 6





4226 m.

GP OCTO DI SAN MARINO E DELLA RIVIERA DI RIMINI

Free Practice Nr. 1

Best Partial Times

Moto3™

IT Ideal Lap Time, sum of the best partial times*BT* Best Lap Time

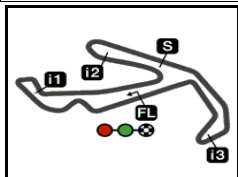
T1			T2			T3			T4				
Pos	Rider	Time	Rider	Time	Rider	Time	Rider	Time	Pos	Rider	IT	BT	
1	D.FOGGIA	27.003	D.ÖNCÜ	24.077	D.FOGGIA	28.355	D.FOGGIA	22.481	1	D.FOGGIA	1'42.009	1'42.009	(1)
2	A.MIGNO	27.006	X.ARTIGAS	24.100	R.FENATI	28.427	R.FENATI	22.521	2	R.FENATI	1'42.274	1'42.379	(2)
3	G.RODRIGO	27.153	I.GUEVARA	24.134	S.GARCIA	28.509	A.MIGNO	22.575	3	A.MIGNO	1'42.540	1'42.673	(4)
4	N.ANTONELLI	27.171	R.FENATI	24.153	N.ANTONELLI	28.517	D.ÖNCÜ	22.597	4	N.ANTONELLI	1'42.671	1'42.671	(3)
5	R.FENATI	27.173	D.FOGGIA	24.170	G.RODRIGO	28.557	T.SUZUKI	22.643	5	D.ÖNCÜ	1'42.789	1'42.789	(5)
6	F.SALAC	27.233	S.GARCIA	24.216	T.SUZUKI	28.600	M.BERTELLE	22.648	6	G.RODRIGO	1'42.818	1'43.147	(10)
7	M.BERTELLE	27.335	D.BINDER	24.238	K.TOBA	28.620	I.GUEVARA	22.670	7	I.GUEVARA	1'42.833	1'43.063	(7)
8	D.BINDER	27.339	A.MIGNO	24.240	P.ACOSTA	28.649	D.BINDER	22.690	8	T.SUZUKI	1'42.932	1'42.932	(6)
9	J.MASIA	27.344	N.ANTONELLI	24.284	S.NEPA	28.653	N.ANTONELLI	22.699	9	M.BERTELLE	1'42.973	1'43.287	(16)
10	S.GARCIA	27.367	T.SUZUKI	24.296	I.GUEVARA	28.655	J.MASIA	22.710	10	F.SALAC	1'43.041	1'43.207	(11)
11	R.YAMANAKA	27.369	P.ACOSTA	24.299	D.ÖNCÜ	28.668	X.ARTIGAS	22.723	11	D.BINDER	1'43.052	1'43.225	(12)
12	I.GUEVARA	27.374	M.BERTELLE	24.306	J.MASIA	28.672	R.YAMANAKA	22.733	12	S.GARCIA	1'43.056	1'43.277	(15)
13	T.SUZUKI	27.393	F.SALAC	24.313	M.BERTELLE	28.684	F.SALAC	22.735	13	J.MASIA	1'43.060	1'43.103	(8)
14	C.TATAY	27.402	S.NEPA	24.325	L.FELLON	28.697	R.ROSSI	22.752	14	X.ARTIGAS	1'43.080	1'43.112	(9)
15	E.BARTOLINI	27.404	J.MASIA	24.334	A.MIGNO	28.719	A.SASAKI	22.755	15	S.NEPA	1'43.235	1'43.272	(13)
16	S.NEPA	27.422	G.RODRIGO	24.348	J.MCPHEE	28.726	G.RODRIGO	22.760	16	P.ACOSTA	1'43.272	1'43.272	(14)
17	D.ÖNCÜ	27.447	K.TOBA	24.377	X.ARTIGAS	28.753	C.TATAY	22.777	17	R.YAMANAKA	1'43.329	1'43.427	(17)
18	A.FERNANDEZ	27.454	E.BARTOLINI	24.391	F.SALAC	28.760	E.BARTOLINI	22.791	18	E.BARTOLINI	1'43.358	1'43.560	(18)
19	L.FELLON	27.465	R.YAMANAKA	24.408	C.TATAY	28.764	A.IZDIHAR	22.807	19	C.TATAY	1'43.388	1'43.733	(23)
20	P.ACOSTA	27.467	C.TATAY	24.445	E.BARTOLINI	28.772	S.NEPA	22.835	20	L.FELLON	1'43.527	1'43.601	(19)
21	J.MCPHEE	27.471	L.FELLON	24.457	R.ROSSI	28.778	K.TOBA	22.855	21	K.TOBA	1'43.553	1'43.743	(25)
22	R.ROSSI	27.474	A.SASAKI	24.464	D.BINDER	28.785	P.ACOSTA	22.857	22	R.ROSSI	1'43.574	1'43.663	(20)
23	A.IZDIHAR	27.503	A.IZDIHAR	24.487	A.SASAKI	28.811	A.FERNANDEZ	22.858	23	J.MCPHEE	1'43.618	1'43.723	(22)
24	X.ARTIGAS	27.504	A.FERNANDEZ	24.490	R.YAMANAKA	28.819	L.FELLON	22.908	24	A.SASAKI	1'43.645	1'43.780	(26)

These data/results cannot be reproduced, stored and/or transmitted in whole or in part by any manner of electronic, mechanical, photocopying, recording, broadcasting or otherwise now known or herein after developed without the previous express consent by the copyright owner, except for reproduction in daily press and regular printed publications on sale to the public within 60 days of the event related to those data/results and always provided that copyright symbol appears together as follows below.

© DORNA, 2021

Official MotoGP Timing by TISSOT
www.motogp.com





4226 m.

GP OCTO DI SAN MARINO E DELLA RIVIERA DI RIMINI

Free Practice Nr. 1

Best Partial Times

Moto3™

IT Ideal Lap Time, sum of the best partial times

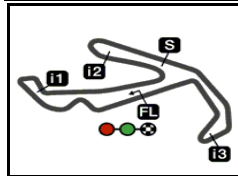
BT Best Lap Time

T1		T2		T3		T4				<i>IT</i>	<i>BT</i>	
<i>Pos</i>	<i>Rider</i>	<i>Time</i>	<i>Rider</i>	<i>Time</i>	<i>Rider</i>	<i>Time</i>	<i>Rider</i>	<i>Time</i>	<i>Pos</i>	<i>Rider</i>	<i>IT</i>	<i>BT</i>
25	J.ALCOBA	27.572	J.MCPHEE	24.512	A.SURRA	28.838	J.MCPHEE	22.909	25	A.IZDIHAR	1'43.677	1'43.687 (21)
26	A.SASAKI	27.615	M.KOFLER	24.512	A.IZDIHAR	28.880	S.GARCIA	22.964	26	A.FERNANDEZ	1'43.708	1'43.742 (24)
27	A.SURRA	27.631	R.ROSSI	24.570	A.FERNANDEZ	28.906	J.ALCOBA	23.026	27	A.SURRA	1'44.138	1'44.179 (27)
28	K.TOBA	27.701	A.SURRA	24.578	J.ALCOBA	28.982	Y.KUNII	23.052	28	J.ALCOBA	1'44.234	1'44.234 (28)
29	M.KOFLER	27.749	J.ALCOBA	24.654	Y.KUNII	29.028	A.SURRA	23.091	29	M.KOFLER	1'44.432	1'44.729 (30)
30	Y.KUNII	27.763	Y.KUNII	24.742	M.KOFLER	29.080	M.KOFLER	23.091	30	Y.KUNII	1'44.585	1'44.634 (29)

These data/results cannot be reproduced, stored and/or transmitted in whole or in part by any manner of electronic, mechanical, photocopying, recording, broadcasting or otherwise now known or herein after developed without the previous express consent by the copyright owner, except for reproduction in daily press and regular printed publications on sale to the public within 60 days of the event related to those data/results and always provided that copyright symbol appears together as follows below.
© DORNA, 2021

Official MotoGP Timing by **TISSOT**
www.motogp.com





4226 m.

GP OCTO DI SAN MARINO E DELLA RIVIERA DI RIMINI

Free Practice Nr. 1

Fastest Laps Sequence

<i>Practice Time</i>	 <i>Rider</i>	<i>Nation</i>	<i>Motorcycle</i>	<i>Time</i>	<i>Km/h</i>	<i>Rider's Lap</i>
4'05.266	5 Jaume MASIA	SPA	KTM	1'45.984	143.5	2
4'44.427	12 Filip SALAC	CZE	KTM	1'45.521	144.1	2
4'45.284	40 Darryn BINDER	RSA	HONDA	1'45.467	144.2	2
5'11.076	55 Romano FENATI	ITA	HUSQVARNA	1'45.246	144.5	2
6'27.585	16 Andrea MIGNO	ITA	HONDA	1'45.012	144.8	3
6'28.785	7 Dennis FOGGIA	ITA	HONDA	1'44.708	145.2	3
6'29.034	12 Filip SALAC	CZE	KTM	1'44.607	145.4	3
6'29.801	40 Darryn BINDER	RSA	HONDA	1'44.517	145.5	3
8'12.904	7 Dennis FOGGIA	ITA	HONDA	1'44.119	146.1	4
8'13.133	12 Filip SALAC	CZE	KTM	1'44.099	146.1	4
9'56.596	7 Dennis FOGGIA	ITA	HONDA	1'43.692	146.7	5
11'40.223	7 Dennis FOGGIA	ITA	HONDA	1'43.627	146.8	6
11'40.942	12 Filip SALAC	CZE	KTM	1'43.612	146.8	6
18'37.441	7 Dennis FOGGIA	ITA	HONDA	1'43.517	146.9	10
26'16.762	23 Niccolò ANTONELLI	ITA	KTM	1'43.488	147.0	12
28'03.695	28 Izan GUEVARA	SPA	GASGAS	1'43.464	147.0	12
29'47.076	28 Izan GUEVARA	SPA	GASGAS	1'43.381	147.1	13
33'55.931	55 Romano FENATI	ITA	HUSQVARNA	1'42.674	148.1	12
35'38.568	55 Romano FENATI	ITA	HUSQVARNA	1'42.637	148.2	13
37'25.712	7 Dennis FOGGIA	ITA	HONDA	1'42.460	148.4	15
40'51.880	7 Dennis FOGGIA	ITA	HONDA	1'42.009	149.1	17

These data/results cannot be reproduced, stored and/or transmitted in whole or in part by any manner of electronic, mechanical, photocopying, recording, broadcasting or otherwise now known or herein after developed without the previous express consent by the copyright owner, except for reproduction in daily press and regular printed publications on sale to the public within 60 days of the event related to those data/results and always provided that copyright symbol appears together as follows below.

© DORNA, 2021

Official MotoGP Timing by TISSOT
www.motogp.com

Misano Adriatico, Friday, September 17, 2021

