


4226 m.

## GP OCTO DI SAN MARINO E DELLA RIVIERA DI RIMINI

## Free Practice Nr. 2

## Classification

6

	Rider	Nation	Team	Motorcycle	Time	Lap Total	Gap	Top Speed
1	7 Dennis FOGGIA	ITA	Leopard Racing	HONDA	<b>1'42.333</b>	13 18		<b>207.6</b>
2	37 Pedro ACOSTA	SPA	Red Bull KTM Ajo	KTM	<b>1'42.346</b>	13 16	0.013 0.013	<b>206.5</b>
3	23 Niccolò ANTONELLI	ITA	Avintia VR46 Academy	KTM	<b>1'42.452</b>	15 17	0.119 0.106	<b>208.0</b>
4	55 Romano FENATI	ITA	Sterilgarda Max Racing Team	HUSQVARNA	<b>1'42.469</b>	12 13	0.136 0.017	<b>208.8</b>
5	16 Andrea MIGNO	ITA	Rivacold Snipers Team	HONDA	<b>1'42.495</b>	15 17	0.162 0.026	<b>206.1</b>
6	18 Matteo BERTELLE	ITA	Bardahl VR46 Riders Academy	KTM	<b>1'42.714</b>	13 18	0.381 0.219	<b>206.5</b>
7	17 John MCPHEE	GBR	Petronas Sprinta Racing	HONDA	<b>1'42.777</b>	14 14	0.444 0.063	<b>208.0</b>
8	40 Darryn BINDER	RSA	Petronas Sprinta Racing	HONDA	<b>1'42.850</b>	5 6	0.517 0.073	<b>205.3</b>
9	12 Filip SALAC	CZE	CarXpert PruestelGP	KTM	<b>1'42.860</b>	13 14	0.527 0.010	<b>207.6</b>
10	5 Jaime MASIA	SPA	Red Bull KTM Ajo	KTM	<b>1'42.882</b>	15 16	0.549 0.022	<b>205.7</b>
11	53 Deniz ÖNCÜ	TUR	Red Bull KTM Tech 3	KTM	<b>1'42.987</b>	5 12	0.654 0.105	<b>207.6</b>
12	28 Izan GUEVARA	SPA	GAVIOTA GASGAS Aspar Team	GASGAS	<b>1'43.048</b>	16 17	0.715 0.061	<b>208.0</b>
13	99 Carlos TATAY	SPA	Avintia Esponsorama Moto3	KTM	<b>1'43.140</b>	12 17	0.807 0.092	<b>207.2</b>
14	82 Stefano NEPA	ITA	BOE Owlride	KTM	<b>1'43.181</b>	13 17	0.848 0.041	<b>208.0</b>
15	11 Sergio GARCIA	SPA	GAVIOTA GASGAS Aspar Team	GASGAS	<b>1'43.306</b>	16 17	0.973 0.125	<b>208.8</b>
16	24 Tatsuki SUZUKI	JPN	SIC58 Squadra Corse	HONDA	<b>1'43.367</b>	5 15	1.034 0.061	<b>205.3</b>
17	71 Ayumu SASAKI	JPN	Red Bull KTM Tech 3	KTM	<b>1'43.430</b>	5 12	1.097 0.063	<b>207.6</b>
18	54 Riccardo ROSSI	ITA	BOE Owlride	KTM	<b>1'43.454</b>	12 13	1.121 0.024	<b>205.7</b>
19	2 Gabriel RODRIGO	ARG	Indonesian Racing Gresini Moto3	HONDA	<b>1'43.474</b>	11 14	1.141 0.020	<b>204.9</b>
20	43 Xavier ARTIGAS	SPA	Leopard Racing	HONDA	<b>1'43.529</b>	5 14	1.196 0.055	<b>208.0</b>
21	22 Elia BARTOLINI	ITA	Bardahl VR46 Riders Academy	KTM	<b>1'43.625</b>	7 16	1.292 0.096	<b>205.7</b>
22	20 Lorenzo FELLON	FRA	SIC58 Squadra Corse	HONDA	<b>1'43.639</b>	5 13	1.306 0.014	<b>207.6</b>
23	27 Kaito TOBA	JPN	CIP Green Power	KTM	<b>1'43.801</b>	12 15	1.468 0.162	<b>203.3</b>
24	67 Alberto SURRA	ITA	Rivacold Snipers Team	HONDA	<b>1'43.877</b>	5 17	1.544 0.076	<b>204.9</b>
25	52 Jeremy ALCOBA	SPA	Indonesian Racing Gresini Moto3	HONDA	<b>1'43.894</b>	14 14	1.561 0.017	<b>205.3</b>
26	92 Yuki KUNII	JPN	Honda Team Asia	HONDA	<b>1'43.930</b>	15 16	1.597 0.036	<b>204.1</b>
27	6 Ryusei YAMANAKA	JPN	CarXpert PruestelGP	KTM	<b>1'43.962</b>	9 16	1.629 0.032	<b>204.9</b>
28	19 Andi Farid IZDIHAR	INA	Honda Team Asia	HONDA	<b>1'44.186</b>	16 17	1.853 0.224	<b>204.9</b>
29	31 Adrian FERNANDEZ	SPA	Sterilgarda Max Racing Team	HUSQVARNA	<b>1'44.206</b>	15 15	1.873 0.020	<b>210.1</b>
30	73 Maximilian KOFLE	AUT	CIP Green Power	KTM	<b>1'44.213</b>	5 16	1.880 0.007	<b>205.3</b>

Practice condition: **Dry**Air: **26°**Humidity: **72%**Ground: **31°**

<b>Fastest Lap:</b>	Lap: 13	<b>Dennis FOGGIA</b>	<b>1'42.333</b>	148.6 Km/h
<b>Best Race Lap:</b>	2020	<b>Gabriel RODRIGO</b>	<b>1'41.988</b>	149.1 Km/h
<b>All Time Lap Record:</b>	2020	<b>Celestino VIETTI</b>	<b>1'41.155</b>	150.3 Km/h

The results are provisional until the end of the limit for protest and appeals.

Time limit for protest expires 30' after publication of the results - ..... Time: .....

These data/results cannot be reproduced, stored and/or transmitted in whole or in part by any manner of electronic, mechanical, photocopying, recording, broadcasting or otherwise now known or herein after developed without the previous express consent by the copyright owner, except for reproduction in daily press and regular printed publications on sale to the public within 60 days of the event related to those data/results and always provided that copyright symbol appears together as follows below.

© DORNA, 2021

Official MotoGP Timing by TISSOT  
www.motogp.com

Misano Adriatico, Friday, September 17, 2021

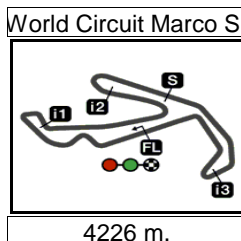
moto3




## GP OCTO DI SAN MARINO E DELLA RIVIERA DI RIMINI

## Free Practice Nr. 2

## Combined Free Practice Times



7

	Rider	Nation	Team	MOTORCYCLE	FP1	FP2	Gap
1	7 <b>D.FOGGIA</b>	ITA	Leopard Racing	HONDA	<b>1'42.009</b>	17 1'42.333	13
2	37 <b>P.ACOSTA</b>	SPA	Red Bull KTM Ajo	KTM	1'43.272	13 <b>1'42.346</b>	0.337 0.337
3	55 <b>R.FENATI</b>	ITA	Sterilgarda Max Racing Team	HUSQVARNA	<b>1'42.379</b>	16 1'42.469	0.370 0.033
4	23 <b>N.ANTONELLI</b>	ITA	Avintia VR46 Academy	KTM	1'42.671	16 <b>1'42.452</b>	0.443 0.073
5	16 <b>A.MIGNO</b>	ITA	Rivacold Snipers Team	HONDA	1'42.673	17 <b>1'42.495</b>	0.486 0.043
6	18 <b>M.BERTELLE</b>	ITA	Bardahl VR46 Riders Academy	KTM	1'43.287	17 <b>1'42.714</b>	0.705 0.219
7	17 <b>J.MCPHEE</b>	GBR	Petronas Sprinta Racing	HONDA	1'43.723	15 <b>1'42.777</b>	0.768 0.063
8	53 <b>D.ÖNCÜ</b>	TUR	Red Bull KTM Tech 3	KTM	<b>1'42.789</b>	13 1'42.987	0.780 0.012
9	40 <b>D.BINDER</b>	RSA	Petronas Sprinta Racing	HONDA	1'43.225	14 <b>1'42.850</b>	0.841 0.061
10	12 <b>F.SALAC</b>	CZE	CarXpert PruestelGP	KTM	1'43.207	14 <b>1'42.860</b>	0.851 0.010
11	5 <b>J.MASIA</b>	SPA	Red Bull KTM Ajo	KTM	1'43.103	15 <b>1'42.882</b>	0.873 0.022
12	24 <b>T.SUZUKI</b>	JPN	SIC58 Squadra Corse	HONDA	<b>1'42.932</b>	14 1'43.367	0.923 0.050
13	28 <b>I.GUEVARA</b>	SPA	GAVIOTA GASGAS Aspar Team	GASGAS	1'43.063	19 <b>1'43.048</b>	1.039 0.116
14	43 <b>X.ARTIGAS</b>	SPA	Leopard Racing	HONDA	<b>1'43.112</b>	13 1'43.529	1.103 0.064
15	99 <b>C.TATAY</b>	SPA	Avintia Esponsorama Moto3	KTM	1'43.733	14 <b>1'43.140</b>	1.131 0.028
16	2 <b>G.RODRIGO</b>	ARG	Indonesian Racing Gresini Moto3	HONDA	<b>1'43.147</b>	13 1'43.474	1.138 0.007
17	82 <b>S.NEPA</b>	ITA	BOE Owlride	KTM	1'43.272	15 <b>1'43.181</b>	1.172 0.034
18	11 <b>S.GARCIA</b>	SPA	GAVIOTA GASGAS Aspar Team	GASGAS	<b>1'43.277</b>	16 1'43.306	1.268 0.096
19	6 <b>R.YAMANAKA</b>	JPN	CarXpert PruestelGP	KTM	<b>1'43.427</b>	17 1'43.962	1.418 0.150
20	71 <b>A.SASAKI</b>	JPN	Red Bull KTM Tech 3	KTM	1'43.780	13 <b>1'43.430</b>	1.421 0.003
21	54 <b>R.ROSSI</b>	ITA	BOE Owlride	KTM	1'43.663	17 <b>1'43.454</b>	1.445 0.024
22	22 <b>E.BARTOLINI</b>	ITA	Bardahl VR46 Riders Academy	KTM	<b>1'43.560</b>	16 1'43.625	1.551 0.106
23	20 <b>L.FELLON</b>	FRA	SIC58 Squadra Corse	HONDA	<b>1'43.601</b>	14 1'43.639	1.592 0.041
24	19 <b>A.IZDIHAR</b>	INA	Honda Team Asia	HONDA	<b>1'43.687</b>	19 1'44.186	1.678 0.086
25	31 <b>A.FERNANDEZ</b>	SPA	Sterilgarda Max Racing Team	HUSQVARNA	<b>1'43.742</b>	15 1'44.206	1.733 0.055
26	27 <b>K.TOBA</b>	JPN	CIP Green Power	KTM	<b>1'43.743</b>	18 1'43.801	1.734 0.001
27	67 <b>A.SURRA</b>	ITA	Rivacold Snipers Team	HONDA	1'44.179	16 <b>1'43.877</b>	1.868 0.134
28	52 <b>J.ALCOBA</b>	SPA	Indonesian Racing Gresini Moto3	HONDA	1'44.234	8 <b>1'43.894</b>	1.885 0.017
29	92 <b>Y.KUNII</b>	JPN	Honda Team Asia	HONDA	1'44.634	9 <b>1'43.930</b>	1.921 0.036
30	73 <b>M.KOFLER</b>	AUT	CIP Green Power	KTM	1'44.729	16 <b>1'44.213</b>	2.204 0.283

<b>Pole Position Record:</b>	2020	<b>Raul FERNANDEZ</b>	<b>1'41.705</b>	149.5 Km/h
<b>Best Race Lap:</b>	2020	<b>Gabriel RODRIGO</b>	<b>1'41.988</b>	149.1 Km/h
<b>All Time Lap Record:</b>	2020	<b>Celestino VIETTI</b>	<b>1'41.155</b>	150.3 Km/h

The results are provisional until the end of the limit for protest and appeals.

Time limit for protest expires 60' after publication of the results - ..... Time: .....

These data/results cannot be reproduced, stored and/or transmitted in whole or in part by any manner of electronic, mechanical, photocopying, recording, broadcasting or otherwise now known or herein after developed without the previous express consent by the copyright owner, except for reproduction in daily press and regular printed publications on sale to the public within 60 days of the event related to those data/results and always provided that copyright symbol appears together as follows below.

© DORNA, 2021

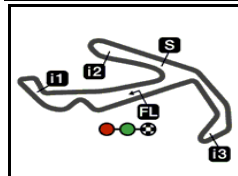
Official MotoGP Timing by TISSOT

www.motogp.com

Misano Adriatico, Friday, September 17, 2021







4226 m.

## GP OCTO DI SAN MARINO E DELLA RIVIERA DI RIMINI

## Free Practice Nr. 2

## Top Speed &amp; Average

8



Rider	Nation	Motorcycle	Top 5 speeds					Average	Top
31 Adrian FERNANDEZ	SPA	HUSQVARNA	210.1	208.0	206.1	205.3	204.1	206.7	210.1
11 Sergio GARCIA	SPA	GASGAS	208.8	206.5	206.1	205.3	204.9	206.1	208.8
55 Romano FENATI	ITA	HUSQVARNA	208.8	207.2	206.1	205.7	203.0	205.6	208.8
17 John MCPHEE	GBR	HONDA	208.0	205.3	205.3	205.3	204.9	205.6	208.0
23 Niccolò ANTONELLI	ITA	KTM	208.0	207.6	204.9	204.5	204.1	205.3	208.0
28 Izan GUEVARA	SPA	GASGAS	208.0	207.6	206.5	206.1	206.1	206.6	208.0
43 Xavier ARTIGAS	SPA	HONDA	208.0	208.0	207.6	206.1	205.7	207.1	208.0
82 Stefano NEPA	ITA	KTM	208.0	207.2	205.3	203.7	203.7	205.6	208.0
7 Dennis FOGGIA	ITA	HONDA	207.6	207.2	206.8	205.7	205.7	206.5	207.6
12 Filip SALAC	CZE	KTM	207.6	206.1	204.9	201.8	201.8	203.5	207.6
20 Lorenzo FELLON	FRA	HONDA	207.6	206.8	206.5	204.9	204.5	205.6	207.6
53 Deniz ÖNCÜ	TUR	KTM	207.6	206.8	206.8	205.7	205.3	206.4	207.6
71 Ayumu SASAKI	JPN	KTM	207.6	206.8	206.5	205.3	203.7	205.6	207.6
99 Carlos TATAY	SPA	KTM	207.2	206.1	204.9	204.5	202.6	204.7	207.2
18 Matteo BERTELLE	ITA	KTM	206.5	203.7	203.0	202.6	202.6	203.7	206.5
37 Pedro ACOSTA	SPA	KTM	206.5	206.5	205.3	204.9	204.5	205.5	206.5
16 Andrea MIGNO	ITA	HONDA	206.1	206.1	204.5	204.5	204.5	205.1	206.1
5 Jaume MASIA	SPA	KTM	205.7	205.3	204.1	203.7	203.3	204.2	205.7
22 Elia BARTOLINI	ITA	KTM	205.7	205.3	204.5	204.5	204.5	204.9	205.7
54 Riccardo ROSSI	ITA	KTM	205.7	205.3	204.9	204.9	204.5	205.1	205.7
24 Tatsuki SUZUKI	JPN	HONDA	205.3	205.3	204.9	204.5	201.8	203.9	205.3
40 Darryn BINDER	RSA	HONDA	205.3	203.3	202.2	201.8	201.4	202.8	205.3
52 Jeremy ALCOBA	SPA	HONDA	205.3	204.5	203.0	202.2	202.2	203.1	205.3
73 Maximilian KOFLE	AUT	KTM	205.3	204.5	204.5	204.5	204.1	204.6	205.3
2 Gabriel RODRIGO	ARG	HONDA	204.9	204.5	204.5	203.7	203.3	204.0	204.9
6 Ryusei YAMANAKA	JPN	KTM	204.9	204.1	203.0	202.6	202.2	203.4	204.9
19 Andi Farid IZDIHAR	INA	HONDA	204.9	204.5	203.0	202.6	202.2	203.4	204.9
67 Alberto SURRA	ITA	HONDA	204.9	203.3	203.0	201.8	201.8	203.0	204.9
92 Yuki KUNII	JPN	HONDA	204.1	203.7	203.3	202.6	202.2	203.2	204.1
27 Kaito TOBA	JPN	KTM	203.3	203.3	202.2	201.4	201.4	202.2	203.3

These data/results cannot be reproduced, stored and/or transmitted in whole or in part by any manner of electronic, mechanical, photocopying, recording, broadcasting or otherwise now known or herein after developed without the previous express consent by the copyright owner, except for reproduction in daily press and regular printed publications on sale to the public within 60 days of the event related to those data/results and always provided that copyright symbol appears together as follows below.

© DORNA, 2021

Official MotoGP Timing by TISSOT  
www.motogp.com



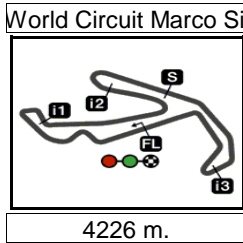
Misano Adriatico, Friday, September 17, 2021

## GP OCTO DI SAN MARINO E DELLA RIVIERA DI RIMINI

## Free Practice Nr. 2

## Chronological Analysis of Performances

9



4226 m.

\* Lap / Sector time cancelled

T1 Time from finish line to 1st intermediate

T3 Time from 2nd intermed. to 3rd intermed.

P Crossing the finish line in pit lane

T2 Time from 1st intermed. to 2nd intermed.

T4 Time from 3rd intermediate to finish line

Lap	Lap Time	T1	T2	T3	T4	Speed	Lap	Lap Time	T1	T2	T3	T4	Speed
<b>1st</b>	<b>7</b>	<b>Dennis FOGGIA</b>			Leopard Racing	ITA	5	<b>1'43.347</b>	27.375	24.358	28.642	22.972	208.0
		Runs=2	Total laps=18	Full laps=13			6	<b>1'46.960</b>	29.713	25.573	28.863	22.811	203.0
1	3'27.951	51.604	28.290	31.209	25.661	201.1	7	<b>1'43.921</b>	27.425	24.228	29.022	23.246	207.6
2	<b>1'52.640</b>	28.447	30.678	29.648	23.867	206.8	8	<b>1'43.113</b>	27.316	24.407	28.561	22.829	204.1
3	<b>1'44.031</b>	27.606	24.665	28.773	22.987	204.5	9	<b>1'43.278</b>	27.350	24.399	28.614	22.915	203.7
4	<b>1'43.614</b>	27.472	24.505	28.754	22.883	204.1	10	1'41.977 P	31.02*	24.927	29.124	16.905	204.1
5	<b>1'43.931</b>	27.331	24.553	28.839	23.208	202.2	11	1'55.370	38.440	24.970	28.935	23.025	202.6
6	<b>1'43.254</b>	27.264	24.433	28.759	22.798	202.2	12	<b>1'43.167</b>	27.413	24.493	28.532	22.729	204.9
7	<b>1'43.150</b>	27.249	24.418	28.707	22.776	202.6	13	1'38.915 P	27.400	24.422	28.731*	18.362	203.7
8	<b>1'43.157</b>	27.273	24.393	28.714	22.777	203.0	14	1'51.442	34.771	24.950	28.878	22.843	201.4
9	<b>1'43.026</b>	27.183	24.344	28.694	22.805	203.0	15	<b>1'42.452</b>	27.202	24.190	28.395	22.665	203.0
10	1'41.687 P	28.99*	25.291	30.152	17.246	202.6	16	<b>1'42.798</b>	27.130	24.170	28.371	23.127	204.5
11	1'50.884	34.457	24.863	28.821	22.743	205.7	17	<b>1'49.303</b>	27.093	26.167	30.785	25.258	189.8
12	<b>1'42.508</b>	27.029	24.325	28.510	22.644	205.7		PIT	33.718	43.604	33.253	22.002	187.1
13	<b>1'42.333</b>	27.104	24.220	28.459	22.550	207.2	<b>4th</b>	<b>55</b>	<b>Romano FENATI</b>			Sterilgarda Max Racin	ITA
14	1'38.038 P	28.42*	24.483	28.722	16.407	205.3			Runs=2	Total laps=13	Full laps=7		
15	1'48.922	32.770	24.786	28.650	22.716	204.5	1	3'39.307	35.401	25.641	28.961	23.145	201.1
16	<b>1'42.698</b>	27.182	24.303	28.577	22.636	205.7	2	<b>1'43.519</b>	27.565	24.563	28.482	22.909	205.7
17	<b>1'42.410</b>	27.003	24.088	28.543	22.776	207.6	3	1'43.192 *	27.543	24.309	28.521*	22.819	206.1
18	<b>1'54.708</b>	27.422	28.236	31.730	27.320	198.8	4	<b>1'42.994</b>	27.361	24.333	28.540	22.760	208.8
<b>2nd</b>	<b>37</b>	<b>Pedro ACOSTA</b>			Red Bull KTM Ajo	SPA	5	<b>1'42.971</b>	27.318	24.298	28.546	22.809	207.2
		Runs=2	Total laps=16	Full laps=11			6	1'40.820 P	29.63*	25.031	29.027	17.132	196.7
1	2'11.843 *	34.237	25.218	29.025	23.645*	202.6	7	1'51.802	33.826	24.797	30.093	23.086	198.1
2	<b>1'44.023</b>	27.635	24.670	28.662	23.056	204.9	8	<b>1'43.233</b>	27.521	24.320	28.616	22.776	201.8
3	<b>1'43.383</b>	27.426	24.507	28.557	22.893	204.1	9	1'39.248 P	28.42*	24.855	29.027	16.943	201.4
4	<b>1'43.416</b>	27.406	24.497	28.592	22.921	203.7	10	1'48.844	32.985	24.637	28.572	22.650	202.6
5	<b>1'43.126</b>	27.384	24.434	28.441	22.867	204.1	11	<b>1'42.650</b>	27.188	24.219	28.461	22.782	202.6
6	1'38.614 P	27.427	24.485	28.797	17.905	203.0	12	<b>1'42.469</b>	27.134	24.162	28.424	22.749	203.0
7	1'52.390	33.892	26.630	28.839	23.029	206.5	13	<b>1'43.137</b>	27.199	24.411	28.627	22.900	203.0
8	<b>1'43.148</b>	27.278	24.574	28.441	22.855	206.5	<b>5th</b>	<b>16</b>	<b>Andrea MIGNO</b>			Rivacold Snipers Tea	ITA
9	<b>1'43.652</b>	27.352	24.457	29.001	22.842	203.7			Runs=2	Total laps=17	Full laps=10		
10	1'39.082 P	28.26*	24.747	28.790	17.277	204.1	1	2'54.743	36.416	25.360	29.935	23.967	200.3
11	1'50.035	34.043	24.682	28.540	22.770	203.0	2	<b>1'45.242</b>	27.896	24.817	29.320	23.209	201.4
12	<b>1'42.572</b>	27.175	24.233	28.385	22.779	204.1	3	1'52.552 *	35.50*	24.904	29.178	22.966	204.5
13	<b>1'42.346</b>	27.004	24.229	28.362	22.751	204.1	4	<b>1'49.530</b>	27.726	24.498	28.754	28.552	204.5
14	<b>1'42.516</b>	27.235	24.198	28.388	22.695	204.5	5	<b>1'43.699</b>	27.448	24.367	28.994	22.890	206.1
15	<b>1'44.358</b>	27.249	24.495	28.727	23.887	205.3	6	<b>1'43.077</b>	27.409	24.350	28.690	22.628	204.5
16	<b>1'51.196</b>	29.293	26.687	29.850	25.366	203.3	7	<b>1'43.672</b>	27.407	24.481	28.957	22.827	202.6
<b>3rd</b>	<b>23</b>	<b>Niccolò ANTONELL</b>			Avintia VR46	ITA	8	<b>1'43.203</b>	27.217	24.366	28.809	22.811	206.1
		Runs=3	Total laps=18	Full laps=11			9	1'48.669 *	32.14*	24.750	28.962	22.815	203.7
1	3'10.869	47.966	25.393	29.246	23.319	201.1	10	1'37.700 P	27.513	24.501	29.110	16.576	200.7
2	<b>1'44.456</b>	27.820	24.715	28.851	23.070	202.6	11	1'54.719	37.329	24.997	29.331	23.062	201.1
3	<b>1'43.553</b>	27.560	24.446	28.690	22.857	203.3	12	<b>1'44.041</b>	27.586	24.744	28.838	22.873	202.2
4	1'43.461 *	27.552	24.372	28.610	22.927*	204.1	13	1'37.113 P	27.478	24.554	28.824	16.257	202.2

**Fastest Lap:** Dennis FOGGIA Leopard Racing ITA **1'42.333** 27.104 24.220 28.459 22.550

These data/results cannot be reproduced, stored and/or transmitted in whole or in part by any manner of electronic, mechanical, photocopying, recording, broadcasting or otherwise now known or herein after developed without the previous express consent by the copyright owner, except for reproduction in daily press and regular printed publications on sale to the public within 60 days of the event related to those data/results and always provided that copyright symbol appears together as follows below.  
© DORNA, 2021



# Free Practice Nr. 2

# Moto3

Lap	Lap Time	T1	T2	T3	T4	Speed	Lap	Lap Time	T1	T2	T3	T4	Speed
14	2'03.726	36.351	25.043	38.451	23.881	198.1	1	3'29.697 *	48.584	26.645	34.276	26.242 *	199.2
15	<b>1'42.495</b>	<b>27.168</b>	<b>24.236</b>	<b>28.517</b>	<b>22.574</b>	203.3	2	<b>1'51.553</b>	27.914	28.893	29.731	25.015	200.7
16	<b>1'53.690</b>	27.654	31.094	31.979	22.963	199.2	3	<b>1'43.652</b>	27.625	24.487	28.572	22.968	204.9
17	<b>1'55.307</b>	29.360	29.817	30.594	25.536	198.1	4	<b>1'43.833</b>	27.765	24.415	28.778	22.875	201.8
<b>6th 18 Matteo BERTELLE</b> Bardahl VR46 Riders ITA							5	<b>1'43.532</b>	27.380	24.510	28.727	22.915	201.8
Runs=2 Total laps=18 Full laps=11							6	1'47.425 P	31.319	26.694	29.854 *	19.558	189.8
1	2'55.181	49.264	25.734	30.064	24.054	200.0	7	1'54.575 *	33.422	28.229	29.784 *	23.140	198.8
2	1'45.213 *	28.056	24.761	29.199 *	23.197	203.0	8	<b>1'46.825</b>	28.266	24.946	30.767	22.846	201.8
3	<b>1'51.052</b>	29.954	26.318	31.609	23.171	200.3	9	<b>1'43.392</b>	27.517	24.305	28.857	<b>22.713</b>	201.8
4	<b>1'44.486</b>	27.767	24.732	28.994	22.993	200.0	10	1'44.836 *	27.605	24.496	29.374 *	23.361	200.0
5	1'44.054 *	27.545	24.588	28.902	23.019 *	200.3	11	1'38.916 P	27.415	24.405	28.755 *	18.341	201.8
6	<b>1'44.067</b>	27.732	24.510	28.865	22.960	200.7	12	2'09.378	38.848	29.829	33.146	27.555	171.7
7	<b>1'52.890</b>	27.580	31.450	30.160	23.700	194.5	13	<b>1'42.860</b>	<b>27.336</b>	24.279	<b>28.470</b>	22.775	<b>207.6</b>
8	<b>1'44.118</b>	27.647	24.653	28.950	22.868	203.7	14	<b>1'48.021</b>	27.702	<b>24.275</b>	30.268	25.776	206.1
9	1'41.670 P	28.921 *	25.513	29.572	17.665	198.5	PIT 29.862 27.204 31.696 21.072 188.8						
10	1'53.674	36.131	25.522	29.127	22.894	202.6	<b>10th 5 Jaume MASIA</b> Red Bull KTM Ajo SPA						
11	<b>1'43.164</b>	27.496	24.362	28.592	22.714	<b>206.5</b>	Runs=3 Total laps=17 Full laps=11						
12	<b>1'43.208</b>	27.601	<b>24.299</b>	28.622	<b>22.686</b>	202.6	1	2'06.945	33.700	25.495	29.309	23.429	200.0
13	<b>1'42.714</b>	<b>27.128</b>	24.335	<b>28.563</b>	22.688	201.4	2	<b>1'44.154</b>	27.719	24.678	28.757	23.000	202.6
14	1'42.384 P	29.024	25.441	30.391	17.528	190.1	3	<b>1'43.451</b>	27.405	24.507	28.629	22.910	203.0
15	2'03.160	39.559	25.064	30.208	28.329	201.8	4	<b>1'43.670</b>	27.524	24.484	28.760	22.902	201.8
16	<b>1'46.685</b>	27.337	25.309	30.523	23.516	194.2	5	<b>1'43.405</b>	27.473	24.493	28.663	22.776	203.0
17	<b>1'47.497</b>	27.449	25.391	30.897	23.760	193.2	6	<b>1'43.243</b>	27.331	24.470	28.604	22.838	203.0
18	<b>1'55.769</b>	30.238	29.029	32.268	24.234	180.3	7	1'41.770 P	28.539	25.364	29.620	18.247	199.6
<b>7th 17 John MCPHEE</b> Petronas Sprinta Raci GBR							8	1'52.772	34.943	25.413	29.024	23.392	201.1
Runs=3 Total laps=15 Full laps=8							9	<b>1'43.757</b>	27.600	24.574	28.749	22.834	201.8
1	3'00.397	38.174	25.667	29.386	23.296	201.4	10	<b>1'45.884</b>	29.043	25.346	28.701	22.794	204.1
2	<b>1'45.980</b>	27.877	24.795	29.634	23.674	204.5	11	<b>1'42.996</b>	27.400	24.393	<b>28.474</b>	<b>22.729</b>	205.3
3	<b>1'44.551</b>	27.597	24.498	29.096	23.360	205.3	12	1'38.002 P	27.458	24.619	28.766	17.159	<b>205.7</b>
4	1'48.384 *	31.56 *	24.792	28.879	23.151	204.1	13	1'52.711 *	34.761	25.523	29.326 *	23.101	201.1
5	<b>1'43.879</b>	27.486	24.508	28.826	23.059	204.9	14	<b>1'43.036</b>	27.275	24.399	28.489	22.873	203.3
6	<b>1'43.795</b>	27.493	24.588	28.769	22.945	203.0	15	<b>1'42.882</b>	<b>27.230</b>	24.373	28.534	22.745	203.3
7	1'42.920 P	30.541 *	25.177	29.452	17.742	200.3	16	<b>1'43.056</b>	27.283	<b>24.286</b>	28.637	22.850	203.7
8	2'00.677	42.734	25.526	29.418	22.999	203.3	PIT 29.238 25.137 29.712 19.457 200.7						
9	<b>1'43.472</b>	27.347	24.446	28.762	22.917	204.9	<b>11th 53 Deniz ÖNCÜ</b> Red Bull KTM Tech 3 TUR						
10	<b>1'43.977</b>	27.735	24.531	28.764	22.947	205.3	Runs=3 Total laps=13 Full laps=6						
11	1'39.027 P	27.443	24.522	29.178	17.884	202.2	1	3'38.145 *	38.666	43.778	29.421	23.287 *	201.4
12	2'03.117	41.607	25.832	30.499	25.179	199.6	2	<b>1'45.062</b>	27.829	24.877	28.781	23.575	204.5
13	<b>1'48.021</b>	27.533	28.069	29.149	23.270	205.3	3	<b>1'43.309</b>	27.502	24.374	28.623	22.810	206.8
14	<b>1'42.777</b>	<b>27.203</b>	<b>24.337</b>	<b>28.514</b>	<b>22.723</b>	<b>208.0</b>	4	<b>1'43.106</b>	<b>27.397</b>	<b>24.201</b>	28.506	23.002	<b>207.6</b>
PIT 30.554 25.947 30.361 18.506 196.0							5	<b>1'42.987</b>	27.553	24.235	<b>28.447</b>	22.752	206.8
<b>8th 40 Darryn BINDER</b> Petronas Sprinta Raci RSA							6	1'39.067 P	27.647	24.513	29.720	17.187	203.0
Runs=2 Total laps=7 Full laps=4							7	1'48.530	32.480	24.449	28.647	22.954	203.7
1	2'58.705	42.785	25.367	29.322	23.484	201.4	8	<b>1'43.618</b>	27.633	24.589	28.608	22.788	204.5
2	<b>1'44.295</b>	27.625	24.666	29.130	22.874	202.2	9	<b>1'43.313</b>	27.546	24.408	28.630	<b>22.729</b>	204.5
3	<b>1'50.780</b>	27.487	30.513	29.639	23.141	201.8	10	1'38.320 P	27.449	24.496	29.467	16.908	189.4
4	<b>1'43.385</b>	27.488	24.450	28.723	22.724	203.3	11	1'59.694 *	35.398	26.285	29.418 *	28.593 *	202.6
5	<b>1'42.850</b>	<b>27.303</b>	<b>24.277</b>	<b>28.597</b>	<b>22.673</b>	<b>205.3</b>	12	1'51.559 *	33.546	25.467	29.292	23.254 *	205.7
6	1'47.120 P	27.390	24.429	36.193	19.108	197.0	PIT 29.532 25.110 29.635 17.075 205.3						
unfinished 38.369 24.768 29.191 200.3							<b>12th 28 Izan GUEVARA</b> GAVIOTA GASGAS A SPA						
<b>9th 12 Filip SALAC</b> CarXpert PruestelGP CZE							Runs=2 Total laps=17 Full laps=10						
Runs=3 Total laps=15 Full laps=8							1	1'57.252	33.820	25.146	29.792	23.445	202.2
1	1'57.252	33.820	25.146	29.792	23.445	202.2	2	<b>1'44.227</b>	27.909	24.411	28.824	23.083	205.7

**Fastest Lap:** Dennis FOGGIA Leopard Racing ITA **1'42.333** 27.104 24.220 28.459 22.550

These data/results cannot be reproduced, stored and/or transmitted in whole or in part by any manner of electronic, mechanical, photocopying, recording, broadcasting or otherwise now known or herein after developed without the previous express consent by the copyright owner, except for reproduction in daily press and regular printed publications on sale to the public within 60 days of the event related to those data/results and always provided that copyright symbol appears together as follows below.  
© DORNA, 2021

## Free Practice Nr. 2

Moto3

Lap	Lap Time	T1	T2	T3	T4	Speed	Lap	Lap Time	T1	T2	T3	T4	Speed
3	1'43.999	27.868	24.304	28.805	23.022	207.6							
4	1'43.990	27.658	24.572	28.905	22.855	206.1							
5	1'43.688 *	27.705	24.265	28.701	23.017*	208.0							
6	1'43.807	27.702	24.348	28.822	22.935	204.5							
7	1'46.859 *	30.42*	24.510	28.990	22.937	206.5							
8	1'43.462	27.559	24.311	28.674	22.918	206.1							
9	1'42.002 P	30.167	24.778	28.992	18.065	206.1							
10	1'51.269	34.035	24.931	29.136	23.167	204.9							
11	1'44.469	27.722	24.502	29.200	23.045	204.5							
12	1'44.569	27.926	24.602	28.973	23.068	204.9							
13	1'39.721 P	28.448	24.793	29.081	17.399	204.1							
14	1'49.271	32.865	24.723	28.805	22.878	204.9							
15	1'43.059	27.418	24.250	28.618	22.773	205.3							
16	1'43.048	27.304	24.289	28.541	22.914	206.1							
17	1'46.944	27.430	25.786	29.800	23.928	203.0							
<b>13th 99 Carlos TATAY</b> Avintia Esponsorama SPA							<b>15th 11 Sergio GARCIA</b> GAVIOTA GASGAS A SPA						
Runs=3 Total laps=18 Full laps=6							Runs=3 Total laps=18 Full laps=10						
1	2'57.175 *	36.062	26.476	29.678*	23.717	201.1	1	2'00.223	34.537	25.845	34.354	23.353	201.8
2	1'45.624 *	28.100	24.863	29.384*	23.277	202.6	2	1'44.496	27.871	24.554	28.888	23.183	204.1
3	1'44.800 *	27.871	24.775	28.922	23.232*	204.9	3	1'44.070	27.608	24.580	28.754	23.128	204.9
4	1'44.418	27.742	24.581	28.903	23.192	201.4	4	1'43.822	27.490	24.518	28.769	23.045	204.5
5	1'44.365	27.663	24.628	29.004	23.070	201.1	5	1'43.848 *	27.590	24.495	28.791	22.972*	204.9
6	1'51.046 *	29.893	27.220	29.819*	24.114	193.2	6	1'43.886	27.595	24.462	28.689	23.140	205.3
7	1'44.134	27.691	24.605	28.909	22.929	201.8	7	1'38.050 P	27.704	24.446	28.815	17.085	206.1
8	1'44.932 *	27.589	24.621	29.118*	23.604	201.4	8	1'52.535	34.829	25.140	29.274	23.292	203.0
9	1'47.281 *	28.821	25.701	29.759*	23.000	194.9	9	1'46.751	27.828	25.497	30.351	23.075	203.3
10	1'40.302 P	27.782	24.754	30.054	17.712	194.9	10	1'44.158	27.675	24.576	28.839	23.068	204.1
11	1'58.066	39.458	26.233	29.409	22.966	199.2	11	1'43.867	27.586	24.466	28.764	23.051	204.5
12	1'43.140	27.430	24.404	28.558	22.748	207.2	12	1'43.849 *	27.518	24.447	28.801	23.083*	204.5
13	1'44.094	27.557	24.649	28.917	22.971	206.1	13	1'38.698 P	27.583	24.541	29.130	17.444	203.7
14	1'43.160	27.398	24.329	28.668	22.765	204.5	14	1'49.410	32.878	24.679	28.807	23.046	204.1
15	1'42.115 P	28.515	25.448	30.357	17.795	195.2	15	1'55.338	27.362	25.633	36.042	26.301	182.7
16	1'52.156	34.619	25.084	29.311	23.142	202.2	16	1'43.306	27.636	24.317	28.558	22.795	208.8
17	1'44.243 *	27.610	24.560	28.860	23.213*	202.6	17	1'47.656	27.614	25.458	30.273	24.311	206.5
	PIT	30.235	26.658	30.362	17.537	196.3		PIT	29.920	27.485	31.417	19.489	201.4
<b>14th 82 Stefano NEPA</b> BOE Owlride ITA							<b>16th 24 Tatsuki SUZUKI</b> SIC58 Squadra Corse JPN						
Runs=2 Total laps=18 Full laps=13							Runs=2 Total laps=15 Full laps=8						
1	3'28.341	46.627	27.788	31.295	25.744	200.7	1	3'28.486	51.062	28.514	31.176	25.479	200.7
2	1'55.349	28.420	27.932	34.528	24.469	199.6	2	1'50.629 *	31.63*	25.971	29.456	23.572	201.8
3	1'44.139	27.696	24.597	28.799	23.047	202.6	3	1'44.168	27.770	24.626	28.886	22.886	201.8
4	1'46.080 *	27.531	24.467	28.767	25.315*	203.3	4	1'51.165 *	27.600	24.710	32.338*	26.517*	198.5
5	1'43.801	27.660	24.436	28.707	22.998	203.7	5	1'43.367	27.579	24.511	28.608	22.669	204.5
6	1'43.861	27.591	24.472	28.634	23.164	203.0	6	1'43.521	27.627	24.452	28.575	22.867	204.9
7	1'46.267	27.529	24.618	29.078	25.042	203.0	7	1'42.052 P	27.606	24.725	30.109*	19.612	200.7
8	1'44.505	27.662	24.648	29.092	23.103	200.7	8	2'00.570	40.827	26.728	29.753	23.262	198.1
9	1'44.093	27.487	24.623	28.956	23.027	200.7	9	1'44.216	27.511	24.680	29.004	23.021	201.4
10	1'43.812	27.485	24.426	29.014	22.887	200.3	10	1'44.043	27.573	24.565	28.940	22.965	201.4
11	1'43.632	27.499	24.450	28.833	22.850	200.7	11	1'41.348 P	28.83*	24.925	29.205	18.388	200.3
12	1'43.371	27.429	24.453	28.718	22.771	203.7	12	1'57.257	34.694	26.863	30.576	25.124	200.7
13	1'43.181	27.438	24.294	28.670	22.779	208.0	13	1'44.177	27.352	24.428	28.862	23.535	205.3
14	1'43.344	27.571	24.348	28.615	22.810	207.2	14	1'45.490	27.568	24.442	29.810	23.670	205.3
15	1'38.446 P	27.826	25.202	29.033	16.385	203.0	15	2'03.973	32.212	32.241	33.354	26.166	184.9
16	1'53.919	32.611	25.814	30.893	24.601	200.3							
17	1'48.086	27.572	24.356	29.142	27.016	205.3							
<b>17th 71 Ayumu SASAKI</b> Red Bull KTM Tech 3 JPN							<b>17th 71 Ayumu SASAKI</b> Red Bull KTM Tech 3 JPN						
Runs=3 Total laps=13 Full laps=6							Runs=3 Total laps=13 Full laps=6						
1	3'30.038 *	56.202	30.278	31.613*	25.975	202.6	1	3'30.038 *	56.202	30.278	31.613*	25.975	202.6
2	1'50.825	27.964	25.467	29.913	27.481	201.4	2	1'50.825	27.964	25.467	29.913	27.481	201.4
3	1'43.996	27.575	24.755	28.625	23.041	206.5	3	1'43.996	27.575	24.755	28.625	23.041	206.5
4	1'44.125	28.063	24.532	28.682	22.848	207.6	4	1'44.125	28.063	24.532	28.682	22.848	207.6
5	1'43.430	27.555	24.380	28.609	22.886	206.8	5	1'43.430	27.555	24.380	28.609	22.886	206.8
6	1'40.926 P	27.715	24.775	29.466	18.970	201.8	6	1'40.926 P	27.715	24.775	29.466	18.970	201.8
7	1'52.362	34.933	25.215	29.302	22.912	200.0	7	1'52.362	34.933	25.215	29.302	22.912	200.0
8	1'43.656	27.429	24.452	28.918	22.857	205.3	8	1'43.656	27.429	24.452	28.918	22.857	205.3
9	1'39.865 P	27.531	24.554	29.022	18.758	203.0	9	1'39.865 P	27.531	24.554	29.022	18.758	203.0
10	2'03.961	37.663	28.415	29.281	28.602	203.7	10	2'03.961	37.663	28.415	29.281	28.602	203.7
11	1'51.497	32.911	25.218	29.264	24.104	203.7	11	1'51.497	32.911	25.218	29.264	24.104	203.7
12	1'49.355 *	27.678	24.996	31.303	25.378*	198.5	12	1'49.355 *	27.678	24.996	31.303	25.378*	198.5
	PIT	35.842	30.827	34.324	21.571	188.1		PIT	35.842	30.827	34.324	21.571	188.1

**Fastest Lap:** Dennis FOGGIA Leopard Racing ITA 1'42.333 27.104 24.220 28.459 22.550

These data/results cannot be reproduced, stored and/or transmitted in whole or in part by any manner of electronic, mechanical, photocopying, recording, broadcasting or otherwise now known or herein after developed without the previous express consent by the copyright owner, except for reproduction in daily press and regular printed publications on sale to the public within 60 days of the event related to those data/results and always provided that copyright symbol appears together as follows below.  
© DORNA, 2021

Official MotoGP Timing by TISSOT  
www.motogp.com

Misano Adriatico, Friday, September 17, 2021

Page 3 of 6



# Free Practice Nr. 2

# Moto3

Lap	Lap Time	T1	T2	T3	T4	Speed	Lap	Lap Time	T1	T2	T3	T4	Speed	
<b>18th</b>	<b>54</b>	<b>Riccardo ROSSI</b> BOE Owlride ITA						2	<b>1'44.725</b>	27.947	24.661	28.943	23.174	205.7
		Runs=2	Total laps=14		Full laps=7		3	1'45.731 *	27.834	24.751	29.827*	23.319	200.3	
1	3'30.598 *	57.025	29.310	37.111 *	25.813	198.8	4	<b>1'50.119</b>	27.967	25.293	33.488	23.371	202.6	
2	<b>1'50.996</b>	28.053	27.627	30.831	24.485	191.4	5	<b>1'44.827</b>	27.770	24.691	29.036	23.330	201.4	
3	1'45.484 *	27.802	24.810	28.942*	23.930	201.8	6	1'43.415 *	27.439	24.440	28.637	22.899*	204.5	
4	1'47.810 *	27.747	24.781	28.838	26.444*	201.8	7	<b>1'43.625</b>	27.441	24.472	28.684	23.028	204.5	
5	<b>1'43.711</b>	27.515	24.598	28.690	22.908	203.3	8	1'43.995 *	27.497	24.558	28.878*	23.062	202.2	
6	<b>1'43.627</b>	27.515	24.525	28.670	22.917	205.3	9	1'42.398 P	27.872	25.066	30.149*	19.311	195.6	
7	<b>1'46.490</b>	27.453	24.676	29.019	25.342	204.9	10	1'53.224 *	35.909	25.040	29.116*	23.159	201.1	
8	<b>1'44.857</b>	27.902	24.797	29.044	23.114	201.8	11	1'39.069 P	27.641	24.531	28.953	17.944	201.8	
9	<b>1'44.159</b>	27.604	24.600	28.917	23.038	201.4	12	1'49.341 P	35.700	25.035	29.726*	18.880	200.0	
10	1'46.582 P	30.04*	26.200	30.706	19.634	191.4	13	2'02.918	37.311	24.967	30.240	30.400	204.1	
11	1'56.661	32.606	26.600	30.916	26.539	204.5	14	<b>1'44.099</b>	28.188	24.649	28.560	22.702	205.3	
12	<b>1'43.454</b>	27.469	24.561	28.639	22.785	204.9	15	1'50.673 *	27.444	25.179	35.217*	22.833	198.8	
13	1'47.579 *	27.554	24.401	28.966*	26.658	205.7	16	<b>1'48.298</b>	28.581	25.958	29.779	23.980	200.0	
	PIT	29.440	28.713	32.041	21.186	193.8								
<b>19th</b>	<b>2</b>	<b>Gabriel RODRIGO</b> Indonesian Racing Gr ARG						<b>22nd</b>	<b>20</b>	<b>Lorenzo FELLON</b> SIC58 Squadra Corse FRA				
		Runs=3	Total laps=15		Full laps=7				Runs=3	Total laps=14		Full laps=7		
1	3'31.483	54.516	27.584	37.018	24.591	124.7	1	3'40.774 *	31.505	25.660	29.316	23.233*	202.6	
2	<b>1'46.080</b>	28.171	25.323	29.165	23.421	202.6	2	<b>1'44.683</b>	27.765	24.923	28.865	23.130	203.7	
3	<b>1'44.281</b>	27.754	24.649	28.843	23.035	201.8	3	<b>1'44.207</b>	27.811	24.554	28.907	22.935	206.5	
4	1'51.848 *	34.32*	24.828	28.924	23.770	203.3	4	<b>1'44.097</b>	27.646	24.412	28.587	23.452	206.8	
5	1'43.657 *	27.468	24.472	28.794*	22.923	204.5	5	<b>1'43.639</b>	27.550	24.433	28.797	22.859	204.5	
6	<b>1'43.724</b>	27.546	24.442	28.701	23.035	202.6	6	1'41.229 P	30.822	24.851	28.733	16.823	204.5	
7	1'40.392 P	27.778	25.111	29.631	17.872	204.9	7	2'00.242	40.560	26.607	29.812	23.263	198.1	
8	1'58.728	37.118	25.195	33.334	23.081	201.1	8	<b>1'44.174</b>	27.537	24.562	29.056	23.019	201.8	
9	<b>1'43.992</b>	27.565	24.530	28.949	22.948	201.8	9	<b>1'44.195</b>	27.611	24.527	28.968	23.089	204.9	
10	<b>1'43.760</b>	27.468	24.572	28.792	22.928	203.3	10	1'41.480 P	28.88*	24.931	29.030	18.632	204.5	
11	<b>1'43.474</b>	27.474	24.482	28.638	22.880	204.5	11	1'57.726	33.581	26.905	30.945	26.295	197.8	
12	1'40.973 P	27.637	24.950	30.422	17.964	201.4	12	1'43.418 *	27.602	24.442	28.462	22.912*	207.6	
13	2'00.677 *	38.609	25.215	30.618	26.235*	199.6	13	<b>1'45.847</b>	27.979	24.498	30.528	22.842	203.7	
14	<b>1'50.118</b>	27.409	24.821	34.568	23.320	203.7		PIT	28.412	25.453	39.715	19.715	131.2	
	PIT	27.660	24.542	31.992	17.388	157.8								
<b>20th</b>	<b>43</b>	<b>Xavier ARTIGAS</b> Leopard Racing SPA						<b>23rd</b>	<b>27</b>	<b>Kaito TOBA</b> CIP Green Power JPN				
		Runs=3	Total laps=15		Full laps=9				Runs=3	Total laps=16		Full laps=8		
1	3'29.013	52.164	27.491	34.443	25.156	207.6	1	2'13.585	35.100	25.777	29.775	23.719	199.2	
2	<b>1'49.954</b>	28.437	25.522	29.646	26.349	203.0	2	<b>1'45.771</b>	28.125	24.825	29.331	23.490	201.4	
3	<b>1'45.642</b>	28.301	24.716	28.996	23.629	206.1	3	<b>1'45.111</b>	27.889	25.023	28.964	23.235	201.1	
4	<b>1'44.830</b>	27.913	24.628	29.343	22.946	208.0	4	1'45.592 *	27.890	24.849	29.500*	23.353	201.4	
5	<b>1'43.529</b>	27.534	24.427	28.686	22.882	208.0	5	<b>1'44.932</b>	27.848	24.818	29.074	23.192	200.3	
6	1'41.196 P	27.646	24.449	29.593	19.508	201.8	6	<b>1'44.678</b>	27.825	24.719	28.961	23.173	201.4	
7	1'50.502	33.423	24.580	29.558	22.941	204.9	7	1'44.660 *	27.602	24.737	29.193*	23.128	200.3	
8	<b>1'43.951</b>	27.757	24.638	28.824	22.732	205.3	8	<b>1'44.634</b>	27.799	24.804	28.946	23.085	200.7	
9	<b>1'45.451</b>	27.916	25.189	29.303	23.043	203.3	9	1'41.385 P	27.665	24.821	29.820	19.079	201.1	
10	1'40.349 P	27.634	24.547	30.025	18.143	203.3	10	2'01.139	39.130	27.260	31.174	23.575	198.8	
11	1'49.140	32.724	24.700	28.808	22.908	204.9	11	<b>1'43.924</b>	27.618	24.628	28.710	22.968	203.3	
12	<b>1'51.957</b>	27.599	25.242	34.599	24.517	183.9	12	<b>1'43.801</b>	27.566	24.523	28.582	23.130	203.3	
13	<b>1'44.839</b>	27.701	24.245	29.141	23.752	205.7	13	1'41.018 P	28.137	25.242	29.722	17.917	200.7	
14	<b>1'49.408</b>	27.718	24.529	32.302	24.859	204.5	14	1'56.266	37.552	25.612	30.087	23.015	196.3	
	PIT	29.216	26.493	30.851	19.279	203.0	15	<b>1'44.785</b>	27.625	24.460	28.729	23.971	202.2	
								PIT	27.454	26.947	30.298	19.556	199.2	
<b>21st</b>	<b>22</b>	<b>Elia BARTOLINI</b> Bardahl VR46 Riders ITA						<b>24th</b>	<b>67</b>	<b>Alberto SURRA</b> Rivacold Snipers Tea ITA				
		Runs=3	Total laps=16		Full laps=6				Runs=2	Total laps=17		Full laps=11		
1	3'00.531	34.993	25.259	29.220	23.273	204.5	1	2'55.033	35.735	25.762	29.594	24.029	201.4	
							2	<b>1'45.111</b>	27.812	24.910	29.170	23.219	201.8	

**Fastest Lap:** Dennis FOGGIA Leopard Racing ITA **1'42.333** 27.104 24.220 28.459 22.550

These data/results cannot be reproduced, stored and/or transmitted in whole or in part by any manner of electronic, mechanical, photocopying, recording, broadcasting or otherwise now known or herein after developed without the previous express consent by the copyright owner, except for reproduction in daily press and regular printed publications on sale to the public within 60 days of the event related to those data/results and always provided that copyright symbol appears together as follows below.  
© DORNA, 2021



# Free Practice Nr. 2

# Moto3

Lap	Lap Time	T1	T2	T3	T4	Speed	Lap	Lap Time	T1	T2	T3	T4	Speed
3	<b>1'52.360</b>	34.410	25.411	29.298	23.241	198.1	2	<b>1'44.891</b>	27.986	24.933	28.995	22.977	202.6
4	<b>1'44.311</b>	27.936	24.606	28.802	22.967	201.8	3	<b>1'47.249</b>	29.058	25.119	29.856	23.216	192.1
5	<b>1'43.877</b>	27.551	24.674	<b>28.769</b>	<b>22.883</b>	201.1	4	1'44.817 *	27.688	24.610	29.356*	23.163	200.3
6	<b>1'44.175</b>	27.555	24.639	28.831	23.150	203.3	5	<b>1'44.837</b>	27.852	24.865	29.040	23.080	199.6
7	1'44.161 *	<b>27.419</b>	24.663	29.025	23.054*	198.5	6	1'40.886 P	27.669	25.267	29.546	18.404	196.7
8	<b>1'48.777</b>	31.971	24.722	29.005	23.079	200.3	7	1'54.534	33.546	27.401	30.492	23.095	198.5
9	<b>1'46.265</b>	27.633	24.731	30.762	23.139	187.5	8	<b>1'47.286</b>	27.664	24.981	31.594	23.047	201.1
10	1'38.340 P	27.635	24.923	29.127	16.655	198.1	9	<b>1'43.962</b>	<b>27.481</b>	24.692	<b>28.958</b>	<b>22.831</b>	201.4
11	1'58.074	34.068	25.180	29.254	29.572	198.8	10	<b>1'44.551</b>	27.570	24.774	29.111	23.096	202.2
12	1'38.579 P	27.779	24.791	29.010	16.999	200.0	11	<b>1'44.250</b>	27.625	24.653	29.061	22.911	201.1
13	1'56.003 *	36.053	24.902	28.941*	26.107	199.2	12	1'39.495 P	27.724	24.926	29.503	17.342	195.2
14	<b>1'55.124</b>	29.527	25.394	33.001	27.202	175.3	13	2'03.988	37.822	27.890	29.683	28.593	204.1
15	<b>1'46.683</b>	27.832	24.968	29.407	24.476	203.0	14	<b>1'50.997</b>	32.085	26.377	29.390	23.145	<b>204.9</b>
16	<b>1'44.127</b>	27.748	<b>24.572</b>	28.872	22.935	<b>204.9</b>	15	<b>1'44.243</b>	27.710	<b>24.477</b>	29.093	22.963	203.0
17	<b>1'52.603</b>	28.917	28.660	31.215	23.811	189.4	16	<b>1'57.228</b>	29.647	27.852	32.403	27.326	190.1

## 25th 52 Jeremy ALCOBA Indonesian Racing Gr SPA

	Runs=3	Total laps=15	Full laps=7			
1	2'59.746	38.637	25.637	29.328	23.679	202.2
2	<b>1'45.227</b>	27.847	25.089	29.013	23.278	202.2
3	<b>1'49.434</b>	27.876	26.029	32.461	23.068	166.4
4	<b>1'44.076</b>	27.531	24.770	28.892	<b>22.883</b>	202.2
5	1'45.232 *	27.537	24.805	29.936	22.954*	202.2
6	<b>1'44.317</b>	27.717	24.794	<b>28.872</b>	22.934	203.0
7	1'42.735 P	29.261	25.152	30.543	17.779	196.3
8	1'54.902	36.727	25.567	29.335	23.273	200.0
9	<b>1'45.311</b>	27.699	25.212	29.175	23.225	201.1
10	<b>1'44.938</b>	27.597	24.896	29.246	23.199	200.3
11	1'40.419 P	27.751	24.959	29.322	18.387	199.6
12	2'02.261	40.147	25.811	30.616	25.687	200.7
13	1'44.333 *	<b>27.396</b>	24.466	28.903	23.568*	204.5
14	<b>1'43.894</b>	27.418	<b>24.434</b>	29.088	22.954	<b>205.3</b>
PIT	31.705	26.423	30.962	18.590	189.1	

## 28th 19 Andi Farid IZDIHAR Honda Team Asia INA

	Runs=2	Total laps=17	Full laps=11			
1	2'38.157	41.952	26.070	31.073	24.949	198.5
2	<b>1'46.070</b>	28.125	25.247	29.409	23.289	200.3
3	<b>1'45.117</b>	27.784	24.912	29.314	23.107	200.0
4	<b>1'46.913</b>	28.174	25.659	29.725	23.355	198.8
5	<b>1'45.369</b>	27.767	24.772	29.523	23.307	200.0
6	<b>1'47.779</b>	27.627	24.712	30.153	25.287	201.1
7	<b>1'44.982</b>	27.707	24.778	29.385	23.112	199.6
8	1'43.172 P	28.243	25.527	30.611	18.791	195.6
9	2'03.123 *	43.809	26.011	29.717*	23.586*	204.5
10	<b>1'46.591</b>	28.626	25.192	29.503	23.270	200.0
11	1'44.816 *	27.844	24.843	29.087	23.042*	202.2
12	<b>1'44.444</b>	<b>27.591</b>	24.742	29.086	23.025	201.8
13	1'45.353 P	32.59*	25.443	29.513	17.804	200.0
14	2'08.276	38.937	24.955	32.806	31.578	202.6
15	<b>1'45.852</b>	27.920	24.686	29.204	24.042	203.0
16	<b>1'44.186</b>	27.840	<b>24.500</b>	<b>28.985</b>	<b>22.861</b>	<b>204.9</b>
17	<b>1'53.745</b>	31.585	26.624	31.225	24.311	187.8

## 26th 92 Yuki KUNII Honda Team Asia JPN

	Runs=2	Total laps=16	Full laps=11			
1	2'55.648	55.287	25.628	29.630	23.956	200.7
2	<b>1'45.155</b>	28.089	24.850	29.053	23.163	202.2
3	<b>1'52.436</b>	30.213	27.734	29.240	25.249	202.6
4	<b>1'45.055</b>	28.218	24.798	28.933	23.106	201.8
5	<b>1'45.319</b>	27.885	24.842	29.360	23.232	200.0
6	<b>1'44.708</b>	28.096	24.767	28.892	<b>22.953</b>	<b>204.1</b>
7	<b>1'44.475</b>	27.830	24.761	<b>28.882</b>	23.002	203.3
8	1'45.903 P	32.64i*	24.998	29.467	18.790	201.8
9	1'52.136 *	34.275	25.223	29.403*	23.235	199.6
10	<b>1'45.345</b>	28.075	24.770	29.302	23.198	200.0
11	<b>1'45.784</b>	28.060	25.021	29.371	23.332	200.3
12	1'40.678 P	28.093	25.040	29.330	18.215	200.3
13	2'07.038	37.399	25.069	35.445	29.125	201.8
14	<b>1'47.413</b>	28.086	25.607	30.585	23.135	200.3
15	<b>1'43.930</b>	<b>27.610</b>	<b>24.454</b>	28.883	22.983	203.7
16	<b>1'50.577</b>	29.936	26.451	30.319	23.871	198.8

## 29th 31 Adrian FERNANDEZ Sterilgarda Max Racin SPA

	Runs=3	Total laps=16	Full laps=9			
1	2'36.685	35.932	25.970	31.628	24.758	199.6
2	<b>1'45.814</b>	28.120	24.934	29.283	23.477	202.6
3	<b>1'47.783</b>	30.264	24.944	29.304	23.271	204.1
4	<b>1'44.985</b>	28.036	24.644	29.161	23.144	202.6
5	<b>1'45.000</b>	27.953	24.703	29.107	23.237	201.8
6	<b>1'44.840</b>	27.833	24.577	29.082	23.348	203.0
7	1'41.646 P	28.030	24.779	29.504	19.333	203.0
8	1'53.165 *	34.627	25.156	30.039*	23.343	201.1
9	<b>1'45.621</b>	28.199	24.877	29.355	23.190	203.0
10	1'45.470 *	28.162	24.708	29.117	23.483*	203.0
11	1'41.833 P	27.899	24.846	30.171*	18.917	203.0
12	1'48.820	32.363	24.752	<b>28.755</b>	22.950	206.1
13	<b>1'53.150</b>	<b>27.619</b>	24.916	34.153	26.462	203.0
14	<b>1'44.687</b>	27.981	<b>24.386</b>	29.127	23.193	208.0
15	<b>1'44.206</b>	27.780	24.554	28.964	<b>22.908</b>	<b>210.1</b>
PIT	32.016	27.268	31.264	19.903	205.3	

## 27th 6 Ryusei YAMANAKA CarXpert PruestelGP JPN

	Runs=2	Total laps=16	Full laps=10			
1	2'56.045	37.419	25.505	29.686	23.356	199.2

<b>Fastest Lap:</b>	Dennis FOGGIA	Leopard Racing	ITA	<b>1'42.333</b>	27.104	24.220	28.459	22.550
---------------------	---------------	----------------	-----	-----------------	--------	--------	--------	--------

These data/results cannot be reproduced, stored and/or transmitted in whole or in part by any manner of electronic, mechanical, photocopying, recording, broadcasting or otherwise now known or herein after developed without the previous express consent by the copyright owner, except for reproduction in daily press and regular printed publications on sale to the public within 60 days of the event related to those data/results and always provided that copyright symbol appears together as follows below.  
© DORNA, 2021





## Free Practice Nr. 2

Moto3

Lap	Lap Time	T1	T2	T3	T4	Speed	Lap	Lap Time	T1	T2	T3	T4	Speed	
<b>30th</b>	<b>73</b>	Maximilian KOFLER CIP Green Power AUT												
		Runs=2		Total laps=16		Full laps=8								
1	2'59.403	42.682	25.479	29.613	23.537	202.6								
2	<b>1'45.779</b>	28.454	24.943	29.173	23.209	203.7								
3	<b>1'46.126</b>	28.254	24.615	29.404	23.853	204.1								
4	<b>1'44.906</b>	28.168	24.715	29.013	23.010	203.0								
5	<b>1'44.213</b>	27.727	24.503	28.990	22.993	203.7								
6	1'44.799 *	27.691	24.542	28.980	23.586*	203.3								
7	1'51.527 *	27.71!*	29.936	29.870	24.002	197.8								
8	1'41.402 P	<b>27.654</b>	24.740	29.868	19.140	203.3								
9	2'01.241 *	38.439	26.321	30.989*	25.492	203.7								
10	<b>1'44.288</b>	27.964	24.479	<b>28.857</b>	<b>22.988</b>	204.5								
11	1'43.783 *	27.747	24.469	28.764*	<b>22.803</b>	204.5								
12	<b>1'48.278</b>	28.494	27.715	29.049	23.020	<b>205.3</b>								
13	1'39.686 P	27.704	24.461	28.953	18.568	202.2								
14	1'56.414	38.558	25.725	29.145	22.986	203.0								
15	<b>1'44.822</b>	27.860	<b>24.454</b>	<b>28.741</b>	23.767	204.5								
16	<b>1'52.102</b>	27.796	29.264	30.141	24.901	198.8								

<b>Fastest Lap:</b>	Dennis FOGGIA	Leopard Racing	ITA	<b>1'42.333</b>	27.104	24.220	28.459	22.550
---------------------	---------------	----------------	-----	-----------------	--------	--------	--------	--------

These data/results cannot be reproduced, stored and/or transmitted in whole or in part by any manner of electronic, mechanical, photocopying, recording, broadcasting or otherwise now known or herein after developed without the previous express consent by the copyright owner, except for reproduction in daily press and regular printed publications on sale to the public within 60 days of the event related to those data/results and always provided that copyright symbol appears together as follows below.

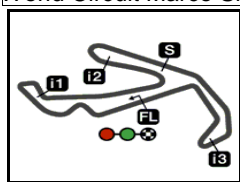
© DORNA, 2021

Official MotoGP Timing by TISSOT  
www.motogp.com

Misano Adriatico, Friday, September 17, 2021

Page 6 of 6





4226 m.

## GP OCTO DI SAN MARINO E DELLA RIVIERA DI RIMINI

## Free Practice Nr. 2

## Best Partial Times

Moto3™

*IT* Ideal Lap Time, sum of the best partial times*BT* Best Lap Time

T1		T2		T3		T4						
Pos	Rider	Time	Rider	Time	Rider	Time	Rider	Time	Pos	Rider	IT	BT
1	D.FOGGIA	27.003	D.FOGGIA	24.088	P.ACOSTA	28.362	D.FOGGIA	22.550	1	D.FOGGIA	1'42.100	1'42.333 (1)
2	P.ACOSTA	27.004	R.FENATI	24.162	N.ANTONELLI	28.371	A.MIGNO	22.574	2	P.ACOSTA	1'42.259	1'42.346 (2)
3	N.ANTONELLI	27.093	N.ANTONELLI	24.170	R.FENATI	28.424	R.FENATI	22.650	3	N.ANTONELLI	1'42.299	1'42.452 (3)
4	M.BERTELLE	27.128	P.ACOSTA	24.198	D.ÖNCÜ	28.447	N.ANTONELLI	22.665	4	R.FENATI	1'42.370	1'42.469 (4)
5	R.FENATI	27.134	D.ÖNCÜ	24.201	D.FOGGIA	28.459	T.SUZUKI	22.669	5	A.MIGNO	1'42.495	1'42.495 (5)
6	A.MIGNO	27.168	A.MIGNO	24.236	L.FELLON	28.462	D.BINDER	22.673	6	M.BERTELLE	1'42.676	1'42.714 (6)
7	J.MCPHEE	27.203	X.ARTIGAS	24.245	F.SALAC	28.470	M.BERTELLE	22.686	7	J.MASIA	1'42.719	1'42.882 (10)
8	J.MASIA	27.230	I.GUEVARA	24.250	J.MASIA	28.474	P.ACOSTA	22.695	8	D.ÖNCÜ	1'42.774	1'42.987 (11)
9	D.BINDER	27.303	F.SALAC	24.275	J.MCPHEE	28.514	E.BARTOLINI	22.702	9	J.MCPHEE	1'42.777	1'42.777 (7)
10	I.GUEVARA	27.304	D.BINDER	24.277	A.MIGNO	28.517	F.SALAC	22.713	10	F.SALAC	1'42.794	1'42.860 (9)
11	F.SALAC	27.336	J.MASIA	24.286	I.GUEVARA	28.541	J.MCPHEE	22.723	11	D.BINDER	1'42.850	1'42.850 (8)
12	T.SUZUKI	27.352	S.NEPA	24.294	S.GARCIA	28.558	J.MASIA	22.729	12	I.GUEVARA	1'42.868	1'43.048 (12)
13	S.GARCIA	27.362	M.BERTELLE	24.299	C.TATAY	28.558	D.ÖNCÜ	22.729	13	T.SUZUKI	1'43.024	1'43.367 (16)
14	J.ALCOBA	27.396	S.GARCIA	24.317	E.BARTOLINI	28.560	X.ARTIGAS	22.732	14	S.GARCIA	1'43.032	1'43.306 (15)
15	D.ÖNCÜ	27.397	C.TATAY	24.329	M.BERTELLE	28.563	C.TATAY	22.748	15	C.TATAY	1'43.033	1'43.140 (13)
16	C.TATAY	27.398	J.MCPHEE	24.337	T.SUZUKI	28.575	S.NEPA	22.771	16	S.NEPA	1'43.109	1'43.181 (14)
17	G.RODRIGO	27.409	A.SASAKI	24.380	K.TOBA	28.582	I.GUEVARA	22.773	17	E.BARTOLINI	1'43.141	1'43.625 (21)
18	A.SURRA	27.419	A.FERNANDEZ	24.386	D.BINDER	28.597	R.ROSSI	22.785	18	X.ARTIGAS	1'43.197	1'43.529 (20)
19	A.SASAKI	27.429	R.ROSSI	24.401	A.SASAKI	28.609	S.GARCIA	22.795	19	L.FELLON	1'43.253	1'43.639 (22)
20	S.NEPA	27.429	L.FELLON	24.412	S.NEPA	28.615	M.KOFLER	22.803	20	A.SASAKI	1'43.266	1'43.430 (17)
21	E.BARTOLINI	27.439	T.SUZUKI	24.428	G.RODRIGO	28.638	R.YAMANAKA	22.831	21	R.ROSSI	1'43.278	1'43.454 (18)
22	R.ROSSI	27.453	J.ALCOBA	24.434	R.ROSSI	28.639	L.FELLON	22.842	22	G.RODRIGO	1'43.369	1'43.474 (19)
23	K.TOBA	27.454	E.BARTOLINI	24.440	X.ARTIGAS	28.686	A.SASAKI	22.848	23	K.TOBA	1'43.464	1'43.801 (23)
24	R.YAMANAKA	27.481	G.RODRIGO	24.442	M.KOFLER	28.741	A.IZDIHAR	22.861	24	J.ALCOBA	1'43.585	1'43.894 (25)

These data/results cannot be reproduced, stored and/or transmitted in whole or in part by any manner of electronic, mechanical, photocopying, recording, broadcasting or otherwise now known or herein after developed without the previous express consent by the copyright owner, except for reproduction in daily press and regular printed publications on sale to the public within 60 days of the event related to those data/results and always provided that copyright symbol appears together as follows below.  
© DORNA, 2021



4226 m.

## GP OCTO DI SAN MARINO E DELLA RIVIERA DI RIMINI

## Free Practice Nr. 2

## Best Partial Times

Moto3™

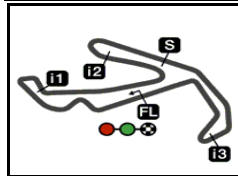
*IT* Ideal Lap Time, sum of the best partial times*BT* Best Lap Time

<b>T1</b>			<b>T2</b>			<b>T3</b>			<b>T4</b>				
<i>Pos</i>	<i>Rider</i>	<i>Time</i>	<i>Rider</i>	<i>Time</i>	<i>Rider</i>	<i>Time</i>	<i>Rider</i>	<i>Time</i>	<i>Pos</i>	<i>Rider</i>	<i>IT</i>	<i>BT</i>	
25	X.ARTIGAS	27.534	M.KOFLER	24.454	A.FERNANDEZ	28.755	G.RODRIGO	22.880	25	<b>A.SURRA</b>	1'43.643	1'43.877 (24)	
26	<b>L.FELLON</b>	<b>27.537</b>	<b>Y.KUNII</b>	<b>24.454</b>	<b>A.SURRA</b>	<b>28.769</b>	<b>J.ALCOBA</b>	<b>22.883</b>	26	<b>M.KOFLER</b>	1'43.652	1'44.213 (30)	
27	A.IZDIHAR	27.591	K.TOBA	24.460	J.ALCOBA	28.872	A.SURRA	22.883	27	<b>A.FERNANDEZ</b>	1'43.668	1'44.206 (29)	
28	<b>Y.KUNII</b>	<b>27.610</b>	<b>R.YAMANAKA</b>	<b>24.477</b>	<b>Y.KUNII</b>	<b>28.882</b>	<b>A.FERNANDEZ</b>	<b>22.908</b>	28	<b>R.YAMANAKA</b>	1'43.747	1'43.962 (27)	
29	A.FERNANDEZ	27.619	A.IZDIHAR	24.500	R.YAMANAKA	28.958	Y.KUNII	22.953	29	<b>Y.KUNII</b>	1'43.899	1'43.930 (26)	
30	<b>M.KOFLER</b>	<b>27.654</b>	<b>A.SURRA</b>	<b>24.572</b>	<b>A.IZDIHAR</b>	<b>28.985</b>	<b>K.TOBA</b>	<b>22.968</b>	30	<b>A.IZDIHAR</b>	1'43.937	1'44.186 (28)	

These data/results cannot be reproduced, stored and/or transmitted in whole or in part by any manner of electronic, mechanical, photocopying, recording, broadcasting or otherwise now known or herein after developed without the previous express consent by the copyright owner, except for reproduction in daily press and regular printed publications on sale to the public within 60 days of the event related to those data/results and always provided that copyright symbol appears together as follows below.  
© DORNA, 2021

Official MotoGP Timing by TISSOT  
www.motogp.com






4226 m.

## GP OCTO DI SAN MARINO E DELLA RIVIERA DI RIMINI

## Free Practice Nr. 2

## Fastest Laps Sequence

<i>Practice Time</i>	 <i>Rider</i>	<i>Nation</i>	<i>Motorcycle</i>	<i>Time</i>	<i>Km/h</i>	<i>Rider's Lap</i>
3'41.479	28 Izan GUEVARA	SPA	GASGAS	1'44.227	145.9	2
3'51.099	5 Jaume MASIA	SPA	KTM	1'44.154	146.0	2
3'55.866	37 Pedro ACOSTA	SPA	KTM	1'44.023	146.2	2
5'22.826	55 Romano FENATI	ITA	HUSQVARNA	1'43.519	146.9	2
5'34.550	5 Jaume MASIA	SPA	KTM	1'43.451	147.0	3
5'39.249	37 Pedro ACOSTA	SPA	KTM	1'43.383	147.1	3
7'06.516	53 Deniz ÖNCÜ	TUR	KTM	1'43.309	147.2	3
8'49.012	55 Romano FENATI	ITA	HUSQVARNA	1'42.994	147.7	4
10'00.015	40 Darryn BINDER	RSA	HONDA	1'42.850	147.9	5
26'18.074	7 Dennis FOGGIA	ITA	HONDA	1'42.508	148.4	12
28'00.407	7 Dennis FOGGIA	ITA	HONDA	1'42.333	148.6	13

These data/results cannot be reproduced, stored and/or transmitted in whole or in part by any manner of electronic, mechanical, photocopying, recording, broadcasting or otherwise now known or herein after developed without the previous express consent by the copyright owner, except for reproduction in daily press and regular printed publications on sale to the public within 60 days of the event related to those data/results and always provided that copyright symbol appears together as follows below.

© DORNA, 2021

Official MotoGP Timing by TISSOT  
www.motogp.com

Misano Adriatico, Friday, September 17, 2021

