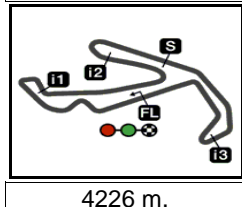



GP OCTO DI SAN MARINO E DELLA RIVIERA DI RIMINI**Free Practice Nr. 2****Classification****6**

	Rider	Nation	Team	Motorcycle	Time	Lap Total	Gap	Top Speed
1	5 Johann ZARCO	FRA	Pramac Racing	DUCATI	1'42.097	20 20		291.8
2	63 Francesco BAGNAIA	ITA	Ducati Lenovo Team	DUCATI	1'42.650	20 21	0.553 0.553	290.3
3	43 Jack MILLER	AUS	Ducati Lenovo Team	DUCATI	1'42.719	16 16	0.622 0.069	288.7
4	36 Joan MIR	SPA	Team SUZUKI ECSTAR	SUZUKI	1'42.910	17 18	0.813 0.191	283.4
5	93 Marc MARQUEZ	SPA	Repsol Honda Team	HONDA	1'42.921	17 18	0.824 0.011	285.7
6	88 Miguel OLIVEIRA	POR	Red Bull KTM Factory Racing	KTM	1'43.234	22 22	1.137 0.313	282.7
7	9 Danilo PETRUCCI	ITA	Tech 3 KTM Factory Racing	KTM	1'43.329	16 19	1.232 0.095	285.7
8	41 Aleix ESPARGARO	SPA	Aprilia Racing Team Gresini	APRILIA	1'43.629	10 15	1.532 0.300	286.4
9	27 Iker LECUONA	SPA	Tech 3 KTM Factory Racing	KTM	1'43.722	14 14	1.625 0.093	281.2
10	73 Alex MARQUEZ	SPA	LCR Honda CASTROL	HONDA	1'43.739	19 20	1.642 0.017	288.0
11	42 Alex RINS	SPA	Team SUZUKI ECSTAR	SUZUKI	1'43.760	18 18	1.663 0.021	287.2
12	51 Michele PIRRO	ITA	Ducati Lenovo Team	DUCATI	1'43.811	12 12	1.714 0.051	281.9
13	21 Franco MORBIDELLI	ITA	Monster Energy Yamaha MotoGP	YAMAHA	1'43.844	19 19	1.747 0.033	279.7
14	23 Enea BASTIANINI	ITA	Avintia Esponsorama	DUCATI	1'43.901	15 15	1.804 0.057	281.9
15	89 Jorge MARTIN	SPA	Pramac Racing	DUCATI	1'43.906	19 20	1.809 0.005	289.5
16	46 Valentino ROSSI	ITA	Petronas Yamaha SRT	YAMAHA	1'44.130	20 20	2.033 0.224	283.4
17	12 Maverick VIÑALES	SPA	Aprilia Racing Team Gresini	APRILIA	1'44.203	16 16	2.106 0.073	286.4
18	20 Fabio QUARTARARO	FRA	Monster Energy Yamaha MotoGP	YAMAHA	1'44.205	20 20	2.108 0.002	282.7
19	44 PoI ESPARGARO	SPA	Repsol Honda Team	HONDA	1'44.266	12 19	2.169 0.061	287.2
20	33 Brad BINDER	RSA	Red Bull KTM Factory Racing	KTM	1'44.404	20 20	2.307 0.138	281.2
21	4 Andrea DOVIZIOSO	ITA	Petronas Yamaha SRT	YAMAHA	1'44.530	13 15	2.433 0.126	279.0
22	6 Stefan BRADL	GER	Repsol Honda Team	HONDA	1'44.713	18 18	2.616 0.183	284.2
23	10 Luca MARINI	ITA	SKY VR46 Avintia	DUCATI	1'44.970	19 20	2.873 0.257	280.5
24	30 Takaaki NAKAGAMI	JPN	LCR Honda IDEMITSU	HONDA	1'44.992	18 19	2.895 0.022	281.2

Practice condition: Wet**Air: 25°****Humidity: 79%****Ground: 28°**

Fastest Lap:	Lap: 20	Johann ZARCO	1'42.097	149 Km/h
Best Race Lap:	2020	Francesco BAGNAIA	1'32.319	164.7 Km/h
All Time Lap Record:	2020	Maverick VIÑALES	1'31.077	167.0 Km/h

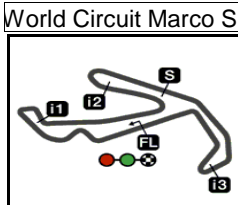
The results are provisional until the end of the limit for protest and appeals.

Time limit for protest expires 30' after publication of the results - Time:

These data/results cannot be reproduced, stored and/or transmitted in whole or in part by any manner of electronic, mechanical, photocopying, recording, broadcasting or otherwise now known or herein after developed without the previous express consent by the copyright owner, except for reproduction in daily press and regular printed publications on sale to the public within 60 days of the event related to those data/results and always provided that copyright symbol appears together as follows below.

© DORNA, 2021

Official MotoGP Timing by TISSOT
www.motogp.com**Misano Adriatico, Friday, September 17, 2021**




4226 m.

GP OCTO DI SAN MARINO E DELLA RIVIERA DI RIMINI

Free Practice Nr. 2

Combined Free Practice Times

7

		Rider	Nation	Team	MOTORCYCLE	FP1	FP2	Gap
1	12	M.VIÑALES	SPA	Aprilia Racing Team Gresini	APRILIA	1'32.666	15 1'44.203	16
2	36	J.MIR	SPA	Team SUZUKI ECSTAR	SUZUKI	1'32.746	13 1'42.910	17 0.080 0.080
3	63	F.BAGNAIA	ITA	Ducati Lenovo Team	DUCATI	1'32.801	8 1'42.650	20 0.135 0.055
4	43	J.MILLER	AUS	Ducati Lenovo Team	DUCATI	1'32.859	10 1'42.719	16 0.193 0.058
5	42	A.RINS	SPA	Team SUZUKI ECSTAR	SUZUKI	1'32.885	13 1'43.760	18 0.219 0.026
6	44	P.ESPARGARO	SPA	Repsol Honda Team	HONDA	1'33.019	13 1'44.266	12 0.353 0.134
7	20	F.QUARTARARO	FRA	Monster Energy Yamaha MotoGP	YAMAHA	1'33.024	14 1'44.205	20 0.358 0.005
8	6	S.BRADL	GER	Repsol Honda Team	HONDA	1'33.047	11 1'44.713	18 0.381 0.023
9	93	M.MARQUEZ	SPA	Repsol Honda Team	HONDA	1'33.100	6 1'42.921	17 0.434 0.053
10	41	A.ESPARGARO	SPA	Aprilia Racing Team Gresini	APRILIA	1'33.102	5 1'43.629	10 0.436 0.002
11	5	J.ZARCO	FRA	Pramac Racing	DUCATI	1'33.143	11 1'42.097	20 0.477 0.041
12	23	E.BASTIANINI	ITA	Avintia Esponsorama	DUCATI	1'33.314	7 1'43.901	15 0.648 0.171
13	30	T.NAKAGAMI	JPN	LCR Honda IDEMITSU	HONDA	1'33.409	7 1'44.992	18 0.743 0.095
14	89	J.MARTIN	SPA	Pramac Racing	DUCATI	1'33.451	12 1'43.906	19 0.785 0.042
15	51	M.PIRRO	ITA	Ducati Lenovo Team	DUCATI	1'33.482	10 1'43.811	12 0.816 0.031
16	21	F.MORBIDELLI	ITA	Monster Energy Yamaha MotoGP	YAMAHA	1'33.570	8 1'43.844	19 0.904 0.088
17	27	I.LECUONA	SPA	Tech 3 KTM Factory Racing	KTM	1'33.710	13 1'43.722	14 1.044 0.140
18	73	A.MARQUEZ	SPA	LCR Honda CASTROL	HONDA	1'33.766	6 1'43.739	19 1.100 0.056
19	46	V.ROSSI	ITA	Petronas Yamaha SRT	YAMAHA	1'33.791	10 1'44.130	20 1.125 0.025
20	9	D.PETRUCCI	ITA	Tech 3 KTM Factory Racing	KTM	1'33.950	12 1'43.329	16 1.284 0.159
21	33	B.BINDER	RSA	Red Bull KTM Factory Racing	KTM	1'34.022	12 1'44.404	20 1.356 0.072
22	88	M.OLIVEIRA	POR	Red Bull KTM Factory Racing	KTM	1'34.026	8 1'43.234	22 1.360 0.004
23	10	L.MARINI	ITA	SKY VR46 Avintia	DUCATI	1'34.037	12 1'44.970	19 1.371 0.011
24	4	A.DOVIZIOSO	ITA	Petronas Yamaha SRT	YAMAHA	1'35.211	13 1'44.530	13 2.545 1.174

Pole Position Record:	2020	Maverick VIÑALES	1'31.077	167.0 Km/h
Best Race Lap:	2020	Francesco BAGNAIA	1'32.319	164.7 Km/h
All Time Lap Record:	2020	Maverick VIÑALES	1'31.077	167.0 Km/h

The results are provisional until the end of the limit for protest and appeals.

Time limit for protest expires 60' after publication of the results - Time:

These data/results cannot be reproduced, stored and/or transmitted in whole or in part by any manner of electronic, mechanical, photocopying, recording, broadcasting or otherwise now known or herein after developed without the previous express consent by the copyright owner, except for reproduction in daily press and regular printed publications on sale to the public within 60 days of the event related to those data/results and always provided that copyright symbol appears together as follows below.

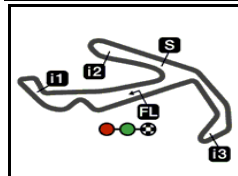
© DORNA, 2021

Official MotoGP Timing by TISSOT

www.motogp.com

Misano Adriatico, Friday, September 17, 2021





4226 m.

GP OCTO DI SAN MARINO E DELLA RIVIERA DI RIMINI

Free Practice Nr. 2

Top Speed & Average

8



Rider	Nation	Motorcycle	Top 5 speeds					Average	Top
5 Johann ZARCO	FRA	DUCATI	291.8	291.8	291.1	291.1	290.3	291.1	291.8
63 Francesco BAGNAIA	ITA	DUCATI	290.3	290.3	289.5	289.5	288.0	289.1	290.3
89 Jorge MARTIN	SPA	DUCATI	289.5	288.7	288.0	285.7	285.7	287.5	289.5
43 Jack MILLER	AUS	DUCATI	288.7	288.0	288.0	287.2	285.7	287.5	288.7
73 Alex MARQUEZ	SPA	HONDA	288.0	285.7	285.7	284.2	284.2	285.3	288.0
42 Alex RINS	SPA	SUZUKI	287.2	285.7	285.7	284.2	283.4	284.9	287.2
44 Pol ESPARGARO	SPA	HONDA	287.2	287.2	287.2	286.4	284.9	286.0	287.2
12 Maverick VIÑALES	SPA	APRILIA	286.4	286.4	285.7	285.7	284.9	285.8	286.4
41 Aleix ESPARGARO	SPA	APRILIA	286.4	284.2	284.2	283.4	283.4	284.3	286.4
9 Danilo PETRUCCI	ITA	KTM	285.7	284.2	283.4	282.7	281.9	283.6	285.7
93 Marc MARQUEZ	SPA	HONDA	285.7	284.9	284.2	284.2	283.4	284.3	285.7
6 Stefan BRADL	GER	HONDA	284.2	278.3	275.5	274.1	273.4	277.1	284.2
36 Joan MIR	SPA	SUZUKI	283.4	282.7	282.7	281.9	279.7	281.4	283.4
46 Valentino ROSSI	ITA	YAMAHA	283.4	281.9	281.9	281.9	281.9	282.2	283.4
20 Fabio QUARTARARO	FRA	YAMAHA	282.7	282.7	281.9	281.9	281.2	281.9	282.7
88 Miguel OLIVEIRA	POR	KTM	282.7	282.7	281.9	281.9	281.9	282.2	282.7
23 Enea BASTIANINI	ITA	DUCATI	281.9	281.2	280.5	280.5	279.0	280.6	281.9
51 Michele PIRRO	ITA	DUCATI	281.9	279.0	279.0	279.0	278.3	279.4	281.9
27 Iker LECUONA	SPA	KTM	281.2	279.0	276.9	276.9	274.1	277.6	281.2
30 Takaaki NAKAGAMI	JPN	HONDA	281.2	280.5	280.5	279.7	279.0	279.8	281.2
33 Brad BINDER	RSA	KTM	281.2	279.7	279.0	278.3	277.6	278.6	281.2
10 Luca MARINI	ITA	DUCATI	280.5	279.7	276.9	276.9	274.1	277.6	280.5
21 Franco MORBIDELLI	ITA	YAMAHA	279.7	278.3	278.3	278.3	277.6	278.2	279.7
4 Andrea DOVIZIOSO	ITA	YAMAHA	279.0	276.9	276.9	276.2	274.8	276.4	279.0

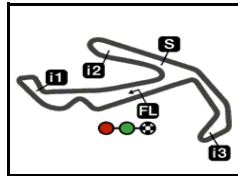
These data/results cannot be reproduced, stored and/or transmitted in whole or in part by any manner of electronic, mechanical, photocopying, recording, broadcasting or otherwise now known or herein after developed without the previous express consent by the copyright owner, except for reproduction in daily press and regular printed publications on sale to the public within 60 days of the event related to those data/results and always provided that copyright symbol appears together as follows below.

© DORNA, 2021

Official MotoGP Timing by TISSOT
www.motogp.com



Misano Adriatico, Friday, September 17, 2021



4226 m.

GP OCTO DI SAN MARINO E DELLA RIVIERA DI RIMINI

Free Practice Nr. 2

Chronological Analysis of Performances

9

* Lap / Sector time cancelled

T1 Time from finish line to 1st intermediate

T3 Time from 2nd intermed. to 3rd intermed.

P Crossing the finish line in pit lane

T2 Time from 1st intermed. to 2nd intermed.

T4 Time from 3rd intermediate to finish line

**Tyre data subject to further updates

Lap	Lap Time	T1	T2	T3	T4	Speed	Lap	Lap Time	T1	T2	T3	T4	Speed	
1st	5	Johann ZARCO DUCATI FRA Pramac Racing						Run # 2	Front Tyre	Wet-Medium	Rear Tyre	Wet-Soft		
		Runs=1	Total laps=20	Full laps=15				New Tyre				12 Laps at start		
Run # 1	Front Tyre	Wet-Soft	Rear Tyre	Wet-Soft			13	2'03.185	41.639	26.206	30.241	25.099	264.7	
		New Tyre	New Tyre				14	1'46.270	30.034	23.654	28.809	23.773	284.2	
1	4'34.004	40.321	27.240	32.203	26.134	248.8	15	1'45.843 *	30.002 *	23.623	28.568	23.650	283.4	
2	1'52.813	32.589	25.022	30.286	24.916	274.1	16	1'43.842	29.134	23.121	28.234	23.353	288.0	
3	1'50.884	31.318	24.881	30.260	24.425	281.2	17	1'43.001	28.893	22.987	28.222	22.899	289.5	
4	1'50.651 *	32.444 *	24.505	29.509	24.193	275.5	18	1'42.858	28.811	22.906	28.200	22.941	290.3	
5	1'47.314	30.547	24.300	28.703	23.764	284.9	19	1'42.657	28.741	22.753	28.220	22.943	290.3	
6	1'46.028	30.177	23.733	28.626	23.492	288.7	20	1'42.650	28.768	22.879	28.168	22.835	288.0	
7	1'44.867	29.572	23.446	28.482	23.367	281.2	21	1'43.867	28.856	22.911	28.312	23.788	289.5	
8	1'43.847	29.388	23.061	28.279	23.119	290.3								
9	1'48.261	29.646	23.243	31.807	23.565	279.0	3rd	43	Jack MILLER DUCATI AUS Ducati Lenovo Team					
10	1'43.462	29.086	22.928	28.465	22.983	288.7			Runs=1	Total laps=16	Full laps=11			
11	1'43.082	29.042	23.022	28.023	22.995	287.2	Run # 1	Front Tyre	Wet-Soft	Rear Tyre	Wet-Soft			
12	1'45.302 P	31.010	24.263	30.895	19.134	263.4		New Tyre	New Tyre					
Run # 2	Front Tyre	Wet-Soft	Rear Tyre	Wet-Soft			1	7'04.572	40.207	31.362	31.713	25.273	265.3	
		12 Laps at start	12 Laps at start				2	1'59.771 *	37.323 *	27.400	30.143	24.905	268.6	
13	1'53.989	36.890	24.425	29.004	23.670	287.2	3	1'48.888	31.014	24.339	29.323	24.212	270.0	
14	1'45.030 *	29.944 *	23.311	28.593	23.182	289.5	4	1'46.988	30.475	23.799	29.000	23.714	282.7	
15	1'43.604	29.114	23.038	28.293	23.159	290.3	5	1'44.814	29.614	23.382	28.551	23.267	284.2	
16	1'42.993	29.137	22.878	28.228	22.750	291.1	6	1'44.794	29.347	23.340	28.563	23.544	279.0	
17	1'43.168	29.062	22.912	28.105	23.089	291.8	7	1'43.804	29.209	23.085	28.402	23.108	285.7	
18	1'44.563	29.992	23.188	28.299	23.084	288.0	8	1'43.814	29.185	23.064	28.384	23.181	279.0	
19	1'42.456	28.869	22.829	27.966	22.792	291.1	9	1'43.186	29.082	22.984	28.018	23.102	288.0	
20	1'42.097	28.893	22.732	27.803	22.669	291.8	10	1'43.605 *	29.227	22.994	28.256 *	23.128	287.2	
							11	1'47.441	29.040	23.007	31.437	23.957	250.5	
2nd	63	Francesco BAGNAIA DUCATI ITA Ducati Lenovo Team						12	1'42.885	28.958	22.915	28.029	22.983	288.7
		Runs=1	Total laps=21	Full laps=15			13	1'46.330 P	30.550	24.626	32.278	18.876	212.1	
Run # 1	Front Tyre	Wet-Soft	Rear Tyre	Wet-Soft			Run # 2	Front Tyre	Wet-Soft	Rear Tyre	Wet-Soft			
		New Tyre	New Tyre					13 Laps at start	13 Laps at start					
1	3'27.000	41.998	29.227	34.642	26.914	221.3	14	1'57.803	40.889	24.255	29.038	23.621	276.9	
2	1'54.504	33.465	25.281	30.900	24.858	250.0	15	1'46.627	29.017	23.059	28.820	25.731	284.9	
3	1'51.368	31.903	24.647	30.614	24.204	253.5	16	1'42.719	28.864	22.966	27.805	23.084	288.0	
4	1'49.450 *	31.139 *	24.486	29.646	24.179	270.6								
5	1'48.466	31.135	24.209	29.322	23.800	273.4	4th	36	Joan MIR SUZUKI SPA Team SUZUKI ECSTAR					
6	1'46.136	29.983	23.752	28.881	23.520	277.6			Runs=2	Total laps=18	Full laps=12			
7	1'45.274	29.752	23.587	28.552	23.383	285.7	Run # 1	Front Tyre	Wet-Soft	Rear Tyre	Wet-Soft			
8	1'45.649	29.751	23.718	28.697	23.483	281.9		1 Laps at start	1 Laps at start					
9	1'44.988 *	29.411	23.454	28.679 *	23.444	284.9	1	3'57.367	39.217	27.494	32.676	26.415	241.0	
10	1'44.036	29.262	23.117	28.365	23.292	287.2	2	1'56.159	33.992	26.213	30.802	25.152	254.7	
11	1'43.625	29.001	23.136	28.258	23.230	288.0	3	1'52.020	31.687	25.532	30.503	24.298	255.9	
12	1'46.508 P	33.032 *	25.651	29.695	18.130	258.9	4	1'49.236	30.988	24.655	29.471	24.122	276.2	

Fastest Lap: Johann ZARCO Pramac Racing FRA **1'42.097** 28.893 22.732 27.803 22.669

These data/results cannot be reproduced, stored and/or transmitted in whole or in part by any manner of electronic, mechanical, photocopying, recording, broadcasting or otherwise now known or herein after developed without the previous express consent by the copyright owner, except for reproduction in daily press and regular printed publications on sale to the public within 60 days of the event related to those data/results and always provided that copyright symbol appears together as follows below.
© DORNA, 2021

Free Practice Nr. 2

MotoGP

Lap	Lap Time	T1	T2	T3	T4	Speed	Lap	Lap Time	T1	T2	T3	T4	Speed
5	1'52.255 *	33.193*	24.513	30.527	24.022	266.0	7	1'45.955	29.931	23.768	28.886	23.370	276.9
6	1'47.402	30.460	24.144	29.147	23.651	277.6	8	1'45.192	29.719	23.454	28.754	23.265	281.2
7	1'46.350	30.117	24.085	28.744	23.404	276.9	9	1'45.004	29.439	23.362	28.898	23.305	279.7
8	1'49.741 P	32.196	25.743	32.618	19.184	204.9	10	1'58.698 *	38.944*	24.864	30.695	24.195	258.3
Run # 2	Front Tyre	Wet-Soft	Rear Tyre	Wet-Soft									
	9 Laps at start			9 Laps at start									
9	1'54.432	37.244	24.375	29.238	23.575	279.7	11	1'44.284	29.346	23.314	28.651	22.973	282.7
10	1'45.072	29.639	23.547	28.642	23.244	279.7	12	1'44.059	29.217	23.343	28.595	22.904	281.9
11	1'44.924	29.404	23.556	28.594	23.370	283.4	13	1'46.279 P	32.734*	24.848	30.307	18.390	247.7
12	1'48.085 P	36.017*	24.576	29.217	18.275	272.0	Run # 2	Front Tyre	Wet-Soft	Rear Tyre	Wet-Soft		
	13 Laps at start			13 Laps at start									
13	2'04.019	46.258	24.756	29.191	23.814	267.9	14	1'56.886	37.888	25.263	29.948	23.787	269.3
14	1'44.483	29.521	23.544	28.371	23.047	279.7	15	1'45.841	29.614	23.541	29.193	23.493	275.5
15	1'44.051	29.376	23.419	28.260	22.996	282.7	16	1'53.567 *	32.489*	24.229	32.594	24.255	236.8
16	1'45.026	29.123	23.349	28.316	24.238	282.7	17	1'45.141	29.676	23.541	28.723	23.201	280.5
17	1'42.910	28.864	23.205	28.076	22.765	281.9	18	1'44.813	29.241	23.371	28.867	23.334	279.7
18	1'43.858	29.068	23.401	28.341	23.048	276.9	19	1'44.041	29.238	23.394	28.445	22.964	281.9
							20	1'43.691	29.209	23.185	28.311	22.986	282.7
							21	1'47.447	29.012	23.125	31.729	23.581	211.3
							22	1'43.234	29.058	22.954	28.309	22.913	281.9

5th 93 Marc MARQUEZ HONDA SPA
Repsol Honda Team

Runs=1 Total laps=18 Full laps=12

Run #	1	Front Tyre	Wet-Soft	Rear Tyre	Wet-Soft	Speed
		New Tyre		New Tyre		
1	4'16.501	39.607	28.725	32.663	26.251	241.6
2	1'53.233	32.470	25.140	30.773	24.850	269.3
3	1'53.032	30.999	24.334	32.961	24.738	254.1
4	1'47.877	30.426	24.194	29.265	23.992	275.5
5	1'46.016	29.868	23.664	28.963	23.521	284.2
6	1'46.889	29.486	23.661	29.685	24.057	263.4
7	1'44.952	29.382	23.651	28.745	23.174	284.9
8	1'44.311	29.212	23.267	28.680	23.152	284.2
9	1'43.837	29.069	23.205	28.473	23.090	283.4
10	1'46.935 P	32.232*	24.766	30.424	19.513	255.9
Run # 2	Front Tyre	Wet-Soft	Rear Tyre	Wet-Soft		
	10 Laps at start			10 Laps at start		
11	2'02.454	41.557	25.387	30.305	25.205	268.6
12	1'49.503 *	32.272*	24.365	29.180	23.686	280.5
13	1'49.472 *	33.025*	24.234	28.758	23.455	281.9
14	1'45.566	29.454	23.361	29.499	23.252	279.7
15	1'44.234	29.423	23.298	28.533	22.980	283.4
16	1'44.408	29.237	23.230	28.950	22.991	267.9
17	1'42.921	28.996	22.965	28.085	22.875	285.7
18	1'57.386 *	34.425*	26.045	30.794	26.122	251.1

6th 88 Miguel OLIVEIRA KTM POR
Red Bull KTM Factory Racing

Runs=1 Total laps=22 Full laps=16

Run #	1	Front Tyre	Wet-Soft	Rear Tyre	Wet-Soft	Speed
		New Tyre		New Tyre		
1	2'45.295	39.512	28.315	33.655	26.420	232.2
2	1'54.237	32.618	25.784	31.012	24.823	266.0
3	1'50.764	31.502	24.591	30.392	24.279	272.7
4	1'48.259	30.428	24.569	29.576	23.686	272.0
5	1'48.020 *	30.577*	24.058	29.633	23.752	270.0
6	1'47.003	30.551	23.595	29.429	23.428	274.1

7th 9 Danilo PETRUCCI KTM ITA
Tech 3 KTM Factory Racing

Runs=1 Total laps=19 Full laps=12

Run #	1	Front Tyre	Wet-Soft	Rear Tyre	Wet-Soft	Speed
		New Tyre		New Tyre		
1	3'13.025	40.417	27.250	32.462	26.658	258.3
2	1'59.874	32.180	28.717	33.199	25.778	233.7
3	1'52.190	31.821	25.378	30.332	24.659	262.1
4	1'49.128	30.886	24.766	29.330	24.146	277.6
5	1'52.904 *	32.820*	26.066	29.826	24.192	275.5
6	1'46.889	30.325	24.019	28.904	23.641	278.3
7	1'45.694	29.782	23.755	28.524	23.633	278.3
8	1'43.186 P	30.913	25.448	28.868	17.957	279.0
Run # 2	Front Tyre	Wet-Medium	Rear Tyre	Wet-Soft		
	New Tyre			8 Laps at start		
9	1'56.189	38.165	24.780	29.242	24.002	280.5
10	1'45.258	29.571	23.651	28.419	23.617	281.2
11	1'45.177	29.543	23.683	28.537	23.414	279.0
12	1'44.762	29.414	23.616	28.281	23.451	281.9
13	1'52.071 *	33.971*	24.252	29.995	23.853	241.6
14	1'49.859 *	31.094*	25.456	29.213	24.096	274.8
15	1'43.701	29.313	23.284	27.961	23.143	284.2
16	1'43.329	29.022	23.188	27.870	23.249	282.7
17	1'43.735	29.117	23.164	28.132	23.322	283.4
18	1'52.998 *	31.831*	23.731	30.389	27.047	254.7
19	1'43.450	29.151	23.259	27.990	23.050	285.7

8th 41 Aleix ESPARGARO APRILIA SPA
Aprilia Racing Team Gresini

Runs=2 Total laps=15 Full laps=10

Run #	1	Front Tyre	missing data	Rear Tyre	missing data	Speed
		Laps at start		New Tyre		
1	5'44.002	40.346	28.187	33.358	26.979	251.7
2	1'58.064 P	36.621	28.546	32.790	20.107	251.1
Run # 2	Front Tyre	missing data	Rear Tyre	missing data		
	Laps at start			2 Laps at start		
3	2'03.564	40.478	26.711	31.316	25.059	264.7

Fastest Lap: Johann ZARCO Pramac Racing FRA 1'42.097 28.893 22.732 27.803 22.669

These data/results cannot be reproduced, stored and/or transmitted in whole or in part by any manner of electronic, mechanical, photocopying, recording, broadcasting or otherwise now known or herein after developed without the previous express consent by the copyright owner, except for reproduction in daily press and regular printed publications on sale to the public within 60 days of the event related to those data/results and always provided that copyright symbol appears together as follows below.
© DORNA, 2021



Free Practice Nr. 2

MotoGP

Lap	Lap Time	T1	T2	T3	T4	Speed	Lap	Lap Time	T1	T2	T3	T4	Speed
4	1'51.373	32.208	25.357	29.498	24.310	280.5	13	1'48.572	30.702	24.286	29.288	24.296	280.5
5	1'48.345	30.567	24.288	29.425	24.065	281.9	14	1'47.056 *	30.284*	23.804	29.107	23.861	282.7
6	1'47.437	30.240	24.013	29.426	23.758	281.2	15	1'49.679	29.662	23.376	32.362	24.279	170.6
7	1'45.229	29.774	23.529	28.662	23.264	283.4	16	1'45.404	29.654	23.359	28.661	23.730	284.2
8	1'44.261	29.255	23.295	28.473	23.238	286.4	17	1'44.591	29.295	23.318	28.556	23.422	284.2
9	2'01.609	29.146	23.208	45.596	23.659	108.0	18	1'44.343	29.145	23.506	28.349	23.343	284.2
10	1'43.629	29.070	23.089	28.311	23.159	284.2	19	1'43.739	28.942	23.158	28.259	23.380	285.7
11	1'47.169 P	29.138	26.301	31.981	19.749	250.0	20	1'43.937	28.997	23.267	28.165	23.508	288.0

Run #	3	Front Tyre	missing data	Rear Tyre	missing data	Laps at start	11	Laps at start
12	2'01.759	40.907	25.011	31.262	24.579	263.4		
13	1'49.154	30.373	23.805	31.351	23.625	227.3		
14	1'44.935	29.520	23.352	28.813	23.250	284.2		
15	1'53.367	29.397	29.256	29.149	25.565	283.4		

9th 27 Iker LECUONA KTM SPA
Tech 3 KTM Factory Racing
Runs=1 Total laps=14 Full laps=11

Run #	1	Front Tyre	Wet-Soft	Rear Tyre	Wet-Soft	New Tyre	New Tyre
1	2'28.674	39.604	26.882	33.003	25.901	219.5	
2	1'52.912	31.846	25.387	30.719	24.960	254.7	
3	1'50.567	31.277	24.557	30.343	24.390	244.3	
4	1'48.472	30.430	24.042	30.010	23.990	259.6	
5	1'47.092	30.143	24.069	29.137	23.743	264.7	
6	1'46.253	29.754	23.602	29.246	23.651	270.6	
7	1'45.491	29.445	23.751	28.909	23.386	266.0	
8	1'45.191	29.420	23.545	28.835	23.391	272.7	
9	1'44.551	29.259	23.559	28.505	23.228	276.9	
10	1'43.190 P	32.927*	23.476	28.536	18.251	279.0	

Run #	2	Front Tyre	Wet-Medium	Rear Tyre	Wet-Soft	New Tyre	10	Laps at start
11	1'58.309	37.837	25.648	30.439	24.385	245.4		
12	1'45.397	29.947	23.563	28.471	23.416	274.1		
13	1'44.323	29.357	23.402	28.457	23.107	276.9		
14	1'43.722	29.052	23.451	28.246	22.973	281.2		

10th 73 Alex MARQUEZ HONDA SPA
LCR Honda CASTROL
Runs=1 Total laps=20 Full laps=14

Run #	1	Front Tyre	Wet-Soft	Rear Tyre	Wet-Soft	New Tyre	New Tyre
1	5'20.228	39.747	28.643	33.445	27.837	245.4	
2	1'55.795	32.949	25.651	31.471	25.724	259.6	
3	1'50.778 *	30.999*	24.901	29.885	24.993	270.0	
4	1'49.552	30.720	24.487	29.617	24.728	272.7	
5	1'48.103	30.343	24.085	29.294	24.381	278.3	
6	1'46.510	30.023	23.715	28.884	23.888	281.2	
7	1'45.972	29.806	23.610	28.745	23.811	281.2	
8	1'51.910 *	30.822*	25.649	30.923	24.516	257.7	
9	1'47.856	29.820	23.559	30.046	24.431	274.8	
10	1'44.913	29.376	23.579	28.356	23.602	285.7	
11	1'44.193 P	31.456*	24.230	29.174	19.333	281.9	

Run #	2	Front Tyre	Wet-Medium	Rear Tyre	Wet-Medium	New Tyre	New Tyre
12	2'03.805	40.719	26.663	31.272	25.151	257.7	

11th 42 Alex RINS SUZUKI SPA
Team SUZUKI ECSTAR
Runs=1 Total laps=18 Full laps=13

Run #	1	Front Tyre	Wet-Soft	Rear Tyre	Wet-Soft	2	Laps at start	2	Laps at start
1	2'47.699	40.515	28.428	33.358	26.450	245.4			
2	1'55.798	33.073	26.714	30.850	25.161	267.9			
3	1'51.603	31.407	25.077	30.566	24.553	272.7			
4	1'49.432	30.624	24.980	29.600	24.228	278.3			
5	1'48.385 *	30.592*	24.591	29.162	24.040	280.5			
6	1'46.935	29.882	24.298	28.943	23.812	282.7			
7	1'45.745	29.640	23.997	28.548	23.560	283.4			
8	1'45.204	29.350	23.960	28.484	23.410	283.4			
9	1'45.746	29.677	23.870	28.708	23.491	281.9			
10	1'47.715	29.963	24.086	29.755	23.911	276.2			
11	1'44.825	29.235	23.793	28.455	23.342	284.2			
12	1'48.428 P	33.749*	24.618	29.946	20.115	276.2			

Run #	2	Front Tyre	Wet-Medium	Rear Tyre	Wet-Soft	New Tyre	14	Laps at start
13	1'57.776	38.549	25.283	29.882	24.062	281.2		
14	1'49.381	29.686	24.103	28.810	26.782	282.7		
15	1'44.844	29.265	23.889	28.309	23.381	285.7		
16	1'43.998	29.103	23.547	28.085	23.263	285.7		
17	1'55.029 *	32.014*	27.655	31.792	23.568	241.6		
18	1'43.760	29.148	23.473	27.971	23.168	287.2		

12th 51 Michele PIRRO DUCATI ITA
Ducati Lenovo Team
Runs=1 Total laps=12 Full laps=9

Run #	1	Front Tyre	Wet-Soft	Rear Tyre	Wet-Soft	New Tyre	New Tyre
1	2'12.978	39.658	27.554	32.053	25.037	252.3	
2	1'49.825	31.346	24.534	29.743	24.202	257.1	
3	1'46.418	30.017	23.902	28.976	23.523	271.3	
4	1'45.744	29.863	23.581	28.829	23.471	277.6	
5	1'45.280	29.694	23.572	28.740	23.274	279.0	
6	1'45.435	29.569	23.672	28.708	23.486	277.6	
7	1'43.554 P	29.568	23.747	30.867	19.372	241.6	

Run #	2	Front Tyre	Wet-Soft	Rear Tyre	Wet-Soft	7	Laps at start	7	Laps at start
8	1'59.752	39.678	26.777	29.322	23.975	271.3			
9	1'44.757	29.518	23.514	28.494	23.231	279.0			
10	1'44.735	29.530	23.582	28.447	23.176	279.0			
11	1'44.480	29.407	23.536	28.418	23.119	278.3			
12	1'43.811	29.283	23.237	28.328	22.963	281.9			

Fastest Lap: Johann ZARCO Pramac Racing FRA 1'42.097 28.893 22.732 27.803 22.669

These data/results cannot be reproduced, stored and/or transmitted in whole or in part by any manner of electronic, mechanical, photocopying, recording, broadcasting or otherwise now known or herein after developed without the previous express consent by the copyright owner, except for reproduction in daily press and regular printed publications on sale to the public within 60 days of the event related to those data/results and always provided that copyright symbol appears together as follows below.
© DORNA, 2021



Free Practice Nr. 2

MotoGP

Lap	Lap Time	T1	T2	T3	T4	Speed	Lap	Lap Time	T1	T2	T3	T4	Speed					
13th	21	Franco MORBIDELLI YAMAHA ITA				Monster Energy Yamaha MotoGP												
		Runs=1			Total laps=19			Full laps=11										
		Run #	1	Front Tyre	Wet-Soft	Rear Tyre	Wet-Soft											
				New Tyre		New Tyre												
		1	4'54.437	47.346	29.190	34.291	26.457	243.7										
		2	1'54.315	32.664	25.429	30.854	25.368	267.3										
		3	1'51.004	31.276	25.268	29.885	24.575	272.0										
		4	1'48.980 *	30.738*	24.488	29.721	24.033	271.3										
		5	1'47.581	30.120	24.259	29.192	24.010	276.2										
		6	2'11.004 *	39.160*	29.557	37.224	25.063	132.0										
		7	1'46.950	29.845	24.115	29.250	23.740	277.6										
8	2'02.603	34.349	27.142	37.161	23.951	130.5												
9	1'45.741	29.551	23.831	28.886	23.473	278.3												
10	1'45.236	29.380	23.690	28.661	23.505	277.6												
11	1'54.054 P	34.307*	26.712	32.736	20.299	218.6												
Run #	2	Front Tyre	Wet-Soft	Rear Tyre	Wet-Soft													
		11 Laps at start		11 Laps at start														
12	2'06.764	44.031	26.425	31.088	25.220	255.3												
13	1'52.836 *	32.619*	25.655	30.666	23.896	260.8												
14	1'47.132	29.826	23.855	29.648	23.803	267.9												
15	1'45.121	29.431	23.416	28.876	23.398	277.6												
16	1'48.031 *	31.979*	23.901	28.806	23.345	278.3												
17	1'44.214	29.162	23.429	28.412	23.211	278.3												
18	1'49.939 *	33.557*	24.185	28.926	23.271	276.9												
19	1'43.844	28.982	23.397	28.375	23.090	279.7												
14th	23	Enea BASTIANINI DUCATI ITA				Avintia Esponsorama												
		Runs=1			Total laps=15			Full laps=11										
		Run #	1	Front Tyre	Wet-Soft	Rear Tyre	Wet-Soft											
				New Tyre		New Tyre												
		1	8'05.945	40.300	31.503	33.722	26.403	235.2										
		2	13'30.775 P															
		Run #	2	Front Tyre	Wet-Soft	Rear Tyre	Wet-Soft											
				New Tyre		New Tyre												
		3	2'06.112	39.867	27.210	32.746	26.289	252.9										
		4	1'54.177	33.313	25.256	30.676	24.932	267.9										
		5	1'50.481	31.564	24.701	29.678	24.538	276.2										
6	1'50.965	31.756	24.640	29.675	24.894	276.2												
7	1'53.223	30.937	24.335	33.631	24.320	258.9												
8	1'48.451	30.588	24.377	29.239	24.247	277.6												
9	1'47.548	30.292	24.029	29.121	24.106	276.9												
10	1'47.027 *	30.243*	23.828	28.879	24.077	277.6												
11	1'45.959	30.007	23.649	28.560	23.743	280.5												
12	1'45.895	29.723	23.744	28.516	23.912	279.0												
13	1'45.310	29.792	23.470	28.298	23.750	280.5												
14	1'44.396	29.392	23.365	28.334	23.305	281.2												
15	1'43.901	29.151	23.295	28.168	23.287	281.9												
16th	46	Valentino ROSSI YAMAHA ITA				Petronas Yamaha SRT												
		Runs=1			Total laps=20			Full laps=16										
		Run #	1	Front Tyre	Wet-Soft	Rear Tyre	Wet-Soft											
				New Tyre		New Tyre												
		1	3'40.966	41.425	28.899	33.961	27.351	250.5										
		2	2'00.370	35.106	27.383	31.723	26.158	260.2										
		3	2'27.466	32.861	55.133	33.832	25.640	247.7										
		4	1'52.570	32.123	25.415	30.272	24.760	271.3										
		5	1'50.941	31.492	25.101	29.946	24.402	267.9										
		6	1'48.599	30.660	24.563	29.551	23.825	274.1										
		7	1'47.158	30.131	24.229	29.123	23.675	279.7										
8	1'46.080	29.970	23.777	28.728	23.605	281.2												
9	1'46.018	29.839	23.674	28.643	23.862	279.7												
10	1'49.845	29.676	23.721	32.947	23.501	263.4												
11	1'45.211	29.598	23.719	28.436	23.458	280.5												
12	1'44.828	29.512	23.423	28.481	23.412	279.7												
13	1'46.044 P	34.951*	24.520	29.109	17.464	275.5												
Run #	2	Front Tyre	Wet-Soft	Rear Tyre	Wet-Soft													
		13 Laps at start		13 Laps at start														
14	1'59.078	38.674	26.263	29.649	24.492	276.2												
15	1'47.271	30.593	24.079	28.933	23.666	281.9												
16	1'45.858	29.968	23.827	28.694	23.369	280.5												
17	1'45.667	29.803	23.757	28.646	23.461	283.4												
18	1'49.060 *	32.903*	24.122	28.659	23.376	281.9												
19	1'44.854	29.602	23.577	28.343	23.332	281.9												
20	1'44.130	29.330	23.503	28.174	23.123	281.9												
15th	89	Jorge MARTIN DUCATI SPA				Pramac Racing												
		Runs=1			Total laps=20			Full laps=13										
		Run #	1	Front Tyre	Wet-Soft	Rear Tyre	Wet-Soft											
				New Tyre		New Tyre												
		1	4'18.111	39.995	27.775	33.179	26.539	243.2										
		17th	12	Maverick VIÑALES APRILIA SPA				Aprilia Racing Team Gresini										
				Runs=1			Total laps=16			Full laps=10								
				Run #	1	Front Tyre	Wet-Soft	Rear Tyre	Wet-Soft									
						New Tyre		New Tyre										
				1	9'12.652	40.047	28.586	32.948	27.330	253.5								

Fastest Lap: Johann ZARCO Pramac Racing FRA **1'42.097** 28.893 22.732 27.803 22.669

These data/results cannot be reproduced, stored and/or transmitted in whole or in part by any manner of electronic, mechanical, photocopying, recording, broadcasting or otherwise now known or herein after developed without the previous express consent by the copyright owner, except for reproduction in daily press and regular printed publications on sale to the public within 60 days of the event related to those data/results and always provided that copyright symbol appears together as follows below.
© DORNA, 2021



Free Practice Nr. 2

MotoGP

Lap	Lap Time	T1	T2	T3	T4	Speed	Lap	Lap Time	T1	T2	T3	T4	Speed			
2	1'56.269 *	33.280	25.748	31.945*	25.296	269.3	6	1'47.624	30.546	24.064	29.199	23.815	282.7			
3	1'51.867	31.529	25.109	30.528	24.701	271.3	7	1'46.044	29.917	23.749	28.779	23.599	284.9			
4	1'49.715	30.951	24.495	29.853	24.416	274.8	8	1'50.504 *	32.114*	24.705	29.792	23.893	272.7			
5	1'47.952	30.337	24.082	29.521	24.012	279.0	9	1'45.106	29.378	23.556	28.620	23.552	284.2			
6	1'46.780	30.042	23.838	29.097	23.803	280.5	10	1'45.123	29.469	23.587	28.563	23.504	284.9			
7	1'45.704	29.649	23.713	28.803	23.539	284.2	11	1'44.451	29.292	23.371	28.582	23.206	286.4			
8	1'49.877 *	32.028*	24.633	29.468	23.748	283.4	12	1'44.266	29.287	23.363	28.464	23.152	287.2			
9	1'46.318	29.927	23.631	28.993	23.767	286.4	13	1'46.380 P	33.502*	25.029	29.553	18.296	266.6			
10	1'45.232	29.502	23.593	28.548	23.589	281.2	Run # 2						Front Tyre	Wet-Soft	Rear Tyre	Wet-Soft
11	1'47.121 *	29.520	23.459	30.308*	23.834	285.7							14 Laps at start		14 Laps at start	
12	1'44.795	29.433	23.415	28.559	23.388	285.7	14	1'55.293	36.370	24.949	29.810	24.164	271.3			
13	1'49.525 P	29.324	23.433	37.881	18.887	236.3	15	1'46.979 *	31.157*	23.775	28.690	23.357	284.9			
Run # 2						Front Tyre	Wet-Soft	Rear Tyre	Wet-Soft							
						13 Laps at start		13 Laps at start								
14	1'57.896	39.261	25.191	29.550	23.894	280.5	16	1'44.599	29.412	23.311	28.586	23.290	287.2			
15	1'45.031	29.621	23.525	28.583	23.302	284.9	17	1'45.298	29.473	23.667	28.827	23.331	287.2			
16	1'44.203	29.099	23.362	28.442	23.300	286.4	18	1'51.998 *	29.435	23.674	32.037*	26.852	284.9			
										19	1'52.260	29.561	27.591	30.207	24.901	256.5

18th 20 **Fabio QUARTARARO** YAMAHA FRA
Monster Energy Yamaha MotoGP

Run #	1	Front Tyre	Wet-Soft	Rear Tyre	Wet-Soft	New Tyre	New Tyre					
1	3'25.651	39.648	26.629	32.453	25.705	253.5						
2	1'53.460 *	32.219	25.211	31.004*	25.026	274.8						
3	1'52.200	31.979	24.903	30.620	24.698	259.6						
4	1'56.768 *	37.576*	24.478	30.198	24.516	272.7						
5	1'49.351	31.363	23.989	29.778	24.221	272.0						
6	1'48.013	30.472	23.844	29.655	24.042	268.6						
7	1'50.927 *	30.672	24.278	31.926*	24.051	232.7						
8	1'47.232	30.114	23.976	29.189	23.953	277.6						
9	1'46.287 *	30.020	23.551	29.011*	23.705	279.0						
10	1'45.375	29.496	23.526	28.722	23.631	280.5						
11	1'45.422	29.672	23.608	28.594	23.548	280.5						
12	1'48.530 P	34.543*	24.668	29.648	19.671	272.0						
Run # 2						Front Tyre	Wet-Soft	Rear Tyre	Wet-Soft			
						12 Laps at start		12 Laps at start				
13	1'56.031	37.506	24.717	29.766	24.042	276.9						
14	1'45.642	29.782	23.630	28.766	23.464	281.2						
15	1'45.006 *	29.702*	23.349	28.632	23.323	281.9						
16	1'44.841	29.386	23.338	28.811	23.306	282.7						
17	1'44.351	29.322	23.282	28.416	23.331	281.9						
18	1'44.284	29.301	23.369	28.434	23.180	281.2						
19	1'51.208	29.019	26.904	31.468	23.817	242.6						
20	1'44.205	29.193	23.302	28.462	23.248	282.7						

19th 44 **PoI ESPARGARO** HONDA SPA
Repsol Honda Team

Run #	1	Front Tyre	Wet-Soft	Rear Tyre	Wet-Soft	New Tyre	New Tyre
1	3'01.193	38.835	28.745	32.647	26.279	250.5	
2	1'57.650	33.360	26.294	32.398	25.598	256.5	
3	1'53.215	32.640	25.513	30.591	24.471	272.0	
4	1'49.454	30.489	24.475	30.138	24.352	274.8	
5	1'49.466 *	30.941*	24.295	29.869	24.361	280.5	

20th 33 **Brad BINDER** KTM RSA
Red Bull KTM Factory Racing

Run #	1	Front Tyre	Wet-Soft	Rear Tyre	Wet-Soft	New Tyre	New Tyre					
1	3'08.296	41.336	29.777	34.286	27.611	239.4						
2	2'06.349	33.554	30.076	36.114	26.605	213.8						
3	1'53.679	32.234	25.589	30.391	25.465	267.3						
4	1'52.203 *	31.190*	25.346	30.283	25.384	272.7						
5	1'51.519	31.432	25.364	30.076	24.647	262.7						
6	1'49.404	30.435	24.328	30.293	24.348	274.1						
7	1'47.093	29.893	23.822	29.403	23.975	277.6						
8	1'47.368	30.116	23.892	29.264	24.096	277.6						
9	1'59.213	30.247	32.266	32.389	24.311	260.8						
10	1'46.286	29.747	23.793	28.900	23.846	279.7						
11	1'42.755 P	30.032	24.884	29.296	18.543	277.6						
Run # 2						Front Tyre	Wet-Soft	Rear Tyre	Wet-Soft			
						11 Laps at start		11 Laps at start				
12	1'59.695	39.446	24.830	30.933	24.486	262.1						
13	1'55.972	35.881	24.911	30.399	24.781	270.0						
14	1'50.023 *	32.498*	24.214	29.520	23.791	273.4						
15	1'52.761	35.418	24.122	29.295	23.926	278.3						
16	1'46.262	29.887	23.549	29.092	23.734	281.2						
17	1'55.149	31.841	24.242	34.222	24.844	254.1						
18	1'49.112	29.881	23.932	31.179	24.120	244.8						
19	1'45.032	29.581	23.423	28.723	23.305	277.6						
20	1'44.404	29.013	23.247	28.753	23.391	279.0						

21st 4 **Andrea DOVIZIOSO** YAMAHA ITA
Petronas Yamaha SRT

Run #	1	Front Tyre	Wet-Soft	Rear Tyre	Wet-Soft	New Tyre	New Tyre
1	10'06.144	45.589	28.847	32.467	26.558	257.7	
2	1'54.668	32.909	25.444	31.034	25.281	267.9	
3	1'50.969	31.402	25.289	30.046	24.232	266.6	
4	1'48.441	30.468	24.399	29.656	23.918	274.1	
5	1'46.692	29.890	23.865	29.280	23.657	273.4	
6	1'46.327	29.780	23.762	29.120	23.665	274.8	

Fastest Lap: Johann ZARCO Pramac Racing FRA 1'42.097 28.893 22.732 27.803 22.669

These data/results cannot be reproduced, stored and/or transmitted in whole or in part by any manner of electronic, mechanical, photocopying, recording, broadcasting or otherwise now known or herein after developed without the previous express consent by the copyright owner, except for reproduction in daily press and regular printed publications on sale to the public within 60 days of the event related to those data/results and always provided that copyright symbol appears together as follows below.
© DORNA, 2021

Official MotoGP Timing by TISSOT
www.motogp.com



Free Practice Nr. 2

MotoGP

Lap	Lap Time	T1	T2	T3	T4	Speed	Lap	Lap Time	T1	T2	T3	T4	Speed
7	1'45.779	29.637	23.607	28.919	23.616	274.8	12	2'01.527	31.555	26.767	33.025	30.180	236.8
8	1'42.820 P	29.627	23.825	30.397	18.971	261.5	13	1'48.461	30.844	24.240	29.541	23.836	265.3
Run # 2	Front Tyre	Wet-Medium	Rear Tyre	Wet-Soft									
	New Tyre			8 Laps at start									
9	2'06.704	44.331	26.139	31.240	24.994	264.0	14	1'47.284 *	30.693*	23.844	29.167	23.580	273.4
10	1'53.927	32.072	28.252	29.680	23.923	269.3	15	1'49.259	29.668	23.513	32.116	23.962	156.0
11	1'46.544	29.855	23.856	29.171	23.662	276.9	16	1'52.907	33.173	24.442	30.328	24.964	262.7
12	1'45.562	29.568	23.609	28.925	23.460	276.9	17	1'46.014	29.813	23.582	29.303	23.316	269.3
13	1'44.530	29.233	23.317	28.718	23.262	279.0	18	1'55.799	30.752	23.802	30.018	31.227	270.0
14	1'45.220	29.016	23.467	29.256	23.481	272.0	19	1'44.970	29.513	23.460	28.751	23.246	280.5
15	1'44.741	29.054	23.545	28.786	23.356	276.2	20	1'45.387	29.780	23.357	28.755	23.495	276.9

24th 30 Takaaki NAKAGAMI HONDA JPN
LCR Honda IDEMITSU

Runs=1 Total laps=19 Full laps=11

22nd 6 Stefan BRADL HONDA GER
Repsol Honda Team

Runs=1 Total laps=18 Full laps=11

Run # 1	Front Tyre	Wet-Soft	Rear Tyre	Wet-Soft		
	New Tyre			New Tyre		
1	8'56.712	39.787	28.453	33.093	28.933	244.3
2	1'57.319 *	33.436*	26.483	32.064	25.336	242.6
3	1'51.161	31.582	24.672	30.655	24.252	255.3
4	1'48.772	30.663	24.268	29.645	24.196	259.6
5	1'47.476	30.401	24.196	29.043	23.836	271.3
6	1'47.227 P	34.226*	24.798	30.104	18.099	264.0
Run # 2	Front Tyre	Wet-Soft	Rear Tyre	Wet-Soft		
	6 Laps at start		6 Laps at start			
7	1'56.550	38.280	24.782	29.648	23.840	266.0
8	1'46.321	29.952	23.782	28.849	23.738	275.5
9	1'46.851	29.934	24.022	29.082	23.813	273.4
10	1'53.424	30.168	24.071	32.620	26.565	244.3
11	1'55.746	30.788	25.564	29.847	29.547	265.3
12	1'50.173 *	32.812*	24.443	29.105	23.813	267.3
13	1'46.390	29.914	23.874	28.828	23.774	274.1
14	1'52.844 *	32.468*	23.815	29.261	27.300	270.0
15	1'51.089	31.381	24.289	31.575	23.844	261.5
16	1'53.281 *	34.684*	24.026	30.526	24.045	231.7
17	1'46.003	29.875	23.828	28.929	23.371	278.3
18	1'44.713	29.544	23.473	28.458	23.238	284.2

Run # 1 Front Tyre Wet-Soft Rear Tyre Wet-Soft
New Tyre New Tyre

1	4'57.571	44.738	30.132	33.660	28.438	247.1
2	2'01.906 *	37.591*	26.870	31.534	25.911	262.1
3	1'53.988	32.324	25.402	30.979	25.283	251.7
4	2'06.761 *	40.379*	30.886	30.730	24.766	258.9
5	1'49.703	30.837	24.503	29.887	24.476	266.6
6	1'47.640	30.146	24.073	29.407	24.014	272.7
7	1'47.026	30.019	23.957	29.192	23.858	276.9
8	1'46.483	30.003	23.765	29.098	23.617	280.5
9	1'48.975 P	29.807	23.666	30.985	24.517	258.9
Run # 2	Front Tyre	Wet-Soft	Rear Tyre	Wet-Soft		
	9 Laps at start		9 Laps at start			
10	1'59.814	40.005	25.937	29.566	24.306	279.7
11	1'46.722	30.153	23.850	29.114	23.605	279.0
12	1'46.613	30.008	23.815	29.054	23.736	276.9
13	1'53.656 *	36.087*	24.513	29.348	23.708	277.6
14	1'46.328 *	29.974*	23.769	29.125	23.460	279.0
15	1'45.484	29.693	23.700	28.680	23.411	280.5
16	2'07.732 *	36.746*	35.903	30.359	24.724	263.4
17	1'46.319	30.116	23.781	28.933	23.489	279.0
18	1'44.992	29.277	23.535	28.671	23.509	281.2
19	1'52.335	29.803	29.307	29.420	23.805	274.8

23rd 10 Luca MARINI DUCATI ITA
SKY VR46 Avintia

Runs=1 Total laps=20 Full laps=16

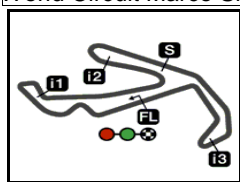
Run # 1	Front Tyre	Wet-Soft	Rear Tyre	Wet-Soft		
	New Tyre			New Tyre		
1	3'57.170	43.952	32.197	37.271	29.167	220.8
2	2'02.055	36.306	27.017	32.953	25.779	237.3
3	1'54.265	32.307	25.543	31.364	25.051	251.7
4	1'51.558	31.806	24.844	30.200	24.708	254.1
5	1'49.817	30.694	24.426	30.393	24.304	260.8
6	1'49.236	30.545	24.055	29.907	24.729	256.5
7	1'47.909	30.425	24.090	29.621	23.773	259.6
8	1'46.895	30.202	23.815	29.178	23.700	274.1
9	1'46.542	29.809	23.778	29.315	23.640	276.9
10	1'44.704 P	29.832	23.738	29.204	21.930	279.7
Run # 2	Front Tyre	Wet-Soft	Rear Tyre	Wet-Soft		
	10 Laps at start		10 Laps at start			
11	2'09.244	43.988	27.817	32.428	25.011	246.5

Fastest Lap: Johann ZARCO Pramac Racing FRA 1'42.097 28.893 22.732 27.803 22.669

These data/results cannot be reproduced, stored and/or transmitted in whole or in part by any manner of electronic, mechanical, photocopying, recording, broadcasting or otherwise now known or herein after developed without the previous express consent by the copyright owner, except for reproduction in daily press and regular printed publications on sale to the public within 60 days of the event related to those data/results and always provided that copyright symbol appears together as follows below.
© DORNA, 2021

Official MotoGP Timing by TISSOT
www.motogp.com





4226 m.

GP OCTO DI SAN MARINO E DELLA RIVIERA DI RIMINI

Free Practice Nr. 2

Best Partial Times

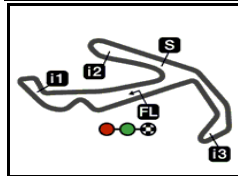
MotoGP™

IT Ideal Lap Time, sum of the best partial times*BT* Best Lap Time

<i>T1</i>		<i>T2</i>		<i>T3</i>		<i>T4</i>				<i>IT</i>	<i>BT</i>	
Pos	Rider	Time	Rider	Time	Rider	Time	Rider	Time	Pos	Rider		
1	F.BAGNAIA	28.741	J.ZARCO	22.732	J.ZARCO	27.803	J.ZARCO	22.669	1	J.ZARCO	1'42.073	1'42.097 (1)
2	J.MIR	28.864	F.BAGNAIA	22.753	J.MILLER	27.805	J.MIR	22.765	2	F.BAGNAIA	1'42.497	1'42.650 (2)
3	J.MILLER	28.864	J.MILLER	22.915	D.PETRUCCI	27.870	F.BAGNAIA	22.835	3	J.MILLER	1'42.567	1'42.719 (3)
4	J.ZARCO	28.869	M.OLIVEIRA	22.954	A.RINS	27.971	M.MARQUEZ	22.875	4	J.MIR	1'42.910	1'42.910 (4)
5	A.MARQUEZ	28.942	M.MARQUEZ	22.965	J.MIR	28.076	M.OLIVEIRA	22.904	5	M.MARQUEZ	1'42.921	1'42.921 (5)
6	F.MORBIDELLI	28.982	A.ESPARGARO	23.089	M.MARQUEZ	28.085	M.PIRRO	22.963	6	D.PETRUCCI	1'43.106	1'43.329 (7)
7	M.MARQUEZ	28.996	A.MARQUEZ	23.158	J.MARTIN	28.141	I.LECUONA	22.973	7	M.OLIVEIRA	1'43.179	1'43.234 (6)
8	M.OLIVEIRA	29.012	D.PETRUCCI	23.164	A.MARQUEZ	28.165	J.MILLER	22.983	8	A.MARQUEZ	1'43.608	1'43.739 (10)
9	B.BINDER	29.013	J.MIR	23.205	E.BASTIANINI	28.168	D.PETRUCCI	23.050	9	A.ESPARGAR	1'43.629	1'43.629 (8)
10	A.DOVIZIOSO	29.016	J.MARTIN	23.216	F.BAGNAIA	28.168	F.MORBIDELLI	23.090	10	I.LECUONA	1'43.673	1'43.722 (9)
11	F.QUARTARARO	29.019	M.PIRRO	23.237	V.ROSSI	28.174	V.ROSSI	23.123	11	A.RINS	1'43.715	1'43.760 (11)
12	D.PETRUCCI	29.022	B.BINDER	23.247	I.LECUONA	28.246	P.ESPARGARO	23.152	12	J.MARTIN	1'43.754	1'43.906 (15)
13	I.LECUONA	29.052	F.QUARTARARO	23.282	M.OLIVEIRA	28.309	A.ESPARGARO	23.159	13	M.PIRRO	1'43.811	1'43.811 (12)
14	A.ESPARGARO	29.070	E.BASTIANINI	23.295	A.ESPARGARO	28.311	A.RINS	23.168	14	F.MORBIDELLI	1'43.844	1'43.844 (13)
15	M.VIÑALES	29.099	P.ESPARGARO	23.311	M.PIRRO	28.328	F.QUARTARARO	23.180	15	F.QUARTARAR	1'43.897	1'44.205 (18)
16	A.RINS	29.103	A.DOVIZIOSO	23.317	F.MORBIDELLI	28.375	J.MARTIN	23.194	16	E.BASTIANINI	1'43.901	1'43.901 (14)
17	E.BASTIANINI	29.151	L.MARINI	23.357	F.QUARTARARO	28.416	S.BRADL	23.238	17	V.ROSSI	1'44.050	1'44.130 (16)
18	J.MARTIN	29.203	M.VIÑALES	23.362	M.VIÑALES	28.442	L.MARINI	23.246	18	M.VIÑALES	1'44.203	1'44.203 (17)
19	T.NAKAGAMI	29.277	F.MORBIDELLI	23.397	S.BRADL	28.458	A.DOVIZIOSO	23.262	19	P.ESPARGAR	1'44.214	1'44.266 (19)
20	M.PIRRO	29.283	I.LECUONA	23.402	P.ESPARGARO	28.464	E.BASTIANINI	23.287	20	B.BINDER	1'44.288	1'44.404 (20)
21	P.ESPARGARO	29.287	V.ROSSI	23.423	T.NAKAGAMI	28.671	M.VIÑALES	23.300	21	A.DOVIZIOSO	1'44.313	1'44.530 (21)
22	V.ROSSI	29.330	S.BRADL	23.473	A.DOVIZIOSO	28.718	B.BINDER	23.305	22	S.BRADL	1'44.713	1'44.713 (22)
23	L.MARINI	29.513	A.RINS	23.473	B.BINDER	28.723	A.MARQUEZ	23.343	23	L.MARINI	1'44.867	1'44.970 (23)
24	S.BRADL	29.544	T.NAKAGAMI	23.535	L.MARINI	28.751	T.NAKAGAMI	23.411	24	T.NAKAGAMI	1'44.894	1'44.992 (24)

These data/results cannot be reproduced, stored and/or transmitted in whole or in part by any manner of electronic, mechanical, photocopying, recording, broadcasting or otherwise now known or herein after developed without the previous express consent by the copyright owner, except for reproduction in daily press and regular printed publications on sale to the public within 60 days of the event related to those data/results and always provided that copyright symbol appears together as follows below.
© DORNA, 2021





4226 m.

GP OCTO DI SAN MARINO E DELLA RIVIERA DI RIMINI**Free Practice Nr. 2****Fastest Laps Sequence**

<i>Practice Time</i>	 <i>Rider</i>	<i>Nation</i>	<i>Motorcycle</i>	<i>Time</i>	<i>Km/h</i>	<i>Rider's Lap</i>
4'21.586	27 Iker LECUONA	SPA	KTM	1'52.912	134.7	2
6'12.153	27 Iker LECUONA	SPA	KTM	1'50.567	137.5	3
8'00.625	27 Iker LECUONA	SPA	KTM	1'48.472	140.2	4
8'18.555	88 Miguel OLIVEIRA	POR	KTM	1'48.259	140.5	4
9'47.717	27 Iker LECUONA	SPA	KTM	1'47.092	142.0	5
11'33.970	27 Iker LECUONA	SPA	KTM	1'46.253	143.1	6
11'36.659	93 Marc MARQUEZ	SPA	HONDA	1'46.016	143.5	5
13'19.461	27 Iker LECUONA	SPA	KTM	1'45.491	144.2	7
14'22.198	63 Francesco BAGNAIA	ITA	DUCATI	1'45.274	144.5	7
14'25.033	43 Jack MILLER	AUS	DUCATI	1'44.814	145.1	5
16'09.827	43 Jack MILLER	AUS	DUCATI	1'44.794	145.1	6
16'49.203	27 Iker LECUONA	SPA	KTM	1'44.551	145.5	9
16'52.811	93 Marc MARQUEZ	SPA	HONDA	1'44.311	145.8	8
17'10.408	5 Johann ZARCO	FRA	DUCATI	1'43.847	146.5	8
17'53.631	43 Jack MILLER	AUS	DUCATI	1'43.804	146.5	7
20'42.131	5 Johann ZARCO	FRA	DUCATI	1'43.462	147.0	10
21'20.631	43 Jack MILLER	AUS	DUCATI	1'43.186	147.4	9
22'25.213	5 Johann ZARCO	FRA	DUCATI	1'43.082	147.5	11
26'34.562	43 Jack MILLER	AUS	DUCATI	1'42.885	147.8	12
41'11.666	63 Francesco BAGNAIA	ITA	DUCATI	1'42.858	147.9	18
42'54.323	63 Francesco BAGNAIA	ITA	DUCATI	1'42.657	148.1	19
44'36.973	63 Francesco BAGNAIA	ITA	DUCATI	1'42.650	148.2	20
44'42.855	5 Johann ZARCO	FRA	DUCATI	1'42.456	148.4	19
46'24.952	5 Johann ZARCO	FRA	DUCATI	1'42.097	149.0	20

These data/results cannot be reproduced, stored and/or transmitted in whole or in part by any manner of electronic, mechanical, photocopying, recording, broadcasting or otherwise now known or herein after developed without the previous express consent by the copyright owner, except for reproduction in daily press and regular printed publications on sale to the public within 60 days of the event related to those data/results and always provided that copyright symbol appears together as follows below.

© DORNA, 2021

Official MotoGP Timing by TISSOT
www.motogp.com

Misano Adriatico, Friday, September 17, 2021

