


4226 m.

## GP OCTO DI SAN MARINO E DELLA RIVIERA DI RIMINI

## Qualifying Nr. 1

## Classification

17

|  | Rider                | Nation | Team                         | Motorcycle | Time            | Lap | Total | Gap   | Top Speed    |              |
|---|----------------------|--------|------------------------------|------------|-----------------|-----|-------|-------|--------------|--------------|
| 1   | 23 Enea BASTIANINI   | ITA    | Avintia Esponsorama          | DUCATI     | <b>1'31.876</b> | 3   | 7     |       | <b>298.3</b> |              |
| 2   | 93 Marc MARQUEZ      | SPA    | Repsol Honda Team            | HONDA      | <b>1'32.029</b> | 6   | 8     | 0.153 | 0.153        | <b>295.0</b> |
| 3   | 30 Takaaki NAKAGAMI  | JPN    | LCR Honda IDEMITSU           | HONDA      | <b>1'32.210</b> | 6   | 8     | 0.334 | 0.181        | <b>292.6</b> |
| 4   | 51 Michele PIRRO     | ITA    | Ducati Lenovo Team           | DUCATI     | <b>1'32.287</b> | 7   | 7     | 0.411 | 0.077        | <b>291.1</b> |
| 5   | 10 Luca MARINI       | ITA    | SKY VR46 Avintia             | DUCATI     | <b>1'32.289</b> | 7   | 7     | 0.413 | 0.002        | <b>291.8</b> |
| 6   | 21 Franco MORBIDELLI | ITA    | Monster Energy Yamaha MotoGP | YAMAHA     | <b>1'32.296</b> | 3   | 8     | 0.420 | 0.007        | <b>289.5</b> |
| 7   | 33 Brad BINDER       | RSA    | Red Bull KTM Factory Racing  | KTM        | <b>1'32.427</b> | 6   | 6     | 0.551 | 0.131        | <b>293.4</b> |
| 8   | 6 Stefan BRADL       | GER    | Team Honda HRC               | HONDA      | <b>1'32.439</b> | 6   | 8     | 0.563 | 0.012        | <b>291.1</b> |
| 9   | 73 Alex MARQUEZ      | SPA    | LCR Honda CASTROL            | HONDA      | <b>1'32.476</b> | 6   | 8     | 0.600 | 0.037        | <b>297.5</b> |
| 10  | 27 Iker LECUONA      | SPA    | Tech 3 KTM Factory Racing    | KTM        | <b>1'32.481</b> | 8   | 8     | 0.605 | 0.005        | <b>291.8</b> |
| 11  | 88 Miguel OLIVEIRA   | POR    | Red Bull KTM Factory Racing  | KTM        | <b>1'32.821</b> | 3   | 8     | 0.945 | 0.340        | <b>293.4</b> |
| 12  | 9 Danilo PETRUCCI    | ITA    | Tech 3 KTM Factory Racing    | KTM        | <b>1'32.891</b> | 8   | 8     | 1.015 | 0.070        | <b>290.3</b> |
| 13  | 46 Valentino ROSSI   | ITA    | Petronas Yamaha SRT          | YAMAHA     | <b>1'32.967</b> | 2   | 6     | 1.091 | 0.076        | <b>287.2</b> |
| 14  | 4 Andrea DOVIZIOSO   | ITA    | Petronas Yamaha SRT          | YAMAHA     | <b>1'33.098</b> | 8   | 8     | 1.222 | 0.131        | <b>288.0</b> |

Practice condition: Dry

Air: 28°

Humidity: 52%

Ground: 38°

|                             |        |                          |                 |            |
|-----------------------------|--------|--------------------------|-----------------|------------|
| <b>Fastest Lap:</b>         | Lap: 3 | <b>Enea BASTIANINI</b>   | <b>1'31.876</b> | 165.5 Km/h |
| <b>Best Race Lap:</b>       | 2020   | <b>Francesco BAGNAIA</b> | <b>1'32.319</b> | 164.7 Km/h |
| <b>All Time Lap Record:</b> | 2020   | <b>Maverick VIÑALES</b>  | <b>1'31.077</b> | 167.0 Km/h |

The results are provisional until the end of the limit for protest and appeals.

Time limit for protest expires 30' after publication of the results - ..... Time: .....

These data/results cannot be reproduced, stored and/or transmitted in whole or in part by any manner of electronic, mechanical, photocopying, recording, broadcasting or otherwise now known or herein after developed without the previous express consent by the copyright owner, except for reproduction in daily press and regular printed publications on sale to the public within 60 days of the event related to those data/results and always provided that copyright symbol appears together as follows below.

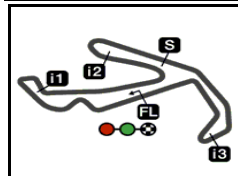
© DORNA, 2021

Official MotoGP Timing by TISSOT

www.motogp.com

Misano Adriatico, Saturday, September 18, 2021





4226 m.

## GP OCTO DI SAN MARINO E DELLA RIVIERA DI RIMINI

## Qualifying Nr. 1

## Top Speed &amp; Average

18



| Rider                | Nation | Motorcycle | Top 5 speeds |       |       |       |       | Average | Top   |
|----------------------|--------|------------|--------------|-------|-------|-------|-------|---------|-------|
| 23 Enea BASTIANINI   | ITA    | DUCATI     | 298.3        | 298.3 | 295.8 | 291.8 | 291.1 | 295.1   | 298.3 |
| 73 Alex MARQUEZ      | SPA    | HONDA      | 297.5        | 296.7 | 295.8 | 295.0 | 295.0 | 296.0   | 297.5 |
| 93 Marc MARQUEZ      | SPA    | HONDA      | 295.0        | 295.0 | 295.0 | 294.2 | 292.6 | 294.4   | 295.0 |
| 33 Brad BINDER       | RSA    | KTM        | 293.4        | 291.8 | 290.3 | 289.5 | 287.2 | 290.4   | 293.4 |
| 88 Miguel OLIVEIRA   | POR    | KTM        | 293.4        | 293.4 | 292.6 | 291.8 | 291.1 | 292.5   | 293.4 |
| 30 Takaaki NAKAGAMI  | JPN    | HONDA      | 292.6        | 291.8 | 290.3 | 288.7 | 285.7 | 289.8   | 292.6 |
| 10 Luca MARINI       | ITA    | DUCATI     | 291.8        | 291.1 | 291.1 | 291.1 | 288.0 | 290.2   | 291.8 |
| 27 Iker LECUONA      | SPA    | KTM        | 291.8        | 291.1 | 290.3 | 290.3 | 288.7 | 290.4   | 291.8 |
| 6 Stefan BRADL       | GER    | HONDA      | 291.1        | 291.1 | 290.3 | 290.3 | 288.7 | 290.3   | 291.1 |
| 51 Michele PIRRO     | ITA    | DUCATI     | 291.1        | 290.3 | 288.7 | 287.2 | 284.9 | 288.4   | 291.1 |
| 9 Danilo PETRUCCI    | ITA    | KTM        | 290.3        | 290.3 | 289.5 | 286.4 | 277.6 | 286.8   | 290.3 |
| 21 Franco MORBIDELLI | ITA    | YAMAHA     | 289.5        | 288.7 | 286.4 | 286.4 | 285.7 | 287.3   | 289.5 |
| 4 Andrea DOVIZIOSO   | ITA    | YAMAHA     | 288.0        | 286.4 | 285.7 | 285.7 | 284.9 | 286.1   | 288.0 |
| 46 Valentino ROSSI   | ITA    | YAMAHA     | 287.2        | 286.4 | 285.7 | 284.2 | 280.5 | 284.8   | 287.2 |

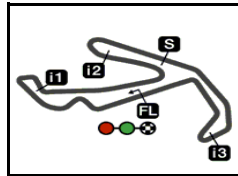
These data/results cannot be reproduced, stored and/or transmitted in whole or in part by any manner of electronic, mechanical, photocopying, recording, broadcasting or otherwise now known or herein after developed without the previous express consent by the copyright owner, except for reproduction in daily press and regular printed publications on sale to the public within 60 days of the event related to those data/results and always provided that copyright symbol appears together as follows below.

© DORNA, 2021

Official MotoGP Timing by TISSOT  
www.motogp.com



Misano Adriatico, Saturday, September 18, 2021



4226 m.

## GP OCTO DI SAN MARINO E DELLA RIVIERA DI RIMINI

## Qualifying Nr. 1

## Chronological Analysis of Performances

19

\* Lap / Sector time cancelled

T1 Time from finish line to 1st intermediate

T3 Time from 2nd intermed. to 3rd intermed.

P Crossing the finish line in pit lane

T2 Time from 1st intermed. to 2nd intermed.

T4 Time from 3rd intermediate to finish line

\*\*Tyre data subject to further updates

| Lap                 | Lap Time          | T1   | T2               | T3                | T4              | Speed        | Lap            | Lap Time          | T1  | T2                  | T3                  | T4                | Speed           |       |
|---------------------|-------------------|--|------------------|-------------------|-----------------|--------------|----------------|-------------------|---|---------------------|---------------------|-------------------|-----------------|-------|
| <b>1st</b>          | <b>23</b>         | <b>Enea BASTIANINI</b> DUCATI ITA<br>Avintia Esponsorama |                  |                   |                 |              |                | 8                 | 1'33.197  | 26.235              | 20.674              | 25.383            | 20.905          | 290.3 |
|                     |                   | Runs=1   | Total laps=7     | Full laps=3       |                 |              | <b>4th</b>     | <b>51</b>         | <b>Michele PIRRO</b> DUCATI ITA<br>Ducati Lenovo Team |                     |                     |                   |                 |       |
| <b>Run # 1</b>      | <b>Front Tyre</b> | <b>Slick-Hard</b>  | <b>Rear Tyre</b> | <b>Slick-Soft</b> | <b>New Tyre</b> |              |                |                   | Runs=1  | Total laps=7        | Full laps=4         |                   |                 |       |
| 1                   | 2'16.693          | 35.207   | 22.279           | 26.055            | 21.504          | 291.8        | <b>Run # 1</b> | <b>Front Tyre</b> | <b>missing data</b>                                   | <b>Rear Tyre</b>    | <b>missing data</b> | <b>New Tyre</b>   |                 |       |
| 2                   | <b>1'32.528</b>   | 26.106   | 20.654           | <b>24.979</b>     | 20.789          | 295.8        |                |                   | <b>Laps at start</b>                                  |                     |                     |                   |                 |       |
| 3                   | <b>1'31.876</b>   | 25.834   | 20.471           | 24.985            | <b>20.586</b>   | <b>298.3</b> | 1              | 3'08.382          | 33.533  | 21.682              | 26.060              | 20.996            | 287.2           |       |
| 4                   | 1'32.670 P        | 28.827*  | 21.868           | 26.220            | 15.755          | 288.0        | 2              | <b>1'32.614</b>   | 25.958  | 20.757              | <b>25.249</b>       | 20.650            | <b>291.1</b>    |       |
| <b>Run # 2</b>      | <b>Front Tyre</b> | <b>Slick-Hard</b>  | <b>Rear Tyre</b> | <b>Slick-Soft</b> | <b>New Tyre</b> |              | 3              | 1'32.013 P        | 26.896  | 21.546              | 26.146              | 17.425            | 281.2           |       |
|                     |                   | <b>4 Laps at start</b>                                   |                  |                   |                 |              | <b>Run # 2</b> | <b>Front Tyre</b> | <b>missing data</b>                                   | <b>Rear Tyre</b>    | <b>missing data</b> | <b>New Tyre</b>   |                 |       |
| 5                   | 1'42.137          | 34.276   | 21.416           | 25.602            | 20.843          | 291.1        |                |                   | <b>Laps at start</b>                                  |                     |                     |                   |                 |       |
| 6                   | 1'41.971 *        | 25.961   | 20.562           | 30.853*           | 24.595          | 228.3        | 4              | 1'43.359          | 34.373  | 21.711              | 26.167              | 21.108            | 288.7           |       |
| 7                   | <b>1'31.884</b>   | <b>25.789</b>  | <b>20.407</b>    | 25.004            | 20.684          | 298.3        | 5              | <b>1'44.365</b>   | 25.965  | 20.685              | 30.099              | 27.616            | 272.0           |       |
| <b>2nd</b>          | <b>93</b>         | <b>Marc MARQUEZ</b> HONDA SPA<br>Repsol Honda Team       |                  |                   |                 |              |                | 6                 | <b>1'37.929</b>                                       | 26.731              | 23.905              | 26.639            | 20.654          | 284.9 |
|                     |                   | Runs=1   | Total laps=8     | Full laps=5       |                 |              | 7              | <b>1'32.287</b>   | <b>25.864</b>   | <b>20.580</b>       | 25.310              | <b>20.533</b>     | 290.3           |       |
| <b>Run # 1</b>      | <b>Front Tyre</b> | <b>Slick-Hard</b>  | <b>Rear Tyre</b> | <b>Slick-Soft</b> | <b>New Tyre</b> |              | <b>Run # 1</b> | <b>Front Tyre</b> | <b>Slick-Medium</b>                                   | <b>Rear Tyre</b>    | <b>Slick-Soft</b>   | <b>New Tyre</b>   |                 |       |
| 1                   | 1'50.607          | 33.906   | 21.776           | 26.477            | 21.399          | 288.0        |                |                   | <b>New Tyre</b>                                       |                     |                     |                   |                 |       |
| 2                   | <b>1'33.171</b>   | 26.178   | 20.803           | 25.357            | 20.833          | <b>295.0</b> | 1              | 2'10.634          | 39.666  | 22.329              | 26.439              | 21.223            | 288.0           |       |
| 3                   | <b>1'32.372</b>   | 25.882   | 20.604           | 25.228            | 20.658          | 294.2        | 2              | <b>1'33.329</b>   | 26.229  | 20.714              | 25.550              | 20.836            | 291.1           |       |
| 4                   | 1'34.562 P        | 28.975*  | 21.792           | 26.324            | 17.471          | 283.4        | 3              | <b>1'32.757</b>   | 25.951  | <b>20.640</b>       | 25.464              | 20.702            | 291.1           |       |
| <b>Run # 2</b>      | <b>Front Tyre</b> | <b>Slick-Hard</b>  | <b>Rear Tyre</b> | <b>Slick-Soft</b> | <b>New Tyre</b> |              | 4              | 1'40.626 P        | 32.846  | 22.024              | 28.475              | 17.281            | 287.2           |       |
|                     |                   | <b>4 Laps at start</b>                                   |                  |                   |                 |              | <b>Run # 2</b> | <b>Front Tyre</b> | <b>Slick-Hard</b>                                     | <b>Rear Tyre</b>    | <b>Slick-Soft</b>   | <b>New Tyre</b>   |                 |       |
| 5                   | 1'43.816          | 34.157   | 21.574           | 26.825            | 21.260          | 287.2        |                |                   | <b>New Tyre</b>                                       |                     |                     |                   |                 |       |
| 6                   | <b>1'32.029</b>   | 25.939   | 20.566           | <b>25.062</b>     | <b>20.462</b>   | 295.0        | 5              | 1'42.318          | 33.774  | 21.517              | 25.774              | 21.253            | 288.0           |       |
| 7                   | <b>1'33.954</b>   | 25.962   | 20.600           | 25.814            | 21.578          | 292.6        | 6              | 1'33.521 *        | 26.201*   | 20.916              | 25.626*             | 20.778            | 291.1           |       |
| 8                   | <b>1'32.382</b>   | <b>25.747</b>  | <b>20.531</b>    | 25.403            | 20.701          | 295.0        | 7              | <b>1'32.289</b>   | <b>25.889</b>   | 20.640              | <b>25.090</b>       | <b>20.670</b>     | <b>291.8</b>    |       |
| <b>3rd</b>          | <b>30</b>         | <b>Takaaki NAKAGAMI</b> HONDA JPN<br>LCR Honda IDEMITSU  |                  |                   |                 |              |                | <b>Run # 1</b>    | <b>Front Tyre</b>                                     | <b>Slick-Medium</b> | <b>Rear Tyre</b>    | <b>Slick-Soft</b> | <b>New Tyre</b> |       |
|                     |                   | Runs=1   | Total laps=8     | Full laps=4       |                 |              |                |                   | <b>New Tyre</b>                                       |                     |                     |                   |                 |       |
| <b>Run # 1</b>      | <b>Front Tyre</b> | <b>Slick-Medium</b>                                      | <b>Rear Tyre</b> | <b>Slick-Soft</b> | <b>New Tyre</b> |              | 1              | 1'56.035          | 36.793  | 22.581              | 26.122              | 21.161            | 286.4           |       |
| 1                   | 2'26.544          | 36.329   | 23.141           | 30.662            | 21.869          | 210.5        | 2              | 1'34.766 *        | 26.456  | 21.207              | 26.241*             | 20.862            | 286.4           |       |
| 2                   | <b>1'33.407</b>   | 26.353   | 20.811           | 25.343            | 20.900          | <b>292.6</b> | 3              | <b>1'32.296</b>   | <b>25.759</b>   | <b>20.558</b>       | 25.303              | <b>20.676</b>     | 288.7           |       |
| 3                   | <b>1'32.474</b>   | 25.840   | <b>20.552</b>    | 25.372            | 20.710          | 288.7        | 4              | 1'37.268 P        | 29.847*   | 22.521              | 27.561              | 17.339            | 265.3           |       |
| 4                   | 1'30.684 P        | 25.861   | 20.606           | 27.395            | 16.822          | 281.2        | <b>Run # 2</b> | <b>Front Tyre</b> | <b>Slick-Medium</b>                                   | <b>Rear Tyre</b>    | <b>Slick-Soft</b>   | <b>New Tyre</b>   |                 |       |
| <b>Run # 2</b>      | <b>Front Tyre</b> | <b>Slick-Medium</b>                                      | <b>Rear Tyre</b> | <b>Slick-Soft</b> | <b>New Tyre</b> |              |                |                   | <b>4 Laps at start</b>                                |                     |                     |                   |                 |       |
|                     |                   | <b>4 Laps at start</b>                                   |                  |                   |                 |              | 5              | 1'45.122          | 35.660  | 21.965              | 26.293              | 21.204            | 284.9           |       |
| 5                   | 1'42.690          | 32.944   | 21.717           | 26.437            | 21.592          | 285.7        | 6              | <b>1'34.355</b>   | 26.293  | 21.276              | 25.873              | 20.913            | 285.7           |       |
| 6                   | <b>1'32.210</b>   | 25.821   | 20.660           | <b>25.125</b>     | <b>20.604</b>   | 291.8        | 7              | 1'35.655 *        | 27.193*   | 21.326              | 26.243*             | 20.893            | 280.5           |       |
| 7                   | 2'54.485 *        | <b>25.605</b>  | 20.558           | 1'46.170*         | 22.152          | 274.1        |                |                   |   |                     |                     |                   |                 |       |
| <b>Fastest Lap:</b> | Enea BASTIANINI   | Avintia Esponsorama                                      | ITA              | <b>1'31.876</b>   | 25.834          | 20.471       | 24.985         | 20.586            |   |                     |                     |                   |                 |       |

These data/results cannot be reproduced, stored and/or transmitted in whole or in part by any manner of electronic, mechanical, photocopying, recording, broadcasting or otherwise now known or herein after developed without the previous express consent by the copyright owner, except for reproduction in daily press and regular printed publications on sale to the public within 60 days of the event related to those data/results and always provided that copyright symbol appears together as follows below.  
© DORNA, 2021



# Qualifying Nr. 1

MotoGP

| Lap         | Lap Time   | T1                          | T2                | T3                | T4               | Speed             | Lap            | Lap Time          | T1                          | T2               | T3                | T4              | Speed           |       |
|-------------|------------|-----------------------------|-------------------|-------------------|------------------|-------------------|----------------|-------------------|-----------------------------|------------------|-------------------|-----------------|-----------------|-------|
| 8           | 1'32.418   | 25.810                      | 20.621            | 25.239            | 20.748           | 289.5             | 5              | 1'30.756 P        | 27.715*                     | 21.119           | 26.129*           | 15.793          | 286.4           |       |
| <b>7th</b>  | <b>33</b>  | <b>Brad BINDER</b>          |                   | KTM               | RSA              |                   | <b>Run # 2</b> | <b>Front Tyre</b> | <b>Slick-Hard</b>           | <b>Rear Tyre</b> | <b>Slick-Soft</b> |                 |                 |       |
|             |            | Red Bull KTM Factory Racing |                   |                   |                  |                   |                | 5 Laps at start   |                             |                  |                   | <b>New Tyre</b> |                 |       |
|             |            | Runs=1                      | Total laps=6      | Full laps=3       |                  |                   | 6              | 2'03.994          | 42.308                      | 21.960           | 26.065            | 33.661          | 288.7           |       |
|             |            | <b>Run # 1</b>              | <b>Front Tyre</b> | <b>Slick-Hard</b> | <b>Rear Tyre</b> | <b>Slick-Soft</b> | 7              | 1'39.181          | 26.223                      | 21.952           | 30.096            | 20.910          | 243.2           |       |
|             |            |                             | <b>New Tyre</b>   | <b>New Tyre</b>   |                  |                   | 8              | 1'32.481          | 25.965                      | 20.641           | 25.192            | 20.683          | 291.1           |       |
| 1           | 2'14.163   | 38.158                      | 25.822            | 26.845            | 21.199           | 287.2             | <b>11th</b>    | <b>88</b>         | <b>Miguel OLIVEIRA</b>      |                  | KTM               | POR             |                 |       |
| 2           | 1'36.366   | 26.249                      | 20.716            | 28.553            | 20.848           | 289.5             |                |                   | Red Bull KTM Factory Racing |                  |                   |                 |                 |       |
| 3           | 1'32.556   | 25.763                      | 20.694            | 25.333            | 20.766           | 291.8             |                |                   | Runs=1                      | Total laps=8     | Full laps=4       |                 |                 |       |
| 4           | 1'35.401 P | 27.964                      | 21.679            | 27.827            | 17.931           | 248.8             | <b>Run # 1</b> | <b>Front Tyre</b> | <b>Slick-Hard</b>           | <b>Rear Tyre</b> | <b>Slick-Soft</b> |                 |                 |       |
|             |            | <b>Run # 2</b>              | <b>Front Tyre</b> | <b>Slick-Hard</b> | <b>Rear Tyre</b> | <b>Slick-Soft</b> |                | 4 Laps at start   |                             |                  |                   | <b>New Tyre</b> |                 |       |
| 5           | 1'43.019   | 33.796                      | 21.341            | 26.801            | 21.081           | 290.3             | 1              | 2'03.908          | 35.028                      | 21.943           | 29.155            | 21.586          | 231.7           |       |
| 6           | 1'32.427   | 25.769                      | 20.638            | 25.420            | 20.600           | 293.4             | 2              | 1'33.492          | 26.360                      | 20.716           | 25.518            | 20.898          | 292.6           |       |
| <b>8th</b>  | <b>6</b>   | <b>Stefan BRADL</b>         |                   | HONDA             | GER              |                   | 3              | 1'32.821          | 26.035                      | 20.625           | 25.373            | 20.788          | 293.4           |       |
|             |            | Team Honda HRC              |                   |                   |                  |                   | 4              | 1'34.419 P        | 28.577*                     | 21.981           | 27.102            | 16.759          | 281.2           |       |
|             |            | Runs=1                      | Total laps=8      | Full laps=5       |                  |                   | <b>Run # 2</b> | <b>Front Tyre</b> | <b>Slick-Hard</b>           | <b>Rear Tyre</b> | <b>Slick-Soft</b> |                 |                 |       |
|             |            | <b>Run # 1</b>              | <b>Front Tyre</b> | <b>Slick-Hard</b> | <b>Rear Tyre</b> | <b>Slick-Soft</b> |                | 4 Laps at start   |                             |                  |                   | <b>New Tyre</b> |                 |       |
| 1           | 1'50.054   | 34.072                      | 21.856            | 26.598            | 21.204           | 284.9             | 5              | 1'45.903          | 35.760                      | 22.435           | 26.346            | 21.362          | 291.1           |       |
| 2           | 1'33.149   | 26.218                      | 20.812            | 25.263            | 20.856           | 290.3             | 6              | 1'33.001          | 25.991                      | 20.796           | 25.391            | 20.823          | 293.4           |       |
| 3           | 1'32.652   | 26.021                      | 20.599            | 25.210            | 20.822           | 288.7             | 7              | 1'39.584 *        | 28.598*                     | 22.303           | 27.495*           | 21.188          | 282.7           |       |
| 4           | 1'35.210 P | 30.584*                     | 21.494            | 26.145            | 16.987           | 291.1             | 8              | 1'32.853          | 25.970                      | 20.706           | 25.386            | 20.791          | 291.8           |       |
|             |            | <b>Run # 2</b>              | <b>Front Tyre</b> | <b>Slick-Hard</b> | <b>Rear Tyre</b> | <b>Slick-Soft</b> | <b>12th</b>    | <b>9</b>          | <b>Daniilo PETRUCCI</b>     |                  | KTM               | ITA             |                 |       |
|             |            |                             | 4 Laps at start   |                   |                  |                   |                |                   |                             | Runs=1           | Total laps=8      | Full laps=3     |                 |       |
| 5           | 1'43.933   | 34.414                      | 21.657            | 26.653            | 21.209           | 282.7             | <b>Run # 1</b> | <b>Front Tyre</b> | <b>Slick-Hard</b>           | <b>Rear Tyre</b> | <b>Slick-Soft</b> |                 |                 |       |
| 6           | 1'32.439   | 25.916                      | 20.635            | 25.198            | 20.690           | 290.3             |                | New Tyre          |                             |                  |                   | <b>New Tyre</b> |                 |       |
| 7           | 1'33.582   | 25.793                      | 20.586            | 25.723            | 21.480           | 287.2             | 1              | 2'04.367          | 34.519                      | 21.618           | 28.132            | 22.668          | 243.7           |       |
| 8           | 1'32.769   | 25.933                      | 20.520            | 25.541            | 20.775           | 291.1             | 2              | 1'33.328          | 26.268                      | 20.720           | 25.446            | 20.894          | 290.3           |       |
|             |            | <b>Run # 2</b>              | <b>Front Tyre</b> | <b>Slick-Hard</b> | <b>Rear Tyre</b> | <b>Slick-Soft</b> | 3              | 1'33.322 *        | 26.134                      | 20.773           | 25.541*           | 20.874          | 289.5           |       |
|             |            |                             | 4 Laps at start   |                   |                  |                   |                | 4                 | 1'36.034 P                  | 30.026           | 22.260            | 27.257          | 16.491          | 268.6 |
| 5           | 1'43.933   | 34.414                      | 21.657            | 26.653            | 21.209           | 282.7             | <b>Run # 2</b> | <b>Front Tyre</b> | <b>Slick-Hard</b>           | <b>Rear Tyre</b> | <b>Slick-Soft</b> |                 |                 |       |
| 6           | 1'32.439   | 25.916                      | 20.635            | 25.198            | 20.690           | 290.3             |                | 4 Laps at start   |                             |                  |                   | <b>New Tyre</b> |                 |       |
| 7           | 1'33.582   | 25.793                      | 20.586            | 25.723            | 21.480           | 287.2             | 5              | 1'50.409          | 34.429                      | 22.872           | 28.649            | 24.459          | 269.3           |       |
| 8           | 1'32.769   | 25.933                      | 20.520            | 25.541            | 20.775           | 291.1             | 6              | 1'32.956          | 26.034                      | 20.748           | 25.416            | 20.758          | 290.3           |       |
|             |            | <b>Run # 2</b>              | <b>Front Tyre</b> | <b>Slick-Hard</b> | <b>Rear Tyre</b> | <b>Slick-Soft</b> | 7              | 1'39.497 *        | 28.692*                     | 22.159           | 27.653*           | 20.993          | 277.6           |       |
|             |            |                             | 4 Laps at start   |                   |                  |                   |                | 8                 | 1'32.891                    | 26.029           | 20.676            | 25.417          | 20.769          | 286.4 |
| <b>9th</b>  | <b>73</b>  | <b>Alex MARQUEZ</b>         |                   | HONDA             | SPA              |                   | <b>Run # 2</b> | <b>Front Tyre</b> | <b>Slick-Hard</b>           | <b>Rear Tyre</b> | <b>Slick-Soft</b> |                 |                 |       |
|             |            | LCR Honda CASTROL           |                   |                   |                  |                   |                | 4 Laps at start   |                             |                  |                   | <b>New Tyre</b> |                 |       |
|             |            | Runs=1                      | Total laps=8      | Full laps=5       |                  |                   | 5              | 1'50.409          | 34.429                      | 22.872           | 28.649            | 24.459          | 269.3           |       |
|             |            | <b>Run # 1</b>              | <b>Front Tyre</b> | <b>Slick-Hard</b> | <b>Rear Tyre</b> | <b>Slick-Soft</b> | 6              | 1'32.956          | 26.034                      | 20.748           | 25.416            | 20.758          | 290.3           |       |
|             |            |                             | <b>New Tyre</b>   | <b>New Tyre</b>   |                  |                   | 7              | 1'39.497 *        | 28.692*                     | 22.159           | 27.653*           | 20.993          | 277.6           |       |
| 1           | 1'51.294   | 34.808                      | 21.855            | 26.573            | 21.663           | 289.5             | 8              | 1'32.891          | 26.029                      | 20.676           | 25.417            | 20.769          | 286.4           |       |
| 2           | 1'33.231   | 26.130                      | 20.885            | 25.327            | 20.889           | 295.8             | <b>13th</b>    | <b>46</b>         | <b>Valentino ROSSI</b>      |                  | YAMAHA            | ITA             |                 |       |
| 3           | 1'32.872   | 25.910                      | 20.634            | 25.348            | 20.980           | 295.0             |                |                   | Petronas Yamaha SRT         |                  |                   |                 |                 |       |
| 4           | 1'33.531 P | 28.834*                     | 21.297            | 25.983            | 17.417           | 291.8             |                |                   | Runs=1                      | Total laps=6     | Full laps=3       |                 |                 |       |
|             |            | <b>Run # 2</b>              | <b>Front Tyre</b> | <b>Slick-Hard</b> | <b>Rear Tyre</b> | <b>Slick-Soft</b> | <b>Run # 1</b> | <b>Front Tyre</b> | <b>Slick-Hard</b>           | <b>Rear Tyre</b> | <b>Slick-Soft</b> |                 |                 |       |
|             |            |                             | 4 Laps at start   |                   |                  |                   |                |                   | New Tyre                    |                  |                   |                 | <b>New Tyre</b> |       |
| 5           | 1'43.741   | 34.000                      | 21.611            | 26.690            | 21.440           | 286.4             | 1              | 2'23.658          | 34.485                      | 22.169           | 26.469            | 21.243          | 280.5           |       |
| 6           | 1'32.476   | 25.935                      | 20.653            | 25.124            | 20.764           | 297.5             | 2              | 1'32.967          | 26.076                      | 20.872           | 25.275            | 20.744          | 287.2           |       |
| 7           | 1'33.793   | 25.707                      | 20.496            | 25.699            | 21.891           | 296.7             | 3              | 6'09.398 P        | 26.629                      | 24.104           | 25.663            | 4'53.002        | 286.4           |       |
| 8           | 1'32.657   | 25.808                      | 20.697            | 25.375            | 20.777           | 295.0             | <b>Run # 2</b> | <b>Front Tyre</b> | <b>Slick-Hard</b>           | <b>Rear Tyre</b> | <b>Slick-Soft</b> |                 |                 |       |
|             |            |                             | 4 Laps at start   |                   |                  |                   |                |                   | New Tyre                    |                  |                   |                 | <b>New Tyre</b> |       |
| <b>10th</b> | <b>27</b>  | <b>Iker LECUONA</b>         |                   | KTM               | SPA              |                   | 4              | 1'49.813          | 35.324                      | 22.584           | 28.179            | 23.726          | 253.5           |       |
|             |            | Tech 3 KTM Factory Racing   |                   |                   |                  |                   | 5              | 1'34.322          | 26.294                      | 21.288           | 25.775            | 20.965          | 284.2           |       |
|             |            | Runs=1                      | Total laps=8      | Full laps=5       |                  |                   | 6              | 1'33.476          | 26.008                      | 20.986           | 25.524            | 20.958          | 285.7           |       |
|             |            | <b>Run # 1</b>              | <b>Front Tyre</b> | <b>Slick-Hard</b> | <b>Rear Tyre</b> | <b>Slick-Soft</b> |                |                   |                             |                  |                   |                 |                 |       |
|             |            |                             | <b>New Tyre</b>   | <b>New Tyre</b>   |                  |                   |                |                   |                             |                  |                   |                 |                 |       |
| 1           | 2'14.877 * | 39.614                      | 22.606            | 28.398*           | 23.843           | 279.7             |                |                   |                             |                  |                   |                 |                 |       |
| 2           | 1'33.138   | 26.154                      | 20.718            | 25.449            | 20.817           | 291.8             |                |                   |                             |                  |                   |                 |                 |       |
| 3           | 1'32.814   | 26.065                      | 20.780            | 25.209            | 20.760           | 290.3             |                |                   |                             |                  |                   |                 |                 |       |
| 4           | 1'32.771   | 26.027                      | 20.658            | 25.231            | 20.855           | 290.3             |                |                   |                             |                  |                   |                 |                 |       |

**Fastest Lap:** Enea BASTIANINI Avintia Esponsorama ITA 1'31.876 25.834 20.471 24.985 20.586

These data/results cannot be reproduced, stored and/or transmitted in whole or in part by any manner of electronic, mechanical, photocopying, recording, broadcasting or otherwise now known or herein after developed without the previous express consent by the copyright owner, except for reproduction in daily press and regular printed publications on sale to the public within 60 days of the event related to those data/results and always provided that copyright symbol appears together as follows below.  
© DORNA, 2021

Official MotoGP Timing by TISSOT  
www.motogp.com



# Qualifying Nr. 1

MotoGP

| Lap | Lap Time | T1 | T2 | T3 | T4 | Speed | Lap | Lap Time | T1 | T2 | T3 | T4 | Speed |
|-----|----------|----|----|----|----|-------|-----|----------|----|----|----|----|-------|
|-----|----------|----|----|----|----|-------|-----|----------|----|----|----|----|-------|

**14th** **4** **Andrea DOVIZIOSO** YAMAHA ITA  
 Petronas Yamaha SRT

Runs=1 Total laps=8 Full laps=4

| Run # | 1               | Front Tyre | Slick-Medium | Rear Tyre     | Slick-Soft |                     |
|-------|-----------------|------------|--------------|---------------|------------|---------------------|
|       |                 |            | New Tyre     |               | New Tyre   |                     |
| 1     | 1'57.100        |            | 35.425       | 22.188        | 26.096     | 21.231 285.7        |
| 2     | <b>1'34.396</b> |            | 26.366       | 21.012        | 26.043     | 20.975 284.9        |
| 3     | <b>1'33.305</b> |            | 25.970       | 20.914        | 25.515     | 20.906 <b>288.0</b> |
| 4     | 1'30.126 P      |            | 26.022       | <b>20.824</b> | 25.543     | 17.737 286.4        |

| Run # | 2               | Front Tyre | Slick-Medium    | Rear Tyre | Slick-Soft    |                     |
|-------|-----------------|------------|-----------------|-----------|---------------|---------------------|
|       |                 |            | 4 Laps at start |           | New Tyre      |                     |
| 5     | 1'45.525        |            | 35.182          | 22.096    | 26.725        | 21.522 281.2        |
| 6     | <b>1'34.457</b> |            | 26.338          | 21.010    | 25.999        | 21.110 284.2        |
| 7     | 1'35.719 *      |            | 26.969*         | 21.332    | 26.427*       | 20.991 282.7        |
| 8     | <b>1'33.098</b> |            | <b>25.916</b>   | 20.833    | <b>25.508</b> | <b>20.841</b> 285.7 |

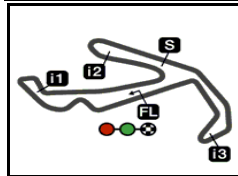
|                                     |                     |     |                 |        |        |        |        |
|-------------------------------------|---------------------|-----|-----------------|--------|--------|--------|--------|
| <b>Fastest Lap:</b> Enea BASTIANINI | Avintia Esponsorama | ITA | <b>1'31.876</b> | 25.834 | 20.471 | 24.985 | 20.586 |
|-------------------------------------|---------------------|-----|-----------------|--------|--------|--------|--------|

These data/results cannot be reproduced, stored and/or transmitted in whole or in part by any manner of electronic, mechanical, photocopying, recording, broadcasting or otherwise now known or herein after developed without the previous express consent by the copyright owner, except for reproduction in daily press and regular printed publications on sale to the public within 60 days of the event related to those data/results and always provided that copyright symbol appears together as follows below.  
 © DORNA, 2021

Official MotoGP Timing by **TISSOT**  
 www.motogp.com

Misano Adriatico, Saturday, September 18, 2021 Page 3 of 3





4226 m.

# GP OCTO DI SAN MARINO E DELLA RIVIERA DI RIMINI

After the **Qualifying Nr. 1**

## Event Best Maximum Speed

# MotoGP™



| Rider                       | Nation Team                      | Motorcycle | Km/h         |                     |
|-----------------------------|----------------------------------|------------|--------------|---------------------|
| 5 <b>Johann ZARCO</b>       | FRA Pramac Racing                | DUCATI     | <b>300.8</b> | Free Practice Nr. 3 |
| 41 <b>Aleix ESPARGARO</b>   | SPA Aprilia Racing Team Gresini  | APRILIA    | <b>300.0</b> | Free Practice Nr. 3 |
| 93 <b>Marc MARQUEZ</b>      | SPA Repsol Honda Team            | HONDA      | <b>300.0</b> | Free Practice Nr. 3 |
| 73 <b>Alex MARQUEZ</b>      | SPA LCR Honda CASTROL            | HONDA      | <b>299.1</b> | Free Practice Nr. 3 |
| 44 <b>Po EspARGARO</b>      | SPA Repsol Honda Team            | HONDA      | <b>299.1</b> | Free Practice Nr. 3 |
| 12 <b>Maverick VIÑALES</b>  | SPA Aprilia Racing Team Gresini  | APRILIA    | <b>298.3</b> | Free Practice Nr. 3 |
| 23 <b>Enea BASTIANINI</b>   | ITA Avintia Esponsorama          | DUCATI     | <b>298.3</b> | Qualifying Nr. 1    |
| 43 <b>Jack MILLER</b>       | AUS Ducati Lenovo Team           | DUCATI     | <b>298.3</b> | Free Practice Nr. 3 |
| 89 <b>Jorge MARTIN</b>      | SPA Pramac Racing                | DUCATI     | <b>298.3</b> | Free Practice Nr. 3 |
| 63 <b>Francesco BAGNAIA</b> | ITA Ducati Lenovo Team           | DUCATI     | <b>297.5</b> | Free Practice Nr. 3 |
| 88 <b>Miguel OLIVEIRA</b>   | POR Red Bull KTM Factory Racing  | KTM        | <b>297.5</b> | Free Practice Nr. 3 |
| 30 <b>Takaaki NAKAGAMI</b>  | JPN LCR Honda IDEMITSU           | HONDA      | <b>296.7</b> | Free Practice Nr. 1 |
| 6 <b>Stefan BRADL</b>       | GER Team Honda HRC               | HONDA      | <b>296.7</b> | Free Practice Nr. 3 |
| 10 <b>Luca MARINI</b>       | ITA SKY VR46 Avintia             | DUCATI     | <b>296.7</b> | Free Practice Nr. 3 |
| 42 <b>Alex RINS</b>         | SPA Team SUZUKI ECSTAR           | SUZUKI     | <b>295.8</b> | Free Practice Nr. 3 |
| 33 <b>Brad BINDER</b>       | RSA Red Bull KTM Factory Racing  | KTM        | <b>295.8</b> | Free Practice Nr. 3 |
| 51 <b>Michele PIRRO</b>     | ITA Ducati Lenovo Team           | DUCATI     | <b>295.8</b> | Free Practice Nr. 3 |
| 27 <b>Iker LECUONA</b>      | SPA Tech 3 KTM Factory Racing    | KTM        | <b>295.0</b> | Free Practice Nr. 3 |
| 36 <b>Joan MIR</b>          | SPA Team SUZUKI ECSTAR           | SUZUKI     | <b>295.0</b> | Free Practice Nr. 3 |
| 46 <b>Valentino ROSSI</b>   | ITA Petronas Yamaha SRT          | YAMAHA     | <b>292.6</b> | Free Practice Nr. 3 |
| 20 <b>Fabio QUARTARARO</b>  | FRA Monster Energy Yamaha MotoGP | YAMAHA     | <b>292.6</b> | Free Practice Nr. 3 |
| 21 <b>Franco MORBIDELLI</b> | ITA Monster Energy Yamaha MotoGP | YAMAHA     | <b>291.8</b> | Free Practice Nr. 3 |
| 9 <b>DaniLO PETRUCCI</b>    | ITA Tech 3 KTM Factory Racing    | KTM        | <b>291.1</b> | Free Practice Nr. 4 |
| 4 <b>Andrea DOVIZIOSO</b>   | ITA Petronas Yamaha SRT          | YAMAHA     | <b>290.3</b> | Free Practice Nr. 3 |

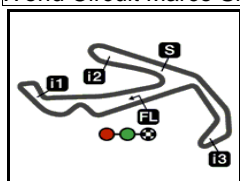
These data/results cannot be reproduced, stored and/or transmitted in whole or in part by any manner of electronic, mechanical, photocopying, recording, broadcasting or otherwise now known or herein after developed without the previous express consent by the copyright owner, except for reproduction in daily press and regular printed publications on sale to the public within 60 days of the event related to those data/results and always provided that copyright symbol appears together as follows below.

© DORNA, 2021

Official MotoGP Timing by TISSOT  
www.motogp.com

Misano Adriatico, Saturday, September 18, 2021





4226 m.

## GP OCTO DI SAN MARINO E DELLA RIVIERA DI RIMINI

## Qualifying Nr. 1

## Best Partial Times

MotoGP™

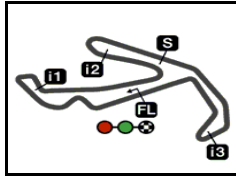
*IT* Ideal Lap Time, sum of the best partial times*BT* Best Lap Time

| <i>T1</i>  |              | <i>T2</i>   |              | <i>T3</i>   |              | <i>T4</i>   |              |             |            | <i>IT</i>    | <i>BT</i> |               |
|------------|--------------|-------------|--------------|-------------|--------------|-------------|--------------|-------------|------------|--------------|-----------|---------------|
| <i>Pos</i> | <i>Rider</i> | <i>Time</i> | <i>Rider</i> | <i>Time</i> | <i>Rider</i> | <i>Time</i> | <i>Rider</i> | <i>Time</i> | <i>Pos</i> | <i>Rider</i> |           |               |
| 1          | T.NAKAGAMI   | 25.605      | E.BASTIANINI | 20.407      | E.BASTIANINI | 24.979      | M.MARQUEZ    | 20.462      | 1          | E.BASTIANINI | 1'31.761  | 1'31.876 (1)  |
| 2          | A.MARQUEZ    | 25.707      | A.MARQUEZ    | 20.496      | M.MARQUEZ    | 25.062      | M.PIRRO      | 20.533      | 2          | M.MARQUEZ    | 1'31.802  | 1'32.029 (2)  |
| 3          | M.MARQUEZ    | 25.747      | S.BRADL      | 20.520      | L.MARINI     | 25.090      | E.BASTIANINI | 20.586      | 3          | T.NAKAGAMI   | 1'31.886  | 1'32.210 (3)  |
| 4          | F.MORBIDELLI | 25.759      | M.MARQUEZ    | 20.531      | A.MARQUEZ    | 25.124      | B.BINDER     | 20.600      | 4          | A.MARQUEZ    | 1'32.091  | 1'32.476 (9)  |
| 5          | B.BINDER     | 25.763      | T.NAKAGAMI   | 20.552      | T.NAKAGAMI   | 25.125      | T.NAKAGAMI   | 20.604      | 5          | S.BRADL      | 1'32.201  | 1'32.439 (8)  |
| 6          | E.BASTIANINI | 25.789      | F.MORBIDELLI | 20.558      | I.LECUONA    | 25.192      | L.MARINI     | 20.670      | 6          | M.PIRRO      | 1'32.226  | 1'32.287 (4)  |
| 7          | S.BRADL      | 25.793      | M.PIRRO      | 20.580      | S.BRADL      | 25.198      | F.MORBIDELLI | 20.676      | 7          | F.MORBIDELLI | 1'32.232  | 1'32.296 (6)  |
| 8          | M.PIRRO      | 25.864      | M.OLIVEIRA   | 20.625      | F.MORBIDELLI | 25.239      | I.LECUONA    | 20.683      | 8          | L.MARINI     | 1'32.289  | 1'32.289 (5)  |
| 9          | L.MARINI     | 25.889      | B.BINDER     | 20.638      | M.PIRRO      | 25.249      | S.BRADL      | 20.690      | 9          | B.BINDER     | 1'32.334  | 1'32.427 (7)  |
| 10         | A.DOVIZIOSO  | 25.916      | L.MARINI     | 20.640      | V.ROSSI      | 25.275      | V.ROSSI      | 20.744      | 10         | I.LECUONA    | 1'32.481  | 1'32.481 (10) |
| 11         | I.LECUONA    | 25.965      | I.LECUONA    | 20.641      | B.BINDER     | 25.333      | D.PETRUCCI   | 20.758      | 11         | M.OLIVEIRA   | 1'32.756  | 1'32.821 (11) |
| 12         | M.OLIVEIRA   | 25.970      | D.PETRUCCI   | 20.676      | M.OLIVEIRA   | 25.373      | A.MARQUEZ    | 20.764      | 12         | D.PETRUCCI   | 1'32.879  | 1'32.891 (12) |
| 13         | V.ROSSI      | 26.008      | A.DOVIZIOSO  | 20.824      | D.PETRUCCI   | 25.416      | M.OLIVEIRA   | 20.788      | 13         | V.ROSSI      | 1'32.899  | 1'32.967 (13) |
| 14         | D.PETRUCCI   | 26.029      | V.ROSSI      | 20.872      | A.DOVIZIOSO  | 25.508      | A.DOVIZIOSO  | 20.841      | 14         | A.DOVIZIOSO  | 1'33.089  | 1'33.098 (14) |

These data/results cannot be reproduced, stored and/or transmitted in whole or in part by any manner of electronic, mechanical, photocopying, recording, broadcasting or otherwise now known or herein after developed without the previous express consent by the copyright owner, except for reproduction in daily press and regular printed publications on sale to the public within 60 days of the event related to those data/results and always provided that copyright symbol appears together as follows below.  
© DORNA, 2021

Official MotoGP Timing by TISSOT  
www.motogp.com






4226 m.

## GP OCTO DI SAN MARINO E DELLA RIVIERA DI RIMINI

## Qualifying Nr. 1

## Fastest Laps Sequence

| <i>Practice Time</i> |  <i>Rider</i> | <i>Nation</i> | <i>Motorcycle</i> | <i>Time</i>     | <i>Km/h</i> | <i>Rider's Lap</i> |
|----------------------|--|---------------|-------------------|-----------------|-------------|--------------------|
| <b>3'23.203</b>      | 6 <b>Stefan BRADL</b>  | GER           | HONDA             | <b>1'33.149</b> | 163.3       | 2                  |
| <b>3'48.015</b>      | 27 <b>Iker LECUONA</b>   | SPA           | KTM               | <b>1'33.138</b> | 163.3       | 2                  |
| <b>3'49.221</b>      | 23 <b>Enea BASTIANINI</b>  | ITA           | DUCATI            | <b>1'32.528</b> | 164.4       | 2                  |
| <b>4'56.150</b>      | 93 <b>Marc MARQUEZ</b>   | SPA           | HONDA             | <b>1'32.372</b> | 164.6       | 3                  |
| <b>5'03.097</b>      | 21 <b>Franco MORBIDELLI</b>  | ITA           | YAMAHA            | <b>1'32.296</b> | 164.8       | 3                  |
| <b>5'21.097</b>      | 23 <b>Enea BASTIANINI</b>  | ITA           | DUCATI            | <b>1'31.876</b> | 165.5       | 3                  |

These data/results cannot be reproduced, stored and/or transmitted in whole or in part by any manner of electronic, mechanical, photocopying, recording, broadcasting or otherwise now known or herein after developed without the previous express consent by the copyright owner, except for reproduction in daily press and regular printed publications on sale to the public within 60 days of the event related to those data/results and always provided that copyright symbol appears together as follows below.

© DORNA, 2021

Official MotoGP Timing by TISSOT  
www.motogp.com

Misano Adriatico, Saturday, September 18, 2021

