


4226 m.

GP OCTO DI SAN MARINO E DELLA RIVIERA DI RIMINI

Free Practice Nr. 3

Classification

10

		Rider	Nation	Team	Motorcycle	Time	Lap Total	Gap	Top Speed
1	63	Francesco BAGNAIA	ITA	Ducati Lenovo Team	DUCATI	1'31.936	16 19		297.5
2	20	Fabio QUARTARARO	FRA	Monster Energy Yamaha MotoGP	YAMAHA	1'31.975	16 21	0.039 0.039	292.6
3	43	Jack MILLER	AUS	Ducati Lenovo Team	DUCATI	1'32.089	19 21	0.153 0.114	298.3
4	36	Joan MIR	SPA	Team SUZUKI ECSTAR	SUZUKI	1'32.136	18 23	0.200 0.047	295.0
5	12	Maverick VIÑALES	SPA	Aprilia Racing Team Gresini	APRILIA	1'32.200	10 21	0.264 0.064	298.3
6	42	Alex RINS	SPA	Team SUZUKI ECSTAR	SUZUKI	1'32.324	20 22	0.388 0.124	295.8
7	5	Johann ZARCO	FRA	Pramac Racing	DUCATI	1'32.364	20 20	0.428 0.040	300.8
8	44	PoI ESPARGARO	SPA	Repsol Honda Team	HONDA	1'32.416	17 19	0.480 0.052	299.1
9	89	Jorge MARTIN	SPA	Pramac Racing	DUCATI	1'32.427	16 20	0.491 0.011	298.3
10	51	Michele PIRRO	ITA	Ducati Lenovo Team	DUCATI	1'32.432	12 15	0.496 0.005	295.8
11	30	Takaaki NAKAGAMI	JPN	LCR Honda IDEMITSU	HONDA	1'32.481	15 20	0.545 0.049	295.8
12	6	Stefan BRADL	GER	Team Honda HRC	HONDA	1'32.550	17 17	0.614 0.069	296.7
13	93	Marc MARQUEZ	SPA	Repsol Honda Team	HONDA	1'32.637	18 20	0.701 0.087	300.0
14	21	Franco MORBIDELLI	ITA	Monster Energy Yamaha MotoGP	YAMAHA	1'32.644	15 21	0.708 0.007	291.8
15	73	Alex MARQUEZ	SPA	LCR Honda CASTROL	HONDA	1'32.807	16 21	0.871 0.163	299.1
16	41	Aleix ESPARGARO	SPA	Aprilia Racing Team Gresini	APRILIA	1'32.838	5 16	0.902 0.031	300.0
17	27	Iker LECUONA	SPA	Tech 3 KTM Factory Racing	KTM	1'33.041	19 20	1.105 0.203	295.0
18	46	Valentino ROSSI	ITA	Petronas Yamaha SRT	YAMAHA	1'33.053	16 17	1.117 0.012	292.6
19	23	Enea BASTIANINI	ITA	Avintia Esponsorama	DUCATI	1'33.060	7 20	1.124 0.007	295.8
20	4	Andrea DOVIZIOSO	ITA	Petronas Yamaha SRT	YAMAHA	1'33.074	19 19	1.138 0.014	290.3
21	10	Luca MARINI	ITA	SKY VR46 Avintia	DUCATI	1'33.146	16 20	1.210 0.072	296.7
22	88	Miguel OLIVEIRA	POR	Red Bull KTM Factory Racing	KTM	1'33.235	6 19	1.299 0.089	297.5
23	33	Brad BINDER	RSA	Red Bull KTM Factory Racing	KTM	1'33.305	6 19	1.369 0.070	295.8
24	9	Danilo PETRUCCI	ITA	Tech 3 KTM Factory Racing	KTM	1'33.325	16 19	1.389 0.020	291.1

Practice condition: Dry

Air: 29°

Humidity: 46%

Ground: 33°

Fastest Lap:	Lap: 16	Francesco BAGNAIA	1'31.936	165.4 Km/h
Best Race Lap:	2020	Francesco BAGNAIA	1'32.319	164.7 Km/h
All Time Lap Record:	2020	Maverick VIÑALES	1'31.077	167.0 Km/h

The results are provisional until the end of the limit for protest and appeals.

Time limit for protest expires 30' after publication of the results - Time:

These data/results cannot be reproduced, stored and/or transmitted in whole or in part by any manner of electronic, mechanical, photocopying, recording, broadcasting or otherwise now known or herein after developed without the previous express consent by the copyright owner, except for reproduction in daily press and regular printed publications on sale to the public within 60 days of the event related to those data/results and always provided that copyright symbol appears together as follows below.

© DORNA, 2021

Official MotoGP Timing by TISSOT
www.motogp.com



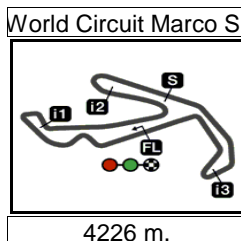
Misano Adriatico, Saturday, September 18, 2021


GP OCTO DI SAN MARINO E DELLA RIVIERA DI RIMINI

Free Practice Nr. 3

Combined Free Practice Times

11



	Rider	Nation	Team	MOTORCYCLE	FP1	FP2	FP3	Gap
1	63 F.BAGNAIA	ITA	Ducati Lenovo Team	DUCATI	1'32.801	8 1'42.650	20 1'31.936	16
2	20 F.QUARTARARO	FRA	Monster Energy Yamaha MotoGP	YAMAHA	1'33.024	14 1'44.205	20 1'31.975	16 0.039 0.039
3	43 J.MILLER	AUS	Ducati Lenovo Team	DUCATI	1'32.859	10 1'42.719	16 1'32.089	19 0.153 0.114
4	36 J.MIR	SPA	Team SUZUKI ECSTAR	SUZUKI	1'32.746	13 1'42.910	17 1'32.136	18 0.200 0.047
5	12 M.VIÑALES	SPA	Aprilia Racing Team Gresini	APRILIA	1'32.666	15 1'44.203	16 1'32.200	10 0.264 0.064
6	42 A.RINS	SPA	Team SUZUKI ECSTAR	SUZUKI	1'32.885	13 1'43.760	18 1'32.324	20 0.388 0.124
7	5 J.ZARCO	FRA	Pramac Racing	DUCATI	1'33.143	11 1'42.097	20 1'32.364	20 0.428 0.040
8	44 P.ESPARGARO	SPA	Repsol Honda Team	HONDA	1'33.019	13 1'44.266	12 1'32.416	17 0.480 0.052
9	89 J.MARTIN	SPA	Pramac Racing	DUCATI	1'33.451	12 1'43.906	19 1'32.427	16 0.491 0.011
10	51 M.PIRRO	ITA	Ducati Lenovo Team	DUCATI	1'33.482	10 1'43.811	12 1'32.432	12 0.496 0.005
11	30 T.NAKAGAMI	JPN	LCR Honda IDEMITSU	HONDA	1'33.409	7 1'44.992	18 1'32.481	15 0.545 0.049
12	6 S.BRADL	GER	Team Honda HRC	HONDA	1'33.047	11 1'44.713	18 1'32.550	17 0.614 0.069
13	93 M.MARQUEZ	SPA	Repsol Honda Team	HONDA	1'33.100	6 1'42.921	17 1'32.637	18 0.701 0.087
14	21 F.MORBIDELLI	ITA	Monster Energy Yamaha MotoGP	YAMAHA	1'33.570	8 1'43.844	19 1'32.644	15 0.708 0.007
15	73 A.MARQUEZ	SPA	LCR Honda CASTROL	HONDA	1'33.766	6 1'43.739	19 1'32.807	16 0.871 0.163
16	41 A.ESPARGARO	SPA	Aprilia Racing Team Gresini	APRILIA	1'33.102	5 1'43.629	10 1'32.838	5 0.902 0.031
17	27 I.LECUONA	SPA	Tech 3 KTM Factory Racing	KTM	1'33.710	13 1'43.722	14 1'33.041	19 1.105 0.203
18	46 V.ROSSI	ITA	Petronas Yamaha SRT	YAMAHA	1'33.791	10 1'44.130	20 1'33.053	16 1.117 0.012
19	23 E.BASTIANINI	ITA	Avintia Esponsorama	DUCATI	1'33.314	7 1'43.901	15 1'33.060	7 1.124 0.007
20	4 A.DOVIZIOSO	ITA	Petronas Yamaha SRT	YAMAHA	1'35.211	13 1'44.530	13 1'33.074	19 1.138 0.014
21	10 L.MARINI	ITA	SKY VR46 Avintia	DUCATI	1'34.037	12 1'44.970	19 1'33.146	16 1.210 0.072
22	88 M.OLIVEIRA	POR	Red Bull KTM Factory Racing	KTM	1'34.026	8 1'43.234	22 1'33.235	6 1.299 0.089
23	33 B.BINDER	RSA	Red Bull KTM Factory Racing	KTM	1'34.022	12 1'44.404	20 1'33.305	6 1.369 0.070
24	9 D.PETRUCCI	ITA	Tech 3 KTM Factory Racing	KTM	1'33.950	12 1'43.329	16 1'33.325	16 1.389 0.020

Pole Position Record:	2020	Maverick VIÑALES	1'31.077	167.0 Km/h
Best Race Lap:	2020	Francesco BAGNAIA	1'32.319	164.7 Km/h
All Time Lap Record:	2020	Maverick VIÑALES	1'31.077	167.0 Km/h

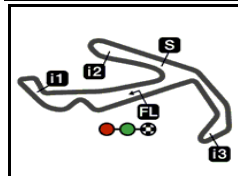
The results are provisional until the end of the limit for protest and appeals.

Time limit for protest expires 60' after publication of the results - Time:

These data/results cannot be reproduced, stored and/or transmitted in whole or in part by any manner of electronic, mechanical, photocopying, recording, broadcasting or otherwise now known or herein after developed without the previous express consent by the copyright owner, except for reproduction in daily press and regular printed publications on sale to the public within 60 days of the event related to those data/results and always provided that copyright symbol appears together as follows below.

© DORNA, 2021





4226 m.

GP OCTO DI SAN MARINO E DELLA RIVIERA DI RIMINI

Free Practice Nr. 3

Top Speed & Average

12



Rider	Nation	Motorcycle	Top 5 speeds					Average	Top
5 Johann ZARCO	FRA	DUCATI	300.8	300.8	297.5	297.5	296.7	297.8	300.8
41 Aleix ESPARGARO	SPA	APRILIA	300.0	300.0	300.0	296.7	296.7	297.9	300.0
93 Marc MARQUEZ	SPA	HONDA	300.0	299.1	299.1	298.3	298.3	299.0	300.0
44 Pol ESPARGARO	SPA	HONDA	299.1	299.1	298.3	298.3	297.5	298.5	299.1
73 Alex MARQUEZ	SPA	HONDA	299.1	299.1	297.5	296.7	296.7	297.8	299.1
12 Maverick VIÑALES	SPA	APRILIA	298.3	297.5	296.7	296.7	296.7	297.1	298.3
43 Jack MILLER	AUS	DUCATI	298.3	296.7	295.8	295.8	295.8	296.4	298.3
89 Jorge MARTIN	SPA	DUCATI	298.3	298.3	296.7	296.7	296.7	297.2	298.3
63 Francesco BAGNAIA	ITA	DUCATI	297.5	296.7	296.7	296.7	296.7	296.8	297.5
88 Miguel OLIVEIRA	POR	KTM	297.5	296.7	296.7	295.8	295.8	296.2	297.5
6 Stefan BRADL	GER	HONDA	296.7	296.7	296.7	295.8	295.0	296.0	296.7
10 Luca MARINI	ITA	DUCATI	296.7	295.0	295.0	294.2	294.2	294.9	296.7
23 Enea BASTIANINI	ITA	DUCATI	295.8	295.8	295.0	294.2	294.2	294.9	295.8
30 Takaaki NAKAGAMI	JPN	HONDA	295.8	295.0	294.2	293.4	293.4	294.0	295.8
33 Brad BINDER	RSA	KTM	295.8	294.2	293.4	293.4	292.6	293.9	295.8
42 Alex RINS	SPA	SUZUKI	295.8	295.0	294.2	294.2	293.4	294.2	295.8
51 Michele PIRRO	ITA	DUCATI	295.8	295.8	295.8	295.8	295.0	295.4	295.8
27 Iker LECUONA	SPA	KTM	295.0	293.4	293.4	293.4	293.4	293.7	295.0
36 Joan MIR	SPA	SUZUKI	295.0	294.2	293.4	292.6	292.6	293.6	295.0
20 Fabio QUARTARARO	FRA	YAMAHA	292.6	292.6	292.6	291.8	291.8	292.3	292.6
46 Valentino ROSSI	ITA	YAMAHA	292.6	291.1	291.1	290.3	290.3	291.1	292.6
21 Franco MORBIDELLI	ITA	YAMAHA	291.8	291.8	291.8	291.1	291.1	291.5	291.8
9 Danilo PETRUCCI	ITA	KTM	291.1	291.1	291.1	291.1	290.3	290.8	291.1
4 Andrea DOVIZIOSO	ITA	YAMAHA	290.3	289.5	289.5	288.7	288.0	288.9	290.3

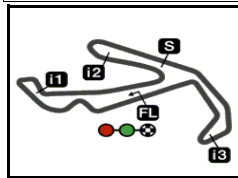
These data/results cannot be reproduced, stored and/or transmitted in whole or in part by any manner of electronic, mechanical, photocopying, recording, broadcasting or otherwise now known or herein after developed without the previous express consent by the copyright owner, except for reproduction in daily press and regular printed publications on sale to the public within 60 days of the event related to those data/results and always provided that copyright symbol appears together as follows below.

© DORNA, 2021

Official MotoGP Timing by TISSOT
www.motogp.com



Misano Adriatico, Saturday, September 18, 2021



4226 m.

GP OCTO DI SAN MARINO E DELLA RIVIERA DI RIMINI

Free Practice Nr. 3

Chronological Analysis of Performances

13

* Lap / Sector time cancelled

T1 Time from finish line to 1st intermedate

T3 Time from 2nd intermed. to 3rd intermed.

P Crossing the finish line in pit lane

T2 Time from 1st intermed. to 2nd intermed.

T4 Time from 3rd intermedate to finish line

**Tyre data subject to further updates

Lap	Lap Time	T1	T2	T3	T4	Speed	Lap	Lap Time	T1	T2	T3	T4	Speed
1st	63	Francesco BAGNAIA		DUCATI		ITA	10	1'32.832	25.989	20.798	25.252	20.793	289.5
		Ducati Lenovo Team					11	1'42.397	25.839	26.421	28.684	21.453	246.5
		Runs=3 Total laps=19 Full laps=7					12	1'33.314	25.830	20.825	25.731	20.928	291.8
Run # 1	Front Tyre	Slick-Medium	Rear Tyre	Slick-Medium			13	1'28.019 P	25.794	20.829	25.285	16.111	291.1
		New Tyre	New Tyre				Run # 2	Front Tyre	Slick-Medium	Rear Tyre	Slick-Soft		
1	3'03.605	37.085	23.200	27.015	21.635	288.0			New Tyre	New Tyre			
2	1'34.505	26.559	21.196	25.497	21.253	295.8	14	1'46.581	36.429	22.603	26.171	21.378	288.0
3	1'33.382	26.050	20.916	25.374	21.042	296.7	15	1'33.031 *	25.794	20.588	25.343	21.306*	292.6
4	1'32.871	26.031	20.733	25.259	20.848	296.7	16	1'31.975	25.586	20.654	25.129	20.606	291.8
5	1'32.489	26.007	20.631	25.114	20.737	296.7	17	1'32.915 P	25.703	20.985	28.466*	17.761	266.6
6	1'32.080 P	27.593	21.501	26.490	16.496	283.4	Run # 3	Front Tyre	Slick-Medium	Rear Tyre	Slick-Soft		
Run # 2	Front Tyre	Slick-Medium	Rear Tyre	Slick-Medium					4 Laps at start	New Tyre			
		6 Laps at start	6 Laps at start				18	1'44.450	35.400	21.587	26.248	21.215	291.1
7	1'45.201 *	35.424	22.695	25.907*	21.175	296.7	19	1'32.132	25.714	20.597	25.079	20.742	292.6
8	1'34.761 *	25.900	22.250	25.459	21.152*	295.0	20	1'47.786 *	30.763	24.562*	31.452	21.009	278.3
9	1'34.959	25.960	20.869	25.964	22.166	296.7	21	1'32.058	25.689	20.562	25.107	20.700	292.6
10	1'34.677 *	25.922	20.656	26.310*	21.789	297.5	3rd	43	Jack MILLER		DUCATI		AUS
11	1'37.155 *	25.941	23.383	26.537	21.294*	284.2			Ducati Lenovo Team				
12	1'32.393	25.794	20.654	25.135	20.810	295.8			Runs=2 Total laps=21 Full laps=14				
13	1'32.577 P	27.987*	21.769	26.765	16.056	279.7	Run # 1	Front Tyre	Slick-Medium	Rear Tyre	Slick-Medium		
Run # 3	Front Tyre	missing data	Rear Tyre	missing data					New Tyre	New Tyre			
		Laps at start	Laps at start				1	2'30.894	35.144	22.352	27.084	21.837	290.3
14	1'45.912	36.082	22.683	25.747	21.400	295.0	2	1'35.741	27.267	21.244	25.968	21.262	294.2
15	1'32.783 *	26.047	20.724	25.200*	20.812	295.8	3	1'34.326	26.471	21.073	25.727	21.055	295.0
16	1'31.936	25.694	20.575	25.015	20.652	296.7	4	1'34.433	26.643	20.891	25.587	21.312	295.8
17	1'31.166 P	28.191	21.088	25.908	15.979	292.6	5	1'33.594	26.357	20.876	25.458	20.903	295.8
Run # 4	Front Tyre	Slick-Medium	Rear Tyre	Slick-Soft			6	1'33.502 *	26.211	20.883	25.524*	20.884	295.0
		New Tyre	New Tyre				7	1'33.114	26.159	20.778	25.350	20.827	295.0
18	1'43.116 *	34.168	21.605	26.059	21.284*	295.8	8	1'32.913	26.124	20.729	25.263	20.797	294.2
19	1'38.057 *	25.872	21.340*	25.776*	25.069*	296.7	9	1'39.297 P	29.937*	22.478	30.149	16.733	220.8
2nd	20	Fabio QUARTARARO		YAMAHA		FRA	Run # 2	Front Tyre	Slick-Medium	Rear Tyre	Slick-Soft		
		Monster Energy Yamaha MotoGP							9 Laps at start	New Tyre			
		Runs=2 Total laps=21 Full laps=12					10	1'47.245	36.747	21.660	26.609	22.229	291.1
Run # 1	Front Tyre	Slick-Medium	Rear Tyre	Slick-Soft			11	1'35.773	26.931	21.000	26.620	21.222	291.1
		New Tyre	New Tyre				12	1'35.401	26.282	21.909	26.147	21.063	291.8
1	2'55.984	35.146	23.278	26.931	22.143	284.9	13	1'32.873	26.149	20.588	25.281	20.855	293.4
2	1'34.854	26.632	21.204	25.839	21.179	288.0	14	1'32.862 P	28.051*	21.636	26.911	16.264	288.7
3	1'33.913 *	26.306	21.020	25.577*	21.010	288.7	Run # 3	Front Tyre	Slick-Soft	Rear Tyre	Slick-Soft		
4	1'33.286	25.976	20.943	25.375	20.992	287.2			New Tyre	New Tyre			
5	1'32.846	25.867	20.917	25.208	20.854	289.5	15	1'41.949	33.698	21.452	25.614	21.185	295.8
6	1'32.773	25.958	20.789	25.236	20.790	289.5	16	1'32.217	25.959	20.601	25.038	20.619	298.3
7	1'32.896	25.835	20.992	25.248	20.821	290.3	17	1'33.073	26.105	20.623	25.193	21.152	296.7
8	1'32.594	25.827	20.795	25.228	20.744	289.5	18	1'35.791	27.940	21.335	25.650	20.866	292.6
9	1'36.662 *	25.890	20.910	27.755*	22.107	289.5	19	1'32.089	25.893	20.457	25.120	20.619	295.8

Fastest Lap: Francesco BAGNAIA Ducati Lenovo Team ITA **1'31.936** 25.694 20.575 25.015 20.652

These data/results cannot be reproduced, stored and/or transmitted in whole or in part by any manner of electronic, mechanical, photocopying, recording, broadcasting or otherwise now known or herein after developed without the previous express consent by the copyright owner, except for reproduction in daily press and regular printed publications on sale to the public within 60 days of the event related to those data/results and always provided that copyright symbol appears together as follows below.
© DORNA, 2021



Free Practice Nr. 3

MotoGP

Lap	Lap Time	T1	T2	T3	T4	Speed	Lap	Lap Time	T1	T2	T3	T4	Speed	
20	1'45.263 *	35.625*	21.569*	26.532	21.537	289.5	Run # 3	Front Tyre Slick-Medium Rear Tyre Slick-Soft						
21	1'33.784	26.030	20.711	25.903	21.140	293.4		11 Laps at start				4 Laps at start		
4th 36 Joan MIR									SUZUKI		SPA			
Team SUZUKI ECSTAR							Runs=3		Total laps=23		Full laps=13			
Run # 1	Front Tyre	Slick-Medium	Rear Tyre	Slick-Medium				Run # 3	Front Tyre	Slick-Medium	Rear Tyre	Slick-Soft		
		New Tyre		New Tyre						New Tyre		New Tyre		
1	1'52.960	37.196	23.490	27.214	22.060	281.2	12	1'42.702 *	33.990	21.433	25.991 *	21.288	295.0	
2	1'35.625	26.659	21.388	26.226	21.352	290.3	13	1'34.545	26.075	21.956	25.553	20.961	295.0	
3	1'33.810	26.233	21.019	25.579	20.979	291.1	14	1'32.802	25.972	20.661	25.331	20.838	295.0	
4	1'34.044	26.210	20.927	25.537	21.370	294.2	15	1'32.712	25.942	20.735	25.282	20.753	295.8	
5	1'33.003	26.005	20.902	25.276	20.820	293.4	16	1'32.685	25.944	20.689	25.321	20.731	295.0	
6	1'40.741 *	33.132*	21.238	25.553	20.818	291.8	17	1'33.101 P	28.475*	21.207	26.972	16.447	285.7	
7	1'33.252	25.882	21.029	25.531	20.810	291.1	Run # 4							
8	1'32.771	25.900	20.850	25.322	20.699	290.3		Front Tyre	Slick-Medium	Rear Tyre	Slick-Soft			
9	1'32.757	25.918	20.744	25.383	20.712	290.3		New Tyre		New Tyre				
10	1'37.419 P	28.396	22.412	28.960	17.651	276.2	18	1'44.804	36.106	21.760	25.951	20.987	295.0	
Run # 2									10 Laps at start		10 Laps at start			
11	1'51.357	41.658	22.283	26.289	21.127	290.3	19	1'32.226	25.898	20.573	25.117	20.638	297.5	
12	1'33.629	26.255	21.028	25.554	20.792	289.5	20	1'32.207	25.663	20.600	25.161	20.783	295.8	
13	1'32.675	25.917	20.656	25.321	20.781	292.6	21	1'35.522	28.085	20.945	25.603	20.889	296.7	
14	1'34.145 P	25.893	25.183	26.886	16.183	290.3	6th 42 Alex RINS						SUZUKI SPA	
Run # 3									5 Laps at start		5 Laps at start			
15	1'53.282	41.015	21.781	26.394	24.092	267.9	Team SUZUKI ECSTAR							Runs=3 Total laps=22 Full laps=12
16	1'33.818	26.445	20.991	25.595	20.787	288.7	Run # 1	Front Tyre	Slick-Medium	Rear Tyre	Slick-Soft			
17	1'39.110 *	25.713	20.665	32.049*	20.683	289.5		New Tyre		New Tyre				
18	1'32.136	25.725	20.528	25.280	20.603	291.8	1	2'03.589	34.982	22.590	26.903	21.814	288.7	
19	1'33.785 P	28.301*	21.986	26.652	16.846	286.4	2	1'38.374	26.980	23.505	26.547	21.342	288.0	
Run # 4									7 Laps at start		7 Laps at start			
20	1'40.918	33.089	21.293	25.669	20.867	290.3	3	1'34.394	26.445	21.227	25.721	21.001	290.3	
21	1'32.821	25.637	21.060	25.492	20.632	292.6	4	1'37.095	26.138	23.401	26.496	21.060	287.2	
22	1'43.500 *	25.641	21.126*	35.741	20.992	152.7	5	1'33.926	26.333	21.028	25.522	21.043	293.4	
23	1'32.252	25.692	20.551	25.315	20.694	295.0	6	1'33.426	26.066	20.853	25.522	20.985	291.8	
5th 12 Maverick VIÑALES									5 Laps at start		5 Laps at start			
Aprilia Racing Team Gresini							Runs=3		Total laps=21		Full laps=13			
Run # 1	Front Tyre	Slick-Medium	Rear Tyre	Slick-Medium				Run # 2	Front Tyre	Slick-Medium	Rear Tyre	Slick-Soft		
		New Tyre		New Tyre					New Tyre		New Tyre			
1	1'52.518	35.126	22.120	26.805	21.816	291.1	7	1'33.611 P	29.109*	21.681	26.410	16.411	288.0	
2	1'35.412	26.712	21.378	26.100	21.222	294.2	Run # 3							
3	1'34.251	26.281	21.085	25.814	21.071	296.7		Front Tyre	Slick-Soft	Rear Tyre	Slick-Soft			
4	1'33.941	26.220	20.895	25.595	21.231	295.0		New Tyre		New Tyre				
5	1'33.101	26.105	20.776	25.371	20.849	295.8	8	1'42.470	33.493	21.652	26.113	21.212	292.6	
6	1'34.655 *	26.050	20.925	26.708*	20.972	296.7	9	1'33.658	26.132	21.114	25.463	20.949	294.2	
7	1'33.755 P	29.863*	21.039	25.718	17.135	296.7	10	1'33.725	26.015	20.924	25.560	21.226	294.2	
Run # 2									7 Laps at start		7 Laps at start			
8	1'43.144	34.924	21.358	25.845	21.017	295.8	11	1'33.321	26.092	20.839	25.438	20.952	292.6	
9	1'32.684	25.973	20.789	25.238	20.684	295.8	12	1'40.055	27.503	25.393	26.102	21.057	291.8	
10	1'32.200	25.747	20.633	25.129	20.691	298.3	13	1'33.004	25.983	20.785	25.358	20.878	291.8	
11	1'33.097 P	27.995	21.671	26.658	16.773	290.3	14	1'33.806 P	28.190*	21.562	26.944	17.110	286.4	
7th 5 Johann ZARCO									4 Laps at start		4 Laps at start			
Pramac Racing							Runs=2		Total laps=20		Full laps=14			
Run # 1	Front Tyre	Slick-Medium	Rear Tyre	Slick-Medium				Run # 4	Front Tyre	Slick-Soft	Rear Tyre	Slick-Soft		
		New Tyre		New Tyre					New Tyre		New Tyre			
1	2'22.365	35.117	23.547	27.659	22.098	286.4	19	1'40.502	32.867	21.350	25.426	20.859	295.0	
2	1'35.810	27.065	21.328	26.121	21.296	294.2	20	1'32.324	25.873	20.696	25.096	20.659	295.8	
Fastest Lap: Francesco BAGNAIA							Ducati Lenovo Team		ITA		1'31.936 25.694 20.575 25.015 20.652			

These data/results cannot be reproduced, stored and/or transmitted in whole or in part by any manner of electronic, mechanical, photocopying, recording, broadcasting or otherwise now known or herein after developed without the previous express consent by the copyright owner, except for reproduction in daily press and regular printed publications on sale to the public within 60 days of the event related to those data/results and always provided that copyright symbol appears together as follows below.
© DORNA, 2021

Official MotoGP Timing by TISSOT
www.motogp.com



Free Practice Nr. 3

MotoGP

Lap	Lap Time	T1	T2	T3	T4	Speed	Lap	Lap Time	T1	T2	T3	T4	Speed								
							9th	89	Jorge MARTIN				DUCATI	SPA							
							Pramac Racing							Runs=3	Total laps=20	Full laps=8					
							Run #	1	Front Tyre	Slick-Medium	Rear Tyre	Slick-Medium	New Tyre	New Tyre							
3	1'34.466	26.488	21.160	25.667	21.151	296.7	1	2'05.644	*	35.041	22.463	30.856*	22.163	291.1							
4	1'34.252	26.221	20.999	25.640	21.392	296.7	2	1'34.855	*	26.300*	21.471	25.825	21.259	292.6							
5	1'33.740	26.408	20.949	25.433	20.950	297.5	3	1'40.099		31.794	21.187	25.589	21.529	298.3							
6	1'33.558	26.173	20.919	25.548	20.918	297.5	4	1'33.686		26.284	20.864	25.520	21.018	296.7							
7	1'39.277	26.142	24.356	26.888	21.891	278.3	5	1'33.835	*	26.256	20.856	25.800*	20.923	298.3							
8	1'33.376	26.263	20.883	25.400	20.830	295.8	6	1'32.920		26.187	20.722	25.215	20.796	295.8							
9	1'33.159	26.148	20.852	25.388	20.771	296.7	7	1'34.550	P	29.080*	22.187	26.205	17.078	292.6							
10	1'37.174	28.938	21.358	25.688	21.190	296.7								Run #	2	Front Tyre	Slick-Medium	Rear Tyre	Slick-Medium		
11	1'32.824	26.118	20.780	25.198	20.728	300.8								12 Laps at start							
12	1'34.316	P	28.059	22.283	26.596	292.6								7 Laps at start							
							Run #	2	Front Tyre	Slick-Medium	Rear Tyre	Slick-Medium	New Tyre								
							12 Laps at start							7 Laps at start							
13	1'44.206	34.743	22.052	26.034	21.377	295.8	8	1'48.605		37.540	23.613	26.365	21.087	295.0							
14	1'35.291	27.753	21.061	25.528	20.949	295.8	9	1'33.946		26.268	20.850	25.585	21.243	296.7							
15	1'32.627	26.024	20.616	25.253	20.734	295.0	10	1'33.159		26.223	20.769	25.353	20.814	295.0							
16	1'45.338	25.941	24.456	33.898	21.043	205.7	11	1'35.984	*	28.054	20.989	25.851*	21.090	293.4							
17	1'28.790	P	25.975	20.600	26.258	291.8	12	1'33.565		26.331	20.789	25.603	20.842	292.6							
							12 Laps at start							7 Laps at start							
							New Tyre							New Tyre							
18	1'44.986	34.657	21.934	27.475	20.920	296.7	13	1'34.668	P	28.911*	21.332	27.997*	16.428	294.2							
19	1'48.383	*	31.130	25.267*	30.942	279.7								Run #	3	Front Tyre	Slick-Medium	Rear Tyre	Slick-Soft		
20	1'32.364	25.761	20.780	25.008	20.815	300.8								New Tyre							
							New Tyre							New Tyre							
							8th	44	Pol ESPARGARO				HONDA	SPA							
							Repsol Honda Team							Runs=3	Total laps=19	Full laps=7					
							Run #	1	Front Tyre	Slick-Medium	Rear Tyre	Slick-Medium	New Tyre								
1	2'02.603	*	34.856	22.470	26.912*	21.868	295.0	14	1'47.231		35.992	23.729	26.178	21.332	296.7						
2	1'39.738	*	29.109*	22.899	26.409	21.321	295.8	15	1'35.949	*	26.247	22.428	26.450*	20.824	295.8						
3	1'35.716		27.625	21.183	25.805	21.103	296.7	16	1'32.427	25.977	20.576	25.220	20.654	296.7							
4	1'33.641		26.243	20.822	25.682	20.894	295.0	17	1'37.648	P	27.637*	21.637	27.654*	20.720	288.0						
5	1'37.186	*	27.723*	22.243	25.887	21.333	299.1								Run #	4	Front Tyre	Slick-Medium	Rear Tyre	Slick-Soft	
6	1'33.211		26.099	20.779	25.525	20.808	297.5								13 Laps at start						
7	1'34.665	P	28.652*	22.663	26.697	16.653	288.7								New Tyre						
							7 Laps at start							New Tyre							
							New Tyre							New Tyre							
8	1'43.829	33.810	22.211	26.220	21.588	287.2	18	1'44.892	*	35.083	21.813	26.467	21.529*	292.6							
9	1'36.587	26.413	22.567	26.075	21.532	292.6	19	1'32.699		26.035	20.583	25.307	20.774	295.0							
10	1'35.707	26.209	20.906	26.588	22.004	295.8	20	1'41.693	*	25.993	20.514	28.540*	26.646	295.0							
11	1'28.900	P	26.097	21.030	25.534	16.239	291.1								Run #	4	Front Tyre	Slick-Medium	Rear Tyre	Slick-Soft	
							7 Laps at start							New Tyre							
							New Tyre							New Tyre							
12	1'44.858	34.260	22.634	26.231	21.733	288.7	18	1'44.892	*	35.083	21.813	26.467	21.529*	292.6							
13	1'44.503	*	29.549	23.034	29.405	22.515*	266.6	19	1'32.699		26.035	20.583	25.307	20.774	295.0						
14	1'36.782	*	26.068	20.748	28.314*	21.652	295.0	20	1'41.693	*	25.993	20.514	28.540*	26.646	295.0						
15	1'29.175	P	25.986	20.661	25.551	16.977	293.4								Run #	4	Front Tyre	Slick-Medium	Rear Tyre	Slick-Soft	
							7 Laps at start							New Tyre							
							New Tyre							New Tyre							
16	1'44.208	35.314	21.589	26.155	21.150	298.3	18	1'44.892	*	35.083	21.813	26.467	21.529*	292.6							
17	1'32.416	25.928	20.745	25.134	20.609	298.3	19	1'32.699		26.035	20.583	25.307	20.774	295.0							
18	1'47.656	*	30.575	23.351*	32.863	20.867	187.8	20	1'41.693	*	25.993	20.514	28.540*	26.646	295.0						
19	1'38.516	25.948	20.570	26.108	25.890	299.1								Run #	4	Front Tyre	Slick-Medium	Rear Tyre	Slick-Soft		
							4 Laps at start							New Tyre							
							New Tyre							New Tyre							
							10th	51	Michele PIRRO				DUCATI	ITA							
							Ducati Lenovo Team							Runs=3	Total laps=15	Full laps=7					
							Run #	1	Front Tyre	Slick-Medium	Rear Tyre	Slick-Medium	New Tyre								
1	3'03.816	37.792	24.015	26.868	21.648	274.1	1	3'03.816		37.792	24.015	26.868	21.648	274.1							
2	1'34.498	26.552	21.281	25.436	21.229	295.8	2	1'34.498		26.552	21.281	25.436	21.229	295.8							
3	1'33.480	26.150	20.990	25.591	20.749	293.4	3	1'33.480		26.150	20.990	25.591	20.749	293.4							
4	1'33.008	26.158	20.795	25.287	20.768	295.0	4	1'33.008		26.158	20.795	25.287	20.768	295.0							
5	1'32.902	P	26.199	20.707	28.146	17.850	258.3	5	1'32.902	P	26.199	20.707	28.146	17.850	258.3						
							7 Laps at start							New Tyre							
							New Tyre							New Tyre							
6	1'42.860	*	33.909	21.420	26.352*	21.179	293.4	6	1'42.860	*	33.909	21.420	26.352*	21.179	293.4						
7	1'33.008	26.083	20.822	25.296	20.807	295.8	7	1'33.008		26.083	20.822	25.296	20.807	295.8							
8	1'35.526	26.035	20.976	26.803	21.712	284.9	8	1'35.526		26.035	20.976	26.803	21.712	284.9							
9	1'35.254	P	26.092	21.002	30.516	17.644	163.1	9	1'35.254	P	26.092	21.002	30.516	17.644	163.1						
							5 Laps at start							5 Laps at start							
							New Tyre							New Tyre							
							New Tyre							New Tyre							
10	1'56.132	45.166	24.170	25.514	21.282	295.0	10	1'56.132		45.166	24.170	25.514	21.282	295.0							
11	1'32.763	26.112	20.832	25.066	20.753	295.8	11	1'32.763		26.112	20.832	25.066	20.753	295.8							
12	1'32.432	25.942	20.608	25.229	20.653	295.0	12	1'32.432		25.942	20.608	25.229	20.653	295.0							
13	1'32.202	P	28.589	20.885	26.748	15.980	288.0	13	1'32.202	P	28.589	20.885	26.748	15.980	288.0						

Fastest Lap: Francesco BAGNAIA Ducati Lenovo Team ITA 1'31.936 25.694 20.575 25.015 20.652

These data/results cannot be reproduced, stored and/or transmitted in whole or in part by any manner of electronic, mechanical, photocopying, recording, broadcasting or otherwise now known or herein after developed without the previous express consent by the copyright owner, except for reproduction in daily press and regular printed publications on sale to the public within 60 days of the event related to those data/results and always provided that copyright symbol appears together as follows below.
© DORNA, 2021

Official MotoGP Timing by TISSOT
www.motogp.com



Free Practice Nr. 3

MotoGP

Lap	Lap Time	T1	T2	T3	T4	Speed	Lap	Lap Time	T1	T2	T3	T4	Speed
Run # 4 Front Tyre Slick-Medium Rear Tyre Slick-Soft							11	1'43.266	33.954	21.904	25.951	21.457	295.0
4 Laps at start							12	1'35.330	27.732	21.227	25.396	20.975	295.0
New Tyre							13	3'33.826 P	26.025	20.722	24.975	2'22.104	296.7
14	1'39.806 *	32.498	20.991	25.454	20.863*	295.8	Run # 4 Front Tyre Slick-Hard Rear Tyre Slick-Soft						
15	1'36.969 *	25.829	20.726*	25.453	24.961*	295.0	New Tyre						
11th 30 Takaaki NAKAGAMI HONDA JPN							Repsol Honda Team						
LCR Honda IDEMITSU							Runs=4 Total laps=21 Full laps=10						
Runs=3 Total laps=20 Full laps=9							Run # 1 Front Tyre Slick-Medium Rear Tyre Slick-Medium						
New Tyre							New Tyre						
1	1'55.391	35.013	23.197	27.204	22.223	290.3	Run # 1 Front Tyre Slick-Medium Rear Tyre Slick-Medium						
2	1'35.271	27.002	21.329	25.665	21.275	292.6	New Tyre						
3	1'33.597	26.214	21.018	25.440	20.925	295.8	Run # 1 Front Tyre Slick-Medium Rear Tyre Slick-Medium						
4	1'33.874	26.172	21.073	25.599	21.030	293.4	New Tyre						
5	1'33.030	26.087	20.848	25.249	20.846	295.0	Run # 1 Front Tyre Slick-Medium Rear Tyre Slick-Medium						
6	1'36.116 P	26.053	20.795	29.235*	20.033	293.4	New Tyre						
Run # 2 Front Tyre Slick-Medium Rear Tyre Slick-Medium							13th 93 Marc MARQUEZ HONDA SPA						
6 Laps at start							Repsol Honda Team						
6 Laps at start							Runs=4 Total laps=21 Full laps=10						
7	1'45.030	35.050	21.826	26.557	21.597	284.2	Run # 1 Front Tyre Slick-Medium Rear Tyre Slick-Medium						
8	1'33.204	26.088	20.856	25.342	20.918	293.4	New Tyre						
9	1'33.130 *	25.961	20.875	25.412*	20.882	294.2	Run # 1 Front Tyre Slick-Medium Rear Tyre Slick-Medium						
10	1'41.777	25.965	24.794	29.695	21.323	254.7	New Tyre						
11	1'32.818	25.882	20.820	25.257	20.859	293.4	Run # 1 Front Tyre Slick-Medium Rear Tyre Slick-Medium						
12	1'36.140 P	30.184*	21.664	26.984	17.308	281.9	New Tyre						
Run # 3 Front Tyre Slick-Medium Rear Tyre Slick-Soft							Run # 2 Front Tyre Slick-Medium Rear Tyre Slick-Medium						
New Tyre							7 Laps at start						
New Tyre							7 Laps at start						
13	1'48.054	37.041	22.562	27.074	21.377	279.0	Run # 2 Front Tyre Slick-Medium Rear Tyre Slick-Medium						
14	1'33.437	26.475	20.918	25.220	20.824	291.8	New Tyre						
15	1'32.481	25.792	20.689	25.215	20.785	292.6	Run # 2 Front Tyre Slick-Medium Rear Tyre Slick-Medium						
16	1'37.563 P	29.631	21.816	28.258	17.858	226.4	New Tyre						
Run # 4 Front Tyre Slick-Medium Rear Tyre Slick-Soft							Run # 3 Front Tyre Slick-Medium Rear Tyre Slick-Soft						
4 Laps at start							New Tyre						
New Tyre							New Tyre						
17	1'44.650	33.630	22.466	26.944	21.610	281.9	Run # 3 Front Tyre Slick-Medium Rear Tyre Slick-Soft						
18	1'34.433 *	25.897	20.723	26.648*	21.165	292.6	New Tyre						
19	1'32.247 *	25.850	20.557	25.118	20.722*	293.4	Run # 3 Front Tyre Slick-Medium Rear Tyre Slick-Soft						
20	1'33.030 *	25.665	20.682*	25.767	20.916*	288.7	New Tyre						
12th 6 Stefan BRADL HONDA GER							Run # 4 Front Tyre Slick-Medium Rear Tyre Slick-Soft						
Team Honda HRC							5 Laps at start						
Runs=3 Total laps=17 Full laps=8							New Tyre						
New Tyre							New Tyre						
1	1'57.314	35.618	22.567	26.463	21.841	294.2	Run # 4 Front Tyre Slick-Medium Rear Tyre Slick-Soft						
2	1'34.811	26.776	21.276	25.606	21.153	296.7	New Tyre						
3	1'34.039	26.249	21.088	25.477	21.225	296.7	Run # 4 Front Tyre Slick-Medium Rear Tyre Slick-Soft						
4	1'34.575	26.393	21.251	25.864	21.067	295.8	New Tyre						
5	1'35.862 P	31.112*	21.684	26.338	16.728	291.1	Run # 4 Front Tyre Slick-Medium Rear Tyre Slick-Soft						
Run # 2 Front Tyre Slick-Medium Rear Tyre Slick-Medium							14th 21 Franco MORBIDELLI YAMAHA ITA						
5 Laps at start							Monster Energy Yamaha MotoGP						
5 Laps at start							Runs=3 Total laps=21 Full laps=11						
6	1'43.731	34.571	21.790	26.068	21.302	289.5	Run # 1 Front Tyre Slick-Medium Rear Tyre Slick-Medium						
7	1'33.868	26.349	20.869	25.649	21.001	292.6	New Tyre						
8	1'33.254	26.167	20.941	25.298	20.848	291.1	Run # 1 Front Tyre Slick-Medium Rear Tyre Slick-Medium						
9	1'32.825	25.973	20.767	25.218	20.867	293.4	New Tyre						
10	1'39.813 P	27.834	21.706	33.818	16.455	165.1	Run # 1 Front Tyre Slick-Medium Rear Tyre Slick-Medium						
Run # 3 Front Tyre Slick-Hard Rear Tyre Slick-Soft							Run # 1 Front Tyre Slick-Medium Rear Tyre Slick-Medium						
New Tyre							New Tyre						
New Tyre							New Tyre						
11	1'43.552 *	31.256*	23.361	27.574	21.361	267.9	Run # 1 Front Tyre Slick-Medium Rear Tyre Slick-Medium						
12	1'31.209 P	26.102	21.101	25.610	18.396	288.0	New Tyre						

Fastest Lap: Francesco BAGNAIA Ducati Lenovo Team ITA **1'31.936** 25.694 20.575 25.015 20.652

These data/results cannot be reproduced, stored and/or transmitted in whole or in part by any manner of electronic, mechanical, photocopying, recording, broadcasting or otherwise now known or herein after developed without the previous express consent by the copyright owner, except for reproduction in daily press and regular printed publications on sale to the public within 60 days of the event related to those data/results and always provided that copyright symbol appears together as follows below.
© DORNA, 2021

Official MotoGP Timing by TISSOT
www.motogp.com



Free Practice Nr. 3

MotoGP

Lap	Lap Time	T1	T2	T3	T4	Speed	Lap	Lap Time	T1	T2	T3	T4	Speed					
Run # 2	Front Tyre Slick-Medium			Rear Tyre Slick-Medium			Run # 1			Front Tyre Slick-Medium			Rear Tyre Slick-Medium					
8 Laps at start						8 Laps at start						New Tyre						
9	1'46.645	37.173	22.044	26.127	21.301	287.2	1	1'53.349	33.766	22.274	26.371	21.799	295.0					
10	1'34.778	26.023	21.154	26.359	21.242	290.3	2	1'35.434	26.653	21.273	26.206	21.302	283.4					
11	1'33.293	25.939	20.918	25.464	20.972	289.5	3	1'33.826	26.372	21.011	25.529	20.914	300.0					
12	1'38.315 P	31.331*	22.162	27.329	17.493	270.0	4	1'34.352	26.232	20.883	25.620	21.617	300.0					
Run # 3	Front Tyre Slick-Medium			Rear Tyre Slick-Soft			5	1'32.838	26.073	20.783	25.181	20.801	300.0					
New Tyre						New Tyre						6	1'41.089 *	26.146	21.050	30.564*	23.329	280.5
13	1'45.386	35.734	21.919	26.358	21.375	287.2	7	1'34.452 P	28.903	22.092	26.497	16.960	286.4					
14	1'34.097	26.282	21.075	25.819	20.921	288.0	Run # 2	Front Tyre Slick-Medium			Rear Tyre Slick-Soft							
15	1'32.644	25.883	20.856	25.216	20.689	291.8	7 Laps at start						New Tyre					
16	1'41.743 P	32.468*	23.517	28.411*	17.347	260.8	8	1'43.614	34.655	21.656	25.976	21.327	296.7					
Run # 4	Front Tyre Slick-Medium			Rear Tyre Slick-Soft			9	1'34.419	26.146	20.888	26.124	21.261	296.7					
4 Laps at start						New Tyre						10	1'33.427	26.119	20.901	25.472	20.935	293.4
17	1'45.766	36.356	21.697	26.390	21.323	287.2	11	1'33.105	26.109	20.723	25.457	20.816	295.0					
18	1'35.690	26.346	21.318	26.917	21.109	289.5	12	1'38.769 P	30.598*	22.524	27.536	18.111	265.3					
19	1'41.775	25.731	24.941	29.894	21.209	189.4	Run # 3	Front Tyre Slick-Medium			Rear Tyre Slick-Soft							
20	1'32.723	25.798	20.918	25.208	20.799	291.1	New Tyre						New Tyre					
21	2'08.063 *	38.745*	32.911	31.047	25.360	229.2	13	1'39.543	31.518	21.345	25.795	20.885	296.7					

15th 73 Alex MARQUEZ HONDA SPA
LCR Honda CASTROL
Runs=3 Total laps=21 Full laps=10

Run # 1	Front Tyre Slick-Medium			Rear Tyre Slick-Medium		
New Tyre						
1	1'53.898	36.068	23.123	29.922	23.648	228.8
2	1'35.687	26.949	21.388	26.063	21.287	297.5
3	1'34.394	26.510	21.070	25.736	21.078	299.1
4	1'33.883	26.327	20.979	25.446	21.131	296.7
5	1'35.511	26.104	22.122	26.061	21.224	295.0
6	1'33.359	26.006	20.950	25.408	20.995	295.0
7	1'32.846 P	27.937*	21.392	27.519	15.998	233.7
Run # 2	Front Tyre Slick-Medium			Rear Tyre Slick-Medium		
7 Laps at start						
8	1'45.212	34.949	21.938	26.748	21.577	290.3
9	1'33.994 *	26.254	21.135	25.603*	21.002	295.8
10	1'33.281	26.043	20.838	25.448	20.952	295.8
11	1'40.598	26.041	20.904	25.974	27.679	292.6
12	1'33.656	26.263	20.878	25.484	21.031	296.7
13	1'32.653 P	26.126	23.259	26.207	17.061	293.4
Run # 3	Front Tyre Slick-Medium			Rear Tyre Slick-Soft		
New Tyre						
14	1'52.675	39.490	22.986	28.894	21.305	228.8
15	1'33.450 *	25.974	20.895	25.472	21.109*	295.0
16	1'32.807	25.878	20.719	25.334	20.876	295.0
17	1'33.392 P	25.913	23.411	27.440*	16.628	284.9
Run # 4	Front Tyre Slick-Medium			Rear Tyre Slick-Soft		
4 Laps at start						
18	1'46.703	35.052	22.375	27.010	22.266	282.7
19	1'40.957	26.056	22.341	28.388	24.172	231.7
20	1'39.032 *	25.999	20.833*	26.774	25.426	292.6
21	1'33.592 *	26.023	20.777	25.587*	21.205	299.1

16th 41 Aleix ESPARGARO APRILIA SPA
Aprilia Racing Team Gresini
Runs=2 Total laps=16 Full laps=8

17th 27 Iker LECUONA	KTM			SPA		
Tech 3 KTM Factory Racing						
Runs=3 Total laps=20 Full laps=13						
Run # 1	Front Tyre Slick-Hard		Rear Tyre Slick-Medium			
New Tyre						
1	1'56.149	34.122	21.983	26.280	21.879	288.7
2	1'34.702	26.625	21.187	25.744	21.146	288.0
3	1'34.147	26.384	21.060	25.673	21.030	293.4
4	1'33.368	26.257	20.849	25.337	20.925	293.4
5	1'33.481	26.224	20.856	25.422	20.979	295.0
6	1'33.362	26.118	20.828	25.393	21.023	293.4
7	1'32.767 P	28.739*	21.236	25.764	17.028	291.1
Run # 2	Front Tyre Slick-Hard		Rear Tyre Slick-Medium			
7 Laps at start						
8	1'44.220 *	33.614	21.559	26.662*	22.385	291.1
9	1'34.595	26.820	21.052	25.573	21.150	290.3
10	1'34.864	26.391	20.981	26.101	21.391	290.3
11	1'33.853	26.288	20.980	25.486	21.099	291.8
12	1'38.942	26.364	24.422	27.173	20.983	291.8
13	1'34.049 P	26.442	22.805	27.296*	17.506	281.9
Run # 3	Front Tyre Slick-Hard		Rear Tyre Slick-Soft			
New Tyre						
14	1'52.998 *	35.710	21.972	29.617	25.699*	240.5
15	1'48.130	26.222	25.331	33.552	23.025	271.3
16	1'33.717	26.284	20.882	25.491	21.060	291.1
17	1'29.714 P	26.293	20.739	25.574	17.108	290.3
Run # 4	Front Tyre Slick-Hard		Rear Tyre Slick-Soft			
4 Laps at start						
18	1'42.754	33.556	21.072	26.694	21.432	279.7
19	1'33.041	26.205	20.646	25.256	20.934	293.4
20	2'20.929	26.071	20.704	25.300	1'08.854	291.1

Fastest Lap: Francesco BAGNAIA Ducati Lenovo Team ITA **1'31.936** 25.694 20.575 25.015 20.652

These data/results cannot be reproduced, stored and/or transmitted in whole or in part by any manner of electronic, mechanical, photocopying, recording, broadcasting or otherwise now known or herein after developed without the previous express consent by the copyright owner, except for reproduction in daily press and regular printed publications on sale to the public within 60 days of the event related to those data/results and always provided that copyright symbol appears together as follows below.
© DORNA, 2021

Official MotoGP Timing by TISSOT
www.motogp.com



Free Practice Nr. 3

MotoGP

Lap	Lap Time	T1	T2	T3	T4	Speed	Lap	Lap Time	T1	T2	T3	T4	Speed	
18th	46	Valentino ROSSI		YAMAHA		ITA	Run # 4	<i>Front Tyre</i>	Slick-Medium	<i>Rear Tyre</i>	Slick-Soft			
		Petronas Yamaha SRT							5 Laps at start		New Tyre			
		Runs=3	Total laps=17	Full laps=8			18	1'43.285	33.646	23.147	25.656	20.836	294.2	
<i>Run #</i>	<i>1</i>	<i>Front Tyre</i>	Slick-Medium	<i>Rear Tyre</i>	Slick-Medium		19	1'39.464	*	28.806	22.206*	26.019	22.433	290.3
		New Tyre		New Tyre			20	1'33.182	25.913	21.237	25.218	20.814	295.8	
1	2'23.175	35.660	22.971	26.797	21.866	285.7								
2	1'35.887	26.893	21.710	26.062	21.222	286.4								
3	1'34.174	26.327	21.147	25.688	21.012	288.7								
4	1'33.982	26.203	21.066	25.730	20.983	291.1								
5	1'33.918	26.358	21.137	25.465	20.958	289.5								
6	1'33.344	26.133	20.938	25.452	20.821	291.1								
7	1'31.951	P	27.647*	22.130	26.578	277.6								
<i>Run #</i>	<i>2</i>	<i>Front Tyre</i>	Slick-Medium	<i>Rear Tyre</i>	Slick-Medium									
		7 Laps at start		7 Laps at start										
8	1'43.089	34.103	21.861	25.908	21.217	288.7								
9	13'07.807	P	26.112	20.976		288.7								
<i>Run #</i>	<i>3</i>	<i>Front Tyre</i>	Slick-Medium	<i>Rear Tyre</i>	Slick-Soft									
		New Tyre		New Tyre										
10	1'48.091	36.965	23.263	26.582	21.281	287.2								
11	1'40.784	*	27.927	22.822	28.592*	21.443	260.8							
12	1'37.920	25.965	21.083	29.781	21.091	165.6								
13	1'29.223	P	26.005	20.882	26.145	16.191	290.3							
<i>Run #</i>	<i>4</i>	<i>Front Tyre</i>	Slick-Medium	<i>Rear Tyre</i>	Slick-Soft									
		4 Laps at start		New Tyre										
14	1'43.736	34.426	21.699	26.087	21.524	290.3								
15	1'33.196	26.099	20.934	25.352	20.811	292.6								
16	1'33.053	26.008	20.922	25.331	20.792	289.5								
17	1'40.655	*	25.817	25.962*	27.859	21.017	265.3							
19th	23	Enea BASTIANINI		DUCATI		ITA								
		Avintia Esponsorama												
		Runs=3	Total laps=20	Full laps=8										
<i>Run #</i>	<i>1</i>	<i>Front Tyre</i>	Slick-Medium	<i>Rear Tyre</i>	Slick-Soft									
		1 Laps at start		New Tyre										
1	4'20.426	35.350	23.279	27.794	22.070	282.7								
2	1'35.653	27.004	21.492	25.734	21.423	291.1								
3	1'34.143	26.495	21.092	25.443	21.113	291.1								
4	1'34.868	*	26.227	20.785	26.370*	21.486	294.2							
5	1'33.217	26.180	20.816	25.232	20.989	294.2								
6	1'34.330	26.090	21.083	26.046	21.111	289.5								
7	1'33.060	26.102	20.679	25.370	20.909	290.3								
8	1'32.773	P	27.796	23.077	25.743	16.157	295.8							
<i>Run #</i>	<i>2</i>	<i>Front Tyre</i>	Slick-Medium	<i>Rear Tyre</i>	Slick-Soft									
		9 Laps at start		8 Laps at start										
9	1'43.018	33.983	21.656	26.045	21.334	293.4								
10	1'34.162	*	26.372	20.861	25.950*	20.979	291.8							
11	1'33.318	26.060	20.900	25.440	20.918	293.4								
12	1'30.273	P	27.176	21.146	26.077	15.874	291.1							
<i>Run #</i>	<i>3</i>	<i>Front Tyre</i>	Slick-Medium	<i>Rear Tyre</i>	Slick-Soft									
		New Tyre		New Tyre										
13	1'45.293	35.455	22.163	26.285	21.390	291.8								
14	1'40.765	*	27.932	22.596	28.462*	21.775	262.1							
15	1'36.573	26.116	23.711	25.806	20.940	293.4								
16	1'32.828	*	26.002	20.637	25.375*	20.814	292.6							
17	1'30.335	P	27.275*	20.927	26.094	16.039	295.0							
21st	10	Luca MARINI		DUCATI		ITA								
		SKY VR46 Avintia												
		Runs=3	Total laps=20	Full laps=9										
<i>Run #</i>	<i>1</i>	<i>Front Tyre</i>	Slick-Medium	<i>Rear Tyre</i>	Slick-Medium									
		New Tyre		New Tyre										
1	2'08.572	34.593	22.745	27.220	22.167	289.5								
2	1'36.591	27.007	21.803	26.374	21.407	291.1								
3	1'34.910	26.514	21.144	25.990	21.262	293.4								
4	1'34.563	26.369	21.039	25.698	21.457	295.0								
5	1'30.552	P	26.337	21.071	25.820	17.324	296.7							
<i>Run #</i>	<i>2</i>	<i>Front Tyre</i>	Slick-Medium	<i>Rear Tyre</i>	Slick-Medium									
		5 Laps at start		5 Laps at start										
6	1'49.417	*	38.509	22.485	26.758*	21.665	291.8							
7	1'35.127	26.392	21.014	26.584	21.137	294.2								
8	1'33.846	26.148	21.039	25.684	20.975	293.4								
9	1'36.532	26.208	21.078	26.313	22.933	294.2								
10	1'39.520	26.357	20.901	30.266	21.996	169.0								
11	1'33.870	*	26.209	20.815	25.870*	20.976	292.6							
12	1'33.723	26.153	20.918	25.755	20.897	291.8								
13	1'41.879	P	29.804*	22.937	31.974	17.164	172.5							

Fastest Lap: Francesco BAGNAIA Ducati Lenovo Team ITA **1'31.936** 25.694 20.575 25.015 20.652

These data/results cannot be reproduced, stored and/or transmitted in whole or in part by any manner of electronic, mechanical, photocopying, recording, broadcasting or otherwise now known or herein after developed without the previous express consent by the copyright owner, except for reproduction in daily press and regular printed publications on sale to the public within 60 days of the event related to those data/results and always provided that copyright symbol appears together as follows below.
© DORNA, 2021



Free Practice Nr. 3

MotoGP

Lap	Lap Time	T1	T2	T3	T4	Speed	Lap	Lap Time	T1	T2	T3	T4	Speed
Run # 3	Front Tyre	Slick-Medium	Rear Tyre	Slick-Soft									
		New Tyre		New Tyre									
14	1'47.223	35.714	22.265	26.668	22.576	289.5	8	1'44.140	34.348	21.674	26.480	21.638	293.4
15	1'47.488 *	26.209	20.941	38.877*	21.461	246.5	9	1'37.678	26.518	23.173	26.555	21.432	285.7
16	1'33.146	26.096	20.666	25.582	20.802	292.6	10	1'34.443	26.380	21.162	25.850	21.051	290.3
17	1'34.674 P	28.341*	21.033	27.334	17.966	291.8	11	1'33.739	25.988	20.975	25.699	21.077	291.1
Run # 4	Front Tyre	Slick-Medium	Rear Tyre	Slick-Soft									
		4 Laps at start		New Tyre									
18	1'50.087	34.607	22.565	26.658	26.257	291.1	12	1'32.159 P	26.926	20.894	25.930	18.409	285.7
19	1'33.120 *	26.049	20.770	25.495	20.806*	294.2	Run # 3	Front Tyre	Slick-Hard	Rear Tyre	Slick-Soft		
20	1'32.862 *	25.917	20.616*	25.445	20.884*	295.0			New Tyre		New Tyre		

22nd 88 Miguel OLIVEIRA KTM POR
Red Bull KTM Factory Racing

Runs=3 Total laps=19 Full laps=9

Run #	Front Tyre	Slick-Medium	Rear Tyre	Slick-Medium	Speed
		New Tyre		New Tyre	
1	2'35.566	36.471	23.052	27.096	21.898 291.8
2	1'36.422 *	26.940	21.471	26.617*	21.394 295.0
3	1'34.625	26.482	21.158	25.868	21.117 296.7
4	1'33.967	26.350	20.867	25.742	21.008 295.0
5	1'33.480	26.108	20.846	25.627	20.899 296.7
6	1'33.235	26.043	20.813	25.495	20.884 295.8
7	1'34.281 P	28.251	22.181	26.840	17.009 284.9
Run # 2	Front Tyre	Slick-Medium	Rear Tyre	Slick-Medium	
		7 Laps at start		7 Laps at start	
8	1'45.684 *	36.592	21.437	26.369*	21.286 295.8
9	1'34.770	26.097	20.982	26.370	21.321 297.5
10	1'33.660	26.115	20.891	25.521	21.133 295.8
11	1'33.304	25.948	20.922	25.509	20.925 294.2
12	1'33.309 P	27.676*	22.137	26.570	16.926 282.7
Run # 3	Front Tyre	Slick-Medium	Rear Tyre	Slick-Soft	
		New Tyre		New Tyre	
13	1'43.436	34.466	21.475	26.263	21.232 295.0
14	2'38.273	26.048	20.758	1'27.637	23.830 272.0
15	1'30.934 P	26.193	22.159	26.245	16.337 292.6
Run # 4	Front Tyre	Slick-Medium	Rear Tyre	Slick-Soft	
		3 Laps at start		New Tyre	
16	1'44.020	34.977	21.647	26.187	21.209 292.6
17	1'33.634 *	26.001	20.737	25.802	21.094* 295.8
18	1'33.060 *	25.925	20.810*	25.398	20.927* 295.8
19	1'36.202	25.994	20.818	25.691	23.699 295.8

23rd 33 Brad BINDER KTM RSA
Red Bull KTM Factory Racing

Runs=3 Total laps=19 Full laps=9

Run #	Front Tyre	Slick-Hard	Rear Tyre	Slick-Medium	Speed
		New Tyre		New Tyre	
1	2'04.461	36.234	23.096	27.200	22.120 284.9
2	1'39.637	26.796	22.694	28.719	21.428 244.3
3	1'34.251	26.367	20.996	25.704	21.184 293.4
4	1'33.817	26.254	20.913	25.684	20.966 294.2
5	1'37.951	26.137	24.579	25.946	21.289 291.8
6	1'33.305	26.054	20.897	25.476	20.878 295.8
7	1'34.872 P	29.056*	21.404	26.911	17.501 274.8

24th 9 Danilo PETRUCCI KTM ITA
Tech 3 KTM Factory Racing

Runs=4 Total laps=20 Full laps=9

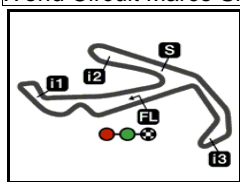
Run #	Front Tyre	Slick-Hard	Rear Tyre	Slick-Soft	Speed
		4 Laps at start		New Tyre	
17	1'43.928 *	34.740	21.345	25.954	21.889* 292.6
18	1'33.032 *	25.929	20.635	25.425	21.043* 291.8
19	1'33.425 *	26.206	20.837	25.549	20.833 288.7
Run # 1	Front Tyre	Slick-Hard	Rear Tyre	Slick-Medium	
		New Tyre		New Tyre	
1	1'56.307	35.153	22.066	26.637	22.191 287.2
2	1'35.046	26.814	21.173	25.873	21.186 291.1
3	1'37.463	26.666	21.929	26.655	22.213 291.1
4	1'34.390	26.464	21.073	25.797	21.056 289.5
5	1'34.166	26.325	20.996	25.739	21.106 290.3
6	1'34.486	26.380	20.884	26.009	21.213 291.1
7	1'32.284 P	26.402	21.808	27.517	16.557 270.0
Run # 2	Front Tyre	Slick-Hard	Rear Tyre	Slick-Medium	
		7 Laps at start		7 Laps at start	
8	1'43.786	35.031	21.437	25.899	21.419 288.7
9	1'36.451	26.245	22.409	26.598	21.199 281.9
10	1'35.269 *	26.351	20.937	26.487*	21.494 288.7
11	1'34.200	26.306	20.909	25.830	21.155 288.7
12	1'34.411 P	27.900	22.188	27.658	16.665 259.6
Run # 3	Front Tyre	Slick-Hard	Rear Tyre	Slick-Soft	
		New Tyre		New Tyre	
13	1'45.523	35.008	21.247	27.957	21.311 192.8
14	1'36.056 *	26.390	20.890	25.897*	22.879* 289.5
15	1'36.052	26.261	20.846	26.780	22.165 281.2
16	1'33.325	26.182	20.842	25.436	20.865 291.1
17	1'35.563 P	27.092*	21.418	27.216	19.837 271.3
Run # 4	Front Tyre	Slick-Hard	Rear Tyre	Slick-Soft	
		5 Laps at start		New Tyre	
18	1'45.053	34.037	21.640	27.151	22.225 283.4
19	1'37.110 *	26.099	20.875	25.709	24.427* 290.3
	unfinished	26.068			

Fastest Lap: Francesco BAGNAIA Ducati Lenovo Team ITA **1'31.936** 25.694 20.575 25.015 20.652

These data/results cannot be reproduced, stored and/or transmitted in whole or in part by any manner of electronic, mechanical, photocopying, recording, broadcasting or otherwise now known or herein after developed without the previous express consent by the copyright owner, except for reproduction in daily press and regular printed publications on sale to the public within 60 days of the event related to those data/results and always provided that copyright symbol appears together as follows below.
© DORNA, 2021

Official MotoGP Timing by TISSOT
www.motogp.com





4226 m.

GP OCTO DI SAN MARINO E DELLA RIVIERA DI RIMINI

Free Practice Nr. 3

Best Partial Times

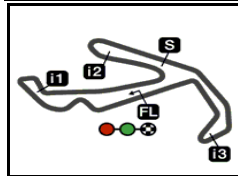
MotoGP™

IT Ideal Lap Time, sum of the best partial times*BT* Best Lap Time

T1		T2		T3		T4						
Pos	Rider	Time	Rider	Time	Rider	Time	Rider	Time	Pos	Rider	IT	BT
1	F.QUARTARARO	25.586	J.MILLER	20.457	S.BRADL	24.975	A.ESPARGARO	20.598	1	F.QUARTARAR	1'31.833	1'31.975 (2)
2	J.MIR	25.637	J.MARTIN	20.514	J.ZARCO	25.008	J.MIR	20.603	2	F.BAGNAIA	1'31.936	1'31.936 (1)
3	M.VIÑALES	25.663	J.MIR	20.528	F.BAGNAIA	25.015	F.QUARTARARO	20.606	3	M.VIÑALES	1'31.991	1'32.200 (5)
4	T.NAKAGAMI	25.665	M.MARQUEZ	20.532	J.MILLER	25.038	P.ESPARGARO	20.609	4	J.MILLER	1'32.007	1'32.089 (3)
5	A.RINS	25.689	T.NAKAGAMI	20.557	M.PIRRO	25.066	J.MILLER	20.619	5	J.MIR	1'32.044	1'32.136 (4)
6	F.BAGNAIA	25.694	F.QUARTARARO	20.562	F.QUARTARARO	25.079	M.VIÑALES	20.638	6	J.ZARCO	1'32.097	1'32.364 (7)
7	F.MORBIDELLI	25.731	P.ESPARGARO	20.570	A.RINS	25.096	F.BAGNAIA	20.652	7	M.MARQUEZ	1'32.103	1'32.637 (13)
8	M.MARQUEZ	25.750	M.VIÑALES	20.573	M.VIÑALES	25.117	M.PIRRO	20.653	8	T.NAKAGAMI	1'32.125	1'32.481 (11)
9	J.ZARCO	25.761	F.BAGNAIA	20.575	T.NAKAGAMI	25.118	J.MARTIN	20.654	9	A.RINS	1'32.140	1'32.324 (6)
10	V.ROSSI	25.817	J.ZARCO	20.600	M.MARQUEZ	25.126	A.RINS	20.659	10	M.PIRRO	1'32.156	1'32.432 (10)
11	A.ESPARGARO	25.820	M.PIRRO	20.608	P.ESPARGARO	25.134	F.MORBIDELLI	20.689	11	P.ESPARGAR	1'32.241	1'32.416 (8)
12	M.PIRRO	25.829	B.BINDER	20.635	A.ESPARGARO	25.181	M.MARQUEZ	20.695	12	A.ESPARGAR	1'32.298	1'32.838 (16)
13	S.BRADL	25.851	E.BASTIANINI	20.637	F.MORBIDELLI	25.208	J.ZARCO	20.728	13	S.BRADL	1'32.330	1'32.550 (12)
14	A.MARQUEZ	25.878	I.LECUONA	20.646	J.MARTIN	25.215	T.NAKAGAMI	20.785	14	J.MARTIN	1'32.360	1'32.427 (9)
15	J.MILLER	25.893	L.MARINI	20.666	E.BASTIANINI	25.218	V.ROSSI	20.792	15	F.MORBIDELLI	1'32.484	1'32.644 (14)
16	E.BASTIANINI	25.913	A.RINS	20.696	I.LECUONA	25.256	L.MARINI	20.802	16	E.BASTIANINI	1'32.582	1'33.060 (19)
17	L.MARINI	25.917	S.BRADL	20.699	J.MIR	25.276	S.BRADL	20.805	17	A.MARQUEZ	1'32.807	1'32.807 (15)
18	M.OLIVEIRA	25.925	A.ESPARGARO	20.699	V.ROSSI	25.331	E.BASTIANINI	20.814	18	B.BINDER	1'32.822	1'33.305 (23)
19	P.ESPARGARO	25.928	A.MARQUEZ	20.719	A.MARQUEZ	25.334	A.DOVIZIOSO	20.827	18	V.ROSSI	1'32.822	1'33.053 (18)
20	B.BINDER	25.929	M.OLIVEIRA	20.737	A.DOVIZIOSO	25.384	B.BINDER	20.833	20	L.MARINI	1'32.830	1'33.146 (21)
21	A.DOVIZIOSO	25.962	A.DOVIZIOSO	20.757	M.OLIVEIRA	25.398	D.PETRUCCI	20.865	21	I.LECUONA	1'32.898	1'33.041 (17)
22	J.MARTIN	25.977	D.PETRUCCI	20.842	B.BINDER	25.425	A.MARQUEZ	20.876	22	A.DOVIZIOSO	1'32.930	1'33.074 (20)
23	D.PETRUCCI	26.068	F.MORBIDELLI	20.856	D.PETRUCCI	25.436	M.OLIVEIRA	20.884	23	M.OLIVEIRA	1'32.944	1'33.235 (22)
24	I.LECUONA	26.071	V.ROSSI	20.882	L.MARINI	25.445	I.LECUONA	20.925	24	D.PETRUCCI	1'33.211	1'33.325 (24)

These data/results cannot be reproduced, stored and/or transmitted in whole or in part by any manner of electronic, mechanical, photocopying, recording, broadcasting or otherwise now known or herein after developed without the previous express consent by the copyright owner, except for reproduction in daily press and regular printed publications on sale to the public within 60 days of the event related to those data/results and always provided that copyright symbol appears together as follows below.
© DORNA, 2021





4226 m.

GP OCTO DI SAN MARINO E DELLA RIVIERA DI RIMINI**Free Practice Nr. 3****Fastest Laps Sequence**

<i>Practice Time</i>	 <i>Rider</i>	<i>Nation</i>	<i>Motorcycle</i>	<i>Time</i>	<i>Km/h</i>	<i>Rider's Lap</i>
3'27.930	12 Maverick VIÑALES	SPA	APRILIA	1'35.412	159.4	2
3'30.662	30 Takaaki NAKAGAMI	JPN	HONDA	1'35.271	159.6	2
3'30.851	27 Iker LECUONA	SPA	KTM	1'34.702	160.6	2
4'38.110	63 Francesco BAGNAIA	ITA	DUCATI	1'34.505	160.9	2
4'38.314	51 Michele PIRRO	ITA	DUCATI	1'34.498	160.9	2
5'02.181	12 Maverick VIÑALES	SPA	APRILIA	1'34.251	161.4	3
5'02.395	36 Joan MIR	SPA	SUZUKI	1'33.810	162.1	3
5'04.259	30 Takaaki NAKAGAMI	JPN	HONDA	1'33.597	162.5	3
6'11.492	63 Francesco BAGNAIA	ITA	DUCATI	1'33.382	162.9	3
6'38.366	27 Iker LECUONA	SPA	KTM	1'33.368	162.9	4
7'38.037	20 Fabio QUARTARARO	FRA	YAMAHA	1'33.286	163.0	4
7'44.363	63 Francesco BAGNAIA	ITA	DUCATI	1'32.871	163.8	4
8'09.799	41 Aleix ESPARGARO	SPA	APRILIA	1'32.838	163.8	5
9'16.852	63 Francesco BAGNAIA	ITA	DUCATI	1'32.489	164.4	5
19'41.379	12 Maverick VIÑALES	SPA	APRILIA	1'32.200	165.0	10
33'37.355	20 Fabio QUARTARARO	FRA	YAMAHA	1'31.975	165.4	16
39'08.129	63 Francesco BAGNAIA	ITA	DUCATI	1'31.936	165.4	16

These data/results cannot be reproduced, stored and/or transmitted in whole or in part by any manner of electronic, mechanical, photocopying, recording, broadcasting or otherwise now known or herein after developed without the previous express consent by the copyright owner, except for reproduction in daily press and regular printed publications on sale to the public within 60 days of the event related to those data/results and always provided that copyright symbol appears together as follows below.

© DORNA, 2021

Official MotoGP Timing by TISSOT
www.motogp.com

Misano Adriatico, Saturday, September 18, 2021

