


5513 m.

RED BULL GRAND PRIX OF THE AMERICAS

Free Practice Nr. 2

Classification

6

		Rider	Nation	Team	Motorcycle	Time	Lap Total	Gap	Top Speed
1	25	Raul FERNANDEZ	SPA	Red Bull KTM Ajo	KALEX	2'09.880	12 15		283.4
2	87	Remy GARDNER	AUS	Red Bull KTM Ajo	KALEX	2'10.079	9 11	0.199 0.199	279.7
3	22	Sam LOWES	GBR	Elf Marc VDS Racing Team	KALEX	2'10.534	12 16	0.654 0.455	281.2
4	14	Tony ARBOLINO	ITA	Liqui Moly Intact GP	KALEX	2'10.673	13 13	0.793 0.139	287.2
5	44	Aron CANET	SPA	Inde Aspar Team	BOSCOSCURO	2'10.709	10 14	0.829 0.036	279.0
6	37	Augusto FERNANDEZ	SPA	Elf Marc VDS Racing Team	KALEX	2'10.773	11 14	0.893 0.064	283.4
7	24	Simone CORSI	ITA	MV Agusta Forward Racing	MV AGUSTA	2'10.838	13 14	0.958 0.065	279.0
8	96	Jake DIXON	GBR	Petronas Sprinta Racing	KALEX	2'10.975	14 14	1.095 0.137	281.9
9	72	Marco BEZZECCHI	ITA	SKY Racing Team VR46	KALEX	2'11.026	12 15	1.146 0.051	279.7
10	23	Marcel SCHROTTER	GER	Liqui Moly Intact GP	KALEX	2'11.032	13 13	1.152 0.006	284.9
11	42	Marcos RAMIREZ	SPA	American Racing	KALEX	2'11.140	9 15	1.260 0.108	284.2
12	97	Xavi VIERGE	SPA	Petronas Sprinta Racing	KALEX	2'11.176	12 13	1.296 0.036	284.2
13	79	Ai OGURA	JPN	IDEMITSU Honda Team Asia	KALEX	2'11.210	13 14	1.330 0.034	284.9
14	6	Cameron BEAUBIER	USA	American Racing	KALEX	2'11.255	13 14	1.375 0.045	284.2
15	21	Fabio DI GIANNANTONIO	ITA	Federal Oil Gresini Moto2	KALEX	2'11.264	13 14	1.384 0.009	281.2
16	64	Bo BENDSNEYDER	NED	Pertamina Mandalika SAG Team	KALEX	2'11.302	8 14	1.422 0.038	279.7
17	35	Somkiat CHANTRA	THA	IDEMITSU Honda Team Asia	KALEX	2'11.391	15 15	1.511 0.089	280.5
18	75	Albert ARENAS	SPA	Inde Aspar Team	BOSCOSCURO	2'11.439	11 12	1.559 0.048	278.3
19	55	Hafizh SYAHRIN	MAL	NTS RW Racing GP	NTS	2'11.467	12 13	1.587 0.028	279.7
20	12	Thomas LUTHI	SWI	Pertamina Mandalika SAG Team	KALEX	2'11.505	9 11	1.625 0.038	281.9
21	16	Joe ROBERTS	USA	Italtrans Racing Team	KALEX	2'11.615	13 15	1.735 0.110	280.5
22	70	Barry BALTUS	BEL	NTS RW Racing GP	NTS	2'11.774	12 15	1.894 0.159	276.9
23	11	Nicolò BULEGA	ITA	Federal Oil Gresini Moto2	KALEX	2'11.836	11 13	1.956 0.062	280.5
24	54	Fermin ALDEGUER	SPA	MB Conveyors Speed Up	BOSCOSCURO	2'11.983	10 14	2.103 0.147	281.2
25	9	Jorge NAVARRO	SPA	MB Conveyors Speed Up	BOSCOSCURO	2'12.085	3 4	2.205 0.102	276.9
26	7	Lorenzo BALDASSARRI	ITA	MV Agusta Forward Racing	MV AGUSTA	2'12.135	13 15	2.255 0.050	276.9
27	13	Celestino VIETTI	ITA	SKY Racing Team VR46	KALEX	2'12.624	7 15	2.744 0.489	281.2
28	45	Tetsuta NAGASHIMA	JPN	Italtrans Racing Team	KALEX	2'12.844	8 13	2.964 0.220	282.7
29	40	Hector GARZO	SPA	Flexbox HP40	KALEX	2'13.007	10 13	3.127 0.163	284.2
Not Classified									
	62	Stefano MANZI	ITA	Flexbox HP40	KALEX				

Practice condition: **Dry**Air: **31°**Humidity: **54%**Ground: **41°**

Fastest Lap:	Lap: 12	Raul FERNANDEZ	2'09.880	152.8 Km/h
Best Race Lap:	2017	Franco MORBIDELLI	2'09.948	152.7 Km/h
All Time Lap Record:	2016	Alex RINS	2'08.850	154.0 Km/h

The results are provisional until the end of the limit for protest and appeals.

Time limit for protest expires 30' after publication of the results - Time:

These data/results cannot be reproduced, stored and/or transmitted in whole or in part by any manner of electronic, mechanical, photocopying, recording, broadcasting or otherwise now known or herein after developed without the previous express consent by the copyright owner, except for reproduction in daily press and regular printed publications on sale to the public within 60 days of the event related to those data/results and always provided that copyright symbol appears together as follows below.

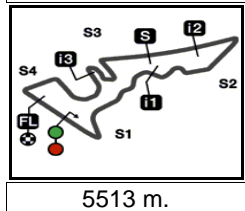
© DORNA, 2021

Official MotoGP Timing by TISSOT
www.motogp.com

Austin, Friday, October 01, 2021

moto2™






RED BULL GRAND PRIX OF THE AMERICAS

Free Practice Nr. 2

Combined Free Practice Times

7

	Rider	Nation	Team	MOTORCYCLE	FP1	FP2	Gap
1	25 R.FERNANDEZ	SPA	Red Bull KTM Ajo	KALEX	2'13.589 13	2'09.880 12	
2	87 R.GARDNER	AUS	Red Bull KTM Ajo	KALEX	2'14.521 13	2'10.079 9	0.199 0.199
3	22 S.LOWES	GBR	Elf Marc VDS Racing Team	KALEX	2'14.704 13	2'10.534 12	0.654 0.455
4	14 T.ARBOLINO	ITA	Liqui Moly Intact GP	KALEX	2'14.370 14	2'10.673 13	0.793 0.139
5	44 A.CANET	SPA	Inde Aspar Team	BOSCOSCURO	2'14.505 10	2'10.709 10	0.829 0.036
6	37 A.FERNANDEZ	SPA	Elf Marc VDS Racing Team	KALEX	2'14.190 14	2'10.773 11	0.893 0.064
7	24 S.CORSI	ITA	MV Agusta Forward Racing	MV AGUSTA	2'16.138 12	2'10.838 13	0.958 0.065
8	96 J.DIXON	GBR	Petronas Sprinta Racing	KALEX	2'14.212 11	2'10.975 14	1.095 0.137
9	72 M.BEZZECCHI	ITA	SKY Racing Team VR46	KALEX	2'15.145 13	2'11.026 12	1.146 0.051
10	23 M.SCHROTTER	GER	Liqui Moly Intact GP	KALEX	2'13.826 9	2'11.032 13	1.152 0.006
11	42 M.RAMIREZ	SPA	American Racing	KALEX	2'13.800 15	2'11.140 9	1.260 0.108
12	97 X.VIERGE	SPA	Petronas Sprinta Racing	KALEX	2'15.100 11	2'11.176 12	1.296 0.036
13	79 A.OGURA	JPN	IDEMITSU Honda Team Asia	KALEX	2'16.198 12	2'11.210 13	1.330 0.034
14	6 C.BEAUBIER	USA	American Racing	KALEX	2'14.338 13	2'11.255 13	1.375 0.045
15	21 F.DI GIANNANTO	ITA	Federal Oil Gresini Moto2	KALEX	2'14.654 13	2'11.264 13	1.384 0.009
16	64 B.BENDSNEYDEI	NED	Pertamina Mandalika SAG Team	KALEX	2'13.786 11	2'11.302 8	1.422 0.038
17	35 S.CHANTRA	THA	IDEMITSU Honda Team Asia	KALEX	2'14.867 15	2'11.391 15	1.511 0.089
18	75 A.ARENAS	SPA	Inde Aspar Team	BOSCOSCURO	2'14.594 13	2'11.439 11	1.559 0.048
19	55 H.SYHRIN	MAL	NTS RW Racing GP	NTS	2'14.453 11	2'11.467 12	1.587 0.028
20	12 T.LUTHI	SWI	Pertamina Mandalika SAG Team	KALEX	2'15.189 11	2'11.505 9	1.625 0.038
21	16 J.ROBERTS	USA	Italtrans Racing Team	KALEX	2'15.826 10	2'11.615 13	1.735 0.110
22	70 B.BALTUS	BEL	NTS RW Racing GP	NTS	2'15.340 13	2'11.774 12	1.894 0.159
23	11 N.BULEGA	ITA	Federal Oil Gresini Moto2	KALEX	2'14.832 14	2'11.836 11	1.956 0.062
24	54 F.ALDEGUER	SPA	MB Conveyors Speed Up	BOSCOSCURO	2'15.924 12	2'11.983 10	2.103 0.147
25	9 J.NAVARRO	SPA	MB Conveyors Speed Up	BOSCOSCURO	2'15.776 5	2'12.085 3	2.205 0.102
26	7 L.BALDASSARRI	ITA	MV Agusta Forward Racing	MV AGUSTA	2'15.325 14	2'12.135 13	2.255 0.050
27	13 C.VIETTI	ITA	SKY Racing Team VR46	KALEX	2'16.593 13	2'12.624 7	2.744 0.489
28	45 T.NAGASHIMA	JPN	Italtrans Racing Team	KALEX	2'15.984 11	2'12.844 8	2.964 0.220
29	40 H.GARZO	SPA	Flexbox HP40	KALEX	2'17.752 13	2'13.007 10	3.127 0.163
	62 S.MANZI	ITA	Flexbox HP40	KALEX			

Pole Position Record:	2016	Alex RINS	2'08.850	154.0 Km/h
Best Race Lap:	2017	Franco MORBIDELLI	2'09.948	152.7 Km/h
All Time Lap Record:	2016	Alex RINS	2'08.850	154.0 Km/h

The results are provisional until the end of the limit for protest and appeals.

Time limit for protest expires 60' after publication of the results - Time:

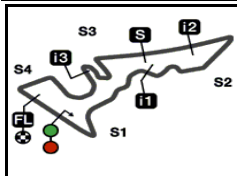
These data/results cannot be reproduced, stored and/or transmitted in whole or in part by any manner of electronic, mechanical, photocopying, recording, broadcasting or otherwise now known or herein after developed without the previous express consent by the copyright owner, except for reproduction in daily press and regular printed publications on sale to the public within 60 days of the event related to those data/results and always provided that copyright symbol appears together as follows below.

© DORNA, 2021

Official MotoGP Timing by TISSOT
www.motogp.com

Austin, Friday, October 01, 2021





5513 m.

RED BULL GRAND PRIX OF THE AMERICAS

Free Practice Nr. 2

Top Speed & Average

8



Rider	Nation	Motorcycle	Top 5 speeds					Average	Top
14 Tony ARBOLINO	ITA	KALEX	287.2	284.9	284.2	283.4	283.4	284.4	287.2
23 Marcel SCHROTTER	GER	KALEX	284.9	282.7	281.2	281.2	281.2	282.2	284.9
79 Ai OGURA	JPN	KALEX	284.9	281.2	279.7	279.7	279.0	280.4	284.9
6 Cameron BEAUBIER	USA	KALEX	284.2	281.9	281.9	281.2	281.2	281.9	284.2
40 Hector GARZO	SPA	KALEX	284.2	284.2	283.4	283.4	283.4	283.7	284.2
42 Marcos RAMIREZ	SPA	KALEX	284.2	281.2	281.2	280.5	279.7	281.4	284.2
97 Xavi VIERGE	SPA	KALEX	284.2	280.5	279.7	279.7	279.0	280.4	284.2
25 Raul FERNANDEZ	SPA	KALEX	283.4	283.4	282.7	282.7	281.2	282.0	283.4
37 Augusto FERNANDEZ	SPA	KALEX	283.4	283.4	281.9	281.9	281.2	282.0	283.4
45 Tetsuta NAGASHIMA	JPN	KALEX	282.7	280.5	279.7	277.6	277.6	279.3	282.7
12 Thomas LUTHI	SWI	KALEX	281.9	281.2	278.3	276.9	276.2	278.1	281.9
96 Jake DIXON	GBR	KALEX	281.9	280.5	279.0	279.0	279.0	279.9	281.9
13 Celestino VIETTI	ITA	KALEX	281.2	281.2	280.5	279.7	279.0	280.3	281.2
21 Fabio DI GIANNANTONIO	ITA	KALEX	281.2	281.2	279.7	279.7	279.7	280.3	281.2
22 Sam LOWES	GBR	KALEX	281.2	281.2	280.5	279.7	279.7	280.5	281.2
54 Fermín ALDEGUER	SPA	BOSCOSCURO	281.2	280.5	280.5	279.7	279.0	279.7	281.2
11 Nicolò BULEGA	ITA	KALEX	280.5	279.7	279.0	278.3	278.3	279.0	280.5
16 Joe ROBERTS	USA	KALEX	280.5	279.7	278.3	277.6	277.6	278.6	280.5
35 Somkiat CHANTRA	THA	KALEX	280.5	279.7	279.0	278.3	277.6	278.5	280.5
55 Hafizh SYHRIN	MAL	NTS	279.7	278.3	277.6	276.9	276.9	277.6	279.7
64 Bo BENDSNEYDER	NED	KALEX	279.7	279.0	279.0	278.3	278.3	278.9	279.7
72 Marco BEZZECCHI	ITA	KALEX	279.7	279.0	279.0	278.3	278.3	278.7	279.7
87 Remy GARDNER	AUS	KALEX	279.7	279.7	279.0	278.3	277.6	278.9	279.7
24 Simone CORSI	ITA	MV AGUSTA	279.0	277.6	276.9	276.2	275.5	277.0	279.0
44 Aron CANET	SPA	BOSCOSCURO	279.0	278.3	278.3	277.6	276.9	278.0	279.0
75 Albert ARENAS	SPA	BOSCOSCURO	278.3	278.3	278.3	277.6	277.6	278.0	278.3
7 Lorenzo BALDASSARRI	ITA	MV AGUSTA	276.9	276.9	276.2	276.2	275.5	276.2	276.9
9 Jorge NAVARRO	SPA	BOSCOSCURO	276.9	276.9	276.2			276.7	276.9
70 Barry BALTUS	BEL	NTS	276.9	276.2	275.5	274.8	274.1	275.3	276.9

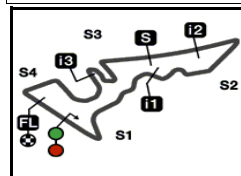
These data/results cannot be reproduced, stored and/or transmitted in whole or in part by any manner of electronic, mechanical, photocopying, recording, broadcasting or otherwise now known or herein after developed without the previous express consent by the copyright owner, except for reproduction in daily press and regular printed publications on sale to the public within 60 days of the event related to those data/results and always provided that copyright symbol appears together as follows below.

© DORNA, 2021

Official MotoGP Timing by TISSOT
www.motogp.com

Austin, Friday, October 01, 2021





5513 m.

RED BULL GRAND PRIX OF THE AMERICAS

Free Practice Nr. 2

Chronological Analysis of Performances

9

* Lap / Sector time cancelled

T1 Time from finish line to 1st intermediate

T3 Time from 2nd intermed. to 3rd intermed.

P Crossing the finish line in pit lane

T2 Time from 1st intermed. to 2nd intermed.

T4 Time from 3rd intermediate to finish line

Lap	Lap Time	T1	T2	T3	T4	Speed	Lap	Lap Time	T1	T2	T3	T4	Speed		
1st	25	Raul FERNANDEZ Red Bull KTM Ajo SPA						13	2'18.711	*	43.48*	33.094	32.728	29.401	277.6
		Runs=1	Total laps=15	Full laps=11			14	2'11.028		36.860	32.115	32.639	29.414	277.6	
1	3'12.915	37.300	33.482	33.072	29.884	277.6	15	2'10.721		36.954	32.136	32.332	29.299	277.6	
2	2'13.287	37.232	32.445	33.927	29.683	281.2	16	2'10.650		36.865	32.051	32.295	29.439	278.3	
3	2'11.522	37.197	32.291	32.671	29.363	281.2									
4	2'11.762	37.332	32.228	32.752	29.450	281.2	4th	14	Tony ARBOLINO Liqui Moly Intact GP ITA						
5	2'10.876	36.798	32.237	32.485	29.356	283.4			Runs=1	Total laps=13	Full laps=10				
6	2'20.763	44.064	33.015	33.100	30.584	282.7	1	3'09.001	35.940	33.210	33.594	30.098	281.2		
7	2'11.009	36.880	32.144	32.599	29.386	282.7	2	2'12.703	37.515	32.356	33.029	29.803	283.4		
8	2'20.832	P 37.988	32.890	34.254	35.700	278.3	3	2'12.447	37.432	32.146	32.913	29.956	282.7		
9	9'46.514	37.983	33.150	33.246	29.498	275.5	4	2'12.136	37.373	32.218	32.793	29.752	283.4		
10	2'16.955	37.123	32.562	37.496	29.774	258.9	5	2'11.627	37.082	32.113	32.799	29.633	283.4		
11	2'10.433	36.886	31.872	32.472	29.203	279.7	6	2'19.891	37.159	32.751	37.321	32.660	280.5		
12	2'09.880	36.765	31.789	32.200	29.126	281.2	7	2'18.394	P 37.098	32.527	33.096	35.673	281.2		
13	2'22.956	* 45.52*	33.854	33.533	30.048	279.0	8	13'08.135	45.353	36.260	34.926	31.761	279.7		
14	2'11.350	36.789	31.879	33.491	29.191	283.4	9	2'11.743	37.190	31.906	33.018	29.629	284.9		
15	2'10.848	37.137	32.012	32.399	29.300	281.2	10	2'12.117	37.666	32.042	32.719	29.690	280.5		
							11	2'24.866	36.970	36.156	35.515	36.225	276.2		
2nd	87	Remy GARDNER Red Bull KTM Ajo AUS						12	2'10.686	36.925	31.788	32.660	29.313	284.2	
		Runs=1	Total laps=11	Full laps=7			13	2'10.673	36.550	31.981	32.740	29.402	287.2		
1	2'44.103	39.286	34.277	37.351	35.019	274.8									
2	2'12.424	37.830	32.454	32.902	29.238	279.7	5th	44	Aron CANET Inde Aspar Team SPA						
3	2'12.563	37.272	32.538	32.911	29.842	279.0			Runs=2	Total laps=14	Full laps=9				
4	2'33.693	37.768	39.476	40.282	36.167	259.6	1	3'00.432	36.816	33.232	33.585	29.793	274.8		
5	2'11.334	* 37.090	32.146*	32.716	29.382	279.7	2	2'13.126	37.610	32.770	33.168	29.578	276.2		
6	2'30.357	P 37.345	38.186	39.438	35.388	219.0	3	2'12.257	37.295	32.563	32.918	29.481	276.2		
7	17'50.144	42.584	34.665	33.899	29.697	270.6	4	2'21.715	37.299	32.557	42.211	29.648	276.9		
8	2'11.139	37.425	32.203	32.614	28.897	276.2	5	2'12.464	37.207	32.848	32.764	29.645	279.0		
9	2'10.079	36.892	31.770	32.472	28.945	276.9	6	2'12.438	37.344	32.587	32.906	29.601	278.3		
10	2'10.366	36.910	31.788	32.500	29.168	277.6	7	2'11.999	37.257	32.380	32.879	29.483	278.3		
11	2'10.743	36.992	32.063	32.498	29.190	278.3	8	2'33.020	P 42.337	37.980	34.198	38.505	272.7		
							9	11'48.688	37.601	32.570	34.149	29.348	266.6		
3rd	22	Sam LOWES Elf Marc VDS Racing GBR						10	2'10.709	36.942	32.014	32.552	29.201	276.2	
		Runs=1	Total laps=16	Full laps=11			11	2'15.609	* 39.63*	33.722	33.015	29.236	275.5		
1	3'06.531	37.833	33.131	33.678	30.038	278.3	12	2'10.754	36.769	31.937	32.739	29.309	277.6		
2	2'13.199	37.961	32.514	33.064	29.660	279.7	13	2'10.915	36.917	32.040	32.637	29.321	276.2		
3	2'11.736	37.214	32.162	32.850	29.510	281.2	14	2'49.921	P 46.29*	39.915	41.267	42.443	185.5		
4	2'21.512	45.548	32.996	33.234	29.734	277.6									
5	2'12.412	37.256	32.378	32.919	29.859	280.5	6th	37	Augusto FERNAND Elf Marc VDS Racing SPA						
6	2'11.608	37.195	32.330	32.711	29.372	281.2			Runs=1	Total laps=14	Full laps=10				
7	2'20.896	* 37.411	40.201*	33.683	29.601	277.6	1	3'02.966	41.548	34.013	35.153	32.697	279.0		
8	2'11.614	37.235	32.292	32.619	29.468	279.7	2	2'15.049	38.179	33.197	33.878	29.795	281.2		
9	2'21.474	P 37.073	32.588	33.304	38.509	278.3	3	2'13.134	37.727	32.740	33.096	29.571	281.9		
10	7'19.906	37.087	32.939	33.255	29.749	270.6	4	2'12.529	37.353	32.604	32.893	29.679	283.4		
11	2'11.356	37.127	32.191	32.609	29.429	277.6	5	2'13.330	37.771	32.835	33.070	29.654	283.4		
12	2'10.534	36.920	31.780	32.593	29.241	277.6	6	2'12.441	37.493	32.472	32.842	29.634	281.9		

Fastest Lap: Raul FERNANDEZ Red Bull KTM Ajo SPA 2'09.880 36.765 31.789 32.200 29.126

These data/results cannot be reproduced, stored and/or transmitted in whole or in part by any manner of electronic, mechanical, photocopying, recording, broadcasting or otherwise now known or herein after developed without the previous express consent by the copyright owner, except for reproduction in daily press and regular printed publications on sale to the public within 60 days of the event related to those data/results and always provided that copyright symbol appears together as follows below.
© DORNA, 2021

Free Practice Nr. 2

Moto2

Lap	Lap Time	T1	T2	T3	T4	Speed	Lap	Lap Time	T1	T2	T3	T4	Speed
7	2'11.785	37.248	32.473	32.615	29.449	281.2	12	2'11.026	36.915	32.187	32.607	29.317	274.8
8	2'18.773 P	37.738	32.699	32.870	35.466	281.2	13	2'30.710 *	49.23*	35.892	35.392	30.187	264.7
9	11'00.111	39.237	33.544	33.074	29.795	279.7	14	2'11.198	36.994	32.174	32.635	29.395	277.6
10	2'11.287	37.077	32.571	32.501	29.138	279.0	15	2'11.128	36.972	32.058	32.656	29.442	277.6
11	2'10.773	36.969	32.181	32.440	29.183	279.0	10th 23 Marcel SCHROTTE Liqui Moly Intact GP GER						
12	2'12.522	37.626	32.787	32.654	29.455	276.2	Runs=1 Total laps=13 Full laps=8						
13	2'13.033	36.989	32.276	32.334	31.434	279.7	1	3'24.810	38.449	33.653	34.499	30.396	278.3
14	2'14.883 *	37.023	32.538	32.342	32.980*	279.0	2	2'13.596 *	37.905	32.791*	33.070	29.830	279.7
7th 24 Simone CORSI MV Agusta Forward R ITA							3	2'13.363	37.562	32.526	33.438	29.837	279.7
Runs=1 Total laps=14 Full laps=10							4	2'12.851	37.630	32.414	32.968	29.839	279.7
1	2'35.528	39.450	33.956	34.657	30.836	272.0	5	2'12.546	37.691	32.385	32.698	29.772	280.5
2	2'20.147	38.906	33.867	36.024	31.350	262.7	6	2'12.357	37.484	32.445	32.726	29.702	281.2
3	2'13.552	38.008	32.853	32.947	29.744	279.0	7	2'23.140 P	40.466	33.434	34.085	35.155	277.6
4	2'17.437	37.733	34.068	34.175	31.461	276.9	8	12'53.808	40.067	34.609	33.760	31.293	270.6
5	2'12.773	37.469	32.408	33.024	29.872	272.7	9	2'11.382	37.191	32.117	32.601	29.473	280.5
6	2'17.531	38.659	33.126	33.178	32.568	276.2	10	2'11.386	37.119	32.163	32.548	29.556	282.7
7	2'12.652	37.526	32.348	32.955	29.823	277.6	11	2'22.546 *	39.04*	32.553	35.072	35.880*	281.2
8	2'24.402 P	38.034	33.418	34.318	38.632	270.6	12	2'11.264	37.280	32.159	32.463	29.362	284.9
9	11'02.574	49.482	34.218	34.650	31.693	266.6	13	2'11.032	36.951	32.133	32.604	29.344	281.2
10	2'13.349	37.833	32.963	33.065	29.488	269.3	11th 42 Marcos RAMIREZ American Racing SPA						
11	2'10.910	36.941	32.075	32.560	29.334	274.1	Runs=2 Total laps=15 Full laps=11						
12	2'14.319	39.310	32.601	32.835	29.573	273.4	1	2'27.026	37.431	33.666	33.814	29.903	279.7
13	2'10.838	36.884	32.127	32.467	29.360	275.5	2	2'13.240	37.844	32.758	33.048	29.590	284.2
14	2'15.935 *	37.955	33.637*	33.724	30.619	274.8	3	2'12.205	37.518	32.405	32.843	29.439	279.0
8th 96 Jake DIXON Petronas Sprinta Raci GBR							4	2'23.243	37.331	32.572	39.035	34.305	278.3
Runs=1 Total laps=14 Full laps=10							5	2'14.657	39.192	32.678	33.024	29.763	277.6
1	2'40.863	38.122	33.849	36.990	31.637	277.6	6	2'20.464 P	37.528	32.524	35.079	35.333	265.3
2	2'14.210	38.134	32.870	33.227	29.979	281.9	7	9'20.745	36.927	32.970	32.998	29.554	276.9
3	2'13.807	37.860	32.775	33.199	29.973	276.2	8	2'11.254	37.267	32.184	32.573	29.230	278.3
4	2'33.086 *	37.933	33.448	41.293	40.412*	276.2	9	2'11.140	37.313	32.098	32.487	29.242	277.6
5	2'14.899	39.316	32.817	33.001	29.765	280.5	10	2'16.858	40.529	33.536	33.249	29.544	279.0
6	2'12.239	37.428	32.353	32.784	29.674	279.0	11	2'19.689	40.047	36.523	33.712	29.407	270.6
7	2'12.989	37.465	32.961	32.787	29.776	279.0	12	2'16.070	37.134	32.150	32.903	33.883	281.2
8	2'18.392 P	37.375	32.535	32.795	35.687	279.0	13	2'11.286	37.149	32.261	32.616	29.260	280.5
9	10'26.743	44.474	33.956	35.213	30.128	272.7	14	2'11.157	37.165	32.229	32.446	29.317	281.2
10	2'17.644	37.392	34.017	33.276	32.959	274.1	15	2'35.002 P	44.378	34.918	35.628	40.078	255.9
11	2'11.138	37.264	32.123	32.477	29.274	277.6	12th 97 Xavi VIERGE Petronas Sprinta Raci SPA						
12	2'15.004	40.578	32.175	32.794	29.457	276.9	Runs=1 Total laps=13 Full laps=10						
13	2'18.129	36.965	31.964	38.880	30.320	278.3	1	3'03.800	41.489	34.944	36.227	35.628	246.5
14	2'10.975	37.071	32.211	32.376	29.317	278.3	2	2'13.915	38.199	32.522	33.418	29.776	284.2
9th 72 Marco BEZZECCHI SKY Racing Team VR ITA							3	2'12.997	37.806	32.618	32.894	29.679	279.0
Runs=1 Total laps=15 Full laps=11							4	2'12.630	37.680	32.448	32.769	29.733	279.0
1	2'23.454	38.306	34.453	34.707	30.912	274.1	5	2'12.593	37.521	32.489	32.759	29.824	280.5
2	2'13.534	37.805	32.774	33.174	29.781	278.3	6	2'21.559 P	37.551	32.366	32.846	38.796	279.7
3	2'11.879	37.249	32.126	32.904	29.600	278.3	7	13'40.222	40.551	33.700	33.735	29.849	266.6
4	2'38.553	37.101	39.119	38.036	44.297	270.6	8	2'12.023	37.512	32.187	32.813	29.511	276.2
5	2'12.574	37.517	32.441	32.941	29.675	278.3	9	2'11.433	37.219	32.108	32.653	29.453	276.9
6	2'21.984	43.237	35.753	33.144	29.850	279.7	10	2'19.656	37.324	37.464	34.789	30.079	268.6
7	2'12.202	37.343	32.348	32.922	29.589	278.3	11	2'13.698	37.361	32.144	33.377	30.816	276.9
8	2'28.607 P	42.25*	34.432	33.452	38.471	279.0	12	2'11.176	37.398	31.963	32.406	29.409	277.6
9	8'43.360	38.201	35.351	35.479	30.956	262.1	13	2'22.169	37.338	32.042	40.780	32.009	279.7
10	2'12.172	37.358	32.337	32.949	29.528	276.2	Fastest Lap: Raul FERNANDEZ Red Bull KTM Ajo SPA 2'09.880 36.765 31.789 32.200 29.126						
11	2'11.195	37.031	32.230	32.571	29.363	279.0	These data/results cannot be reproduced, stored and/or transmitted in whole or in part by any manner of electronic, mechanical, photocopying, recording, broadcasting or otherwise now known or herein after developed without the previous express consent by the copyright owner, except for reproduction in daily press and regular printed publications on sale to the public within 60 days of the event related to those data/results and always provided that copyright symbol appears together as follows below.						

© DORNA, 2021



Free Practice Nr. 2

Moto2

Lap	Lap Time	T1	T2	T3	T4	Speed	Lap	Lap Time	T1	T2	T3	T4	Speed	
13th	79	Ai OGURA IDEMITSU Honda Te JPN					4	2'17.302	38.752	35.302	33.424	29.824		276.9
		Runs=1	Total laps=14	Full laps=9		5	2'27.375 P	37.417	37.680	34.050	38.228		272.7	
1	2'46.482	39.184	33.923	34.665	30.361	276.9	6	11'49.461	37.637	33.023	33.440	29.649	271.3	
2	2'14.226	38.244	32.818	33.381	29.783	284.9	7	2'11.963	37.258	32.326	32.976	29.403	272.7	
3	2'13.232	37.671	32.562	33.320	29.679	281.2	8	2'11.302	36.978	32.239	32.764	29.321	274.1	
4	2'24.437	37.601	35.407	35.492	35.937	267.3	9	2'22.149 *	45.96*	32.718	33.944	29.519	276.2	
5	2'13.245	37.619	32.733	33.065	29.828	279.0	10	2'11.418	37.047	32.238	32.710	29.423	279.7	
6	2'12.433	37.504	32.589	32.813	29.527	279.7	11	2'16.757	42.051	32.416	32.899	29.391	278.3	
7	2'15.391 *	37.23*	33.715	34.192	30.248	258.9	12	2'17.323	42.868	32.204	32.839	29.412	278.3	
8	2'23.734 P	37.512	32.492	37.200	36.530	279.0	13	2'20.719	42.350	32.298	35.595	30.476	276.2	
9	11'59.934 *	45.234	34.768	34.870	31.475*	272.0	14	2'15.229 *	37.071	32.439	33.007	32.712*	279.0	
10	2'11.512	37.167	32.275	32.723	29.347	277.6	17th 35 Somkiat CHANTRA IDEMITSU Honda Te THA							
11	2'22.719	36.953	32.565	43.826	29.375	274.8		Runs=1	Total laps=15	Full laps=11				
12	2'10.759 *	36.988	32.099*	32.478	29.194	279.7	1	2'48.060	38.194	33.640	34.022	30.305	277.6	
13	2'11.210	37.138	32.207	32.472	29.393	279.0	2	2'13.678	38.032	32.853	32.973	29.820	279.7	
14	2'19.929	38.587	34.336	37.052	29.954	274.1	3	2'12.569	37.443	32.378	33.008	29.740	280.5	
14th	6	Cameron BEAUBIE American Racing USA					4	2'18.191	37.593	32.475	38.106	30.017	278.3	
		Runs=1	Total laps=14	Full laps=9		5	2'14.805 *	38.393	33.493*	33.144	29.775	277.6		
1	2'46.260	39.425	33.926	34.540	30.697	274.1	6	2'17.760	37.407	32.943	37.680	29.730	274.1	
2	2'14.220	38.204	32.766	33.414	29.836	281.2	7	2'12.765	37.402	32.799	32.986	29.578	277.6	
3	2'14.460	37.751	32.586	34.297	29.826	281.2	8	2'13.486	37.342	32.509	32.951	30.684	277.6	
4	2'12.973	37.333	32.462	33.084	30.094	281.9	9	2'20.936 P	37.496	32.878	33.979	36.583	274.8	
5	2'16.022	37.849	32.543	34.909	30.721	284.2	10	9'47.891	42.042	37.293	35.731	30.506	260.8	
6	2'12.799	37.411	32.317	33.147	29.924	281.2	11	2'13.421	37.620	32.655	33.641	29.505	272.0	
7	2'18.844 *	37.592	32.384	33.525	35.343*	274.1	12	2'20.886	37.187	34.079	39.715	29.905	274.8	
8	2'21.257 P	37.537	33.329	33.923	36.468	274.1	13	2'19.674	37.516	32.440	38.857	30.861	276.9	
9	10'31.628 *	40.644	33.944	34.155	32.831*	267.9	14	2'11.917	37.252	32.340	32.749	29.576	279.0	
10	2'15.803 *	37.205	32.085	33.269	33.244*	274.8	15	2'11.391	37.167	32.102	32.603	29.519	276.2	
11	2'11.623	37.227	32.153	32.586	29.657	281.9	18th 75 Albert ARENAS Inde Aspar Team SPA							
12	2'13.610	39.154	32.154	32.897	29.405	279.0		Runs=1	Total laps=12	Full laps=8				
13	2'11.255	36.942	31.942	32.794	29.577	276.9	1	2'44.491	37.994	33.874	37.873	33.775	276.2	
14	2'18.113	39.887	32.351	33.433	32.442	279.7	2	2'15.492	38.676	33.044	33.720	30.052	278.3	
15th	21	Fabio DI GIANNANT Federal Oil Gresini M ITA					3	2'13.755	37.952	32.779	33.155	29.869	276.2	
		Runs=1	Total laps=14	Full laps=10		4	2'12.422	37.146	32.395	33.189	29.692	278.3		
1	3'00.752	37.205	33.482	33.639	29.906	279.7	5	2'17.057	37.367	32.837	36.770	30.083	270.6	
2	2'13.052	37.661	32.647	33.148	29.596	281.2	6	2'18.699 P	37.328	32.707	33.319	35.345	278.3	
3	2'12.728	37.443	32.556	33.168	29.561	278.3	7	16'41.607 *	55.625	37.612	37.387	31.623*	264.0	
4	2'12.097	37.105	32.327	32.822	29.843	281.2	8	2'12.811	37.332	32.294	33.394	29.791	276.9	
5	2'20.203	37.478	32.564	32.949	37.212	279.7	9	2'12.002	37.097	32.276	32.973	29.656	277.6	
6	2'12.866	37.279	32.488	33.186	29.913	279.7	10	2'15.639	37.509	35.077	33.606	29.447	268.6	
7	2'12.244	37.348	32.328	32.949	29.619	279.0	11	2'11.439	37.126	32.065	32.894	29.354	277.6	
8	2'17.162 P	37.025	32.326	32.931	34.880	278.3	12	2'27.965 *	37.277	40.733*	40.005	29.950	265.3	
9	11'02.421	38.138	38.186	34.872	30.001	266.6	19th 55 Hafizh SYAHRIN NTS RW Racing GP MAL							
10	2'15.050 *	37.199	32.443	33.313	32.095*	277.6		Runs=1	Total laps=13	Full laps=7				
11	2'11.709	37.125	32.261	32.855	29.468	278.3	1	2'23.757	39.552	34.238	33.461	30.460	276.2	
12	2'11.778	37.100	32.396	32.863	29.419	276.9	2	2'13.503	37.907	32.596	33.223	29.777	279.7	
13	2'11.264	37.062	32.078	32.647	29.477	276.9	3	2'12.180	37.426	32.095	32.879	29.780	278.3	
14	2'11.558	37.103	32.164	32.848	29.443	277.6	4	2'39.148 *	37.417	33.809	41.760	46.162*	204.5	
16th	64	Bo BENDSNEYDER Pertamina Mandalika NED					5	2'13.653	37.774	32.830	33.272	29.777	276.9	
		Runs=1	Total laps=14	Full laps=9		6	2'12.542	37.447	32.454	32.898	29.743	276.9		
1	3'01.753	46.404	36.451	34.018	29.966	275.5	7	2'40.834 P	48.34*	36.981	37.820	37.684	241.6	
2	2'13.115	37.739	32.564	33.153	29.659	279.0	8	13'03.125	43.826	36.515	35.480	29.747	261.5	
3	2'12.840	37.337	32.737	33.019	29.747	277.6	9	2'11.540	37.156	32.165	32.784	29.435	276.9	

Fastest Lap: Raul FERNANDEZ Red Bull KTM Ajo SPA **2'09.880** 36.765 31.789 32.200 29.126

These data/results cannot be reproduced, stored and/or transmitted in whole or in part by any manner of electronic, mechanical, photocopying, recording, broadcasting or otherwise now known or herein after developed without the previous express consent by the copyright owner, except for reproduction in daily press and regular printed publications on sale to the public within 60 days of the event related to those data/results and always provided that copyright symbol appears together as follows below.
© DORNA, 2021



Free Practice Nr. 2

Moto2

Lap	Lap Time	T1	T2	T3	T4	Speed	Lap	Lap Time	T1	T2	T3	T4	Speed			
23rd 11 Nicolò BULEGA Federal Oil Gresini M ITA							Runs=1 Total laps=13 Full laps=9									
10	2'21.011 *	44.311*	34.020	32.922	29.759	277.6	1	2'49.364	39.787	33.670	33.457	29.887	274.8			
11	2'25.351	44.386	36.359	35.090	29.516	268.6	2	2'13.081	37.791	32.719	32.964	29.607	279.0			
12	2'11.467	37.225	32.017	32.645	29.580	276.9	3	2'12.899	37.640	32.484	33.192	29.583	278.3			
13	2'33.178 *	49.981*	36.538	35.900	30.760	254.1	4	2'12.588	37.398	32.350	33.011	29.829	279.7			
20th 12 Thomas LUTHI Pertamina Mandalika SWI							Runs=1 Total laps=11 Full laps=8									
1	2'40.511	37.518	34.112	35.458	31.189	275.5	5	2'12.899	37.546	32.613	33.069	29.671	280.5			
2	2'14.959	38.115	33.031	33.808	30.005	276.9	6	2'22.760	42.913	35.989	33.982	29.876	263.4			
3	2'14.100	38.024	32.967	33.353	29.756	281.2	7	2'22.604 P	37.232	32.344	33.669	39.359	278.3			
4	2'19.105 P	37.630	33.538	33.883	34.054	281.9	8	14'24.355	39.363	33.089	33.691	32.405	275.5			
5	17'30.626	39.110	33.678	33.903	29.880	270.6	9	2'12.113	37.464	32.190	33.014	29.445	275.5			
6	2'12.524	37.660	32.477	32.853	29.534	275.5	10	2'15.489	37.377	32.362	35.566	30.184	277.6			
7	2'11.885	37.406	32.192	32.791	29.496	276.2	11	2'11.836	37.112	32.320	32.845	29.559	278.3			
8	2'13.718	37.462	32.297	34.224	29.735	276.2	12	2'18.638 *	41.39*	33.858	33.357	30.024	275.5			
9	2'11.505	37.219	32.106	32.781	29.399	276.2	13	2'12.300	37.372	32.379	32.979	29.570	276.9			
10	2'13.714	37.279	32.316	34.212	29.907	278.3	24th 54 Fermín ALDEGUER MB Conveyors Speed SPA									
11	2'15.317	37.351	32.427	35.096	30.443	275.5	Runs=1 Total laps=14 Full laps=7									
21st 16 Joe ROBERTS Italtrans Racing Team USA							Runs=1 Total laps=15 Full laps=11									
1	2'51.544	40.203	33.897	34.065	30.198	276.9	1	2'41.845	38.767	35.364	39.501	31.986	262.7			
2	2'14.055	38.019	32.891	33.195	29.950	280.5	2	2'14.262 *	38.168	32.896*	33.340	29.858	279.0			
3	2'13.553	38.020	32.603	33.123	29.807	279.7	3	2'13.706	38.161	32.570	33.232	29.743	281.2			
4	2'17.589	38.032	33.293	35.906	30.358	278.3	4	2'29.748	37.915	32.838	41.662	37.333	279.0			
5	2'13.468	37.744	32.903	33.106	29.715	277.6	5	2'12.782	37.655	32.576	32.953	29.598	279.7			
6	2'12.682	37.396	32.508	33.057	29.721	275.5	6	2'29.412	48.892	34.808	34.999	30.713	279.0			
7	2'12.373	37.247	32.400	33.007	29.719	276.2	7	2'22.487 P	38.249	34.164	34.520	35.554	276.2			
8	2'22.557 P	37.707	34.014	34.326	36.510	274.1	8	11'47.045	40.804	33.592	46.760	34.900	272.0			
9	10'03.711	38.068	33.432	33.571	29.709	270.0	9	2'15.156	37.675	32.796	33.458	31.227	276.2			
10	2'11.909 *	37.206	32.417*	32.806	29.480	273.4	10	2'11.983	37.474	32.259	32.774	29.476	280.5			
11	2'14.940	37.085	35.110	33.029	29.716	275.5	11	2'15.484 *	38.79*	33.695	33.225	29.769	280.5			
12	2'11.873	37.186	32.474	32.674	29.539	276.2	12	2'19.285 *	37.816	36.811*	34.935	29.723*	269.3			
13	2'11.615	37.077	32.354	32.753	29.431	276.9	13	2'18.359 *	37.498	32.641	35.938	32.282*	276.9			
14	2'21.019	37.414	39.843	33.705	30.057	277.6	14	2'12.468	37.556	32.370	32.919	29.623	279.0			
15	2'11.815	37.254	32.251	32.832	29.478	277.6	25th 9 Jorge NAVARRO MB Conveyors Speed SPA									
22nd 70 Barry BALTUS NTS RW Racing GP BEL							Runs=1 Total laps=15 Full laps=9									
1	2'26.078	37.480	34.432	33.983	30.011	272.0	Runs=1 Total laps=4 Full laps=2									
2	2'14.659 *	38.241	32.955*	33.705	29.758	273.4	1	2'22.441	37.585	33.645	33.333	29.769	276.2			
3	2'13.223	37.524	32.665	33.338	29.696	275.5	2	2'13.128	37.786	32.596	33.041	29.705	276.9			
4	2'22.012	37.629	32.828	37.498	34.057	273.4	3	2'12.085	37.364	32.315	32.827	29.579	276.9			
5	2'14.823 *	38.020	33.378*	33.605	29.820	268.6	4	14'22.199 P	37.282	26th 7 Lorenzo BALDA MV Agusta Forward R ITA						
6	2'12.665	37.412	32.538	33.001	29.714	276.2	Runs=1 Total laps=15 Full laps=11									
7	2'12.894	37.257	32.648	33.261	29.728	272.7	1	2'27.611	37.423	33.565	33.904	30.253	276.9			
8	2'13.463	37.275	33.026	33.263	29.899	272.7	2	2'13.907 *	37.936	32.694*	33.351	29.926	276.2			
9	2'21.040 P	37.739	34.120*	34.715	34.466	251.1	3	2'13.538	37.756	32.596	33.354	29.832	275.5			
10	9'20.491 *	36.685	34.737	33.353	29.577*	273.4	4	2'32.143	45.081	36.676	38.393	31.993	256.5			
11	2'12.618	37.533	32.454	33.123	29.508	272.7	5	2'13.365	38.079	32.457	33.126	29.703	276.9			
12	2'11.774	37.080	32.368	32.931	29.395	274.1	6	2'13.557	37.587	32.776	33.222	29.972	272.7			
13	2'15.787	37.429	32.407	33.388	32.563	274.1	7	2'13.812	37.794	32.772	33.286	29.960	272.7			
14	2'11.995	37.114	32.398	33.115	29.368	274.8	8	2'13.415	37.720	32.408	33.340	29.947	272.0			
15	2'13.406 *	37.101	32.423	33.697	30.185*	276.9	9	2'24.005 P	40.971	33.847	33.346	35.841	270.6			
							10	9'01.317	38.724	34.623	33.849	31.223	267.9			
							11	2'26.293	37.232	32.245	37.067	39.749	276.2			
							12	2'28.032	42.510	36.219	39.223	30.080	250.0			
							13	2'12.135	37.338	32.217	32.941	29.639	275.5			
							14	2'13.978	39.315	32.100	32.973	29.590	274.1			

Fastest Lap: Raul FERNANDEZ Red Bull KTM Ajo SPA **2'09.880** 36.765 31.789 32.200 29.126

These data/results cannot be reproduced, stored and/or transmitted in whole or in part by any manner of electronic, mechanical, photocopying, recording, broadcasting or otherwise now known or herein after developed without the previous express consent by the copyright owner, except for reproduction in daily press and regular printed publications on sale to the public within 60 days of the event related to those data/results and always provided that copyright symbol appears together as follows below.
© DORNA, 2021

Official MotoGP Timing by TISSOT
www.motogp.com

Austin, Friday, October 01, 2021

Page 4 of 5



Free Practice Nr. 2

Moto2

Lap	Lap Time	T1	T2	T3	T4	Speed	Lap	Lap Time	T1	T2	T3	T4	Speed
-----	----------	----	----	----	----	-------	-----	----------	----	----	----	----	-------

15	2'12.311	37.263	32.186	32.880	29.982	274.8							
----	----------	--------	--------	--------	--------	-------	--	--	--	--	--	--	--

27th 13 **Celestino VIETTI** SKY Racing Team VR ITA
Runs=1 Total laps=15 Full laps=12

1	2'51.027	38.387	33.515	33.483	30.108	281.2							
2	2'14.001	38.019	32.771	33.167	30.044	279.7							
3	2'13.580	37.907	32.828	33.022	29.823	279.0							
4	2'21.297	37.996	32.806	34.262	36.233	277.6							
5	2'19.749	44.266	32.659	32.920	29.904	277.6							
6	2'13.301	37.655	32.739	33.093	29.814	281.2							
7	2'12.624	37.518	32.426	32.907	29.773	280.5							
8	2'12.679	37.377	32.555	32.893	29.854	277.6							
9	2'25.526 P	40.171*	34.817	34.791	35.739	266.6							
10	8'51.876	37.199	35.554	36.548	30.158	275.5							
11	2'13.518	37.675	32.746	33.243	29.854	275.5							
12	2'13.015	37.557	32.691	33.072	29.695	276.9							
13	2'17.429	42.240	32.507	33.050	29.632	277.6							
14	2'12.743	37.501	32.564	32.910	29.768	277.6							
15	2'12.927	37.498	32.733	33.061	29.635	277.6							

28th 45 **Tetsuta NAGASHIM** Italtrans Racing Team JPN
Runs=1 Total laps=13 Full laps=8

1	2'50.332	38.751	33.674	33.655	30.097	277.6							
2	2'15.088	39.014	32.894	33.108	30.072	279.7							
3	2'13.509	38.062	32.538	33.161	29.748	280.5							
4	2'15.256 *	38.248	33.485	33.598	29.925*	282.7							
5	2'19.310	37.887	32.992	38.516	29.915	277.6							
6	2'26.190 P	37.847	34.872	38.015	35.456	267.9							
7	13'06.870	36.561	33.830	34.834	32.854	262.1							
8	2'12.844	37.837	32.452	32.965	29.590	274.8							
9	2'14.313	37.761	33.669	33.282	29.601	274.8							
10	2'16.053	38.220	33.058	34.823	29.952	273.4							
11	2'13.247	37.575	32.822	33.019	29.831	277.6							
12	2'15.290	37.813	32.284	33.575	31.618	276.9							
13	2'21.809 *	38.016	37.974*	35.895	29.924	235.2							

29th 40 **Hector GARZO** Flexbox HP40 SPA
Runs=1 Total laps=13 Full laps=6

1	2'42.977	38.144	33.516	35.642	32.938	284.2							
2	2'19.784 *	38.661	34.204	33.558	33.361*	283.4							
3	2'15.374	38.398	32.903	33.664	30.409	283.4							
4	2'17.037	38.863	33.193	34.480	30.501	284.2							
5	2'25.530 *	38.464	33.290	38.315	35.461*	281.2							
6	2'15.442	38.523	33.087	33.660	30.172	283.4							
7	2'21.754 P	38.175	34.273	35.503	33.803	281.9							
8	13'04.213	41.444	34.416	37.639	30.152	264.7							
9	2'13.738	37.973	32.712	33.250	29.803	281.2							
10	2'13.007	37.846	32.402	33.067	29.692	283.4							
11	2'15.155	37.514	32.483	34.434	30.724	280.5							
12	2'20.347 *	37.452	32.451	37.520	32.924*	281.2							
13	2'14.377 *	37.501	33.806*	33.114	29.956	282.7							

Fastest Lap: Raul FERNANDEZ Red Bull KTM Ajo SPA 2'09.880 36.765 31.789 32.200 29.126

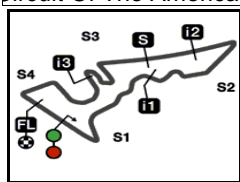
These data/results cannot be reproduced, stored and/or transmitted in whole or in part by any manner of electronic, mechanical, photocopying, recording, broadcasting or otherwise now known or herein after developed without the previous express consent by the copyright owner, except for reproduction in daily press and regular printed publications on sale to the public within 60 days of the event related to those data/results and always provided that copyright symbol appears together as follows below.
© DORNA, 2021

Official MotoGP Timing by TISSOT
www.motogp.com

Austin, Friday, October 01, 2021

Page 5 of 5





5513 m.

RED BULL GRAND PRIX OF THE AMERICAS

Free Practice Nr. 2

Best Partial Times

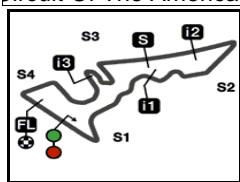
Moto2™

IT Ideal Lap Time, sum of the best partial times

BT Best Lap Time

T1		T2		T3		T4				IT	BT	
Pos	Rider	Time	Rider	Time	Rider	Time	Rider	Time	Pos	Rider	IT	BT
1	T.ARBOLINO	36.550	R.GARDNER	31.770	R.FERNANDEZ	32.200	R.GARDNER	28.897	1	R.FERNANDEZ	2'09.880	2'09.880 (1)
2	R.FERNANDEZ	36.765	S.LOWES	31.780	S.LOWES	32.295	R.FERNANDEZ	29.126	2	R.GARDNER	2'10.031	2'10.079 (2)
3	A.CANET	36.769	T.ARBOLINO	31.788	A.FERNANDEZ	32.334	A.FERNANDEZ	29.138	3	S.LOWES	2'10.176	2'10.534 (3)
4	S.LOWES	36.860	R.FERNANDEZ	31.789	J.DIXON	32.376	A.OGURA	29.194	4	T.ARBOLINO	2'10.311	2'10.673 (4)
5	S.CORSI	36.884	A.CANET	31.937	X.VIERGE	32.406	A.CANET	29.201	5	A.CANET	2'10.459	2'10.709 (5)
6	R.GARDNER	36.892	C.BEAUBIER	31.942	M.RAMIREZ	32.446	M.RAMIREZ	29.230	6	J.DIXON	2'10.579	2'10.975 (8)
7	M.BEZZECCHI	36.915	X.VIERGE	31.963	M.SCHROTTER	32.463	S.LOWES	29.241	7	A.FERNANDEZ	2'10.622	2'10.773 (6)
8	C.BEAUBIER	36.942	J.DIXON	31.964	S.CORSI	32.467	J.DIXON	29.274	8	S.CORSI	2'10.760	2'10.838 (7)
9	M.SCHROTTER	36.951	H.SYHRIN	32.017	A.OGURA	32.472	T.ARBOLINO	29.313	9	A.OGURA	2'10.826	2'11.210 (13)
10	A.OGURA	36.953	M.BEZZECCHI	32.058	R.GARDNER	32.472	M.BEZZECCHI	29.317	10	M.BEZZECCHI	2'10.861	2'11.026 (9)
11	J.DIXON	36.965	A.ARENAS	32.065	A.CANET	32.552	B.BENDSNEYDE	29.321	11	C.BEAUBIER	2'10.875	2'11.255 (14)
12	A.FERNANDEZ	36.969	S.CORSI	32.075	M.BEZZECCHI	32.571	S.CORSI	29.334	11	M.SCHROTTE	2'10.875	2'11.032 (10)
13	B.BENDSNEYDE	36.978	F.DI GIANNANTO	32.078	C.BEAUBIER	32.586	M.SCHROTTER	29.344	13	M.RAMIREZ	2'10.908	2'11.140 (11)
14	F.DI GIANNANTO	37.025	M.RAMIREZ	32.098	S.CHANTRA	32.603	A.ARENAS	29.354	14	X.VIERGE	2'10.997	2'11.176 (12)
15	J.ROBERTS	37.077	L.BALDASSARRI	32.100	H.SYHRIN	32.645	B.BALTUS	29.368	15	F.DI GIANNAN	2'11.169	2'11.264 (15)
16	B.BALTUS	37.080	S.CHANTRA	32.102	F.DI GIANNANTO	32.647	T.LUTHI	29.399	16	B.BENDSNEY	2'11.213	2'11.302 (16)
17	A.ARENAS	37.097	T.LUTHI	32.106	T.ARBOLINO	32.660	C.BEAUBIER	29.405	17	H.SYHRIN	2'11.253	2'11.467 (19)
18	N.BULEGA	37.112	M.SCHROTTER	32.117	J.ROBERTS	32.674	X.VIERGE	29.409	18	S.CHANTRA	2'11.377	2'11.391 (17)
19	M.RAMIREZ	37.134	A.FERNANDEZ	32.181	B.BENDSNEYDE	32.710	F.DI GIANNANTO	29.419	19	A.ARENAS	2'11.410	2'11.439 (18)
20	H.SYHRIN	37.156	N.BULEGA	32.190	F.ALDEGUER	32.774	J.ROBERTS	29.431	20	J.ROBERTS	2'11.433	2'11.615 (21)
21	S.CHANTRA	37.167	B.BENDSNEYDE	32.204	T.LUTHI	32.781	H.SYHRIN	29.435	21	T.LUTHI	2'11.505	2'11.505 (20)
22	T.LUTHI	37.219	A.OGURA	32.207	J.NAVARRO	32.827	N.BULEGA	29.445	22	N.BULEGA	2'11.592	2'11.836 (23)
23	X.VIERGE	37.219	J.ROBERTS	32.251	N.BULEGA	32.845	F.ALDEGUER	29.476	23	B.BALTUS	2'11.747	2'11.774 (22)
24	L.BALDASSARRI	37.232	F.ALDEGUER	32.259	L.BALDASSARRI	32.880	S.CHANTRA	29.505	24	L.BALDASSAR	2'11.802	2'12.135 (26)

These data/results cannot be reproduced, stored and/or transmitted in whole or in part by any manner of electronic, mechanical, photocopying, recording, broadcasting or otherwise now known or herein after developed without the previous express consent by the copyright owner, except for reproduction in daily press and regular printed publications on sale to the public within 60 days of the event related to those data/results and always provided that copyright symbol appears together as follows below.
© DORNA, 2021



5513 m.

RED BULL GRAND PRIX OF THE AMERICAS

Free Practice Nr. 2

Best Partial Times

Moto2™

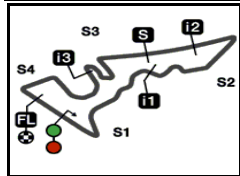
IT Ideal Lap Time, sum of the best partial times*BT* Best Lap Time

T1		T2		T3		T4				<i>IT</i>	<i>BT</i>	
<i>Pos</i>	<i>Rider</i>	<i>Time</i>	<i>Rider</i>	<i>Time</i>	<i>Rider</i>	<i>Time</i>	<i>Rider</i>	<i>Time</i>	<i>Pos</i>	<i>Rider</i>	<i>IT</i>	<i>BT</i>
25	J.NAVARRO	37.282	T.NAGASHIMA	32.284	C.VIETTI	32.893	J.NAVARRO	29.579	25	F.ALDEGUER	2'11.983	2'11.983 (24)
26	C.VIETTI	37.377	J.NAVARRO	32.315	A.ARENAS	32.894	L.BALDASSARRI	29.590	26	J.NAVARRO	2'12.003	2'12.085 (25)
27	H.GARZO	37.452	B.BALTUS	32.368	B.BALTUS	32.931	T.NAGASHIMA	29.590	27	C.VIETTI	2'12.328	2'12.624 (27)
28	F.ALDEGUER	37.474	H.GARZO	32.402	T.NAGASHIMA	32.965	C.VIETTI	29.632	28	T.NAGASHIMA	2'12.414	2'12.844 (28)
29	T.NAGASHIMA	37.575	C.VIETTI	32.426	H.GARZO	33.067	H.GARZO	29.692	29	H.GARZO	2'12.613	2'13.007 (29)

These data/results cannot be reproduced, stored and/or transmitted in whole or in part by any manner of electronic, mechanical, photocopying, recording, broadcasting or otherwise now known or herein after developed without the previous express consent by the copyright owner, except for reproduction in daily press and regular printed publications on sale to the public within 60 days of the event related to those data/results and always provided that copyright symbol appears together as follows below.
© DORNA, 2021


Official MotoGP Timing by TISSOT
www.motogp.com





5513 m.

RED BULL GRAND PRIX OF THE AMERICAS**Free Practice Nr. 2****Fastest Laps Sequence**

<i>Practice Time</i>	 <i>Rider</i>	<i>Nation</i>	<i>Motorcycle</i>	<i>Time</i>	<i>Km/h</i>	<i>Rider's Lap</i>
4'35.569	9 Jorge NAVARRO	SPA	BOSCOSCURO	2'13.128	149.0	2
4'56.527	87 Remy GARDNER	AUS	KALEX	2'12.424	149.8	2
6'47.654	9 Jorge NAVARRO	SPA	BOSCOSCURO	2'12.085	150.2	3
6'48.867	72 Marco BEZZECCHI	ITA	KALEX	2'11.879	150.4	3
7'31.466	22 Sam LOWES	GBR	KALEX	2'11.736	150.6	3
7'37.724	25 Raul FERNANDEZ	SPA	KALEX	2'11.522	150.9	3
12'00.362	25 Raul FERNANDEZ	SPA	KALEX	2'10.876	151.6	5
32'52.778	22 Sam LOWES	GBR	KALEX	2'10.534	152.0	12
33'06.868	25 Raul FERNANDEZ	SPA	KALEX	2'10.433	152.1	11
35'16.748	25 Raul FERNANDEZ	SPA	KALEX	2'09.880	152.8	12

These data/results cannot be reproduced, stored and/or transmitted in whole or in part by any manner of electronic, mechanical, photocopying, recording, broadcasting or otherwise now known or herein after developed without the previous express consent by the copyright owner, except for reproduction in daily press and regular printed publications on sale to the public within 60 days of the event related to those data/results and always provided that copyright symbol appears together as follows below.

© DORNA, 2021

Official MotoGP Timing by TISSOT
www.motogp.com

Austin, Friday, October 01, 2021

