

**RED BULL GRAND PRIX OF THE AMERICAS**  
**Free Practice Nr. 3**  
**Classification**

**10**

	Rider	Nation	Team	Motorcycle	Time	Lap Total	Gap	Top Speed
1	5 <b>Jaume MASIA</b>	SPA	Red Bull KTM Ajo	KTM	<b>2'16.357</b>	12 14		<b>231.7</b>
2	82 <b>Stefano NEPA</b>	ITA	BOE Owlride	KTM	<b>2'16.543</b>	13 13	0.186 0.186	<b>239.4</b>
3	7 <b>Dennis FOGGIA</b>	ITA	Leopard Racing	HONDA	<b>2'16.586</b>	14 14	0.229 0.043	<b>239.4</b>
4	23 <b>Niccolò ANTONELLI</b>	ITA	Avintia VR46 Academy	KTM	<b>2'16.613</b>	14 14	0.256 0.027	<b>231.7</b>
5	43 <b>Xavier ARTIGAS</b>	SPA	Leopard Racing	HONDA	<b>2'16.644</b>	12 13	0.287 0.031	<b>239.4</b>
6	55 <b>Romano FENATI</b>	ITA	Sterilgarda Max Racing Team	HUSQVARNA	<b>2'16.665</b>	13 13	0.308 0.021	<b>234.2</b>
7	52 <b>Jeremy ALCOBA</b>	SPA	Indonesian Racing Gresini Moto3	HONDA	<b>2'16.719</b>	12 14	0.362 0.054	<b>232.2</b>
8	16 <b>Andrea MIGNO</b>	ITA	Rivacold Snipers Team	HONDA	<b>2'16.720</b>	8 8	0.363 0.001	<b>232.2</b>
9	12 <b>Filip SALAC</b>	CZE	CarXpert PruestelGP	KTM	<b>2'16.741</b>	13 13	0.384 0.021	<b>230.7</b>
10	53 <b>Deniz ÖNCÜ</b>	TUR	Red Bull KTM Tech 3	KTM	<b>2'16.865</b>	10 11	0.508 0.124	<b>235.2</b>
11	37 <b>Pedro ACOSTA</b>	SPA	Red Bull KTM Ajo	KTM	<b>2'16.922</b>	12 14	0.565 0.057	<b>232.7</b>
12	28 <b>Izan GUEVARA</b>	SPA	Solunion GASGAS Aspar Team	GASGAS	<b>2'17.007</b>	11 13	0.650 0.085	<b>231.7</b>
13	71 <b>Ayumu SASAKI</b>	JPN	Red Bull KTM Tech 3	KTM	<b>2'17.057</b>	10 12	0.700 0.050	<b>233.7</b>
14	24 <b>Tatsuki SUZUKI</b>	JPN	SIC58 Squadra Corse	HONDA	<b>2'17.280</b>	12 13	0.923 0.223	<b>234.7</b>
15	67 <b>Alberto SURRA</b>	ITA	Rivacold Snipers Team	HONDA	<b>2'17.294</b>	12 13	0.937 0.014	<b>229.7</b>
16	31 <b>Adrian FERNANDEZ</b>	SPA	Sterilgarda Max Racing Team	HUSQVARNA	<b>2'17.339</b>	12 14	0.982 0.045	<b>236.3</b>
17	54 <b>Riccardo ROSSI</b>	ITA	BOE Owlride	KTM	<b>2'17.349</b>	14 14	0.992 0.010	<b>232.2</b>
18	17 <b>John MCPHEE</b>	GBR	Petronas Sprinta Racing	HONDA	<b>2'17.525</b>	9 11	1.168 0.176	<b>231.7</b>
19	40 <b>Darryn BINDER</b>	RSA	Petronas Sprinta Racing	HONDA	<b>2'17.554</b>	11 12	1.197 0.029	<b>233.2</b>
20	73 <b>Maximilian KOFLER</b>	AUT	CIP Green Power	KTM	<b>2'17.647</b>	12 13	1.290 0.093	<b>236.8</b>
21	20 <b>Lorenzo FELLON</b>	FRA	SIC58 Squadra Corse	HONDA	<b>2'17.854</b>	12 12	1.497 0.207	<b>237.8</b>
22	99 <b>Carlos TATAY</b>	SPA	Avintia Esponsorama Moto3	KTM	<b>2'18.042</b>	14 15	1.685 0.188	<b>234.7</b>
23	92 <b>Yuki KUNII</b>	JPN	Honda Team Asia	HONDA	<b>2'18.324</b>	13 13	1.967 0.282	<b>238.4</b>
24	27 <b>Kaito TOBA</b>	JPN	CIP Green Power	KTM	<b>2'18.666</b>	12 13	2.309 0.342	<b>233.2</b>
25	6 <b>Ryusei YAMANAKA</b>	JPN	CarXpert PruestelGP	KTM	<b>2'18.915</b>	11 13	2.558 0.249	<b>233.7</b>
26	19 <b>Andi Farid IZDIHAR</b>	INA	Honda Team Asia	HONDA	<b>2'19.016</b>	11 13	2.659 0.101	<b>229.7</b>

Practice condition: **Dry**  
 Air: **22°**  
 Humidity: **97%**  
 Ground: **26°**

<b>Fastest Lap:</b>	Lap: 12	<b>Jaume MASIA</b>	<b>2'16.357</b>	145.5 Km/h
<b>Best Race Lap:</b>	2017	<b>Aron CANET</b>	<b>2'15.583</b>	146.3 Km/h
<b>All Time Lap Record:</b>	2017	<b>Aron CANET</b>	<b>2'14.644</b>	147.4 Km/h

The results are provisional until the end of the limit for protest and appeals.

Time limit for protest expires 30' after publication of the results - ..... Time: .....

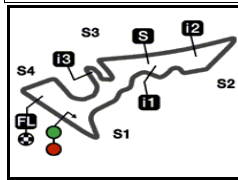
These data/results cannot be reproduced, stored and/or transmitted in whole or in part by any manner of electronic, mechanical, photocopying, recording, broadcasting or otherwise now known or herein after developed without the previous express consent by the copyright owner, except for reproduction in daily press and regular printed publications on sale to the public within 60 days of the event related to those data/results and always provided that copyright symbol appears together as follows below.

© DORNA, 2021

Official MotoGP Timing by TISSOT  
 www.motogp.com

**Austin, Saturday, October 02, 2021**






5513 m.

## RED BULL GRAND PRIX OF THE AMERICAS

## Free Practice Nr. 3

## Combined Free Practice Times

11

	Rider	Nation	Team	MOTORCYCLE	FP1	FP2	FP3	Gap
1	5 J.MASIA	SPA	Red Bull KTM Ajo	KTM	2'34.824 6	2'17.493 12	<b>2'16.357</b> 12	
2	82 S.NEPA	ITA	BOE Owlride	KTM	2'35.287 14	2'18.502 11	<b>2'16.543</b> 13	0.186 0.186
3	7 D.FOGGIA	ITA	Leopard Racing	HONDA	2'36.304 11	2'17.406 11	<b>2'16.586</b> 14	0.229 0.043
4	23 N.ANTONELLI	ITA	Avintia VR46 Academy	KTM	2'32.152 12	2'17.366 11	<b>2'16.613</b> 14	0.256 0.027
5	43 X.ARTIGAS	SPA	Leopard Racing	HONDA	2'37.216 11	2'17.562 11	<b>2'16.644</b> 12	0.287 0.031
6	55 R.FENATI	ITA	Sterilgarda Max Racing Team	HUSQVARNA	2'33.610 8	2'18.133 13	<b>2'16.665</b> 13	0.308 0.021
7	52 J.ALCOBA	SPA	Indonesian Racing Gresini Moto3	HONDA	2'37.422 12	2'18.535 13	<b>2'16.719</b> 12	0.362 0.054
8	16 A.MIGNO	ITA	Rivacold Snipers Team	HONDA	2'32.556 14	2'18.259 8	<b>2'16.720</b> 8	0.363 0.001
9	12 F.SALAC	CZE	CarXpert PruestelGP	KTM	2'32.254 13	2'17.280 12	<b>2'16.741</b> 13	0.384 0.021
10	53 D.ÖNCÜ	TUR	Red Bull KTM Tech 3	KTM	2'34.627 14	2'18.149 13	<b>2'16.865</b> 10	0.508 0.124
11	37 P.ACOSTA	SPA	Red Bull KTM Ajo	KTM	2'33.937 11	2'17.815 10	<b>2'16.922</b> 12	0.565 0.057
12	28 I.GUEVARA	SPA	Solunion GASGAS Aspar Team	GASGAS	2'33.755 13	2'18.781 10	<b>2'17.007</b> 11	0.650 0.085
13	71 A.SASAKI	JPN	Red Bull KTM Tech 3	KTM	2'37.068 15	2'18.544 10	<b>2'17.057</b> 10	0.700 0.050
14	24 T.SUZUKI	JPN	SIC58 Squadra Corse	HONDA	2'33.554 11	2'19.422 4	<b>2'17.280</b> 12	0.923 0.223
15	67 A.SURRA	ITA	Rivacold Snipers Team	HONDA	2'32.273 14	2'19.850 8	<b>2'17.294</b> 12	0.937 0.014
16	31 A.FERNANDEZ	SPA	Sterilgarda Max Racing Team	HUSQVARNA	2'37.048 13	2'20.269 10	<b>2'17.339</b> 12	0.982 0.045
17	54 R.ROSSI	ITA	BOE Owlride	KTM	2'33.901 13	2'19.487 12	<b>2'17.349</b> 14	0.992 0.010
18	17 J.MCPHEE	GBR	Petronas Sprinta Racing	HONDA	2'37.868 6	2'18.379 12	<b>2'17.525</b> 9	1.168 0.176
19	40 D.BINDER	RSA	Petronas Sprinta Racing	HONDA	2'33.689 14	2'18.904 12	<b>2'17.554</b> 11	1.197 0.029
20	73 M.KOFLER	AUT	CIP Green Power	KTM	2'36.629 12	2'19.098 9	<b>2'17.647</b> 12	1.290 0.093
21	20 L.FELLON	FRA	SIC58 Squadra Corse	HONDA	2'36.274 11	2'19.002 12	<b>2'17.854</b> 12	1.497 0.207
22	99 C.TATAY	SPA	Avintia Esponsorama Moto3	KTM	2'36.285 12	2'20.278 8	<b>2'18.042</b> 14	1.685 0.188
23	92 Y.KUNII	JPN	Honda Team Asia	HONDA	2'36.366 12	2'19.154 13	<b>2'18.324</b> 13	1.967 0.282
24	27 K.TOBA	JPN	CIP Green Power	KTM	2'35.959 11	2'20.568 4	<b>2'18.666</b> 12	2.309 0.342
25	6 R.YAMANAKA	JPN	CarXpert PruestelGP	KTM	2'36.717 11	2'21.879 12	<b>2'18.915</b> 11	2.558 0.249
26	19 A.IZDIHAR	INA	Honda Team Asia	HONDA	2'35.827 15	2'19.625 11	<b>2'19.016</b> 11	2.659 0.101

<b>Pole Position Record:</b>	2017	<b>Aron CANET</b>	<b>2'14.644</b>	147.4 Km/h
<b>Best Race Lap:</b>	2017	<b>Aron CANET</b>	<b>2'15.583</b>	146.3 Km/h
<b>All Time Lap Record:</b>	2017	<b>Aron CANET</b>	<b>2'14.644</b>	147.4 Km/h

The results are provisional until the end of the limit for protest and appeals.

Time limit for protest expires 60' after publication of the results - ..... Time: .....

These data/results cannot be reproduced, stored and/or transmitted in whole or in part by any manner of electronic, mechanical, photocopying, recording, broadcasting or otherwise now known or herein after developed without the previous express consent by the copyright owner, except for reproduction in daily press and regular printed publications on sale to the public within 60 days of the event related to those data/results and always provided that copyright symbol appears together as follows below.

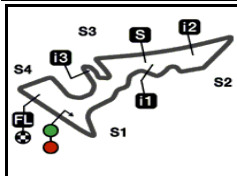
© DORNA, 2021

Official MotoGP Timing by TISSOT  
www.motogp.com

Austin, Saturday, October 02, 2021







5513 m.

## RED BULL GRAND PRIX OF THE AMERICAS

## Free Practice Nr. 3

## Top Speed &amp; Average

12



Rider	Nation	Motorcycle	Top 5 speeds					Average	Top
7 Dennis FOGGIA	ITA	HONDA	239.4	234.7	233.7	233.7	233.2	234.3	239.4
43 Xavier ARTIGAS	SPA	HONDA	239.4	237.8	235.2	235.2	234.7	236.2	239.4
82 Stefano NEPA	ITA	KTM	239.4	234.7	231.2	230.7	230.2	233.2	239.4
92 Yuki KUNII	JPN	HONDA	238.4	232.2	230.7	230.7	229.7	232.3	238.4
20 Lorenzo FELLON	FRA	HONDA	237.8	236.3	234.7	234.7	233.7	235.4	237.8
73 Maximilian KOFLER	AUT	KTM	236.8	233.7	232.7	232.2	231.7	233.4	236.8
31 Adrian FERNANDEZ	SPA	HUSQVARNA	236.3	235.2	235.2	234.7	234.7	235.1	236.3
53 Deniz ÖNCÜ	TUR	KTM	235.2	233.7	233.2	231.7	231.7	233.1	235.2
24 Tatsuki SUZUKI	JPN	HONDA	234.7	233.2	232.2	231.7	231.2	232.6	234.7
99 Carlos TATAY	SPA	KTM	234.7	230.2	229.7	229.2	228.8	230.0	234.7
55 Romano FENATI	ITA	HUSQVARNA	234.2	232.7	232.7	232.2	232.2	232.8	234.2
6 Ryusei YAMANAKA	JPN	KTM	233.7	231.7	230.2	229.2	228.3	230.2	233.7
71 Ayumu SASAKI	JPN	KTM	233.7	233.7	233.2	233.2	232.2	233.2	233.7
27 Kaito TOBA	JPN	KTM	233.2	233.2	231.7	231.7	231.2	232.0	233.2
40 Darryn BINDER	RSA	HONDA	233.2	232.2	230.7	228.8	227.8	230.5	233.2
37 Pedro ACOSTA	SPA	KTM	232.7	232.2	231.2	230.2	230.2	231.0	232.7
16 Andrea MIGNO	ITA	HONDA	232.2	230.2	229.7	229.7	229.2	230.2	232.2
52 Jeremy ALCOBA	SPA	HONDA	232.2	232.2	232.2	231.7	230.7	231.8	232.2
54 Riccardo ROSSI	ITA	KTM	232.2	231.2	230.7	229.7	229.7	230.7	232.2
5 Jaume MASIA	SPA	KTM	231.7	230.7	230.2	230.2	229.7	230.5	231.7
17 John MCPHEE	GBR	HONDA	231.7	228.8	227.8	227.3	227.3	228.6	231.7
23 Niccolò ANTONELLI	ITA	KTM	231.7	230.7	230.2	229.7	228.8	230.0	231.7
28 Izan GUEVARA	SPA	GASGAS	231.7	231.7	231.2	230.7	230.2	231.0	231.7
12 Filip SALAC	CZE	KTM	230.7	230.7	229.2	226.8	225.9	228.2	230.7
19 Andi Farid IZDIHAR	INA	HONDA	229.7	229.7	229.2	225.9	225.4	227.6	229.7
67 Alberto SURRA	ITA	HONDA	229.7	227.8	227.8	227.8	227.8	228.2	229.7

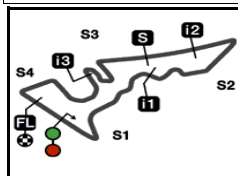
These data/results cannot be reproduced, stored and/or transmitted in whole or in part by any manner of electronic, mechanical, photocopying, recording, broadcasting or otherwise now known or herein after developed without the previous express consent by the copyright owner, except for reproduction in daily press and regular printed publications on sale to the public within 60 days of the event related to those data/results and always provided that copyright symbol appears together as follows below.

© DORNA, 2021

Official MotoGP Timing by TISSOT  
www.motogp.com

Austin, Saturday, October 02, 2021





5513 m.

## RED BULL GRAND PRIX OF THE AMERICAS

## Free Practice Nr. 3

## Chronological Analysis of Performances

13

\* Lap / Sector time cancelled

T1 Time from finish line to 1st intermediate

T3 Time from 2nd intermed. to 3rd intermed.

P Crossing the finish line in pit lane

T2 Time from 1st intermed. to 2nd intermed.

T4 Time from 3rd intermediate to finish line

Lap	Lap Time	T1	T2	T3	T4	Speed	Lap	Lap Time	T1	T2	T3	T4	Speed					
<b>1st</b>	<b>5</b>	<b>Jaume MASIA</b>			Red Bull KTM Ajo	SPA	12	5'00.342	37.622	34.584	34.894	30.675	232.2					
		Runs=2	Total laps=14	Full laps=9			13	<b>2'16.696</b>	38.630	33.621	34.241	30.204	232.7					
1	3'19.356	39.689	37.433	46.323	33.562	222.2	14	<b>2'16.586</b>	38.622	33.617	34.191	30.156	232.7					
2	<b>2'18.920</b>	39.423	33.922	35.007	30.568	230.7	<b>4th</b>						<b>23</b>	<b>Niccolò ANTONELL</b>			Avintia VR46	ITA
3	<b>2'28.100</b>	39.206	40.109	37.622	31.163	216.4			Runs=2	Total laps=14	Full laps=8							
4	<b>2'24.610</b> P	39.072	33.838	36.103	35.597	229.7	1	3'48.818	41.941	37.778	36.508	31.372	225.0					
5	5'50.753	39.682	34.867	35.623	31.096	225.4	2	<b>2'20.234</b>	39.954	34.398	35.130	30.752	228.3					
6	<b>2'18.158</b>	39.061	33.848	34.606	30.643	227.8	3	<b>2'19.168</b>	39.402	34.073	35.051	30.642	228.8					
7	<b>2'17.903</b>	38.961	33.740	34.660	30.542	228.3	4	<b>2'18.685</b>	39.164	33.895	34.987	30.639	228.3					
8	<b>2'18.138</b>	39.018	33.757	34.599	30.764	228.8	5	2'17.978 *	38.866	33.807*	34.790	30.515	229.7					
9	<b>2'29.884</b> P	41.240	35.834	36.508	36.302	223.1	6	2'29.135 P	42.561*	35.321	36.056	35.192	219.0					
10	6'43.496 *	38.828	34.348	35.132	30.283*	228.8	7	6'08.948 *	37.458	34.263	35.155	30.540*	226.8					
11	<b>2'16.840</b>	38.869	33.486	34.242	30.243	230.2	8	<b>2'17.970</b>	39.003	33.717	34.760	30.490	228.3					
12	<b>2'16.357</b>	38.597	33.400	34.225	30.135	231.7	9	<b>2'18.071</b>	38.967	33.809	34.684	30.611	228.8					
13	<b>2'21.276</b>	38.797	35.940	36.151	30.388	221.3	10	2'27.539 P	40.90*	34.798	36.277	35.561	227.8					
14	<b>2'16.669</b>	38.499	33.625	34.278	30.267	230.2	11	6'20.207	40.057	34.774	34.627	30.536	228.3					
<b>2nd</b>	<b>82</b>	<b>Stefano NEPA</b>			BOE Owlride	ITA	12	<b>2'16.953</b>	38.744	33.518	34.435	30.256	230.7					
		Runs=2	Total laps=13	Full laps=7			13	<b>2'17.348</b>	38.553	33.972	34.536	30.287	230.2					
1	3'37.624	43.624	38.294	36.537	32.023	230.2	14	<b>2'16.613</b>	38.532	33.511	34.306	30.264	231.7					
2	2'22.118 *	39.732	34.349	35.309	32.728*	228.3	<b>5th</b>						<b>43</b>	<b>Xavier ARTIGAS</b>			Leopard Racing	SPA
3	<b>2'19.262</b>	39.480	34.158	35.073	30.551	230.7			Runs=2	Total laps=13	Full laps=6							
4	<b>2'21.875</b>	39.784	35.184	35.892	31.015	228.3	1	3'14.128	38.696	37.202	41.124	31.406	221.7					
5	<b>2'19.697</b>	39.576	34.141	35.167	30.813	226.4	2	2'19.377 *	39.260	34.233	35.085	30.799*	234.7					
6	2'30.029 P	43.611*	35.180	35.959	35.272	223.1	3	<b>2'22.438</b>	42.166	34.316	35.224	30.732	230.7					
7	5'28.573	42.899	35.778	36.175	32.791	225.0	4	2'23.334 *	42.88*	34.322	35.302	30.824	235.2					
8	<b>2'17.852</b>	39.005	33.761	34.704	30.382	229.2	5	<b>2'18.575</b>	39.139	33.840	35.123	30.473	239.4					
9	2'30.362 P	40.296	35.571	34.992	39.503	225.4	6	2'27.817 P	39.444	35.016	36.124	37.233	223.6					
10	9'09.482	43.904	35.071	37.800	31.607	228.3	7	6'51.686 *	37.542	34.385	35.164	30.907*	231.7					
11	<b>2'17.087</b>	38.822	33.540	34.523	30.202	231.2	8	<b>2'18.195</b>	38.857	34.010	34.738	30.590	233.7					
12	<b>2'19.528</b>	38.719	33.506	34.901	32.402	239.4	9	2'27.603 P	40.52*	35.094	35.451	36.529	231.2					
13	<b>2'16.543</b>	38.685	33.466	34.229	30.163	234.7	10	8'08.024	38.267	34.209	34.934	30.711	234.2					
<b>3rd</b>	<b>7</b>	<b>Dennis FOGGIA</b>			Leopard Racing	ITA	11	<b>2'17.545</b>	38.662	33.927	34.586	30.370	237.8					
		Runs=2	Total laps=14	Full laps=9			12	<b>2'16.644</b>	38.549	33.428	34.515	30.152	235.2					
1	3'13.502	38.001	37.017	41.692	31.183	226.8	13	<b>2'17.100</b>	38.624	33.844	34.435	30.197	234.7					
2	<b>2'20.198</b>	39.578	34.710	35.143	30.767	239.4	<b>6th</b>						<b>55</b>	<b>Romano FENATI</b>			Sterilgarda Max Racin	ITA
3	<b>2'23.512</b>	42.749	35.049	35.041	30.673	233.2			Runs=2	Total laps=13	Full laps=6							
4	<b>2'18.709</b>	39.065	34.177	34.827	30.640	232.2	1	3'37.180	40.469	36.522	37.008	31.265	227.3					
5	<b>2'18.201</b>	39.128	34.027	34.608	30.438	232.7	2	2'19.341 *	39.469	34.205	34.980	30.687*	228.3					
6	2'33.044 P	45.021*	36.149	35.424	36.451	233.7	3	<b>2'18.991</b>	39.530	34.062	34.834	30.565	228.8					
7	6'59.436	36.916	34.210	34.588	30.473	233.2	4	2'29.554 P	39.399	35.552	38.620	35.983	216.8					
8	<b>2'17.869</b>	39.050	33.876	34.568	30.375	234.7	5	6'41.230	36.228	34.184	34.904	30.564	230.2					
9	<b>2'17.156</b>	38.884	33.690	34.338	30.244	233.7	6	2'20.493 *	38.964	33.746	34.756	33.027*	234.2					
10	<b>2'16.962</b>	38.722	33.668	34.404	30.168	233.2	7	2'26.239 P	39.091	35.040	35.746	36.362	217.3					
11	2'26.304 P	40.56 *	34.929	34.812	36.002	233.2												

**Fastest Lap:** Jaume MASIA Red Bull KTM Ajo SPA **2'16.357** 38.597 33.400 34.225 30.135

These data/results cannot be reproduced, stored and/or transmitted in whole or in part by any manner of electronic, mechanical, photocopying, recording, broadcasting or otherwise now known or herein after developed without the previous express consent by the copyright owner, except for reproduction in daily press and regular printed publications on sale to the public within 60 days of the event related to those data/results and always provided that copyright symbol appears together as follows below.  
© DORNA, 2021



# Free Practice Nr. 3

# Moto3

Lap	Lap Time	T1	T2	T3	T4	Speed	Lap	Lap Time	T1	T2	T3	T4	Speed
8	8'24.857	35.930	34.021	34.651	30.384	229.2	3	<b>2'21.017</b>	40.290	34.693	35.105	30.929	233.2
9	<b>2'16.853</b>	38.618	33.518	<b>34.470</b>	30.247	229.2	4	<b>2'18.547</b>	39.115	33.761	35.046	30.625	233.7
10	<b>2'17.248</b>	38.810	33.575	34.501	30.362	232.7	5	<b>2'18.108</b>	39.205	33.711	34.830	30.362	<b>235.2</b>
11	<b>2'25.655</b>	46.131	33.833	35.046	30.645	232.2	6	2'24.160 P	39.86*	34.494	35.045	34.752	228.3
12	<b>2'16.836</b>	38.529	33.539	34.540	<b>30.228</b>	232.7	7	18'01.529 *	37.138	34.172	34.876	30.529*	227.8
13	<b>2'16.665</b>	<b>38.476</b>	<b>33.381</b>	34.522	30.286	232.2	8	2'17.561 *	38.977	33.344*	34.961	30.279	230.2
<b>7th 52 Jeremy ALCOBA</b> Indonesian Racing Gr SPA Runs=2 Total laps=14 Full laps=7							<b>11th 37 Pedro ACOSTA</b> Red Bull KTM Ajo SPA Runs=2 Total laps=14 Full laps=7						
1	3'15.192	39.102	36.100	37.965	31.502	229.2	1	3'10.524	38.778	38.029	39.174	31.000	220.8
2	<b>2'19.747</b>	39.481	34.362	35.223	30.681	228.3	2	<b>2'20.305</b>	39.677	34.708	35.178	30.742	226.8
3	2'26.974 *	42.915	36.685*	36.604	30.770	217.7	3	2'27.348 *	44.601	36.573*	35.306	30.868*	230.2
4	<b>2'18.763</b>	38.944	33.911	35.284	30.624	230.7	4	2'23.227 P	39.275	34.096	34.860	34.996	229.7
5	2'19.053 *	39.088	34.050	35.424	30.491*	<b>232.2</b>	5	6'01.228	38.970	35.052	35.823	31.259	225.4
6	<b>2'19.260</b>	39.128	34.282	35.300	30.550	227.8	6	<b>2'17.380</b>	38.992	33.704	34.494	<b>30.190</b>	231.2
7	2'25.972 P	40.371	35.174	35.482	34.945	223.6	7	<b>2'18.745</b>	39.498	33.767	34.880	30.600	232.2
8	6'46.049	37.854	34.251	35.449	30.849	228.3	8	<b>2'17.450</b>	38.922	33.674	34.558	30.296	<b>232.7</b>
9	<b>2'19.031</b>	39.169	34.172	35.093	30.597	227.8	9	2'26.636 P	40.63*	35.465	35.184	35.349	227.3
10	2'23.093 P	39.072	34.227	35.052	34.742	227.3	10	6'45.228	37.655	34.638	35.340	30.361	222.2
11	5'55.510	45.863	34.252	34.666	30.460	232.2	11	<b>2'17.303</b>	38.900	<b>33.424</b>	34.564	30.415	230.2
12	<b>2'16.719</b>	<b>38.595</b>	<b>33.541</b>	<b>34.373</b>	<b>30.210</b>	231.7	12	<b>2'16.922</b>	38.883	33.441	<b>34.286</b>	30.312	230.2
13	<b>2'17.355</b>	38.610	33.679	34.571	30.495	232.2	13	<b>2'17.334</b>	38.870	33.552	34.439	30.473	230.2
14	<b>2'17.575</b>	38.813	33.736	34.698	30.328	226.4	14	2'19.656 *	<b>38.849</b>	34.921*	34.979	30.907	227.8
<b>8th 16 Andrea MIGNO</b> Rivacold Snipers Tea ITA Runs=1 Total laps=9 Full laps=5 unfinished							<b>12th 28 Izan GUEVARA</b> Solunion GASGAS As SPA Runs=2 Total laps=13 Full laps=5						
1	2'18.784	37.121	34.840	35.786	31.037	227.8	1	3'11.891	40.546	37.345	49.654	35.684	141.9
2	<b>2'19.008</b>	39.324	34.040	35.066	30.578	229.2	2	2'25.942 *	39.578	35.281*	39.849	31.234	226.4
3	<b>2'18.266</b>	39.148	33.858	34.855	30.405	228.8	3	<b>2'20.719</b>	39.512	35.012	35.302	30.893	230.2
4	<b>2'17.873</b>	39.051	33.548	34.767	30.507	229.7	4	<b>2'19.438</b>	39.098	34.089	35.458	30.793	231.2
5	2'30.054 P	40.714	34.554	35.551	39.235	226.8	5	<b>2'18.679</b>	39.108	34.064	34.941	30.566	228.8
6	6'05.594	53.934	34.483	35.105	30.523	229.7	6	2'31.239 P	43.89*	35.251	35.758	36.337	228.8
7	<b>2'17.112</b>	38.628	33.500	34.671	<b>30.313</b>	230.2	7	6'18.819	37.350	34.652	35.500	30.970	227.8
8	<b>2'16.720</b>	<b>38.494</b>	<b>33.365</b>	<b>34.519</b>	30.342	<b>232.2</b>	8	<b>2'17.467</b>	38.859	33.726	34.587	30.295	230.2
<b>9th 12 Filip SALAC</b> CarXpert PruestelGP CZE Runs=2 Total laps=13 Full laps=8							<b>13th 71 Ayumu SASAKI</b> Red Bull KTM Tech 3 JPN Runs=3 Total laps=12 Full laps=6						
1	3'52.983	39.673	35.977	35.787	31.338	224.0	1	3'19.710	38.416	38.205	45.555	33.346	219.9
2	<b>2'20.452</b>	39.604	34.432	35.489	30.927	225.4	2	<b>2'20.166</b>	39.705	34.165	35.433	30.863	230.2
3	<b>2'19.551</b>	39.457	34.339	35.086	30.669	225.0	3	<b>2'19.618</b>	39.464	34.240	35.207	30.707	231.2
4	<b>2'18.633</b>	39.192	33.991	34.862	30.588	225.9	4	<b>2'18.776</b>	39.091	33.849	35.139	30.697	233.2
5	2'26.439 P	39.247	34.307	35.690	37.195	224.5	5	<b>2'22.003</b>	40.822	34.025	36.027	31.129	232.2
6	7'53.263	38.376	34.409	35.295	32.076	224.0	6	2'26.415 P	39.132	33.901	35.530	37.852	<b>233.7</b>
7	<b>2'18.308</b>	39.142	33.809	34.861	30.496	226.8	7	8'29.415 *	39.774	34.805	35.278	31.048*	230.7
8	<b>2'18.195</b>	38.986	33.925	34.769	30.515	225.9	8	2'28.868 P	39.898	34.238	35.647	39.085	227.8
9	2'27.112 P	39.755	34.702	35.492	37.163	223.6	9	8'41.555	37.443	34.172	<b>34.417</b>	<b>30.278</b>	233.7
10	6'57.872	35.704	35.099	34.988	30.425	<b>230.7</b>	10	<b>2'17.057</b>	<b>38.540</b>	<b>33.538</b>	34.560	30.419	231.7
11	<b>2'22.788</b>	38.826	37.615	35.783	30.564	215.1	11	<b>2'22.650</b>	41.827	35.592	34.700	30.531	233.2
12	<b>2'17.331</b>	39.004	33.587	34.518	30.222	229.2							
13	<b>2'16.741</b>	<b>38.605</b>	<b>33.565</b>	<b>34.415</b>	<b>30.156</b>	230.7							
<b>10th 53 Deniz ÖNCÜ</b> Red Bull KTM Tech 3 TUR Runs=1 Total laps=11 Full laps=6													
1	3'17.615	36.865	37.762	43.369	31.558	226.4							
2	2'19.084 *	39.387	34.043	34.998	30.656*	231.7							

**Fastest Lap:** Jaume MASIA Red Bull KTM Ajo SPA **2'16.357** 38.597 33.400 34.225 30.135

These data/results cannot be reproduced, stored and/or transmitted in whole or in part by any manner of electronic, mechanical, photocopying, recording, broadcasting or otherwise now known or herein after developed without the previous express consent by the copyright owner, except for reproduction in daily press and regular printed publications on sale to the public within 60 days of the event related to those data/results and always provided that copyright symbol appears together as follows below.  
© DORNA, 2021

## Free Practice Nr. 3

## Moto3

Lap	Lap Time	T1	T2	T3	T4	Speed	Lap	Lap Time	T1	T2	T3	T4	Speed			
12	2'31.902	P	41.583	34.800	35.416	40.103	228.8	4	2'21.957	*	39.362	35.618*	36.026	30.951*	229.7	
<b>14th</b>	<b>24</b>	<b>Tatsuki SUZUKI</b>					SIC58 Squadra Corse JPN									
		Runs=3	Total laps=13	Full laps=7												
1	3'15.464		37.369	36.084	41.653	31.225	230.7	5	<b>2'20.425</b>		39.380	34.134	35.903	31.008	229.2	
2	<b>2'20.243</b>		39.550	34.586	35.401	30.706	230.2	6	2'26.629	P	39.531	34.774	35.940	36.384	229.2	
3	<b>2'22.949</b>		41.368	35.517	35.280	30.784	232.2	7	6'48.446	*	36.682	34.716	35.540	37.468*	225.4	
4	<b>2'19.438</b>		39.128	34.231	35.302	30.777	233.2	8	2'28.153	*	39.488	34.197	35.562	38.906*	227.3	
5	<b>2'18.891</b>		39.456	34.090	34.893	30.452	231.2	9	<b>2'20.411</b>		39.430	34.460	35.407	31.114	226.4	
6	2'30.636	P	44.13*	35.045	35.415	36.037	230.7	10	2'29.245	P	41.03*	35.533	36.645	36.031	222.2	
7	6'41.578		36.016	34.350	35.182	31.038	228.8	11	5'41.636	*	42.615	34.606	35.470	35.612*	229.7	
8	<b>2'18.236</b>		39.086	33.889	34.791	30.470	234.7	12	<b>2'18.024</b>		39.020	33.775	34.806	30.423	230.7	
9	2'27.698	P	40.479	34.150	35.425	37.644	228.3	13	<b>2'17.457</b>		38.736	33.704	34.533	30.484	231.2	
10	8'12.729	*	48.506	34.519	34.789	30.301*	228.8	14	<b>2'17.349</b>		38.661	33.709	34.746	30.233	232.2	
11	<b>2'17.708</b>		38.851	33.808	34.539	30.510	228.8	<b>18th</b>	<b>17</b>	<b>John MCPHEE</b>					Petronas Sprinta Raci GBR	
12	<b>2'17.280</b>		38.715	33.696	34.546	30.323	231.7			Runs=2	Total laps=11	Full laps=5				
13	2'44.173	P	49.75*	35.504	37.554	41.357	194.5	1	3'38.402		46.584	36.908	37.424	31.285	223.6	
<b>15th</b>	<b>67</b>	<b>Alberto SURRA</b>					Rivacold Snipers Tea ITA									
		Runs=2	Total laps=13	Full laps=8												
1	3'37.399		46.081	38.095	36.520	31.632	229.7	2	<b>2'20.422</b>		39.540	34.425	35.485	30.972	231.7	
2	<b>2'20.675</b>		40.004	34.455	35.229	30.987	227.8	3	<b>2'19.761</b>		39.249	34.378	35.268	30.866	228.8	
3	<b>2'20.645</b>		39.576	34.606	35.566	30.897	221.3	4	<b>2'19.813</b>		39.399	34.387	35.253	30.774	225.0	
4	<b>2'19.791</b>		39.405	34.430	35.178	30.778	225.0	5	2'33.321	P	43.874	34.864	35.587	38.996	226.4	
5	<b>2'22.565</b>		42.326	34.119	35.376	30.744	224.5	6	10'09.550		37.144	34.880	35.520	30.861	226.4	
6	2'28.848	P	40.411	35.940	35.487	37.010	219.9	7	2'26.247	P	39.493	34.319	35.159	37.276	227.3	
7	6'18.463		36.310	34.687	35.745	30.942	225.4	8	9'26.037	*	37.229	36.185*	36.486	30.661*	220.4	
8	<b>2'19.275</b>		39.362	34.149	35.251	30.513	227.8	9	<b>2'17.525</b>		38.737	33.848	34.635	30.305	227.3	
9	<b>2'18.612</b>		39.422	33.907	34.762	30.521	226.8	10	<b>2'17.883</b>		38.923	33.893	34.692	30.375	226.4	
10	2'26.745	P	39.395	33.951	36.473	36.926	223.6	11	2'17.442	*	38.744	33.693	34.641	30.364*	227.8	
11	8'26.255		1'01.763	34.456	35.072	30.509	227.3	<b>19th</b>	<b>40</b>	<b>Darryn BINDER</b>					Petronas Sprinta Raci RSA	
12	<b>2'17.294</b>		38.716	33.727	34.537	30.314	227.8			Runs=1	Total laps=12	Full laps=5				
13	<b>2'17.582</b>		38.755	33.773	34.647	30.407	227.8	1	3'18.383		37.122	35.277	36.857	31.851	224.5	
<b>16th</b>	<b>31</b>	<b>Adrian FERNANDEZ</b>					Sterilgarda Max Racin SPA									
		Runs=2	Total laps=14	Full laps=8												
1	3'11.327		39.304	37.433	40.271	31.423	227.8	2	2'19.819	*	39.449	34.324	35.360	30.686*	226.4	
2	<b>2'19.623</b>		39.512	34.443	34.986	30.682	229.7	3	2'23.102	*	39.529	37.235*	35.551	30.787	232.2	
3	<b>2'30.616</b>		47.709	36.596	35.517	30.794	235.2	4	2'19.228	*	39.123	34.354*	35.140	30.611	225.9	
4	<b>2'19.023</b>		39.106	34.136	34.840	30.941	233.2	5	<b>2'18.785</b>		39.182	33.821	35.218	30.564	233.2	
5	<b>2'18.950</b>		39.045	33.932	35.118	30.855	234.7	6	<b>2'19.625</b>		39.196	33.948	35.558	30.923	224.0	
6	<b>2'23.299</b>		39.221	34.364	38.813	30.901	228.8	7	<b>2'24.304</b>		43.744	34.450	35.253	30.857	226.4	
7	2'25.172	P	39.361	34.075	34.938	36.798	232.2	8	2'32.156	P	39.576	34.423	40.301	37.856	222.6	
8	5'29.596	*	38.766	34.545*	35.184	30.888	228.8	9	15'01.081		37.085	34.497	35.036	30.668	227.8	
9	2'20.412	*	39.443	34.565*	35.424	30.980	229.7	10	2'16.596	*	38.06*	33.712	34.601	30.216	230.7	
10	2'27.374	P	39.742	34.598	35.553	37.481	228.3	11	<b>2'17.554</b>		38.768	33.846	34.624	30.316	227.3	
11	7'11.711	*	37.493	34.698	35.400	32.161*	235.2	12	<b>2'17.689</b>		38.644	33.802	34.749	30.494	228.8	
12	<b>2'17.339</b>		38.888	33.552	34.504	30.395	236.3	<b>20th</b>	<b>73</b>	<b>Maximilian KOFLER</b>					CIP Green Power AUT	
13	<b>2'17.438</b>		38.948	33.505	34.495	30.490	234.7			Runs=2	Total laps=13	Full laps=3				
14	<b>2'17.975</b>		38.793	33.702	34.868	30.612	234.7	1	3'11.697		40.512	36.823	45.687	39.719	192.8	
<b>17th</b>	<b>54</b>	<b>Riccardo ROSSI</b>					BOE Owlride ITA									
		Runs=2	Total laps=14	Full laps=7												
1	3'19.932		37.844	36.097	43.329	32.727	229.2	2	2'21.742	*	40.237	34.421	35.966	31.118*	227.8	
2	<b>2'20.972</b>		39.929	34.431	35.626	30.986	229.2	3	2'24.190	*	40.017	34.625	37.270	32.278*	227.8	
3	<b>2'19.908</b>		39.457	34.320	35.381	30.750	228.3	4	2'21.042	*	39.793	34.284	36.036	30.929*	232.7	
								5	2'19.601	*	39.501	33.894	35.568	30.638*	232.2	
								6	2'26.912	P	39.342	34.802	36.225	36.543	218.6	
								7	6'52.375	*	37.585	34.342	35.111	30.873*	230.7	
								8	<b>2'18.140</b>		39.084	33.794	34.741	30.521	233.7	
								9	2'27.747	P	40.73*	35.059	35.463	36.495	230.2	
								10	8'11.741	*	38.196	34.312	35.563	33.712*	231.7	
								11	<b>2'18.261</b>		39.023	33.782	35.123	30.333	230.7	
								12	<b>2'17.647</b>		38.747	33.762	34.800	30.338	236.8	
								13	2'31.256	*	45.29*	37.645	36.467	31.851	227.3	

**Fastest Lap:** Jaume MASIA Red Bull KTM Ajo SPA **2'16.357** 38.597 33.400 34.225 30.135

These data/results cannot be reproduced, stored and/or transmitted in whole or in part by any manner of electronic, mechanical, photocopying, recording, broadcasting or otherwise now known or herein after developed without the previous express consent by the copyright owner, except for reproduction in daily press and regular printed publications on sale to the public within 60 days of the event related to those data/results and always provided that copyright symbol appears together as follows below.  
© DORNA, 2021

## Free Practice Nr. 3

Moto3

Lap	Lap Time	T1	T2	T3	T4	Speed	Lap	Lap Time	T1	T2	T3	T4	Speed
<b>21st</b>	<b>20</b>	<b>Lorenzo FELLON</b> SIC58 Squadra Corse FRA					6	<b>2'21.727</b>	39.867	34.465	35.969	31.426	220.8
		Runs=3	Total laps=12	Full laps=5		7	2'26.594 P	40.066	34.388	35.632	36.508	227.3	
1	3'13.987	38.009	37.075	41.271	31.067	217.7	8	8'15.598	40.359	35.084	35.316	32.023	229.2
2	<b>2'19.883</b>	39.553	34.480	35.043	30.807	234.7	9	2'25.409 P	39.966	34.052	35.103	36.288	227.8
3	2'34.003 P	42.806	36.020	36.792	38.385	236.3	10	6'42.333 *	37.817	34.162	35.411	30.670*	231.7
4	7'01.033 P	38.199	38.582	49.905	36.045	185.5	11	<b>2'18.697</b>	39.397	33.908	34.969	<b>30.423</b>	233.2
5	6'40.434 *	35.953	34.261*	35.126	30.974	233.2	12	<b>2'18.666</b>	<b>39.350</b>	<b>33.868</b>	<b>34.916</b>	30.532	231.2
6	<b>2'18.428</b>	39.113	<b>33.838</b>	35.042	30.435	<b>237.8</b>	13	<b>2'25.395</b>	39.868	37.822	36.397	31.308	216.4
7	<b>2'18.307</b>	38.993	33.870	34.927	30.517	234.7	<b>25th 6 Ryusei YAMANAKA</b> CarXpert PruestelGP JPN						
8	2'24.845 P	39.85*	34.049	35.498	35.443	233.7		Runs=2	Total laps=13	Full laps=8			
9	5'57.555 *	48.320	34.860	34.794	30.410*	231.7	1	3'37.848	43.260	38.184	37.281	31.395	229.2
10	2'18.687 *	39.030	34.282*	<b>34.630</b>	30.745	231.7	2	<b>2'20.893</b>	39.821	34.424	35.661	30.987	<b>233.7</b>
11	<b>2'17.881</b>	<b>38.631</b>	33.978	34.734	30.538	230.2	3	<b>2'20.076</b>	39.573	34.390	35.377	30.736	231.7
12	<b>2'17.854</b>	38.779	33.976	34.694	<b>30.405</b>	231.2	4	<b>2'19.807</b>	39.524	34.240	35.432	30.611	222.2
<b>22nd 99 Carlos TATAY</b> Avintia Esponsorama SPA						5	<b>2'23.251</b>	42.668	34.370	35.212	31.001	227.3	
		Runs=1	Total laps=15	Full laps=9		6	2'28.304 P	40.067	34.636	36.169	37.432	222.2	
1	3'11.286	41.234	38.204	38.540	32.963	219.9	7	5'42.941	36.039	34.847	35.625	31.499	224.0
2	<b>2'21.985</b>	40.208	34.775	35.782	31.220	227.3	8	<b>2'23.545</b>	40.928	36.083	35.461	31.073	227.3
3	2'24.203 *	39.769	34.400	38.240	31.794*	225.4	9	2'31.381 P	39.562	34.472	38.715	38.632	226.8
4	<b>2'20.436</b>	39.785	34.394	35.395	30.862	<b>234.7</b>	10	8'41.666 *	46.822	35.110	35.262	30.746*	230.2
5	2'20.210 *	39.754	34.044	35.359	31.053*	230.2	11	<b>2'18.915</b>	39.346	34.201	<b>34.864</b>	<b>30.504</b>	227.3
6	<b>2'22.440</b>	39.805	34.881	36.516	31.238	217.7	12	<b>2'21.213</b>	39.950	34.241	36.332	30.690	228.3
7	<b>2'20.097</b>	39.552	34.132	35.439	30.974	225.4	13	<b>2'19.031</b>	<b>39.163</b>	<b>34.155</b>	35.099	30.614	228.3
8	2'29.710 P	41.36*	36.337	36.283	35.724	210.9	<b>26th 19 Andi Farid IZDIHAR</b> Honda Team Asia INA						
9	6'31.855	36.836	34.349	35.182	30.727	228.8		Runs=1	Total laps=13	Full laps=10			
10	<b>2'18.620</b>	39.279	33.878	34.774	30.689	229.7	1	3'20.133	40.588	35.811	42.914	32.533	225.9
11	2'19.184 *	39.261	34.365*	34.915	30.643*	227.3	2	<b>2'20.918</b>	40.069	34.339	35.525	30.985	<b>229.7</b>
12	<b>2'18.616</b>	39.231	33.930	34.826	30.629	228.8	3	<b>2'21.353</b>	39.591	34.203	36.467	31.092	229.2
13	<b>2'18.171</b>	39.171	33.765	<b>34.703</b>	<b>30.532</b>	228.8	4	<b>2'19.148</b>	<b>39.192</b>	34.044	35.208	30.704	229.7
14	<b>2'18.042</b>	39.068	<b>33.629</b>	34.781	30.564	229.2	5	<b>2'19.245</b>	39.246	<b>33.893</b>	35.434	30.672	225.4
15	<b>2'18.297</b>	<b>39.002</b>	33.896	34.721	30.678	228.3	6	<b>2'20.076</b>	39.215	34.235	35.514	31.112	225.4
<b>23rd 92 Yuki KUNII</b> Honda Team Asia JPN						7	<b>2'21.868</b>	39.996	34.554	35.554	31.764	224.5	
		Runs=2	Total laps=13	Full laps=8		8	2'28.415 P	39.901	34.688	35.937	37.889	221.3	
1	3'14.836	38.777	37.616	41.109	31.281	226.8	9	11'28.438	45.662	39.935	41.515	34.960	181.8
2	<b>2'21.138</b>	40.176	34.739	35.498	30.725	232.2	10	<b>2'19.398</b>	39.566	34.202	<b>35.031</b>	<b>30.599</b>	222.6
3	<b>2'24.207</b>	40.913	36.239	35.819	31.236	229.7	11	<b>2'19.016</b>	39.248	33.922	35.044	30.802	222.6
4	<b>2'21.267</b>	39.736	35.174	35.430	30.927	230.7	12	<b>2'24.326</b>	42.031	35.585	35.555	31.155	221.3
5	<b>2'20.883</b>	39.800	34.218	35.665	31.200	228.8	13	<b>2'19.537</b>	39.538	34.012	35.082	30.905	221.7
6	2'27.981 P	40.316	34.305	35.989	37.371	228.3	<b>24th 27 Kaito TOBA</b> CIP Green Power JPN						
7	6'03.144 *	38.269	36.450	36.522	35.661*	218.6		Runs=2	Total laps=13	Full laps=6			
8	<b>2'24.213</b>	41.359	34.827	36.843	31.184	225.9	1	3'19.479	38.119	36.003	37.560	32.277	223.6
9	<b>2'20.290</b>	39.756	34.140	35.401	30.993	228.3	2	2'20.519 *	39.780	34.423	35.591	30.725*	231.7
10	2'26.603 P	39.995	34.490	35.527	36.591	225.4	3	<b>2'19.857</b>	39.729	34.139	35.261	30.728	231.2
11	8'47.975	45.342	35.628	38.090	30.700	187.1	4	<b>2'19.610</b>	39.462	34.005	35.331	30.812	<b>233.2</b>
12	<b>2'18.944</b>	39.345	34.201	34.933	<b>30.465</b>	<b>238.4</b>	5	2'19.209 *	39.464	33.957	35.106	30.682*	228.8
13	<b>2'18.324</b>	<b>39.029</b>	<b>33.770</b>	<b>34.801</b>	30.724	230.7	<b>Fastest Lap:</b> Jaume MASIA Red Bull KTM Ajo SPA <b>2'16.357</b> 38.597 33.400 34.225 30.135						

These data/results cannot be reproduced, stored and/or transmitted in whole or in part by any manner of electronic, mechanical, photocopying, recording, broadcasting or otherwise now known or herein after developed without the previous express consent by the copyright owner, except for reproduction in daily press and regular printed publications on sale to the public within 60 days of the event related to those data/results and always provided that copyright symbol appears together as follows below.

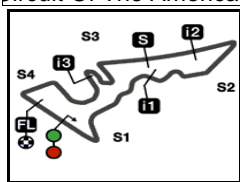
© DORNA, 2021

Official MotoGP Timing by TISSOT  
www.motogp.com

Austin, Saturday, October 02, 2021

Page 4 of 4





5513 m.

## RED BULL GRAND PRIX OF THE AMERICAS

## Free Practice Nr. 3

## Best Partial Times

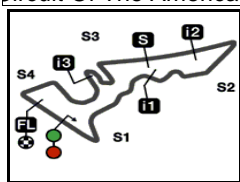
Moto3™

*IT* Ideal Lap Time, sum of the best partial times*BT* Best Lap Time

T1			T2			T3			T4				
Pos	Rider	Time	Rider	Time	Rider	Time	Rider	Time	Pos	Rider	IT	BT	
1	R.FENATI	38.476	D.ÖNCÜ	33.285	D.FOGGIA	34.191	J.MASIA	30.135	1	J.MASIA	2'16.259	2'16.357 (1)	
2	A.MIGNO	38.494	A.MIGNO	33.365	J.MASIA	34.225	X.ARTIGAS	30.152	2	S.NEPA	2'16.543	2'16.543 (2)	
3	J.MASIA	38.499	R.FENATI	33.381	S.NEPA	34.229	D.FOGGIA	30.156	3	R.FENATI	2'16.555	2'16.665 (6)	
4	N.ANTONELLI	38.532	J.MASIA	33.400	P.ACOSTA	34.286	F.SALAC	30.156	4	X.ARTIGAS	2'16.564	2'16.644 (5)	
5	A.SASAKI	38.540	P.ACOSTA	33.424	D.ÖNCÜ	34.305	S.NEPA	30.163	5	D.FOGGIA	2'16.586	2'16.586 (3)	
6	X.ARTIGAS	38.549	X.ARTIGAS	33.428	N.ANTONELLI	34.306	I.GUEVARA	30.177	6	N.ANTONELLI	2'16.605	2'16.613 (4)	
7	J.ALCOBA	38.595	S.NEPA	33.466	J.ALCOBA	34.373	P.ACOSTA	30.190	7	D.ÖNCÜ	2'16.625	2'16.865 (10)	
8	F.SALAC	38.605	A.FERNANDEZ	33.505	F.SALAC	34.415	J.ALCOBA	30.210	8	A.MIGNO	2'16.691	2'16.720 (8)	
9	D.FOGGIA	38.622	N.ANTONELLI	33.511	A.SASAKI	34.417	D.BINDER	30.216	9	J.ALCOBA	2'16.719	2'16.719 (7)	
10	L.FELLON	38.631	A.SASAKI	33.538	X.ARTIGAS	34.435	D.ÖNCÜ	30.220	10	F.SALAC	2'16.741	2'16.741 (9)	
11	D.BINDER	38.644	J.ALCOBA	33.541	R.FENATI	34.470	R.FENATI	30.228	11	P.ACOSTA	2'16.749	2'16.922 (11)	
12	R.ROSSI	38.661	F.SALAC	33.565	I.GUEVARA	34.479	R.ROSSI	30.233	12	A.SASAKI	2'16.773	2'17.057 (13)	
13	S.NEPA	38.685	D.FOGGIA	33.617	A.FERNANDEZ	34.495	N.ANTONELLI	30.256	13	I.GUEVARA	2'17.007	2'17.007 (12)	
14	I.GUEVARA	38.689	C.TATAY	33.629	A.MIGNO	34.519	A.SASAKI	30.278	14	R.ROSSI	2'17.131	2'17.349 (17)	
15	T.SUZUKI	38.715	I.GUEVARA	33.662	R.ROSSI	34.533	J.MCPHEE	30.305	15	D.BINDER	2'17.173	2'17.554 (19)	
16	A.SURRA	38.716	J.MCPHEE	33.693	A.SURRA	34.537	A.MIGNO	30.313	16	A.FERNANDEZ	2'17.188	2'17.339 (16)	
17	J.MCPHEE	38.737	T.SUZUKI	33.696	T.SUZUKI	34.539	A.SURRA	30.314	17	T.SUZUKI	2'17.273	2'17.280 (14)	
18	M.KOFLER	38.747	R.ROSSI	33.704	D.BINDER	34.601	T.SUZUKI	30.323	18	A.SURRA	2'17.294	2'17.294 (15)	
19	A.FERNANDEZ	38.793	D.BINDER	33.712	L.FELLON	34.630	M.KOFLER	30.333	19	J.MCPHEE	2'17.370	2'17.525 (18)	
20	D.ÖNCÜ	38.815	A.SURRA	33.727	J.MCPHEE	34.635	A.FERNANDEZ	30.395	20	L.FELLON	2'17.504	2'17.854 (21)	
21	P.ACOSTA	38.849	M.KOFLER	33.762	C.TATAY	34.703	L.FELLON	30.405	21	M.KOFLER	2'17.583	2'17.647 (20)	
22	C.TATAY	39.002	Y.KUNII	33.770	M.KOFLER	34.741	K.TOBA	30.423	22	C.TATAY	2'17.866	2'18.042 (22)	
23	Y.KUNII	39.029	L.FELLON	33.838	Y.KUNII	34.801	Y.KUNII	30.465	23	Y.KUNII	2'18.065	2'18.324 (23)	
24	R.YAMANAKA	39.163	K.TOBA	33.868	R.YAMANAKA	34.864	R.YAMANAKA	30.504	24	K.TOBA	2'18.557	2'18.666 (24)	

These data/results cannot be reproduced, stored and/or transmitted in whole or in part by any manner of electronic, mechanical, photocopying, recording, broadcasting or otherwise now known or herein after developed without the previous express consent by the copyright owner, except for reproduction in daily press and regular printed publications on sale to the public within 60 days of the event related to those data/results and always provided that copyright symbol appears together as follows below.  
© DORNA, 2021





5513 m.

## RED BULL GRAND PRIX OF THE AMERICAS

## Free Practice Nr. 3

## Best Partial Times

Moto3™

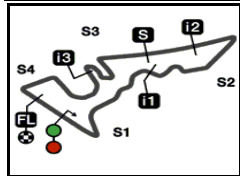
*IT* Ideal Lap Time, sum of the best partial times*BT* Best Lap Time

<b>T1</b>		<b>T2</b>		<b>T3</b>		<b>T4</b>						
<i>Pos</i>	<i>Rider</i>	<i>Time</i>	<i>Rider</i>	<i>Time</i>	<i>Rider</i>	<i>Time</i>	<i>Rider</i>	<i>Time</i>	<i>Pos</i>	<i>Rider</i>	<i>IT</i>	<i>BT</i>
25	A.IZDIHAR	39.192	A.IZDIHAR	33.893	K.TOBA	34.916	C.TATAY	30.532	25	R.YAMANAKA	2'18.686	2'18.915 (25)
26	K.TOBA	39.350	R.YAMANAKA	34.155	A.IZDIHAR	35.031	A.IZDIHAR	30.599	26	A.IZDIHAR	2'18.715	2'19.016 (26)

These data/results cannot be reproduced, stored and/or transmitted in whole or in part by any manner of electronic, mechanical, photocopying, recording, broadcasting or otherwise now known or herein after developed without the previous express consent by the copyright owner, except for reproduction in daily press and regular printed publications on sale to the public within 60 days of the event related to those data/results and always provided that copyright symbol appears together as follows below.  
© DORNA, 2021

Official MotoGP Timing by TISSOT  
www.motogp.com





5513 m.

## RED BULL GRAND PRIX OF THE AMERICAS

### Free Practice Nr. 3

### Fastest Laps Sequence

<i>Practice Time</i>	 <i>Rider</i>	<i>Nation</i>	<i>Motorcycle</i>	<i>Time</i>	<i>Km/h</i>	<i>Rider's Lap</i>
5'30.829	37 Pedro ACOSTA	SPA	KTM	2'20.305	141.4	2
5'30.950	31 Adrian FERNANDEZ	SPA	HUSQVARNA	2'19.623	142.1	2
5'38.276	5 Jaume MASIA	SPA	KTM	2'18.920	142.8	2
10'15.921	7 Dennis FOGGIA	ITA	HONDA	2'18.709	143.0	4
10'16.263	53 Deniz ÖNCÜ	TUR	KTM	2'18.547	143.2	4
12'34.122	7 Dennis FOGGIA	ITA	HONDA	2'18.201	143.6	5
12'34.371	53 Deniz ÖNCÜ	TUR	KTM	2'18.108	143.7	5
18'40.012	37 Pedro ACOSTA	SPA	KTM	2'17.380	144.4	6
26'41.627	7 Dennis FOGGIA	ITA	HONDA	2'17.156	144.7	9
28'58.589	7 Dennis FOGGIA	ITA	HONDA	2'16.962	144.9	10
32'54.738	55 Romano FENATI	ITA	HUSQVARNA	2'16.853	145.0	9
34'46.158	5 Jaume MASIA	SPA	KTM	2'16.840	145.0	11
37'02.515	5 Jaume MASIA	SPA	KTM	2'16.357	145.5	12

These data/results cannot be reproduced, stored and/or transmitted in whole or in part by any manner of electronic, mechanical, photocopying, recording, broadcasting or otherwise now known or herein after developed without the previous express consent by the copyright owner, except for reproduction in daily press and regular printed publications on sale to the public within 60 days of the event related to those data/results and always provided that copyright symbol appears together as follows below.

© DORNA, 2021

Official MotoGP Timing by TISSOT  
www.motogp.com

Austin, Saturday, October 02, 2021

