


5513 m.

RED BULL GRAND PRIX OF THE AMERICAS
Free Practice Nr. 2
Classification

6

	Rider	Nation	Team	Motorcycle	Time	Lap Total	Gap	Top Speed
1	93 Marc MARQUEZ	SPA	Repsol Honda Team	HONDA	2'04.164	16 17		341.7
2	43 Jack MILLER	AUS	Ducati Lenovo Team	DUCATI	2'04.179	17 17	0.015 0.015	346.1
3	20 Fabio QUARTARARO	FRA	Monster Energy Yamaha MotoGP	YAMAHA	2'04.366	15 17	0.202 0.187	341.7
4	44 PoI ESPARGARO	SPA	Repsol Honda Team	HONDA	2'04.552	16 16	0.388 0.186	343.9
5	30 Takaaki NAKAGAMI	JPN	LCR Honda IDEMITSU	HONDA	2'04.612	13 16	0.448 0.060	341.7
6	63 Francesco BAGNAIA	ITA	Ducati Lenovo Team	DUCATI	2'04.663	16 16	0.499 0.051	340.6
7	89 Jorge MARTIN	SPA	Pramac Racing	DUCATI	2'04.677	14 15	0.513 0.014	340.6
8	5 Johann ZARCO	FRA	Pramac Racing	DUCATI	2'04.723	14 15	0.559 0.046	346.1
9	42 Alex RINS	SPA	Team SUZUKI ECSTAR	SUZUKI	2'04.802	16 18	0.638 0.079	338.5
10	23 Enea BASTIANINI	ITA	Avintia Esponsorama	DUCATI	2'04.836	16 16	0.672 0.034	341.7
11	33 Brad BINDER	RSA	Red Bull KTM Factory Racing	KTM	2'04.852	15 16	0.688 0.016	341.7
12	10 Luca MARINI	ITA	SKY VR46 Avintia	DUCATI	2'04.933	16 16	0.769 0.081	342.8
13	36 Joan MIR	SPA	Team SUZUKI ECSTAR	SUZUKI	2'05.094	15 15	0.930 0.161	340.6
14	4 Andrea DOVIZIOSO	ITA	Petronas Yamaha SRT	YAMAHA	2'05.137	14 15	0.973 0.043	338.5
15	21 Franco MORBIDELLI	ITA	Monster Energy Yamaha MotoGP	YAMAHA	2'05.296	13 14	1.132 0.159	338.5
16	73 Alex MARQUEZ	SPA	LCR Honda CASTROL	HONDA	2'05.614	16 16	1.450 0.318	340.6
17	46 Valentino ROSSI	ITA	Petronas Yamaha SRT	YAMAHA	2'05.631	16 16	1.467 0.017	337.5
18	88 Miguel OLIVEIRA	POR	Red Bull KTM Factory Racing	KTM	2'05.682	9 14	1.518 0.051	340.6
19	41 Aleix ESPARGARO	SPA	Aprilia Racing Team Gresini	APRILIA	2'06.209	10 12	2.045 0.527	345.0
20	9 Danilo PETRUCCI	ITA	Tech 3 KTM Factory Racing	KTM	2'06.235	13 14	2.071 0.026	335.4
21	27 Iker LECUONA	SPA	Tech 3 KTM Factory Racing	KTM	2'06.257	16 16	2.093 0.022	341.7

Practice condition: **Dry**
 Air: **30°**
 Humidity: **56%**
 Ground: **40°**

Fastest Lap:	Lap: 16	Marc MARQUEZ	2'04.164	159.8 Km/h
Best Race Lap:	2014	Marc MARQUEZ	2'03.575	160.6 Km/h
All Time Lap Record:	2015	Marc MARQUEZ	2'02.135	162.4 Km/h

The results are provisional until the end of the limit for protest and appeals.

Time limit for protest expires 30' after publication of the results - Time:

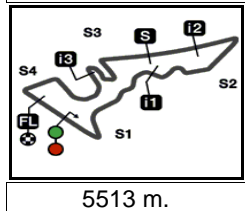
These data/results cannot be reproduced, stored and/or transmitted in whole or in part by any manner of electronic, mechanical, photocopying, recording, broadcasting or otherwise now known or herein after developed without the previous express consent by the copyright owner, except for reproduction in daily press and regular printed publications on sale to the public within 60 days of the event related to those data/results and always provided that copyright symbol appears together as follows below.

© DORNA, 2021

Official MotoGP Timing by **TISSOT**
 www.motogp.com

Austin, Friday, October 01, 2021






5513 m.

RED BULL GRAND PRIX OF THE AMERICAS

Free Practice Nr. 2

Combined Free Practice Times

7

		Rider	Nation	Team	MOTORCYCLE	FP1	FP2	Gap
1	93	M.MARQUEZ	SPA	Repsol Honda Team	HONDA	2'15.872 12	2'04.164 16	
2	43	J.MILLER	AUS	Ducati Lenovo Team	DUCATI	2'16.039 14	2'04.179 17	0.015 0.015
3	20	F.QUARTARARO	FRA	Monster Energy Yamaha MotoGP	YAMAHA	2'18.165 16	2'04.366 15	0.202 0.187
4	44	P.ESPARGARO	SPA	Repsol Honda Team	HONDA	2'16.822 14	2'04.552 16	0.388 0.186
5	30	T.NAKAGAMI	JPN	LCR Honda IDEMITSU	HONDA	2'18.292 14	2'04.612 13	0.448 0.060
6	63	F.BAGNAIA	ITA	Ducati Lenovo Team	DUCATI	2'17.328 16	2'04.663 16	0.499 0.051
7	89	J.MARTIN	SPA	Pramac Racing	DUCATI	2'18.832 8	2'04.677 14	0.513 0.014
8	5	J.ZARCO	FRA	Pramac Racing	DUCATI	2'16.471 16	2'04.723 14	0.559 0.046
9	42	A.RINS	SPA	Team SUZUKI ECSTAR	SUZUKI	2'17.027 15	2'04.802 16	0.638 0.079
10	23	E.BASTIANINI	ITA	Avintia Esponsorama	DUCATI	2'18.648 14	2'04.836 16	0.672 0.034
11	33	B.BINDER	RSA	Red Bull KTM Factory Racing	KTM	2'17.596 13	2'04.852 15	0.688 0.016
12	10	L.MARINI	ITA	SKY VR46 Avintia	DUCATI	2'17.755 12	2'04.933 16	0.769 0.081
13	36	J.MIR	SPA	Team SUZUKI ECSTAR	SUZUKI	2'17.903 9	2'05.094 15	0.930 0.161
14	4	A.DOVIZIOSO	ITA	Petronas Yamaha SRT	YAMAHA	2'20.556 5	2'05.137 14	0.973 0.043
15	21	F.MORBIDELLI	ITA	Monster Energy Yamaha MotoGP	YAMAHA	2'18.530 13	2'05.296 13	1.132 0.159
16	73	A.MARQUEZ	SPA	LCR Honda CASTROL	HONDA	2'16.964 16	2'05.614 16	1.450 0.318
17	46	V.ROSSI	ITA	Petronas Yamaha SRT	YAMAHA	2'19.668 14	2'05.631 16	1.467 0.017
18	88	M.OLIVEIRA	POR	Red Bull KTM Factory Racing	KTM	2'16.655 14	2'05.682 9	1.518 0.051
19	41	A.ESPARGARO	SPA	Aprilia Racing Team Gresini	APRILIA	2'18.087 14	2'06.209 10	2.045 0.527
20	9	D.PETRUCCI	ITA	Tech 3 KTM Factory Racing	KTM	2'18.083 11	2'06.235 13	2.071 0.026
21	27	I.LECUONA	SPA	Tech 3 KTM Factory Racing	KTM	2'17.596 16	2'06.257 16	2.093 0.022

Pole Position Record:	2015	Marc MARQUEZ	2'02.135	162.4 Km/h
Best Race Lap:	2014	Marc MARQUEZ	2'03.575	160.6 Km/h
All Time Lap Record:	2015	Marc MARQUEZ	2'02.135	162.4 Km/h

The results are provisional until the end of the limit for protest and appeals.

Time limit for protest expires 60' after publication of the results - Time:

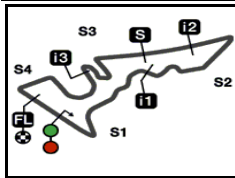
These data/results cannot be reproduced, stored and/or transmitted in whole or in part by any manner of electronic, mechanical, photocopying, recording, broadcasting or otherwise now known or herein after developed without the previous express consent by the copyright owner, except for reproduction in daily press and regular printed publications on sale to the public within 60 days of the event related to those data/results and always provided that copyright symbol appears together as follows below.

© DORNA, 2021

Official MotoGP Timing by TISSOT
www.motogp.com

Austin, Friday, October 01, 2021





5513 m.

RED BULL GRAND PRIX OF THE AMERICAS

Free Practice Nr. 2

Top Speed & Average

8



Rider	Nation	Motorcycle	Top 5 speeds					Average	Top
5 Johann ZARCO	FRA	DUCATI	346.1	342.8	341.7	341.7	341.7	342.8	346.1
43 Jack MILLER	AUS	DUCATI	346.1	343.9	343.9	343.9	341.7	343.1	346.1
41 Aleix ESPARGARO	SPA	APRILIA	345.0	341.7	340.6	339.6	338.5	341.1	345.0
44 Pol ESPARGARO	SPA	HONDA	343.9	342.8	341.7	341.7	340.6	341.9	343.9
10 Luca MARINI	ITA	DUCATI	342.8	337.5	336.4	336.4	336.4	337.5	342.8
20 Fabio QUARTARARO	FRA	YAMAHA	341.7	341.7	341.7	339.6	339.6	340.9	341.7
23 Enea BASTIANINI	ITA	DUCATI	341.7	340.6	340.6	338.5	337.5	339.1	341.7
27 Iker LECUONA	SPA	KTM	341.7	339.6	336.4	336.4	336.4	337.6	341.7
30 Takaaki NAKAGAMI	JPN	HONDA	341.7	339.6	339.6	338.5	337.5	338.7	341.7
33 Brad BINDER	RSA	KTM	341.7	340.6	340.6	340.6	339.6	340.2	341.7
93 Marc MARQUEZ	SPA	HONDA	341.7	340.6	340.6	340.6	339.6	340.5	341.7
36 Joan MIR	SPA	SUZUKI	340.6	339.6	338.5	338.5	337.5	338.2	340.6
63 Francesco BAGNAIA	ITA	DUCATI	340.6	340.6	339.6	339.6	339.6	339.9	340.6
73 Alex MARQUEZ	SPA	HONDA	340.6	340.6	340.6	339.6	338.5	339.3	340.6
88 Miguel OLIVEIRA	POR	KTM	340.6	340.6	339.6	339.6	339.6	339.9	340.6
89 Jorge MARTIN	SPA	DUCATI	340.6	340.6	339.6	339.6	339.6	340.0	340.6
4 Andrea DOVIZIOSO	ITA	YAMAHA	338.5	334.3	334.3	333.3	332.3	333.5	338.5
21 Franco MORBIDELLI	ITA	YAMAHA	338.5	337.5	337.5	337.5	336.4	337.3	338.5
42 Alex RINS	SPA	SUZUKI	338.5	337.5	336.4	336.4	335.4	335.9	338.5
46 Valentino ROSSI	ITA	YAMAHA	337.5	336.4	335.4	335.4	334.3	335.1	337.5
9 Danilo PETRUCCI	ITA	KTM	335.4	335.4	333.3	333.3	333.3	334.1	335.4

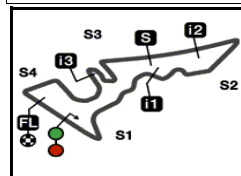
These data/results cannot be reproduced, stored and/or transmitted in whole or in part by any manner of electronic, mechanical, photocopying, recording, broadcasting or otherwise now known or herein after developed without the previous express consent of the copyright owner, except for reproduction in daily press and regular printed publications on sale to the public within 60 days of the event related to those data/results and always provided that copyright symbol appears together as follows below.

© DORNA, 2021

Official MotoGP Timing by TISSOT
www.motogp.com



Austin, Friday, October 01, 2021



5513 m.

RED BULL GRAND PRIX OF THE AMERICAS

Free Practice Nr. 2

Chronological Analysis of Performances

9

* Lap / Sector time cancelled

T1 Time from finish line to 1st intermediate

T3 Time from 2nd intermed. to 3rd intermed.

P Crossing the finish line in pit lane

T2 Time from 1st intermed. to 2nd intermed.

T4 Time from 3rd intermediate to finish line

**Tyre data subject to further updates

Lap	Lap Time	T1	T2	T3	T4	Speed	Lap	Lap Time	T1	T2	T3	T4	Speed				
1st	93	Marc MARQUEZ		HONDA		SPA	10	2'06.093	35.513	30.835	30.940	28.805	341.7				
		Repsol Honda Team					11	2'05.279	35.415	30.604	30.684	28.576	339.6				
		Runs=3	Total laps=17	Full laps=10			12	2'20.642 P	39.388*	33.356	32.134	35.764	337.5				
Run #	1	Front Tyre	Slick-Hard	Rear Tyre	Slick-Medium		Run #	3	Front Tyre	Slick-Soft	Rear Tyre	Slick-Soft					
			New Tyre		New Tyre					New Tyre		New Tyre					
1	2'23.122	38.129	32.606	32.784	30.307	340.6	13	5'09.995	38.579	31.744	31.271	28.968	336.4				
2	2'32.909	36.889	31.423	44.299	40.298	334.3	14	2'04.674	35.372	30.501	30.309	28.492	341.7				
3	2'06.067	36.020	30.587	30.826	28.634	340.6	15	2'20.429	45.014	33.236	32.313	29.866	336.4				
4	2'19.182	37.272	33.998	38.959	28.953	243.2	16	2'17.361	35.220	30.496	41.978	29.667	341.7				
5	2'05.156	35.500	30.365	30.749	28.542	341.7	17	2'04.179	34.886	30.464	30.416	28.413	343.9				
6	2'08.680 P	35.308	30.307	30.442	32.623	338.5											
Run #	2	Front Tyre	Slick-Hard	Rear Tyre	Slick-Medium		3rd	20	Fabio QUARTARARO		YAMAHA	FRA					
			6 Laps at start		6 Laps at start				Monster Energy Yamaha MotoGP								
									Runs=1	Total laps=17	Full laps=13						
Run #	1	Front Tyre	Slick-Hard	Rear Tyre	Slick-Medium		Run #	1	Front Tyre	Slick-Hard	Rear Tyre	Slick-Medium					
			New Tyre		New Tyre					New Tyre		New Tyre					
7	6'45.491	39.199	33.014	33.102	29.150	303.3	1	3'11.991	38.203	32.836	32.506	29.668	335.4				
8	2'06.414	35.861	30.794	30.976	28.783	336.4	2	2'07.529	36.536	31.040	31.149	28.804	336.4				
9	2'08.344	35.435	30.610	33.137	29.162	335.4	3	2'06.506	35.926	30.875	30.968	28.737	337.5				
10	2'05.523	35.704	30.476	30.673	28.670	336.4	4	2'06.304	35.865	30.797	30.880	28.762	337.5				
11	2'17.416 P	35.807	33.141	32.950	35.518	329.2	5	2'06.180	35.830	30.783	30.938	28.629	339.6				
Run #	3	Front Tyre	Slick-Hard	Rear Tyre	Slick-Medium		6	2'05.913	35.687	30.691	30.752	28.783	336.4				
			11 Laps at start		11 Laps at start		7	2'17.312	41.086	33.564	33.068	29.594	336.4				
12	6'30.319	35.637	31.424	31.387	29.069	336.4	8	2'10.320	35.759	34.064	31.569	28.928	336.4				
13	2'06.005	35.839	30.474	30.955	28.737	339.6	9	2'06.151	35.653	31.128	30.806	28.564	337.5				
14	2'10.397 P	35.669	30.494	30.589	33.645	340.6	10	2'05.917	35.654	30.846	30.708	28.709	336.4				
Run #	4	Front Tyre	Slick-Hard	Rear Tyre	Slick-Soft		11	2'13.022 *	35.688	35.777*	32.573	28.984	335.4				
			New Tyre		New Tyre		12	2'05.732	35.653	30.720	30.734	28.625	338.5				
15	2'43.076	36.171	31.523	31.826	28.977	333.3	13	2'22.356 P	37.702*	34.566	34.380	35.708	341.7				
16	2'04.164	35.289	30.122	30.286	28.467	338.5											
17	2'15.773	35.109	30.050	35.954	34.660	339.6											
Run #	2	Front Tyre	Slick-Hard	Rear Tyre	Slick-Soft												
			New Tyre		New Tyre												
14	11'03.925	37.303	32.100	31.726	28.808	339.6											
15	2'04.366	35.359	30.343	30.297	28.367	341.7											
16	2'04.737	35.283	30.455	30.508	28.491	341.7											
17	2'26.252	43.079	33.842	35.276	34.055	247.7											
Run #	1	Front Tyre	Slick-Soft	Rear Tyre	Slick-Medium												
			New Tyre		New Tyre												
1	2'30.212	36.299	33.032	32.145	29.569	337.5											
2	2'22.853	36.205	31.440	36.425	38.783	339.6											
3	2'09.953	35.997	30.811	31.235	31.910	341.7											
4	2'15.924	35.966	35.119	36.010	28.829	281.9											
Run #	1	Front Tyre	Slick-Soft	Rear Tyre	Slick-Medium												
			New Tyre		New Tyre												
1	2'30.212	36.299	33.032	32.145	29.569	337.5											
2	2'22.853	36.205	31.440	36.425	38.783	339.6											
3	2'09.953	35.997	30.811	31.235	31.910	341.7											
4	2'15.924	35.966	35.119	36.010	28.829	281.9											
Run #	1	Front Tyre	Slick-Soft	Rear Tyre	Slick-Medium												
			New Tyre		New Tyre												
1	2'30.212	36.299	33.032	32.145	29.569	337.5											
2	2'22.853	36.205	31.440	36.425	38.783	339.6											
3	2'09.953	35.997	30.811	31.235	31.910	341.7											
4	2'15.924	35.966	35.119	36.010	28.829	281.9											

Fastest Lap: Marc MARQUEZ Repsol Honda Team SPA **2'04.164** 35.289 30.122 30.286 28.467

These data/results cannot be reproduced, stored and/or transmitted in whole or in part by any manner of electronic, mechanical, photocopying, recording, broadcasting or otherwise now known or herein after developed without the previous express consent by the copyright owner, except for reproduction in daily press and regular printed publications on sale to the public within 60 days of the event related to those data/results and always provided that copyright symbol appears together as follows below.
© DORNA, 2021



Free Practice Nr. 2

MotoGP

Lap	Lap Time	T1	T2	T3	T4	Speed	Lap	Lap Time	T1	T2	T3	T4	Speed						
5	2'06.137	35.653	30.983	30.908	28.593	340.6	Run # 2	Front Tyre Slick-Hard	Rear Tyre Slick-Medium										
6	2'13.777 *	37.860*	33.243	32.377	30.297	329.2	8 Laps at start			8 Laps at start									
7	2'05.869	35.635	30.881	30.918	28.435	341.7	9	7'00.090	36.861	31.848	31.798	29.134	338.5						
8	2'15.761 P	37.118*	32.464	32.362	33.817	334.3	10	2'06.504	35.699	30.984	31.058	28.763	338.5						
Run # 2	Front Tyre Slick-Hard	Rear Tyre Slick-Medium					11	2'15.692 P	35.590	32.092	33.188	34.822	319.5						
	New Tyre	8 Laps at start					Run # 3	Front Tyre Slick-Hard	Rear Tyre Slick-Soft										
9	7'44.992	37.723	32.076	31.529	28.958	340.6	New Tyre			New Tyre									
10	2'09.270	36.093	31.239	33.067	28.871	337.5	12	6'59.450	35.928	34.238	31.780	28.707	334.3						
11	2'06.138	35.668	30.764	31.086	28.620	342.8	13	2'04.793	35.290	30.457	30.729	28.317	339.6						
12	2'05.736	35.747	30.673	30.838	28.478	338.5	14	2'15.101 P	35.820	31.140	33.636	34.505	340.6						
13	2'21.373 P	39.525*	33.644	33.578	34.626	326.2	Run # 4	Front Tyre Slick-Hard	Rear Tyre Slick-Soft										
Run # 3	Front Tyre Slick-Hard	Rear Tyre Slick-Soft					3 Laps at start			New Tyre									
	5 Laps at start	New Tyre					15	3'16.782	36.056	31.654	33.786	29.496	339.6						
14	6'34.915 *	37.859	31.645	37.853	29.315*	339.6	16	2'04.663	35.420	30.347	30.532	28.364	339.6						
15	2'12.096	35.398	31.485	36.269	28.944	248.8													
16	2'04.552	35.348	30.325	30.606	28.273	343.9													

5th	30	Takaaki NAKAGAMI	HONDA	JPN		
		LCR Honda IDEMITSU				
		Runs=2	Total laps=16	Full laps=10		
Run # 1	Front Tyre Slick-Hard	Rear Tyre Slick-Medium				
	New Tyre	New Tyre				
1	2'30.519	39.431	34.410	33.588	30.135	300.0
2	2'23.878	36.921	31.348	34.023	41.586	341.7
3	2'10.121	38.437	31.238	31.532	28.914	338.5
4	2'07.740	36.029	31.555	31.366	28.790	336.4
5	2'06.514	35.897	30.827	31.135	28.655	337.5
6	2'06.138	35.802	30.822	30.902	28.612	337.5
7	2'20.584 P	39.204	32.654	34.161	34.565	279.0
Run # 2	Front Tyre Slick-Hard	Rear Tyre Slick-Medium				
	7 Laps at start	7 Laps at start				
8	5'41.663	36.074	31.266	31.350	28.747	335.4
9	2'05.691	35.751	30.773	30.607	28.560	336.4
10	2'06.628	35.598	30.668	31.610	28.752	336.4
11	2'12.990 P	35.703	30.654	30.755	35.878	335.4
Run # 3	Front Tyre Slick-Soft	Rear Tyre Slick-Soft				
	New Tyre	New Tyre				
12	8'42.066	36.569	32.870	32.279	29.234	337.5
13	2'04.612	35.416	30.372	30.559	28.265	339.6
14	2'27.565 *	40.159	32.003	45.221	30.182*	337.5
15	2'14.206	36.926	31.686	36.782	28.812	301.6
16	2'04.864	35.354	30.420	30.733	28.357	339.6

6th	63	Francesco BAGNAIA	DUCATI	ITA		
		Ducati Lenovo Team				
		Runs=3	Total laps=16	Full laps=8		
Run # 1	Front Tyre Slick-Hard	Rear Tyre Slick-Medium				
	New Tyre	New Tyre				
1	3'02.132	39.296	33.280	32.905	29.719	336.4
2	2'08.788 *	36.530	31.523*	31.599	29.136	338.5
3	2'07.627	36.145	31.303	31.315	28.864	339.6
4	2'06.815	35.860	31.117	31.096	28.742	338.5
5	2'13.940	35.676	36.226	33.189	28.849	329.2
6	2'06.655	35.818	30.875	31.199	28.763	340.6
7	2'05.878	35.645	30.663	30.923	28.647	339.6
8	2'17.647 P	38.492	32.176	32.606	34.373	338.5

7th	89	Jorge MARTIN	DUCATI	SPA		
		Pramac Racing				
		Runs=2	Total laps=15	Full laps=7		
Run # 1	Front Tyre Slick-Soft	Rear Tyre Slick-Medium				
	New Tyre	New Tyre				
1	2'32.347	38.906	32.677	31.944	29.252	336.4
2	2'07.650	36.204	30.998	31.412	29.036	339.6
3	2'08.234 *	36.398	31.484*	31.158	29.194	340.6
4	2'06.699	35.926	31.009	31.088	28.676	338.5
5	2'06.190	35.936	30.753	30.985	28.516	338.5
6	2'22.571 P	41.429	32.353	32.676	36.113	322.3
Run # 2	Front Tyre Slick-Hard	Rear Tyre Slick-Medium				
	New Tyre	6 Laps at start				
7	9'11.223	35.625	31.742	31.590	28.911	337.5
8	2'06.842	35.981	30.971	31.229	28.661	339.6
9	2'08.626	36.033	30.715	32.687	29.191	339.6
10	2'06.048	35.573	30.673	31.106	28.696	337.5
11	2'17.171 P	38.530	32.190	32.143	34.308	331.2
Run # 3	Front Tyre Slick-Soft	Rear Tyre Slick-Soft				
	New Tyre	New Tyre				
12	8'32.244	38.034	33.807	31.062	28.524	340.6
13	2'14.950 *	35.509	30.653*	39.245*	29.543	336.4
14	2'04.677	35.230	30.384	30.588	28.475	338.5
15	2'14.933 *	38.365*	34.673	32.977	28.918	337.5

8th	5	Johann ZARCO	DUCATI	FRA		
		Pramac Racing				
		Runs=2	Total laps=15	Full laps=9		
Run # 1	Front Tyre Slick-Soft	Rear Tyre Slick-Medium				
	New Tyre	New Tyre				
1	2'28.965	37.922	33.059	32.639	29.867	337.5
2	2'08.343	36.604	31.239	31.474	29.026	339.6
3	2'07.108	36.011	31.248	31.027	28.822	340.6
4	2'06.732	36.020	30.941	31.096	28.675	341.7
5	2'26.142 P	43.599*	33.589	34.164	34.790	336.4
Run # 2	Front Tyre Slick-Hard	Rear Tyre Slick-Medium				
	New Tyre	5 Laps at start				
6	7'00.966	37.163	33.135	32.199	29.435	335.4
7	2'07.468	36.300	31.282	31.075	28.811	338.5
8	2'06.280	35.809	30.917	30.775	28.779	339.6
9	2'07.565	35.655	31.333	31.443	29.134	340.6

Fastest Lap: Marc MARQUEZ Repsol Honda Team SPA 2'04.164 35.289 30.122 30.286 28.467

These data/results cannot be reproduced, stored and/or transmitted in whole or in part by any manner of electronic, mechanical, photocopying, recording, broadcasting or otherwise now known or herein after developed without the previous express consent by the copyright owner, except for reproduction in daily press and regular printed publications on sale to the public within 60 days of the event related to those data/results and always provided that copyright symbol appears together as follows below.
© DORNA, 2021

Official MotoGP Timing by TISSOT
www.motogp.com

Austin, Friday, October 01, 2021

Page 2 of 6



Free Practice Nr. 2

MotoGP

Lap	Lap Time	T1	T2	T3	T4	Speed	Lap	Lap Time	T1	T2	T3	T4	Speed	
10	2'06.074	35.701	30.786	30.691	28.896	341.7	11	2'06.492	35.808	30.941	31.112	28.631	334.3	
11	2'20.824 P	36.345	36.811	32.191	35.477	339.6	12	2'06.074	35.638	30.931	30.856	28.649	335.4	
Run # 3	Front Tyre	Slick-Hard	Rear Tyre	Slick-Soft										
6 Laps at start				New Tyre										
12	10'34.687	37.068	32.032	30.948	28.515	342.8	13	2'17.058 P	37.938	32.347	31.874	34.899	334.3	
13	2'25.629 *	35.337	30.544	49.734*	30.014	326.2	Run # 3	Front Tyre	Slick-Hard	Rear Tyre	Slick-Soft	New Tyre		
14	2'04.723	35.264	30.558	30.592	28.309	346.1	5 Laps at start							
15	2'05.029	35.272	30.547	30.669	28.541	341.7	14	5'38.278 *	39.884	32.091	32.931 *	37.718	336.4	
							15	2'10.437	35.806	30.669	35.350	28.612	340.6	
							16	2'04.836	35.305	30.575	30.639	28.317	341.7	

9th 42 Alex RINS SUZUKI SPA
Team SUZUKI ECSTAR
Runs=4 Total laps=18 Full laps=9

Run #	Front Tyre	Slick-Medium	Rear Tyre	Slick-Medium		
		New Tyre	New Tyre			
1	2'22.613	37.183	33.390	32.516	34.764	333.3
2	2'09.129	36.756	31.469	31.609	29.295	338.5
3	2'07.550	36.134	31.066	31.367	28.983	335.4
4	2'08.790	35.813	31.084	32.679	29.214	335.4
5	2'07.142	35.936	31.021	31.236	28.949	335.4
6	2'14.038 P	35.610	31.062	31.478	35.888	335.4
Run # 2	Front Tyre	Slick-Hard	Rear Tyre	Slick-Medium	6 Laps at start	
		New Tyre		New Tyre		
7	6'36.948	36.789	32.090	31.697	29.447	332.3
8	2'06.894	35.812	31.132	31.046	28.904	335.4
9	2'06.361	35.693	31.005	30.853	28.810	337.5
10	2'06.227	35.523	30.921	30.982	28.801	335.4
11	2'16.903 P	39.032	31.456	31.701	34.714	335.4
Run # 3	Front Tyre	Slick-Soft	Rear Tyre	Slick-Medium	New Tyre	
		New Tyre		New Tyre		
12	4'14.865	39.040	31.274	31.437	28.843	335.4
13	2'07.536 *	35.430	32.437*	31.062	28.607	333.3
14	2'10.368 P	35.295	30.634	30.681*	33.758	335.4
Run # 4	Front Tyre	Slick-Soft	Rear Tyre	Slick-Soft	3 Laps at start	
		New Tyre		New Tyre		
15	3'36.144	35.883	31.010	31.203	28.754	336.4
16	2'04.802	35.245	30.521	30.625	28.411	335.4
17	2'05.041	35.263	30.568	30.666	28.544	336.4
18	5'28.868 P	36.656*	32.562	33.831	3'45.819	328.2

10th 23 Enea BASTIANINI DUCATI ITA
Avintia Esponsorama
Runs=2 Total laps=16 Full laps=8

Run #	Front Tyre	Slick-Hard	Rear Tyre	Slick-Medium		
		New Tyre	New Tyre			
1	2'43.730	39.025	33.665	33.051	29.684	333.3
2	2'10.017	37.155	31.971	31.581	29.310	337.5
3	2'08.101 *	36.414	31.404	31.202	29.081*	338.5
4	2'14.286	38.494	34.337	32.172	29.283	336.4
5	2'07.413	36.072	31.301	31.226	28.814	340.6
6	2'13.133 *	39.456*	31.529	31.876	30.272	337.5
7	2'06.933	36.085	31.047	31.124	28.677	337.5
8	2'18.525 P	39.758	32.188	31.990	34.589	336.4
Run # 2	Front Tyre	Slick-Hard	Rear Tyre	Slick-Soft	New Tyre	
		New Tyre		New Tyre		
9	9'47.921	41.116	32.214	31.573	29.340	334.3
10	2'07.815 *	36.316*	31.299	31.184	29.016	333.3

11th 33 Brad BINDER KTM RSA
Red Bull KTM Factory Racing
Runs=2 Total laps=16 Full laps=8

Run #	Front Tyre	Slick-Hard	Rear Tyre	Slick-Medium		
		New Tyre	New Tyre			
1	2'37.607	37.907	33.167	36.435	30.115	336.4
2	2'14.647 *	37.337	31.543*	36.224	29.543	340.6
3	2'12.997 *	36.483	31.457*	31.579	33.478	340.6
4	2'07.479 *	36.098	31.209	31.200	28.972*	340.6
5	2'06.863	36.244	30.908	31.140	28.571	339.6
6	2'05.809	35.664	30.715	30.834	28.596	341.7
7	2'18.721 P	40.281	31.921	32.179	34.340	319.5
Run # 2	Front Tyre	Slick-Hard	Rear Tyre	Slick-Medium	7 Laps at start	
		New Tyre		New Tyre		
8	7'51.943	39.671	38.471	32.525	29.193	334.3
9	2'11.182	36.565	31.497	31.259	31.861	337.5
10	2'06.562	35.917	30.890	30.984	28.771	339.6
11	2'06.706	36.014	31.059	30.886	28.747	336.4
12	2'14.492 P	37.231	30.842	31.353	35.066	338.5
Run # 3	Front Tyre	Slick-Hard	Rear Tyre	Slick-Soft	New Tyre	
		New Tyre		New Tyre		
13	7'55.551	36.596	31.524	31.726	28.793	338.5
14	2'05.313	35.555	30.550	30.668	28.540	339.6
15	2'04.852	35.215	30.520	30.679	28.438	339.6
16	2'05.459	35.492	30.691	30.792	28.484	338.5

12th 10 Luca MARINI DUCATI ITA
SKY VR46 Avintia
Runs=3 Total laps=16 Full laps=8

Run #	Front Tyre	Slick-Hard	Rear Tyre	Slick-Soft		
		New Tyre	New Tyre			
1	2'35.333	38.184	33.105	32.713	29.942	321.4
2	2'10.843 *	36.925	32.723*	31.668	29.527	336.4
3	2'09.184	36.509	31.413	31.410	29.852	337.5
4	2'07.934	36.490	31.264	31.212	28.968	336.4
5	2'07.136	35.965	31.352	30.950	28.869	342.8
6	2'18.917 P	38.791	32.383	32.584	35.159	333.3
Run # 2	Front Tyre	Slick-Hard	Rear Tyre	Slick-Soft	6 Laps at start	
		New Tyre		New Tyre		
7	6'54.003	36.623	32.007	31.633	29.250	333.3
8	2'09.324	36.285	31.474	31.623	29.942	333.3
9	2'08.100	36.327	31.526	31.195	29.052	336.4
10	2'26.102 P	39.775	35.768	34.496	36.063	284.9
Run # 3	Front Tyre	Slick-Hard	Rear Tyre	Slick-Medium	10 Laps at start	
		New Tyre		New Tyre		
11	5'51.866	36.547	32.166	31.579	29.240	330.2
12	2'08.976	36.055	31.401	32.611	28.909	334.3

Fastest Lap: Marc MARQUEZ Repsol Honda Team SPA 2'04.164 35.289 30.122 30.286 28.467

These data/results cannot be reproduced, stored and/or transmitted in whole or in part by any manner of electronic, mechanical, photocopying, recording, broadcasting or otherwise now known or herein after developed without the previous express consent by the copyright owner, except for reproduction in daily press and regular printed publications on sale to the public within 60 days of the event related to those data/results and always provided that copyright symbol appears together as follows below.
© DORNA, 2021



Free Practice Nr. 2

MotoGP

Lap	Lap Time	T1	T2	T3	T4	Speed	Lap	Lap Time	T1	T2	T3	T4	Speed
13	2'11.666 P	35.867	30.956	30.746*	34.097	335.4							
Run # 4	Front Tyre	Slick-Hard	Rear Tyre	Slick-Soft									
		New Tyre		New Tyre									
14	4'49.816	36.073	32.000	31.870	28.892	331.2							
15	2'05.078	35.492	30.610	30.546	28.430	336.4							
16	2'04.933	35.323	30.671	30.519	28.420	336.4							
13th 36	Joan MIR	SUZUKI		SPA									
	Team SUZUKI ECSTAR												
	Runs=2	Total laps=15	Full laps=8										
Run # 1	Front Tyre	Slick-Hard	Rear Tyre	Slick-Medium									
		New Tyre		New Tyre									
1	2'21.719	38.331	32.724	31.886	30.679	336.4							
2	2'17.983	36.969	33.779	35.627	31.608	339.6							
3	2'07.859	36.509	31.363	31.130	28.857	338.5							
4	2'07.095	36.165	31.158	31.069	28.703	337.5							
5	2'06.209	35.760	30.949	30.941	28.559	337.5							
6	2'21.509 P	41.444	32.515	32.359	35.191	336.4							
Run # 2	Front Tyre	Slick-Hard	Rear Tyre	Slick-Medium									
		6 Laps at start		6 Laps at start									
7	8'19.318	35.105	31.690	32.741	29.121	336.4							
8	2'06.420	36.003	30.924	30.915	28.578	337.5							
9	2'06.252 *	35.639	31.115*	30.872	28.626	336.4							
10	2'18.244 P	40.382	31.524	31.446	34.892	337.5							
Run # 3	Front Tyre	Slick-Hard	Rear Tyre	Slick-Soft									
		New Tyre		New Tyre									
11	8'30.223	39.550	31.361	31.274	28.805	337.5							
12	2'05.428	35.562	30.826	30.521	28.519	337.5							
13	2'04.904 *	35.430	30.545	30.481	28.448*	338.5							
14	2'20.316	35.572	42.825	32.649	29.270	318.5							
15	2'05.094	35.480	30.592	30.523	28.499	340.6							
14th 4	Andrea DOVIZIOSO	YAMAHA		ITA									
	Petronas Yamaha SRT												
	Runs=2	Total laps=15	Full laps=8										
Run # 1	Front Tyre	Slick-Hard	Rear Tyre	Slick-Medium									
		New Tyre		New Tyre									
1	2'23.527	37.382	32.744	32.622	30.074	331.2							
2	2'09.875	36.957	31.464	32.297	29.157	338.5							
3	2'08.334 *	36.191	31.627*	31.536	28.980	332.3							
4	2'07.297	35.993	31.043	31.324	28.937	334.3							
5	2'07.349	35.891	31.188	31.342	28.928	332.3							
6	2'06.791	35.679	30.995	31.270	28.847	331.2							
7	2'18.529 P	39.293	32.102	32.263	34.871	330.2							
Run # 2	Front Tyre	Slick-Hard	Rear Tyre	Slick-Medium									
		7 Laps at start		7 Laps at start									
8	10'44.857	38.886	32.648	31.673	28.941	328.2							
9	2'10.859	35.883	31.230	33.588	30.158	331.2							
10	2'06.352	35.671	30.827	31.004	28.850	333.3							
11	2'13.401 P	35.988	30.851	30.985	35.577	330.2							
Run # 3	Front Tyre	Slick-Soft	Rear Tyre	Slick-Soft									
		New Tyre		New Tyre									
12	6'16.614	38.297	31.613	31.422	29.133	332.3							
13	2'09.777 *	35.593	30.625	30.855	32.704*	334.3							
14	2'05.137	35.297	30.558	30.699	28.583	332.3							
15	2'11.410	35.369	30.528	33.455	32.058	332.3							
15th 21	Franco MORBIDELLI	YAMAHA		ITA									
	Monster Energy Yamaha MotoGP												
	Runs=2	Total laps=14	Full laps=7										
Run # 1	Front Tyre	Slick-Hard	Rear Tyre	Slick-Medium									
		New Tyre		New Tyre									
1	2'21.038 *	41.074	34.014*	32.974	30.821	332.3							
2	2'10.569	37.248	32.131	31.715	29.475	332.3							
3	2'09.108	36.693	31.367	31.965	29.083	332.3							
4	2'07.584	36.451	31.015	31.197	28.921	337.5							
5	2'07.237	36.182	31.035	31.196	28.824	336.4							
6	2'30.289 P	48.333*	33.484	32.630	35.842	335.4							
Run # 2	Front Tyre	Slick-Hard	Rear Tyre	Slick-Medium									
		6 Laps at start		6 Laps at start									
7	11'15.654 *	39.184	32.636*	32.581	29.221	336.4							
8	2'06.615	35.870	30.866	31.157	28.722	337.5							
9	2'22.214 P	35.853	30.888	39.092	36.381	334.3							
Run # 3	Front Tyre	Slick-Soft	Rear Tyre	Slick-Soft									
		New Tyre		New Tyre									
10	7'44.748 *	41.638	32.009	32.268*	28.751	315.7							
11	2'06.613	36.072	30.924	31.032	28.585	338.5							
12	2'18.875 *	44.228*	33.308	32.490	28.849	304.2							
13	2'05.296	35.321	30.500	30.800	28.675	337.5							
14	2'35.200 *	50.932*	34.927	35.423	33.918	295.0							
16th 73	Alex MARQUEZ	HONDA		SPA									
	LCR Honda CASTROL												
	Runs=2	Total laps=16	Full laps=10										
Run # 1	Front Tyre	Slick-Soft	Rear Tyre	Slick-Hard									
		New Tyre		New Tyre									
1	2'22.923	38.643	33.336	32.540	34.589	337.5							
2	2'09.074	36.779	31.541	31.565	29.189	338.5							
3	2'08.296 *	36.512	31.361*	31.487	28.936	340.6							
4	2'07.435	35.843	31.083	31.524	28.985	339.6							
5	2'11.193	38.757	31.711	31.572	29.153	340.6							
6	2'06.991	35.804	31.128	31.155	28.904	337.5							
7	2'13.881 P	35.916	31.463	31.935	34.567	336.4							
Run # 2	Front Tyre	Slick-Hard	Rear Tyre	Slick-Medium									
		New Tyre		New Tyre									
8	6'22.464	36.125	33.094	31.978	34.449	334.3							
9	2'07.084	36.261	30.962	31.106	28.755	338.5							
10	2'06.106	35.524	30.753	31.003	28.826	338.5							
11	2'06.537	35.665	30.983	30.970	28.919	337.5							
12	2'16.338 P	37.858*	31.459	31.996	35.025	338.5							
Run # 3	Front Tyre	Slick-Hard	Rear Tyre	Slick-Soft									
		5 Laps at start		New Tyre									
13	8'18.377 *	37.977	33.373	34.015	30.529*	311.2							
14	2'11.170	35.712	31.266	33.632	30.560	338.5							
15	2'24.323	35.734	30.599	43.650	34.340	337.5							
16	2'05.614	35.477	30.647	30.726	28.764	340.6							

Fastest Lap: Marc MARQUEZ Repsol Honda Team SPA **2'04.164** 35.289 30.122 30.286 28.467

These data/results cannot be reproduced, stored and/or transmitted in whole or in part by any manner of electronic, mechanical, photocopying, recording, broadcasting or otherwise now known or herein after developed without the previous express consent by the copyright owner, except for reproduction in daily press and regular printed publications on sale to the public within 60 days of the event related to those data/results and always provided that copyright symbol appears together as follows below.
© DORNA, 2021

Official MotoGP Timing by TISSOT
www.motogp.com

Austin, Friday, October 01, 2021

Page 4 of 6



Free Practice Nr. 2

MotoGP

Lap	Lap Time	T1	T2	T3	T4	Speed	Lap	Lap Time	T1	T2	T3	T4	Speed
17th	46	Valentino ROSSI		YAMAHA		ITA	Run #	1	Front Tyre	Slick-Hard	Rear Tyre	Slick-Medium	
		Petronas Yamaha SRT							New Tyre		New Tyre		
		Runs=3	Total laps=16	Full laps=9			1	2'23.406	*	36.402	32.657*	32.309	29.745 339.6
Run #	1	Front Tyre	Slick-Hard	Rear Tyre	Slick-Medium		2	2'17.061	*	36.782	31.462	35.005	33.812* 340.6
		New Tyre		New Tyre			3	2'08.980		36.298	31.179	32.598	28.905 345.0
1	2'41.081	37.173	33.577	32.520	29.772	333.3	4	2'07.876		35.784	31.392	32.067	28.633 341.7
2	2'10.212	37.126	31.682	31.900	29.504	335.4	5	2'07.073		35.838	31.271	31.127	28.837 338.5
3	2'14.161	36.683	31.592	31.424	34.462	335.4	6	2'18.289	P	38.371	33.446	32.367	34.105 334.3
4	2'09.006	36.700	31.516	31.470	29.320	337.5	Run #	2	Front Tyre	Slick-Hard	Rear Tyre	missing data	
5	2'08.469	36.462	31.462	31.412	29.133	336.4			6 Laps at start		Laps at start		
6	2'20.068	P	41.672*	32.737	32.151	326.2	7	7'10.664		36.617	31.851	31.566	28.889 336.4
Run #	2	Front Tyre	Slick-Hard	Rear Tyre	Slick-Medium		8	2'07.654	*	35.860	31.579*	31.395	28.820 336.4
		6 Laps at start		6 Laps at start			9	2'07.064		35.890	31.112	31.465	28.597 336.4
7	8'15.982	37.284	32.006	31.800	29.100	333.3	10	2'06.209		35.750	30.830	30.908	28.721 337.5
8	2'07.335	36.161	31.075	31.239	28.860	334.3	11	2'19.349	P	39.628	32.729	32.542	34.450 327.2
9	2'07.265	35.938	31.321	31.211	28.795	334.3	Run #	3	Front Tyre	Slick-Hard	Rear Tyre	Slick-Soft	
10	2'14.545	P	37.102	31.785	31.929	331.2			New Tyre		New Tyre		
Run #	3	Front Tyre	Slick-Soft	Rear Tyre	Slick-Soft		12	9'08.511		38.931	31.942	31.062	28.869 335.4
		New Tyre		New Tyre					unfinished	35.787	30.706	30.785	337.5
11	6'52.324	37.076	31.872	31.492	28.738	332.3							
12	2'06.502	36.011	30.848	31.048	28.595	333.3							
13	2'06.817	36.060	31.147	31.093	28.517	334.3							
14	2'18.760	P	38.905	32.731	33.011*	34.113							
Run #	4	Front Tyre	Slick-Soft	Rear Tyre	Slick-Soft								
		4 Laps at start		New Tyre									
15	2'59.979	34.102	31.710	31.054	28.583	334.3							
16	2'05.631	35.548	30.698	30.922	28.463	334.3							
18th	88	Miguel OLIVEIRA		KTM		POR	Run #	1	Front Tyre	Slick-Hard	Rear Tyre	Slick-Medium	
		Red Bull KTM Factory Racing							New Tyre		New Tyre		
		Runs=3	Total laps=14	Full laps=8			1	2'35.997		38.706	32.813	33.084	29.723 335.4
Run #	1	Front Tyre	Slick-Hard	Rear Tyre	Slick-Medium		2	2'09.434		36.573	31.801	31.821	29.239 333.3
		New Tyre		New Tyre			3	2'09.073		36.354	31.677	31.840	29.202 331.2
1	2'27.535	37.318	32.734	32.543	29.803	336.4	4	2'08.102		36.056	31.444	31.531	29.071 333.3
2	2'08.588	36.559	31.084	31.869	29.076	339.6	5	2'08.504		36.181	31.593	31.605	29.125 333.3
3	2'07.470	36.344	30.936	31.528	28.662	339.6	6	2'16.365	P	36.133	31.489	31.535	37.208 335.4
4	2'06.901	35.928	31.026	31.217	28.730	339.6	Run #	2	Front Tyre	Slick-Hard	Rear Tyre	Slick-Medium	
5	2'06.536	35.853	30.846	31.149	28.688	340.6			6 Laps at start		6 Laps at start		
6	2'18.387	P	40.029*	31.873	31.976	338.5	7	10'33.094		39.720	31.846	33.479	29.348 332.3
Run #	2	Front Tyre	Slick-Hard	Rear Tyre	Slick-Medium		8	2'07.514		35.965	31.225	31.324	29.000 331.2
		6 Laps at start		6 Laps at start			9	2'07.404		35.828	31.142	31.439	28.995 331.2
7	8'34.299	37.059	32.100	31.550	29.230	337.5	10	2'07.527		36.057	31.056	31.393	29.021 328.2
8	2'06.082	35.787	30.854	30.847	28.594	338.5	11	2'32.368	P	43.842	35.119	35.827	37.580 284.9
9	2'05.682	35.599	30.542	30.860	28.681	340.6	Run #	3	Front Tyre	Slick-Hard	Rear Tyre	Slick-Soft	
10	2'20.106	39.625	35.764	34.974	29.743	303.3			New Tyre		New Tyre		
11	2'06.209	35.652	30.931	30.994	28.632	338.5	12	8'08.497	*	42.598	32.149	35.984	37.851* 328.2
12	2'16.251	P	36.895*	31.784	32.675	336.4	13	2'06.235		35.787	30.709	31.043	28.696 332.3
Run #	3	Front Tyre	Slick-Hard	Rear Tyre	Slick-Soft		14	2'10.279		35.609	30.791	31.182	32.697 331.2
		New Tyre		New Tyre									
13	6'27.449	38.278	32.106	31.608	28.979	338.5							
14	2'55.891	P	35.704	31.021	1'13.484	35.682							
19th	41	Alex ESPARGARO		APRILIA		SPA	Run #	1	Front Tyre	Slick-Hard	Rear Tyre	Slick-Medium	
		Aprilia Racing Team Gresini							New Tyre		New Tyre		
		Runs=3	Total laps=13	Full laps=5			1	2'29.146		37.992	33.009	32.776	29.745 339.6
Run #	1	Front Tyre	Slick-Hard	Rear Tyre	Slick-Medium		2	2'08.675		36.733	31.640	31.574	28.728 336.4
		New Tyre		New Tyre			3	2'07.568		35.879	31.167	31.827	28.695 341.7
1	2'27.535	37.318	32.734	32.543	29.803	336.4	4	2'10.492		35.607	34.684	31.416	28.785 336.4
2	2'08.588	36.559	31.084	31.869	29.076	339.6	5	2'06.578		35.727	30.894	31.196	28.761 336.4
3	2'07.470	36.344	30.936	31.528	28.662	339.6	6	2'20.259	P	41.118*	32.569	31.752	34.820 336.4
4	2'06.901	35.928	31.026	31.217	28.730	339.6							
5	2'06.536	35.853	30.846	31.149	28.688	340.6							
6	2'18.387	P	40.029*	31.873	31.976	338.5							
Run #	3	Front Tyre	Slick-Hard	Rear Tyre	Slick-Soft								
		New Tyre		New Tyre									
13	6'27.449	38.278	32.106	31.608	28.979	338.5							
14	2'55.891	P	35.704	31.021	1'13.484	35.682							

Fastest Lap: Marc MARQUEZ Repsol Honda Team SPA **2'04.164** 35.289 30.122 30.286 28.467

These data/results cannot be reproduced, stored and/or transmitted in whole or in part by any manner of electronic, mechanical, photocopying, recording, broadcasting or otherwise now known or herein after developed without the previous express consent by the copyright owner, except for reproduction in daily press and regular printed publications on sale to the public within 60 days of the event related to those data/results and always provided that copyright symbol appears together as follows below.
© DORNA, 2021

Official MotoGP Timing by TISSOT
www.motogp.com

Austin, Friday, October 01, 2021

Page 5 of 6



Free Practice Nr. 2

MotoGP

Lap	Lap Time	T1	T2	T3	T4	Speed	Lap	Lap Time	T1	T2	T3	T4	Speed
Run # 2		Front Tyre Slick-Hard		Rear Tyre Slick-Medium									
		6 Laps at start				6 Laps at start							
7	6'58.537	39.063	31.655	31.458	28.927	333.3							
8	2'06.478	35.676	31.043	31.076	28.683	336.4							
9	2'10.060	35.948	30.998	34.023	29.091	333.3							
10	2'19.784 P	36.006	36.212	33.219	34.347	319.5							
Run # 3		Front Tyre Slick-Hard		Rear Tyre Slick-Medium									
		10 Laps at start				10 Laps at start							
11	5'27.756	36.268	32.027	35.502	36.264	334.3							
12	2'06.968	35.964	31.024	31.144	28.836	333.3							
13	2'44.243 P	35.845	30.943	1'03.208	34.247	334.3							
Run # 4		Front Tyre Slick-Hard		Rear Tyre Slick-Soft									
		New Tyre		New Tyre									
14	4'53.931	36.814	34.031	32.209	29.531	326.2							
15	2'07.674	35.552	30.638	32.111	29.373	335.4							
16	2'06.257	35.526	30.756	31.143	28.832	333.3							

Fastest Lap: Marc MARQUEZ Repsol Honda Team SPA **2'04.164** 35.289 30.122 30.286 28.467

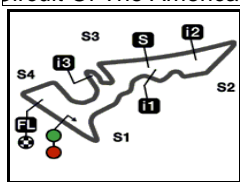
These data/results cannot be reproduced, stored and/or transmitted in whole or in part by any manner of electronic, mechanical, photocopying, recording, broadcasting or otherwise now known or herein after developed without the previous express consent by the copyright owner, except for reproduction in daily press and regular printed publications on sale to the public within 60 days of the event related to those data/results and always provided that copyright symbol appears together as follows below.
© DORNA, 2021

Official MotoGP Timing by TISSOT
www.motogp.com

Austin, Friday, October 01, 2021

Page 6 of 6





5513 m.

RED BULL GRAND PRIX OF THE AMERICAS

Free Practice Nr. 2

Best Partial Times

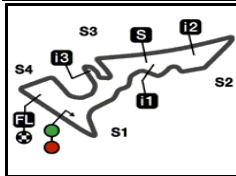
MotoGP™

IT Ideal Lap Time, sum of the best partial times*BT* Best Lap Time

T1		T2		T3		T4		Pos	Rider	IT	BT	
<i>Pos</i>	<i>Rider</i>	<i>Time</i>	<i>Rider</i>	<i>Time</i>	<i>Rider</i>	<i>Time</i>	<i>Rider</i>	<i>Time</i>				
1	J.MILLER	34.886	M.MARQUEZ	30.050	M.MARQUEZ	30.286	T.NAKAGAMI	28.265	1	M.MARQUEZ	2'03.912	2'04.164 (1)
2	M.MARQUEZ	35.109	P.ESPARGARO	30.325	F.QUARTARARO	30.297	P.ESPARGARO	28.273	2	J.MILLER	2'04.072	2'04.179 (2)
3	B.BINDER	35.215	F.QUARTARARO	30.343	J.MILLER	30.309	J.ZARCO	28.309	3	F.QUARTARAR	2'04.290	2'04.366 (3)
4	J.MARTIN	35.230	F.BAGNAIA	30.347	J.MIR	30.481	E.BASTIANINI	28.317	4	F.BAGNAIA	2'04.486	2'04.663 (6)
5	A.RINS	35.245	T.NAKAGAMI	30.372	L.MARINI	30.519	F.BAGNAIA	28.317	5	T.NAKAGAMI	2'04.550	2'04.612 (5)
6	J.ZARCO	35.264	J.MARTIN	30.384	F.BAGNAIA	30.532	F.QUARTARARO	28.367	6	P.ESPARGAR	2'04.552	2'04.552 (4)
7	F.QUARTARARO	35.283	J.MILLER	30.464	T.NAKAGAMI	30.559	A.RINS	28.411	7	J.MARTIN	2'04.677	2'04.677 (7)
8	F.BAGNAIA	35.290	F.MORBIDELLI	30.500	J.MARTIN	30.588	J.MILLER	28.413	8	J.ZARCO	2'04.709	2'04.723 (8)
9	A.DOVIZIOSO	35.297	B.BINDER	30.520	J.ZARCO	30.592	L.MARINI	28.420	9	A.RINS	2'04.802	2'04.802 (9)
10	E.BASTIANINI	35.305	A.RINS	30.521	P.ESPARGARO	30.606	B.BINDER	28.438	10	E.BASTIANINI	2'04.836	2'04.836 (10)
11	F.MORBIDELLI	35.321	A.DOVIZIOSO	30.528	A.RINS	30.625	V.ROSSI	28.463	11	B.BINDER	2'04.841	2'04.852 (11)
12	L.MARINI	35.323	M.OLIVEIRA	30.542	E.BASTIANINI	30.639	M.MARQUEZ	28.467	12	L.MARINI	2'04.872	2'04.933 (12)
13	P.ESPARGARO	35.348	J.ZARCO	30.544	B.BINDER	30.668	J.MARTIN	28.475	13	J.MIR	2'04.955	2'05.094 (13)
14	T.NAKAGAMI	35.354	J.MIR	30.545	A.DOVIZIOSO	30.699	J.MIR	28.499	14	A.DOVIZIOSO	2'05.107	2'05.137 (14)
15	J.MIR	35.430	E.BASTIANINI	30.575	A.MARQUEZ	30.726	A.DOVIZIOSO	28.583	15	F.MORBIDELLI	2'05.206	2'05.296 (15)
16	A.MARQUEZ	35.477	A.MARQUEZ	30.599	A.ESPARGARO	30.785	F.MORBIDELLI	28.585	16	A.MARQUEZ	2'05.557	2'05.614 (16)
17	I.LECUONA	35.526	L.MARINI	30.610	F.MORBIDELLI	30.800	M.OLIVEIRA	28.594	17	M.OLIVEIRA	2'05.582	2'05.682 (18)
18	V.ROSSI	35.548	I.LECUONA	30.638	M.OLIVEIRA	30.847	A.ESPARGARO	28.597	18	V.ROSSI	2'05.631	2'05.631 (17)
19	M.OLIVEIRA	35.599	V.ROSSI	30.698	V.ROSSI	30.922	I.LECUONA	28.683	19	A.ESPARGAR	2'05.838	2'06.209 (19)
20	D.PETRUCCI	35.609	A.ESPARGARO	30.706	D.PETRUCCI	31.043	D.PETRUCCI	28.696	20	I.LECUONA	2'05.923	2'06.257 (21)
21	A.ESPARGARO	35.750	D.PETRUCCI	30.709	I.LECUONA	31.076	A.MARQUEZ	28.755	21	D.PETRUCCI	2'06.057	2'06.235 (20)


These data/results cannot be reproduced, stored and/or transmitted in whole or in part by any manner of electronic, mechanical, photocopying, recording, broadcasting or otherwise now known or herein after developed without the previous express consent by the copyright owner, except for reproduction in daily press and regular printed publications on sale to the public within 60 days of the event related to those data/results and always provided that copyright symbol appears together as follows below.
© DORNA, 2021





5513 m.

RED BULL GRAND PRIX OF THE AMERICAS**Free Practice Nr. 2****Fastest Laps Sequence**

<i>Practice Time</i>	 <i>Rider</i>	<i>Nation</i>	<i>Motorcycle</i>	<i>Time</i>	<i>Km/h</i>	<i>Rider's Lap</i>
4'31.607	21 Franco MORBIDELLI	ITA	YAMAHA	2'10.569	152.0	2
4'31.742	42 Alex RINS	SPA	SUZUKI	2'09.129	153.6	2
4'31.997	73 Alex MARQUEZ	SPA	HONDA	2'09.074	153.7	2
4'36.123	88 Miguel OLIVEIRA	POR	KTM	2'08.588	154.3	2
4'37.308	5 Johann ZARCO	FRA	DUCATI	2'08.343	154.6	2
4'39.997	89 Jorge MARTIN	SPA	DUCATI	2'07.650	155.4	2
5'19.520	20 Fabio QUARTARARO	FRA	YAMAHA	2'07.529	155.6	2
6'43.593	88 Miguel OLIVEIRA	POR	KTM	2'07.470	155.6	3
6'44.416	5 Johann ZARCO	FRA	DUCATI	2'07.108	156.1	3
7'02.098	93 Marc MARQUEZ	SPA	HONDA	2'06.067	157.4	3
11'19.983	43 Jack MILLER	AUS	DUCATI	2'05.681	157.9	5
11'26.436	93 Marc MARQUEZ	SPA	HONDA	2'05.156	158.5	5
38'36.011	63 Francesco BAGNAIA	ITA	DUCATI	2'04.793	159.0	13
38'39.144	30 Takaaki NAKAGAMI	JPN	HONDA	2'04.612	159.2	13
42'13.524	20 Fabio QUARTARARO	FRA	YAMAHA	2'04.366	159.5	15
44'32.265	93 Marc MARQUEZ	SPA	HONDA	2'04.164	159.8	16

These data/results cannot be reproduced, stored and/or transmitted in whole or in part by any manner of electronic, mechanical, photocopying, recording, broadcasting or otherwise now known or herein after developed without the previous express consent by the copyright owner, except for reproduction in daily press and regular printed publications on sale to the public within 60 days of the event related to those data/results and always provided that copyright symbol appears together as follows below.

© DORNA, 2021

Official MotoGP Timing by **TISSOT**
www.motogp.com

Austin, Friday, October 01, 2021

