


5513 m.

RED BULL GRAND PRIX OF THE AMERICAS**Free Practice Nr. 3****Classification****10**

	Rider	Nation	Team	Motorcycle	Time	Lap Total	Gap	Top Speed
1	43 Jack MILLER	AUS	Ducati Lenovo Team	DUCATI	2'02.923	15 16		348.3
2	30 Takaaki NAKAGAMI	JPN	LCR Honda IDEMITSU	HONDA	2'03.602	15 16	0.679 0.679	340.6
3	42 Alex RINS	SPA	Team SUZUKI ECSTAR	SUZUKI	2'03.727	16 17	0.804 0.125	340.6
4	93 Marc MARQUEZ	SPA	Repsol Honda Team	HONDA	2'03.804	15 17	0.881 0.077	345.0
5	5 Johann ZARCO	FRA	Pramac Racing	DUCATI	2'03.823	15 17	0.900 0.019	346.1
6	20 Fabio QUARTARARO	FRA	Monster Energy Yamaha MotoGP	YAMAHA	2'03.867	13 17	0.944 0.044	339.6
7	44 Pol ESPARGARO	SPA	Repsol Honda Team	HONDA	2'04.020	12 12	1.097 0.153	343.9
8	33 Brad BINDER	RSA	Red Bull KTM Factory Racing	KTM	2'04.040	15 15	1.117 0.020	341.7
9	63 Francesco BAGNAIA	ITA	Ducati Lenovo Team	DUCATI	2'04.125	14 15	1.202 0.085	347.2
10	89 Jorge MARTIN	SPA	Pramac Racing	DUCATI	2'04.197	14 15	1.274 0.072	343.9
11	88 Miguel OLIVEIRA	POR	Red Bull KTM Factory Racing	KTM	2'04.260	16 16	1.337 0.063	342.8
12	23 Enea BASTIANINI	ITA	Avintia Esponsorama	DUCATI	2'04.427	16 16	1.504 0.167	346.1
13	36 Joan MIR	SPA	Team SUZUKI ECSTAR	SUZUKI	2'04.494	14 16	1.571 0.067	339.6
14	21 Franco MORBIDELLI	ITA	Monster Energy Yamaha MotoGP	YAMAHA	2'04.510	14 16	1.587 0.016	338.5
15	46 Valentino ROSSI	ITA	Petronas Yamaha SRT	YAMAHA	2'04.860	17 17	1.937 0.350	337.5
16	27 Iker LECUONA	SPA	Tech 3 KTM Factory Racing	KTM	2'04.890	13 14	1.967 0.030	339.6
17	4 Andrea DOVIZIOSO	ITA	Petronas Yamaha SRT	YAMAHA	2'05.310	15 15	2.387 0.420	335.4
18	73 Alex MARQUEZ	SPA	LCR Honda CASTROL	HONDA	2'05.539	12 14	2.616 0.229	343.9
19	41 Aleix ESPARGARO	SPA	Aprilia Racing Team Gresini	APRILIA	2'05.558	3 12	2.635 0.019	346.1
20	10 Luca MARINI	ITA	SKY VR46 Avintia	DUCATI	2'05.928	3 12	3.005 0.370	341.7
21	9 Danilo PETRUCCI	ITA	Tech 3 KTM Factory Racing	KTM	2'06.050	11 15	3.127 0.122	338.5

Practice condition: **Dry**Air: **25°**Humidity: **84%**Ground: **29°**

Fastest Lap:	Lap: 15	Jack MILLER	2'02.923	161.4 Km/h
Best Race Lap:	2014	Marc MARQUEZ	2'03.575	160.6 Km/h
All Time Lap Record:	2015	Marc MARQUEZ	2'02.135	162.4 Km/h

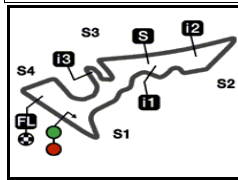
The results are provisional until the end of the limit for protest and appeals.

Time limit for protest expires 30' after publication of the results - Time:

These data/results cannot be reproduced, stored and/or transmitted in whole or in part by any manner of electronic, mechanical, photocopying, recording, broadcasting or otherwise now known or herein after developed without the previous express consent by the copyright owner, except for reproduction in daily press and regular printed publications on sale to the public within 60 days of the event related to those data/results and always provided that copyright symbol appears together as follows below.

© DORNA, 2021

Official MotoGP Timing by **TISSOT**
www.motogp.com**Austin, Saturday, October 02, 2021**




5513 m.

RED BULL GRAND PRIX OF THE AMERICAS

Free Practice Nr. 3

Combined Free Practice Times

11

	Rider	Nation	Team	MOTORCYCLE	FP1	FP2	FP3	Gap
1	43 J.MILLER	AUS	Ducati Lenovo Team	DUCATI	2'16.039 14	2'04.179 17	2'02.923 15	
2	30 T.NAKAGAMI	JPN	LCR Honda IDEMITSU	HONDA	2'18.292 14	2'04.612 13	2'03.602 15	0.679 0.679
3	42 A.RINS	SPA	Team SUZUKI ECSTAR	SUZUKI	2'17.027 15	2'04.802 16	2'03.727 16	0.804 0.125
4	93 M.MARQUEZ	SPA	Repsol Honda Team	HONDA	2'15.872 12	2'04.164 16	2'03.804 15	0.881 0.077
5	5 J.ZARCO	FRA	Pramac Racing	DUCATI	2'16.471 16	2'04.723 14	2'03.823 15	0.900 0.019
6	20 F.QUARTARARO	FRA	Monster Energy Yamaha MotoGP	YAMAHA	2'18.165 16	2'04.366 15	2'03.867 13	0.944 0.044
7	44 P.ESPARGARO	SPA	Repsol Honda Team	HONDA	2'16.822 14	2'04.552 16	2'04.020 12	1.097 0.153
8	33 B.BINDER	RSA	Red Bull KTM Factory Racing	KTM	2'17.596 13	2'04.852 15	2'04.040 15	1.117 0.020
9	63 F.BAGNAIA	ITA	Ducati Lenovo Team	DUCATI	2'17.328 16	2'04.663 16	2'04.125 14	1.202 0.085
10	89 J.MARTIN	SPA	Pramac Racing	DUCATI	2'18.832 8	2'04.677 14	2'04.197 14	1.274 0.072
11	88 M.OLIVEIRA	POR	Red Bull KTM Factory Racing	KTM	2'16.655 14	2'05.682 9	2'04.260 16	1.337 0.063
12	23 E.BASTIANINI	ITA	Avintia Esponsorama	DUCATI	2'18.648 14	2'04.836 16	2'04.427 16	1.504 0.167
13	36 J.MIR	SPA	Team SUZUKI ECSTAR	SUZUKI	2'17.903 9	2'05.094 15	2'04.494 14	1.571 0.067
14	21 F.MORBIDELLI	ITA	Monster Energy Yamaha MotoGP	YAMAHA	2'18.530 13	2'05.296 13	2'04.510 14	1.587 0.016
15	46 V.ROSSI	ITA	Petronas Yamaha SRT	YAMAHA	2'19.668 14	2'05.631 16	2'04.860 17	1.937 0.350
16	27 I.LECUONA	SPA	Tech 3 KTM Factory Racing	KTM	2'17.596 16	2'06.257 16	2'04.890 13	1.967 0.030
17	10 L.MARINI	ITA	SKY VR46 Avintia	DUCATI	2'17.755 12	2'04.933 16	2'05.928 3	2.010 0.043
18	4 A.DOVIZIOSO	ITA	Petronas Yamaha SRT	YAMAHA	2'20.556 5	2'05.137 14	2'05.310 15	2.214 0.204
19	73 A.MARQUEZ	SPA	LCR Honda CASTROL	HONDA	2'16.964 16	2'05.614 16	2'05.539 12	2.616 0.402
20	41 A.ESPARGARO	SPA	Aprilia Racing Team Gresini	APRILIA	2'18.087 14	2'06.209 10	2'05.558 3	2.635 0.019
21	9 D.PETRUCCI	ITA	Tech 3 KTM Factory Racing	KTM	2'18.083 11	2'06.235 13	2'06.050 11	3.127 0.492

Pole Position Record:	2015	Marc MARQUEZ	2'02.135	162.4 Km/h
Best Race Lap:	2014	Marc MARQUEZ	2'03.575	160.6 Km/h
All Time Lap Record:	2015	Marc MARQUEZ	2'02.135	162.4 Km/h

The results are provisional until the end of the limit for protest and appeals.

Time limit for protest expires 60' after publication of the results - Time:

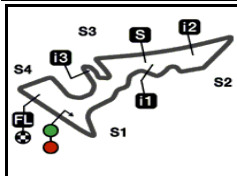
These data/results cannot be reproduced, stored and/or transmitted in whole or in part by any manner of electronic, mechanical, photocopying, recording, broadcasting or otherwise now known or herein after developed without the previous express consent by the copyright owner, except for reproduction in daily press and regular printed publications on sale to the public within 60 days of the event related to those data/results and always provided that copyright symbol appears together as follows below.

© DORNA, 2021

Official MotoGP Timing by TISSOT
www.motogp.com

Austin, Saturday, October 02, 2021





5513 m.

RED BULL GRAND PRIX OF THE AMERICAS

Free Practice Nr. 3

Top Speed & Average

12



Rider	Nation	Motorcycle	Top 5 speeds					Average	Top
43 Jack MILLER	AUS	DUCATI	348.3	346.1	345.0	345.0	343.9	345.0	348.3
63 Francesco BAGNAIA	ITA	DUCATI	347.2	346.1	345.0	343.9	343.9	344.8	347.2
5 Johann ZARCO	FRA	DUCATI	346.1	345.0	343.9	343.9	343.9	344.6	346.1
23 Enea BASTIANINI	ITA	DUCATI	346.1	346.1	343.9	343.9	342.8	343.9	346.1
41 Aleix ESPARGARO	SPA	APRILIA	346.1	342.8	340.6	340.6	338.5	340.8	346.1
93 Marc MARQUEZ	SPA	HONDA	345.0	340.6	339.6	339.6	339.6	340.4	345.0
44 Pol ESPARGARO	SPA	HONDA	343.9	342.8	342.8	342.8	341.7	342.8	343.9
73 Alex MARQUEZ	SPA	HONDA	343.9	343.9	343.9	343.9	343.9	343.9	343.9
89 Jorge MARTIN	SPA	DUCATI	343.9	342.8	342.8	340.6	339.6	341.1	343.9
88 Miguel OLIVEIRA	POR	KTM	342.8	340.6	340.6	340.6	340.6	341.0	342.8
10 Luca MARINI	ITA	DUCATI	341.7	340.6	339.6	337.5	337.5	339.4	341.7
33 Brad BINDER	RSA	KTM	341.7	339.6	339.6	339.6	338.5	339.3	341.7
30 Takaaki NAKAGAMI	JPN	HONDA	340.6	340.6	339.6	339.6	339.6	340.0	340.6
42 Alex RINS	SPA	SUZUKI	340.6	339.6	338.5	338.5	338.5	339.1	340.6
20 Fabio QUARTARARO	FRA	YAMAHA	339.6	338.5	338.5	338.5	337.5	338.2	339.6
27 Iker LECUONA	SPA	KTM	339.6	338.5	338.5	338.5	338.5	338.7	339.6
36 Joan MIR	SPA	SUZUKI	339.6	339.6	338.5	338.5	338.5	338.9	339.6
9 Danilo PETRUCCI	ITA	KTM	338.5	337.5	337.5	335.4	334.3	336.6	338.5
21 Franco MORBIDELLI	ITA	YAMAHA	338.5	338.5	336.4	335.4	335.4	336.6	338.5
46 Valentino ROSSI	ITA	YAMAHA	337.5	337.5	336.4	336.4	336.4	336.8	337.5
4 Andrea DOVIZIOSO	ITA	YAMAHA	335.4	335.4	334.3	334.3	333.3	334.5	335.4

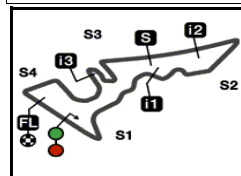
These data/results cannot be reproduced, stored and/or transmitted in whole or in part by any manner of electronic, mechanical, photocopying, recording, broadcasting or otherwise now known or herein after developed without the previous express consent by the copyright owner, except for reproduction in daily press and regular printed publications on sale to the public within 60 days of the event related to those data/results and always provided that copyright symbol appears together as follows below.

© DORNA, 2021

Official MotoGP Timing by TISSOT
www.motogp.com



Austin, Saturday, October 02, 2021



5513 m.

RED BULL GRAND PRIX OF THE AMERICAS

Free Practice Nr. 3

Chronological Analysis of Performances

13

* Lap / Sector time cancelled

T1 Time from finish line to 1st intermediate

T3 Time from 2nd intermed. to 3rd intermed.

P Crossing the finish line in pit lane

T2 Time from 1st intermed. to 2nd intermed.

T4 Time from 3rd intermediate to finish line

**Tyre data subject to further updates

Lap	Lap Time	T1	T2	T3	T4	Speed	Lap	Lap Time	T1	T2	T3	T4	Speed
1st	43	Jack MILLER		DUCATI		AUS	Run # 3	Front Tyre Slick-Soft		Rear Tyre Slick-Soft		New Tyre	
		Ducati Lenovo Team					4 Laps at start						
		Runs=2	Total laps=16	Full laps=9			12	8'58.207 *	37.211	32.234	31.970*	28.842	334.3
Run # 1	Front Tyre Slick-Hard	Rear Tyre Slick-Soft					13	2'06.582	35.126	30.293	30.956	30.207	338.5
	12 Laps at start		5 Laps at start				14	2'10.147 *	38.283*	32.363	30.985	28.516	336.4
1	2'47.891	38.290	33.343	32.342	29.380	340.6	15	2'03.602	34.964	30.226	30.285	28.127	339.6
2	2'07.465	36.450	31.309	30.975	28.731	346.1	16	2'27.825 *	41.830*	40.560	34.562	30.873	274.1
3	2'05.786	35.899	30.734	30.638	28.515	348.3							
4	2'05.381	35.583	30.541	30.587	28.670	345.0							
5	2'11.342	39.743	31.537	30.983	29.079	343.9							
6	2'06.437	35.941	30.939	30.709	28.848	343.9							
7	2'06.041	35.666	30.914	30.688	28.773	343.9							
8	2'05.333	35.553	30.649	30.592	28.539	343.9							
9	2'21.704 P	40.150	32.553	32.309	36.692	342.8							
Run # 2	Front Tyre Slick-Soft	Rear Tyre Slick-Soft											
	New Tyre		New Tyre										
10	9'37.867	36.416	32.051	31.321	28.851	341.7							
11	2'03.549	35.212	30.084	30.122	28.131	342.8							
12	2'17.560 P	35.346	32.833	32.728	36.653	330.2							
Run # 3	Front Tyre Slick-Soft	Rear Tyre Slick-Soft											
	3 Laps at start		New Tyre										
13	5'48.502 *	35.561	31.073	32.921*	29.533	342.8							
14	2'12.045 *	35.231	36.920*	31.352	28.542	335.4							
15	2'02.923	34.709	29.920	30.139	28.155	345.0							
16	2'38.039 *	53.745*	33.740	36.234	34.320	338.5							
2nd	30	Takaaki NAKAGAMI		HONDA		JPN							
		LCR Honda IDEMITSU											
		Runs=2	Total laps=16	Full laps=9									
Run # 1	Front Tyre Slick-Soft	Rear Tyre Slick-Soft											
	5 Laps at start		5 Laps at start										
1	2'27.445	40.078	32.996	32.700	29.158	336.4							
2	2'06.101	35.996	30.725	30.946	28.434	339.6							
3	2'04.918	35.321	30.438	30.830	28.329	340.6							
4	2'05.862	35.526	30.613	31.004	28.719	340.6							
5	2'08.647	35.535	33.170	31.420	28.522	330.2							
6	2'04.616	35.327	30.502	30.526	28.261	338.5							
7	2'20.536 P	41.167*	33.219	31.759	34.391	337.5							
Run # 2	Front Tyre Slick-Soft	Rear Tyre Slick-Soft											
	New Tyre		New Tyre										
8	7'37.957	45.012	32.848	31.722	28.666	337.5							
9	2'05.548	35.200	30.600	31.425	28.323	338.5							
10	2'03.739	35.043	30.253	30.256	28.187	339.6							
11	2'23.550 P	39.343*	31.868	35.176	37.163	336.4							
3rd	42	Alex RINS		SUZUKI		SPA							
		Team SUZUKI ECSTAR											
		Runs=3	Total laps=17	Full laps=9									
Run # 1	Front Tyre Slick-Medium	Rear Tyre Slick-Medium											
	6 Laps at start		3 Laps at start										
1	2'37.725	37.283	32.970	31.840	29.548	334.3							
2	2'06.996	36.163	31.059	30.950	28.824	338.5							
3	2'06.352	35.749	31.034	30.869	28.700	339.6							
4	2'05.594	35.620	30.724	30.683	28.567	338.5							
5	2'14.801 P	36.472	31.913	31.669	34.747	336.4							
Run # 2	Front Tyre Slick-Soft	Rear Tyre Slick-Medium											
	7 Laps at start		8 Laps at start										
6	8'19.781	36.271	32.516	32.083	28.937	340.6							
7	2'05.527	35.401	30.775	30.802	28.549	336.4							
8	2'05.289	35.441	30.673	30.632	28.543	336.4							
9	2'05.242	35.460	30.500	30.733	28.549	336.4							
10	2'17.100 P	39.056*	31.424	31.771	34.849	336.4							
Run # 3	Front Tyre Slick-Soft	Rear Tyre Slick-Soft											
	New Tyre		New Tyre										
11	4'27.533	36.947	31.616	31.219	28.727	336.4							
12	2'04.427	35.262	30.281	30.547	28.337	337.5							
13	2'04.212	35.100	30.336	30.450	28.326	335.4							
14	2'14.640 P	37.447*	31.413	31.480*	34.300	334.3							
Run # 4	Front Tyre Slick-Soft	Rear Tyre Slick-Soft											
	4 Laps at start		New Tyre										
15	3'21.088	36.124	31.820	32.466	28.515	330.2							
16	2'03.727	34.905	30.135	30.533	28.154	337.5							
17	2'14.733 *	40.905*	32.496	31.562	29.770	338.5							
4th	93	Marc MARQUEZ		HONDA		SPA							
		Repsol Honda Team											
		Runs=2	Total laps=17	Full laps=9									
Run # 1	Front Tyre Slick-Hard	Rear Tyre Slick-Soft											
	3 Laps at start		3 Laps at start										
1	2'53.224	37.830	32.692	32.512	29.735	338.5							
2	2'09.614	36.174	30.680	33.743	29.017	340.6							
3	2'05.096	35.637	30.413	30.515	28.531	339.6							
Fastest Lap:	Jack MILLER	Ducati Lenovo Team	AUS	2'02.923	34.709	29.920	30.139	28.155					

These data/results cannot be reproduced, stored and/or transmitted in whole or in part by any manner of electronic, mechanical, photocopying, recording, broadcasting or otherwise now known or herein after developed without the previous express consent by the copyright owner, except for reproduction in daily press and regular printed publications on sale to the public within 60 days of the event related to those data/results and always provided that copyright symbol appears together as follows below.
© DORNA, 2021



Free Practice Nr. 3

MotoGP

Lap	Lap Time	T1	T2	T3	T4	Speed	Lap	Lap Time	T1	T2	T3	T4	Speed	
4	2'04.839	35.610	30.346	30.441	28.442	339.6	6	2'04.936	35.313	30.543	30.592	28.488	335.4	
5	2'14.600 *	36.715*	34.820*	33.068	29.997	302.5	7	2'21.020	45.194	33.390	32.426	30.010	335.4	
6	2'05.976	35.503	30.238	30.536	29.699	345.0	8	2'05.684	35.884	30.700	30.614	28.486	336.4	
7	2'14.120 P	37.080	31.453	31.342	34.245	339.6	9	2'05.118	35.337	30.671	30.618	28.492	337.5	
Run # 2	Front Tyre	Slick-Hard	Rear Tyre	Slick-Soft										
	10 Laps at start			10 Laps at start										
8	6'57.280	37.845	31.984	32.137	29.209	337.5	10	2'23.719 P	39.839	34.425	33.281	36.174	333.3	
	New Tyre			New Tyre										
9	2'05.645	35.730	30.453	30.732	28.730	336.4	11	8'25.744	36.864	32.080	31.857	29.369	337.5	
10	2'05.051	35.583	30.341	30.588	28.539	339.6	12	2'04.083 *	35.207	30.305*	30.342	28.229	338.5	
11	2'05.004 *	35.564*	30.282	30.452	28.706	339.6	13	2'03.867	34.998	30.329	30.275	28.265	338.5	
12	2'04.688	35.424	30.347	30.418	28.499	339.6	14	2'26.926 P	40.976	33.078	35.803	37.069	336.4	
13	2'22.890 P	38.413*	33.747	35.580	35.150	329.2								
Run # 3	Front Tyre	Slick-Hard	Rear Tyre	Slick-Soft										
	New Tyre			New Tyre										
14	6'10.116 *	36.366	31.342	31.589*	28.916	336.4	Run # 3	Front Tyre	Slick-Hard	Rear Tyre	Slick-Soft			
15	2'03.804	35.117	30.068	30.328	28.291	338.5		New Tyre			New Tyre			
16	2'30.429	38.222	35.154	45.625	31.428	264.0	15	4'10.487	39.119	32.549	32.024	29.010	336.4	
17	2'20.264 *	39.253*	34.243	34.305	32.463*	300.0	16	2'07.279	37.386	30.808	30.775	28.310	338.5	
							17	2'03.867	35.232	30.207	30.243	28.185	339.6	

5th 5 Johann ZARCO DUCATI FRA
Pramac Racing

Runs=2 Total laps=17 Full laps=11

Run #	Front Tyre	Slick-Soft	Rear Tyre	Slick-Soft			
	5 Laps at start		4 Laps at start				
1	2'45.669	38.454	33.889	32.295	29.445	339.6	
2	2'07.870	36.463	30.979	31.615	28.813	341.7	
3	2'05.693	35.555	30.767	30.766	28.605	341.7	
4	2'05.342	35.501	30.593	30.635	28.613	341.7	
5	2'05.493	35.524	30.660	30.727	28.582	342.8	
6	2'16.109	35.537	32.986	38.260	29.326	319.5	
7	2'05.094	35.524	30.623	30.542	28.405	346.1	
8	2'05.045	35.352	30.612	30.706	28.375	343.9	
9	2'17.503 P	36.569*	33.140	32.319	35.475	338.5	
Run # 2	Front Tyre	Slick-Hard	Rear Tyre	Slick-Soft			
	New Tyre		New Tyre				
10	9'29.406	37.750	31.793	36.592	29.426	341.7	
11	2'07.807	35.493	30.961	32.101	29.252	339.6	
12	2'04.617	35.258	30.491	30.505	28.363	341.7	
13	2'18.781 P	38.492	32.011	33.196	35.082	342.8	
Run # 3	Front Tyre	Slick-Hard	Rear Tyre	Slick-Soft			
	4 Laps at start		New Tyre				
14	4'16.637	33.791	32.177	31.187	28.651	340.6	
15	2'03.823	35.118	30.217	30.385	28.103	343.9	
16	2'09.643 *	35.310*	35.127*	30.667	28.539	343.9	
17	2'05.457	35.021	30.373	30.546	29.517	345.0	

6th 20 Fabio QUARTARARO YAMAHA FRA
Monster Energy Yamaha MotoGP

Runs=2 Total laps=17 Full laps=11

Run #	Front Tyre	Slick-Soft	Rear Tyre	Slick-Hard		
	New Tyre		New Tyre			
1	3'28.397	37.043	32.768	31.803	29.057	335.4
2	2'06.069	35.760	30.956	30.754	28.599	335.4
3	2'05.515	35.540	30.676	30.756	28.543	335.4
4	2'04.984	35.368	30.581	30.559	28.476	336.4
5	2'05.001	35.412	30.571	30.517	28.501	337.5

7th 44 Pol ESPARGARO HONDA SPA
Repsol Honda Team

Runs=2 Total laps=12 Full laps=6

Run #	Front Tyre	Slick-Soft	Rear Tyre	Slick-Soft		
	New Tyre		3 Laps at start			
1	2'32.151	37.610	32.829	33.271	29.278	342.8
2	2'08.886	36.406	31.428	32.184	28.868	342.8
3	2'05.969	35.640	30.494	30.772	29.063	340.6
4	2'05.120	35.377	30.434	30.857	28.452	341.7
5	2'20.060 P	35.261	30.429	34.037	40.333	342.8
Run # 2	Front Tyre	Slick-Hard	Rear Tyre	Slick-Soft		
	New Tyre		New Tyre			
6	13'03.482	39.276	35.094	34.467	29.238	283.4
7	2'09.172	35.609	33.519	31.294	28.750	335.4
8	2'16.854 P	39.369	31.141	32.234	34.110	343.9
Run # 3	Front Tyre	Slick-Soft	Rear Tyre	Slick-Soft		
	New Tyre		New Tyre			
9	10'03.080 *	35.753	31.776	31.945*	28.685	338.5
10	2'04.475	35.220	30.131	30.862	28.262	340.6
11	2'15.978 *	39.195*	34.504	31.758	30.521	339.6
12	2'04.020	35.024	30.188	30.595	28.213	339.6

8th 33 Brad BINDER KTM RSA
Red Bull KTM Factory Racing

Runs=3 Total laps=15 Full laps=8

Run #	Front Tyre	Slick-Hard	Rear Tyre	Slick-Soft		
	12 Laps at start		4 Laps at start			
1	2'30.474	40.648	33.475	32.848	29.577	338.5
2	2'09.059	37.121	31.543	31.550	28.845	339.6
3	2'17.681 P	38.587	31.190	34.380	33.524	341.7
Run # 2	Front Tyre	Slick-Hard	Rear Tyre	Slick-Soft		
	15 Laps at start		7 Laps at start			
4	7'42.951	38.658	32.316	32.091	29.022	336.4
5	2'07.945	36.582	31.108	31.253	29.002	338.5
6	2'06.261	35.988	30.746	31.000	28.527	337.5
7	2'16.347 P	36.426	30.873	34.534	34.514	337.5
Run # 3	Front Tyre	Slick-Hard	Rear Tyre	Slick-Soft		
	New Tyre		New Tyre			
8	7'28.858	40.515	31.035	31.192	29.396	338.5

Fastest Lap: Jack MILLER Ducati Lenovo Team AUS 2'02.923 34.709 29.920 30.139 28.155

These data/results cannot be reproduced, stored and/or transmitted in whole or in part by any manner of electronic, mechanical, photocopying, recording, broadcasting or otherwise now known or herein after developed without the previous express consent by the copyright owner, except for reproduction in daily press and regular printed publications on sale to the public within 60 days of the event related to those data/results and always provided that copyright symbol appears together as follows below.
© DORNA, 2021



Free Practice Nr. 3

MotoGP

Lap	Lap Time	T1	T2	T3	T4	Speed	Lap	Lap Time	T1	T2	T3	T4	Speed
9	2'05.505	35.786	30.473	30.740	28.506	339.6	13	2'07.036	36.604	30.801	30.864	28.767	338.5
10	2'08.047	35.763	30.633	33.157	28.494	336.4	14	2'04.197	35.129	30.356	30.561	28.151	340.6
11	2'05.429	35.565	30.448	30.986	28.430	337.5	15	2'19.967 *	35.291	37.606*	35.444	31.626	336.4
12	2'16.175 P	38.273	30.943	31.798	35.161	336.4							

Run #	4	Front Tyre	Slick-Hard	Rear Tyre	Slick-Soft
5 Laps at start					
13	4'47.122	38.707	32.673	31.685	28.752 332.3
14	2'08.409	35.283	33.029	31.531	28.566 338.5
15	2'04.040	35.174	30.118	30.504	28.244 339.6

9th	63	Francesco BAGNAIA	DUCATI	ITA
Ducati Lenovo Team				
Runs=2 Total laps=15 Full laps=8				

Run #	1	Front Tyre	Slick-Hard	Rear Tyre	Slick-Soft
5 Laps at start					
2 Laps at start					
1	2'53.916	37.392	32.419	32.330	29.270 337.5
2	2'09.355	36.381	31.059	32.650	29.265 347.2
3	2'05.916	35.526	30.596	31.090	28.704 346.1
4	2'05.710	35.397	30.695	31.029	28.589 343.9
5	2'10.412	38.271	31.767	31.646	28.728 343.9
6	2'07.731 *	35.639	30.605	30.711	30.776* 342.8
7	2'05.672	35.507	30.784	30.814	28.567 343.9
8	2'17.437 P	38.545	32.010	32.610	34.272 342.8

Run #	2	Front Tyre	Slick-Hard	Rear Tyre	Slick-Soft
13 Laps at start					
10 Laps at start					
9	6'17.812	36.677	31.741	31.840	28.896 338.5
10	2'07.137	36.569	30.995	30.800	28.773 340.6
11	2'15.538 P	37.397*	32.236	31.556	34.349 340.6

Run #	3	Front Tyre	Slick-Soft	Rear Tyre	Slick-Soft
New Tyre					
New Tyre					
12	11'22.925	36.257	31.395	31.346	28.776 342.8
13	2'07.513	36.418	31.201	31.325	28.569 345.0
14	2'04.125	35.122	30.098	30.527	28.378 343.9
15	2'17.894 *	41.013*	33.469	34.129	29.283 327.2

10th	89	Jorge MARTIN	DUCATI	SPA
Pramac Racing				
Runs=2 Total laps=15 Full laps=8				

Run #	1	Front Tyre	Slick-Hard	Rear Tyre	Slick-Soft
5 Laps at start					
4 Laps at start					
1	2'48.557	37.632	33.361	32.625	29.309 338.5
2	2'07.755	36.504	31.178	31.401	28.672 339.6
3	2'13.942	35.940	30.801	30.979	36.222 342.8
4	2'05.678	35.489	30.513	31.088	28.588 343.9
5	2'11.573	35.891	30.664	35.066	29.952 338.5
6	2'12.353 P	35.578	30.481	31.645	34.649 342.8

Run #	2	Front Tyre	Slick-Soft	Rear Tyre	Slick-Soft
6 Laps at start					
10 Laps at start					
7	10'15.470 *	38.936	33.736*	31.913	28.793 336.4
8	2'08.968	36.056	33.072	31.138	28.702 338.5
9	2'05.624	35.650	30.561	30.761	28.652 339.6
10	2'05.800 *	35.687	30.611*	30.862	28.640 339.6
11	2'25.094 P	40.108	33.795*	35.711	35.480 335.4

Run #	3	Front Tyre	Slick-Soft	Rear Tyre	Slick-Soft
New Tyre					
New Tyre					
12	7'48.114	34.433	31.269	35.047	37.832 339.6

11th	88	Miguel OLIVEIRA	KTM	POR
Red Bull KTM Factory Racing				
Runs=2 Total laps=16 Full laps=11				

Run #	1	Front Tyre	Slick-Hard	Rear Tyre	Slick-Soft
2 Laps at start					
2 Laps at start					
1	2'21.933	37.916	33.015	33.865	30.471 332.3
2	2'07.368	36.514	30.851	31.260	28.743 340.6
3	2'06.064	35.819	30.734	30.993	28.518 340.6
4	2'13.159	40.759	31.759	31.723	28.918 338.5
5	2'06.420	35.774	30.576	31.423	28.647 342.8
6	2'05.141	35.693	30.413	30.676	28.359 340.6
7	2'05.340	35.667	30.404	30.784	28.485 338.5
8	2'06.128	35.852	30.580	30.966	28.730 339.6
9	2'20.295 P	38.949*	32.956	33.483	34.907 334.3

Run #	2	Front Tyre	Slick-Hard	Rear Tyre	Slick-Soft
New Tyre					
New Tyre					
10	8'41.287	38.449	31.284	31.339	28.673 340.6
11	2'04.652	35.398	30.381	30.575	28.298 339.6
12	2'04.762	35.393	30.343	30.644	28.382 337.5
13	2'16.380 P	37.186*	32.147	32.637	34.410 336.4

Run #	3	Front Tyre	Slick-Soft	Rear Tyre	Slick-Soft
New Tyre					
New Tyre					
14	6'51.881	38.002	31.557	36.600	28.936 338.5
15	2'11.206	40.335	31.048	31.192	28.631 338.5
16	2'04.260	35.292	30.206	30.430	28.332 339.6

12th	23	Enea BASTIANINI	DUCATI	ITA
Avintia Esponsorama				
Runs=2 Total laps=16 Full laps=9				

Run #	1	Front Tyre	Slick-Hard	Rear Tyre	Slick-Soft
8 Laps at start					
3 Laps at start					
1	2'48.483	38.147	33.934	32.523	29.408 338.5
2	2'07.747 *	36.426	31.114	31.286	28.921* 342.8
3	2'06.195	35.861	30.758	31.039	28.537 340.6
4	2'05.733	35.567	30.610	30.955	28.601 341.7
5	2'10.840	39.094	31.424	31.406	28.916 342.8
6	2'06.103	35.617	30.819	31.003	28.664 343.9
7	2'11.011 P	35.378	30.771	30.948	33.914 342.8

Run #	2	Front Tyre	missing data	Rear Tyre	missing data
Laps at start					
10 Laps at start					
8	8'42.961	36.973	31.881	31.226	28.981 338.5
9	2'09.269	35.945	30.900	33.396	29.028 341.7
10	2'11.630	39.803	31.157	31.472	29.198 346.1
11	2'05.932	35.677	30.772	30.881	28.602 346.1
12	2'05.817	35.554	30.806	30.764	28.693 343.9
13	2'16.907 P	38.623	32.041	31.802	34.441 339.6

Run #	3	Front Tyre	Slick-Soft	Rear Tyre	Slick-Soft
New Tyre					
New Tyre					
14	5'43.725	37.299	31.436	31.144	28.641 339.6
15	2'13.986 *	36.497*	31.521	31.146	34.822 337.5
16	2'04.427	35.220	30.488	30.431	28.288 342.8

Fastest Lap: Jack MILLER Ducati Lenovo Team AUS 2'02.923 34.709 29.920 30.139 28.155

These data/results cannot be reproduced, stored and/or transmitted in whole or in part by any manner of electronic, mechanical, photocopying, recording, broadcasting or otherwise now known or herein after developed without the previous express consent by the copyright owner, except for reproduction in daily press and regular printed publications on sale to the public within 60 days of the event related to those data/results and always provided that copyright symbol appears together as follows below.
© DORNA, 2021

Official MotoGP Timing by TISSOT
www.motogp.com

Austin, Saturday, October 02, 2021

Page 3 of 6



Free Practice Nr. 3

MotoGP

Lap	Lap Time	T1	T2	T3	T4	Speed	Lap	Lap Time	T1	T2	T3	T4	Speed		
13th	36	Joan MIR				SUZUKI	SPA								
Team SUZUKI ECSTAR															
Runs=4			Total laps=16			Full laps=8									
Run #	1	Front Tyre	Slick-Soft	Rear Tyre	Slick-Medium		Run #	1	Front Tyre	Slick-Soft	Rear Tyre	Slick-Hard			
			New Tyre									New Tyre			
1	2'25.684	38.512	32.521	31.922	29.180	335.4	1	2'18.142	39.932	32.985	32.309	29.391	335.4		
2	2'06.713	36.236	30.997	31.007	28.473	338.5	2	2'07.968	36.712	31.170	31.239	28.847	336.4		
3	2'05.581	35.690	30.840	30.627	28.424	338.5	3	2'06.705	36.111	31.010	30.922	28.662	336.4		
4	2'05.085	35.596	30.457	30.603	28.429	338.5	4	2'07.016	35.925	31.196	31.113	28.782	336.4		
5	2'18.889 P	36.701	34.287	32.147	35.754	333.3	5	2'18.777 P	37.636	32.803	32.478	35.860	320.4		
Run #	2	Front Tyre	Slick-Soft	Rear Tyre	Slick-Soft		Run #	2	Front Tyre	Slick-Soft	Rear Tyre	Slick-Hard			
			5 Laps at start									5 Laps at start			
6	7'33.675	35.623	31.086	30.895	28.529	336.4	6	5'11.220	37.670	32.109	31.679	29.081	335.4		
7	2'04.822	35.462	30.457	30.563	28.340	337.5	7	2'07.147	36.181	31.080	31.192	28.694	335.4		
8	2'15.631 P	37.906	31.847	31.400	34.478	336.4	8	2'06.728	35.870	31.114	30.956	28.788	335.4		
Run #	3	Front Tyre	Slick-Soft	Rear Tyre	Slick-Soft		Run #	3	Front Tyre	Slick-Soft	Rear Tyre	Slick-Soft			
			8 Laps at start									3 Laps at start			
9	5'42.179	37.684	30.950	34.669	28.969	339.6	9	2'06.485	35.814	31.008	31.012	28.651	336.4		
10	2'10.544 P	35.654	30.597	30.578	33.715	337.5	10	2'19.077 P	38.935	32.694	32.777	34.671	325.3		
Run #	4	Front Tyre	Slick-Soft	Rear Tyre	Slick-Soft		Run #	3	Front Tyre	Slick-Soft	Rear Tyre	Slick-Soft			
			New Tyre									New Tyre			
11	4'46.311	35.660	30.724	30.935	28.501	334.3	11	5'45.372	37.258	31.691	31.335	28.731	337.5		
12	2'04.581	35.294	30.445	30.520	28.322	337.5	12	2'05.630	35.675	30.755	30.748	28.452	337.5		
13	2'08.800	35.287	30.583	33.379	29.551	337.5	13	2'05.517	35.754	30.540	30.768	28.455	335.4		
14	2'04.494	35.328	30.363	30.481	28.322	335.4	14	2'18.256 P	39.535	32.158	32.020	34.543	323.3		
15	2'12.160	39.677	31.053	32.532	28.898	333.3	Run #	4	Front Tyre	Slick-Soft	Rear Tyre	Slick-Soft			
16	2'20.859 P	35.362	30.432	37.561	37.504	339.6				4 Laps at start			New Tyre		
15	4'27.967	35.952	31.417	36.103	28.981	334.3	15	4'27.967	35.952	31.417	36.103	28.981	334.3		
16	2'04.935	35.468	30.507	30.617	28.343	334.3	16	2'04.935	35.468	30.507	30.617	28.343	334.3		
17	2'04.860	35.356	30.495	30.669	28.340	335.4	17	2'04.860	35.356	30.495	30.669	28.340	335.4		
14th	21	Franco MORBIDELLI				YAMAHA	ITA								
Monster Energy Yamaha MotoGP															
Runs=3			Total laps=16			Full laps=7									
Run #	1	Front Tyre	Slick-Medium	Rear Tyre	Slick-Medium		Run #	1	Front Tyre	Slick-Hard	Rear Tyre	Slick-Soft			
			New Tyre									3 Laps at start			
1	2'16.956	40.833	32.980	31.795	29.362	332.3	1	2'28.234	38.996	33.082	32.649	29.390	325.3		
2	2'07.745	36.442	31.145	31.125	29.033	333.3	2	2'06.709	36.098	30.963	31.114	28.534	338.5		
3	2'06.268	35.843	30.853	30.917	28.655	334.3	3	2'05.578	35.478	30.756	30.877	28.467	338.5		
4	2'05.879	35.821	30.591	30.795	28.672	335.4	4	2'05.693	35.569	30.706	30.873	28.545	338.5		
5	2'30.957 P	42.544	34.974	36.918	36.521	279.0	5	2'05.857	35.363	30.769	30.984	28.741	335.4		
Run #	2	Front Tyre	Slick-Medium	Rear Tyre	Slick-Medium		Run #	2	Front Tyre	Slick-Hard	Rear Tyre	Slick-Soft			
			5 Laps at start									9 Laps at start			
6	6'15.537	37.652	31.807	31.302	28.813	335.4	6	2'19.640 P	40.408	31.705	32.692	34.835	337.5		
7	2'06.119	35.663	30.854	30.816	28.786	335.4	Run #	2	Front Tyre	Slick-Hard	Rear Tyre	Slick-Soft			
8	2'13.748	35.552	33.115	35.523	29.558	277.6				9 Laps at start			9 Laps at start		
9	2'18.830 P	38.985	32.609	32.314	34.922	320.4	7	8'27.252	38.623	37.033	32.012	28.803	319.5		
Run #	3	Front Tyre	Slick-Hard	Rear Tyre	Slick-Soft		Run #	3	Front Tyre	Slick-Hard	Rear Tyre	Slick-Soft			
			New Tyre									New Tyre			
10	6'31.676	38.519	31.831	31.283	28.695	336.4	8	2'05.688	35.495	30.711	30.864	28.618	338.5		
11	2'04.951	35.382	30.474	30.595	28.500	338.5	9	2'05.362	35.479	30.615	30.769	28.499	337.5		
12	2'29.731 P	40.966	36.173	37.262	35.330	186.8	10	2'13.597 P	35.616	30.678	32.733	34.570	337.5		
Run #	4	Front Tyre	Slick-Hard	Rear Tyre	Slick-Soft		Run #	3	Front Tyre	Slick-Hard	Rear Tyre	Slick-Soft			
			3 Laps at start									New Tyre			
13	4'41.888	38.215	32.080	31.479	28.626	326.2	11	11'56.303 *	38.351	32.495	32.085	29.936*	335.4		
14	2'04.510	35.211	30.380	30.514	28.405	338.5	12	2'07.681 *	35.729	30.640	30.784	30.528*	336.4		
15	2'35.328 *	50.930*	43.177	32.481	28.740	321.4	13	2'04.890	35.333	30.376	30.727	28.454	339.6		
16	2'36.522 *	49.023*	40.750	33.506	33.243	318.5	14	2'12.504	35.688	34.626	32.423	29.767	332.3		
16th	27	Iker LECUONA				KTM	SPA								
Tech 3 KTM Factory Racing															
Runs=2			Total laps=14			Full laps=8									
Run #	1	Front Tyre	Slick-Hard	Rear Tyre	Slick-Soft		Run #	1	Front Tyre	Slick-Hard	Rear Tyre	Slick-Soft			
			3 Laps at start									3 Laps at start			
1	2'28.234	38.996	33.082	32.649	29.390	325.3	1	2'28.234	38.996	33.082	32.649	29.390	325.3		
2	2'06.709	36.098	30.963	31.114	28.534	338.5	2	2'06.709	36.098	30.963	31.114	28.534	338.5		
3	2'05.578	35.478	30.756	30.877	28.467	338.5	3	2'05.578	35.478	30.756	30.877	28.467	338.5		
4	2'05.693	35.569	30.706	30.873	28.545	338.5	4	2'05.693	35.569	30.706	30.873	28.545	338.5		
5	2'05.857	35.363	30.769	30.984	28.741	335.4	5	2'05.857	35.363	30.769	30.984	28.741	335.4		
6	2'19.640 P	40.408	31.705	32.692	34.835	337.5	6	2'19.640 P	40.408	31.705	32.692	34.835	337.5		
Run #	2	Front Tyre	Slick-Hard	Rear Tyre	Slick-Soft		Run #	2	Front Tyre	Slick-Hard	Rear Tyre	Slick-Soft			
			9 Laps at start									9 Laps at start			
7	8'27.252	38.623	37.033	32.012	28.803	319.5	7	8'27.252	38.623	37.033	32.012	28.803	319.5		
8	2'05.688	35.495	30.711	30.864	28.618	338.5	8	2'05.688	35.495	30.711	30.864	28.618	338.5		
9	2'05.362	35.479	30.615	30.769	28.499	337.5	9	2'05.362	35.479	30.615	30.769	28.499	337.5		
10	2'13.597 P	35.616	30.678	32.733	34.570	337.5	10	2'13.597 P	35.616	30.678	32.733	34.570	337.5		
Run #	3	Front Tyre	Slick-Hard	Rear Tyre	Slick-Soft		Run #	3	Front Tyre	Slick-Hard	Rear Tyre	Slick-Soft			
			New Tyre									New Tyre			
11	11'56.303 *	38.351	32.495	32.085	29.936*	335.4	11	11'56.303 *	38.351	32.495	32.085	29.936*	335.4		
12	2'07.681 *	35.729	30.640	30.784	30.528*	336.4	12	2'07.681 *	35.729	30.640	30.784	30.528*	336.4		
13	2'04.890	35.333	30.376	30.727	28.454	339.6	13	2'04.890	35.333	30.376	30.727	28.454	339.6		
14	2'12.504	35.688	34.626	32.423	29.767	332.3	14	2'12.504	35.688	34.626	32.423	29.767	332.3		

Fastest Lap: Jack MILLER Ducati Lenovo Team AUS **2'02.923** 34.709 29.920 30.139 28.155

These data/results cannot be reproduced, stored and/or transmitted in whole or in part by any manner of electronic, mechanical, photocopying, recording, broadcasting or otherwise now known or herein after developed without the previous express consent by the copyright owner, except for reproduction in daily press and regular printed publications on sale to the public within 60 days of the event related to those data/results and always provided that copyright symbol appears together as follows below.
© DORNA, 2021

Official MotoGP Timing by TISSOT
www.motogp.com

Austin, Saturday, October 02, 2021



Free Practice Nr. 3

MotoGP

Lap	Lap Time	T1	T2	T3	T4	Speed	Lap	Lap Time	T1	T2	T3	T4	Speed	
17th	4	Andrea DOVIZIOSO				YAMAHA	ITA	3	2'05.558	35.584	30.425	30.748	28.801	342.8
		Petronas Yamaha SRT						4	2'05.756	35.519	30.829	30.875	28.533	340.6
		Runs=2 Total laps=15 Full laps=9						5	2'05.248 *	35.207	30.553	30.899	28.589*	340.6
Run #	1	Front Tyre	Slick-Hard	Rear Tyre	Slick-Medium		Run #	2	Front Tyre	Slick-Hard	Rear Tyre	Slick-Soft		
		New Tyre		New Tyre					New Tyre		**		1 Laps at start	
1	2'18.809	39.376	32.954	32.311	29.400	331.2	7	8'42.779	36.979	31.936	31.214	28.715	337.5	
2	2'07.983	36.523	31.178	31.365	28.917	334.3	8	2'16.577 *	35.837	33.272*	35.605	31.863	325.3	
3	2'06.469	35.789	30.957	31.088	28.635	335.4	9	2'09.329	35.527	33.541	31.359	28.902	336.4	
4	2'11.507	35.892	32.205	34.392	29.018	323.3	10	2'17.660 P	37.797	31.117	32.751	35.995	338.5	
5	2'10.691	35.544	33.364	32.929	28.854	311.2	Run #	3	Front Tyre	missing data	Rear Tyre	missing data		
6	2'06.126	35.591	30.840	31.043	28.652	334.3			**		Laps at start		**	
7	2'15.835 P	35.588	31.490	34.055	34.702	318.5			unfinished		33.156 30.549		338.5	
Run #	2	Front Tyre	Slick-Soft	Rear Tyre	Slick-Soft		Run #	4	Front Tyre	Slick-Hard	Rear Tyre	Slick-Soft		
		New Tyre		New Tyre					**		11 Laps at start		**	
8	11'27.957	37.702	31.749	31.485	29.111	331.2			5 Laps at start					
9	2'06.907 *	36.412*	30.836	31.018	28.641	331.2	11	2'10.120	35.624	31.334	34.322	28.840	324.3	
10	2'05.553	35.462	30.640	30.866	28.585	332.3	12	2'06.738	35.845	30.800	31.397	28.696	336.4	
11	2'12.228 P	35.451	30.645	30.907	35.225	331.2								
Run #	3	Front Tyre	Slick-Soft	Rear Tyre	Slick-Soft		20th	10	Luca MARINI				DUCATI	ITA
		4 Laps at start				New Tyre			SKY VR46 Avintia					
		Runs=2 Total laps=12 Full laps=7												
12	6'01.944 *	38.734	31.475	31.750*	28.970	330.2	Run #	1	Front Tyre	Slick-Hard	Rear Tyre	Slick-Medium		
13	2'20.650	35.345	35.649	35.912	33.744	309.4			3 Laps at start			New Tyre		
14	2'09.716	35.495	30.609	31.681	31.931	333.3	1	2'46.649	41.266	35.195	33.235	33.190	325.3	
15	2'05.310	35.216	30.510	30.813	28.771	335.4	2	2'08.168	36.702	31.275	31.281	28.910	336.4	
							3	2'05.928	35.836	30.818	30.719	28.555	337.5	
18th	73	Alex MARQUEZ				HONDA	SPA	4	2'06.017	35.656	30.846	30.883	28.632	336.4
		LCR Honda CASTROL						5	2'11.362	39.754	31.490	31.008	29.110	337.5
		Runs=2 Total laps=14 Full laps=8						6	2'06.330	35.855	30.940	30.771	28.764	340.6
Run #	1	Front Tyre	Slick-Soft	Rear Tyre	Slick-Soft		7	2'06.051	35.684	30.978	30.702	28.687	341.7	
		7 Laps at start		4 Laps at start			8	2'14.015 P	35.675	31.280	31.198	35.862	339.6	
1	2'53.602	37.009	32.716	33.067	32.708	337.5	Run #	2	Front Tyre	Slick-Hard	Rear Tyre	Slick-Medium		
2	2'10.066	36.271	31.033	31.359	31.403	343.9			11 Laps at start			3 Laps at start		
3	2'05.817	35.623	30.678	30.832	28.684	343.9	9	8'26.545	37.636	32.546	32.279	29.482	333.3	
4	2'06.257	35.450	30.775	31.367	28.665	343.9	10	2'09.360	36.320	31.274	31.400	30.366	336.4	
5	2'10.027	36.300	31.208	31.137	31.382	343.9	11	2'14.841 P	36.188	31.283	31.229	36.141	336.4	
6	2'06.194 *	35.713	30.832	30.846	28.803*	343.9	Run #	3	Front Tyre	Slick-Hard	Rear Tyre	Slick-Soft		
7	2'06.075	35.687	30.782	30.816	28.790	341.7			New Tyre		New Tyre			
8	2'17.014 P	38.595	31.863	32.139	34.417	338.5	12	9'50.860	38.987	32.891	32.175	39.909	335.4	
Run #	2	Front Tyre	Slick-Hard	Rear Tyre	Slick-Soft									
		New Tyre		New Tyre			21st	9	Daniilo PETRUCCI				KTM	ITA
		Runs=4 Total laps=15 Full laps=6							Tech 3 KTM Factory Racing					
9	8'27.695	36.713	33.439	31.570	28.863	337.5	Run #	1	Front Tyre	Slick-Hard	Rear Tyre	Slick-Soft		
10	2'58.463 P	1'17.212	33.369	32.960	34.922	334.3			3 Laps at start			3 Laps at start		
Run #	3	Front Tyre	Slick-Soft	Rear Tyre	Slick-Soft		1	2'28.547	39.604	33.202	32.681	29.871	337.5	
		New Tyre		New Tyre			2	2'07.499	36.305	31.007	31.377	28.810	337.5	
11	10'17.383 *	41.628	32.040	32.710*	29.103	334.3	3	2'11.464	35.703	30.992	32.781	31.988	334.3	
12	2'05.539	35.494	30.619	30.837	28.589	340.6	4	2'06.437	35.658	30.808	31.273	28.698	338.5	
13	2'17.382	35.417	30.491	42.305	29.169	339.6	5	2'23.019 P	40.211*	32.434	33.090	37.284	331.2	
14	2'05.569	35.348	30.815	30.903	28.503	339.6	Run #	2	Front Tyre	Slick-Hard	Rear Tyre	Slick-Soft		
									8 Laps at start			8 Laps at start		
19th	41	Alex ESPARGARO				APRILIA	SPA	6	8'14.623	38.343	32.095	34.250	28.983	282.7
		Aprilia Racing Team Gresini						7	2'06.183	35.556	30.815	31.123	28.689	333.3
		Runs=3 Total laps=13 Full laps=7						8	2'08.025	35.905	31.849	31.209	29.062	335.4
Run #	1	Front Tyre	Slick-Soft	Rear Tyre	Slick-Medium		9	2'22.515 P	35.846	32.558*	36.298	37.813	237.3	
		**		**					8 Laps at start		8 Laps at start			
1	2'32.465	39.056	32.697	33.929	29.545	338.5								
2	2'09.139	36.195	31.466	32.459	29.019	346.1								

Fastest Lap: Jack MILLER Ducati Lenovo Team AUS **2'02.923** 34.709 29.920 30.139 28.155

These data/results cannot be reproduced, stored and/or transmitted in whole or in part by any manner of electronic, mechanical, photocopying, recording, broadcasting or otherwise now known or herein after developed without the previous express consent by the copyright owner, except for reproduction in daily press and regular printed publications on sale to the public within 60 days of the event related to those data/results and always provided that copyright symbol appears together as follows below.
© DORNA, 2021



Free Practice Nr. 3

MotoGP

Lap	Lap Time	T1	T2	T3	T4	Speed	Lap	Lap Time	T1	T2	T3	T4	Speed
Run # 3	<i>Front Tyre</i>	Slick-Hard	<i>Rear Tyre</i>		Slick-Soft								
		New Tyre	New Tyre										
10	8'09.170	39.188	33.519	32.797	29.263	313.9							
11	2'06.050	35.567	30.669	31.035	28.779	330.2							
12	2'22.989 P	39.516	33.737	34.442*	35.294	325.3							
Run # 4	<i>Front Tyre</i>	Slick-Hard	<i>Rear Tyre</i>		Slick-Soft								
		3 Laps at start	New Tyre										
13	3'30.442	35.446	31.924	32.510	28.691	269.3							
14	2'08.371 *	35.187	33.111*	31.402	28.671	328.2							
15	2'21.847 P	35.453	30.634	39.181	36.579	333.3							

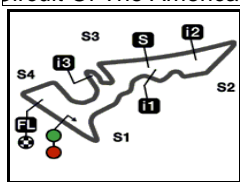
Fastest Lap: Jack MILLER Ducati Lenovo Team AUS **2'02.923** 34.709 29.920 30.139 28.155

These data/results cannot be reproduced, stored and/or transmitted in whole or in part by any manner of electronic, mechanical, photocopying, recording, broadcasting or otherwise now known or herein after developed without the previous express consent by the copyright owner, except for reproduction in daily press and regular printed publications on sale to the public within 60 days of the event related to those data/results and always provided that copyright symbol appears together as follows below.
© DORNA, 2021

Official MotoGP Timing by **TISSOT**
www.motogp.com

Austin, Saturday, October 02, 2021





5513 m.

RED BULL GRAND PRIX OF THE AMERICAS

Free Practice Nr. 3

Best Partial Times

MotoGP™

IT Ideal Lap Time, sum of the best partial times*BT* Best Lap Time

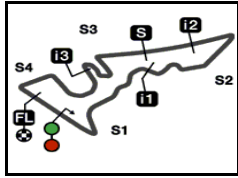
T1		T2		T3		T4				<i>IT</i>	<i>BT</i>	
Pos	Rider	Time	Rider	Time	Rider	Time	Rider	Time	Pos	Rider		
1	J.MILLER	34.709	J.MILLER	29.920	J.MILLER	30.122	J.ZARCO	28.103	1	J.MILLER	2'02.882	2'02.923 (1)
2	A.RINS	34.905	M.MARQUEZ	30.068	F.QUARTARARO	30.243	T.NAKAGAMI	28.127	2	T.NAKAGAMI	2'03.573	2'03.602 (2)
3	T.NAKAGAMI	34.964	F.BAGNAIA	30.098	T.NAKAGAMI	30.256	J.MILLER	28.131	3	F.QUARTARARO	2'03.633	2'03.867 (6)
4	F.QUARTARARO	34.998	B.BINDER	30.118	M.MARQUEZ	30.328	J.MARTIN	28.151	4	A.RINS	2'03.644	2'03.727 (3)
5	J.ZARCO	35.021	P.ESPARGARO	30.131	J.ZARCO	30.385	A.RINS	28.154	5	J.ZARCO	2'03.726	2'03.823 (5)
6	P.ESPARGARO	35.024	A.RINS	30.135	M.OLIVEIRA	30.430	F.QUARTARARO	28.185	6	M.MARQUEZ	2'03.804	2'03.804 (4)
7	M.MARQUEZ	35.117	M.OLIVEIRA	30.206	E.BASTIANINI	30.431	P.ESPARGARO	28.213	7	P.ESPARGAR	2'03.963	2'04.020 (7)
8	F.BAGNAIA	35.122	F.QUARTARARO	30.207	A.RINS	30.450	B.BINDER	28.244	8	B.BINDER	2'04.040	2'04.040 (8)
9	J.MARTIN	35.129	J.ZARCO	30.217	J.MIR	30.481	E.BASTIANINI	28.288	9	F.BAGNAIA	2'04.125	2'04.125 (9)
10	B.BINDER	35.174	T.NAKAGAMI	30.226	B.BINDER	30.504	M.MARQUEZ	28.291	10	J.MARTIN	2'04.197	2'04.197 (10)
11	D.PETRUCCI	35.187	J.MARTIN	30.356	F.MORBIDELLI	30.514	M.OLIVEIRA	28.298	11	M.OLIVEIRA	2'04.226	2'04.260 (11)
12	A.ESPARGARO	35.207	J.MIR	30.363	F.BAGNAIA	30.527	J.MIR	28.322	12	E.BASTIANINI	2'04.427	2'04.427 (12)
13	F.MORBIDELLI	35.211	I.LECUONA	30.376	J.MARTIN	30.561	V.ROSSI	28.340	13	J.MIR	2'04.453	2'04.494 (13)
14	A.DOVIZIOSO	35.216	F.MORBIDELLI	30.380	P.ESPARGARO	30.595	F.BAGNAIA	28.378	14	F.MORBIDELLI	2'04.510	2'04.510 (14)
15	E.BASTIANINI	35.220	A.ESPARGARO	30.425	V.ROSSI	30.617	F.MORBIDELLI	28.405	15	V.ROSSI	2'04.808	2'04.860 (15)
16	J.MIR	35.287	E.BASTIANINI	30.488	L.MARINI	30.702	I.LECUONA	28.454	16	I.LECUONA	2'04.890	2'04.890 (16)
17	M.OLIVEIRA	35.292	A.MARQUEZ	30.491	I.LECUONA	30.727	A.MARQUEZ	28.503	17	A.ESPARGAR	2'04.913	2'05.558 (19)
18	I.LECUONA	35.333	V.ROSSI	30.495	A.ESPARGARO	30.748	A.ESPARGARO	28.533	18	A.DOVIZIOSO	2'05.124	2'05.310 (17)
19	A.MARQUEZ	35.348	A.DOVIZIOSO	30.510	A.DOVIZIOSO	30.813	L.MARINI	28.555	19	A.MARQUEZ	2'05.158	2'05.539 (18)
20	V.ROSSI	35.356	D.PETRUCCI	30.634	A.MARQUEZ	30.816	A.DOVIZIOSO	28.585	20	D.PETRUCCI	2'05.527	2'06.050 (21)
21	L.MARINI	35.656	L.MARINI	30.818	D.PETRUCCI	31.035	D.PETRUCCI	28.671	21	L.MARINI	2'05.731	2'05.928 (20)

These data/results cannot be reproduced, stored and/or transmitted in whole or in part by any manner of electronic, mechanical, photocopying, recording, broadcasting or otherwise now known or herein after developed without the previous express consent by the copyright owner, except for reproduction in daily press and regular printed publications on sale to the public within 60 days of the event related to those data/results and always provided that copyright symbol appears together as follows below.

© DORNA, 2021


Official MotoGP Timing by TISSOT
www.motogp.com





5513 m.

RED BULL GRAND PRIX OF THE AMERICAS**Free Practice Nr. 3****Fastest Laps Sequence**

<i>Practice Time</i>	 <i>Rider</i>	<i>Nation</i>	<i>Motorcycle</i>	<i>Time</i>	<i>Km/h</i>	<i>Rider's Lap</i>
4'24.701	21 Franco MORBIDELLI	ITA	YAMAHA	2'07.745	155.3	2
4'29.301	88 Miguel OLIVEIRA	POR	KTM	2'07.368	155.8	2
4'32.397	36 Joan MIR	SPA	SUZUKI	2'06.713	156.6	2
4'33.546	30 Takaaki NAKAGAMI	JPN	HONDA	2'06.101	157.3	2
5'34.466	20 Fabio QUARTARARO	FRA	YAMAHA	2'06.069	157.4	2
6'35.365	88 Miguel OLIVEIRA	POR	KTM	2'06.064	157.4	3
6'37.978	36 Joan MIR	SPA	SUZUKI	2'05.581	158.0	3
6'38.464	30 Takaaki NAKAGAMI	JPN	HONDA	2'04.918	158.8	3
9'12.773	93 Marc MARQUEZ	SPA	HONDA	2'04.839	158.9	4
12'57.589	30 Takaaki NAKAGAMI	JPN	HONDA	2'04.616	159.2	6
27'05.369	30 Takaaki NAKAGAMI	JPN	HONDA	2'03.739	160.3	10
31'38.796	43 Jack MILLER	AUS	DUCATI	2'03.549	160.6	11
43'59.826	43 Jack MILLER	AUS	DUCATI	2'02.923	161.4	15

These data/results cannot be reproduced, stored and/or transmitted in whole or in part by any manner of electronic, mechanical, photocopying, recording, broadcasting or otherwise now known or herein after developed without the previous express consent by the copyright owner, except for reproduction in daily press and regular printed publications on sale to the public within 60 days of the event related to those data/results and always provided that copyright symbol appears together as follows below.

© DORNA, 2021

Official MotoGP Timing by **TISSOT**
www.motogp.com

Austin, Saturday, October 02, 2021

