


RED BULL GRAND PRIX OF THE AMERICAS
Free Practice Nr. 4
Classification

14

	Rider	Nation	Team	Motorcycle	Time	Lap Total	Gap	Top Speed
1	43 Jack MILLER	AUS	Ducati Lenovo Team	DUCATI	2'04.028	10 12		347.2
2	36 Joan MIR	SPA	Team SUZUKI ECSTAR	SUZUKI	2'04.180	5 8	0.152 0.152	339.6
3	63 Francesco BAGNAIA	ITA	Ducati Lenovo Team	DUCATI	2'04.355	11 13	0.327 0.175	347.2
4	5 Johann ZARCO	FRA	Pramac Racing	DUCATI	2'04.375	3 12	0.347 0.020	349.5
5	20 Fabio QUARTARARO	FRA	Monster Energy Yamaha MotoGP	YAMAHA	2'04.379	5 12	0.351 0.004	337.5
6	30 Takaaki NAKAGAMI	JPN	LCR Honda IDEMITSU	HONDA	2'04.404	10 12	0.376 0.025	342.8
7	42 Alex RINS	SPA	Team SUZUKI ECSTAR	SUZUKI	2'04.462	9 11	0.434 0.058	339.6
8	93 Marc MARQUEZ	SPA	Repsol Honda Team	HONDA	2'04.544	6 12	0.516 0.082	341.7
9	88 Miguel OLIVEIRA	POR	Red Bull KTM Factory Racing	KTM	2'04.711	4 13	0.683 0.167	340.6
10	41 Aleix ESPARGARO	SPA	Aprilia Racing Team Gresini	APRILIA	2'04.711	5 10	0.683	343.9
11	10 Luca MARINI	ITA	SKY VR46 Avintia	DUCATI	2'05.049	9 10	1.021 0.338	337.5
12	23 Enea BASTIANINI	ITA	Avintia Esponsorama	DUCATI	2'05.071	8 11	1.043 0.022	347.2
13	89 Jorge MARTIN	SPA	Pramac Racing	DUCATI	2'05.215	9 12	1.187 0.144	346.1
14	33 Brad BINDER	RSA	Red Bull KTM Factory Racing	KTM	2'05.312	7 11	1.284 0.097	343.9
15	4 Andrea DOVIZIOSO	ITA	Petronas Yamaha SRT	YAMAHA	2'05.349	10 11	1.321 0.037	337.5
16	73 Alex MARQUEZ	SPA	LCR Honda CASTROL	HONDA	2'05.407	6 12	1.379 0.058	345.0
17	44 Pol ESPARGARO	SPA	Repsol Honda Team	HONDA	2'05.429	5 10	1.401 0.022	343.9
18	46 Valentino ROSSI	ITA	Petronas Yamaha SRT	YAMAHA	2'05.551	10 13	1.523 0.122	336.4
19	27 Iker LECUONA	SPA	Tech 3 KTM Factory Racing	KTM	2'05.566	4 9	1.538 0.015	341.7
20	21 Franco MORBIDELLI	ITA	Monster Energy Yamaha MotoGP	YAMAHA	2'05.614	4 9	1.586 0.048	335.4
21	9 Danilo PETRUCCI	ITA	Tech 3 KTM Factory Racing	KTM	2'06.185	3 11	2.157 0.571	340.6

Practice condition: **Dry**
 Air: **28°**
 Humidity: **63%**
 Ground: **40°**

Fastest Lap:	Lap: 10	Jack MILLER	2'04.028	160 Km/h
Best Race Lap:	2014	Marc MARQUEZ	2'03.575	160.6 Km/h
All Time Lap Record:	2015	Marc MARQUEZ	2'02.135	162.4 Km/h

The results are provisional until the end of the limit for protest and appeals.

Time limit for protest expires 30' after publication of the results - Time:

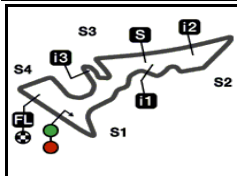
These data/results cannot be reproduced, stored and/or transmitted in whole or in part by any manner of electronic, mechanical, photocopying, recording, broadcasting or otherwise now known or herein after developed without the previous express consent by the copyright owner, except for reproduction in daily press and regular printed publications on sale to the public within 60 days of the event related to those data/results and always provided that copyright symbol appears together as follows below.

© DORNA, 2021

Official MotoGP Timing by **TISSOT**
 www.motogp.com

Austin, Saturday, October 02, 2021





5513 m.

RED BULL GRAND PRIX OF THE AMERICAS

Free Practice Nr. 4

Top Speed & Average

15



Rider	Nation	Motorcycle	Top 5 speeds					Average	Top
5 Johann ZARCO	FRA	DUCATI	349.5	348.3	343.9	343.9	342.8	344.9	349.5
23 Enea BASTIANINI	ITA	DUCATI	347.2	345.0	345.0	343.9	343.9	344.7	347.2
43 Jack MILLER	AUS	DUCATI	347.2	345.0	342.8	342.8	342.8	343.9	347.2
63 Francesco BAGNAIA	ITA	DUCATI	347.2	346.1	343.9	343.9	343.9	345.0	347.2
89 Jorge MARTIN	SPA	DUCATI	346.1	343.9	342.8	342.8	341.7	343.0	346.1
73 Alex MARQUEZ	SPA	HONDA	345.0	343.9	343.9	342.8	341.7	342.8	345.0
33 Brad BINDER	RSA	KTM	343.9	340.6	339.6	338.5	338.5	339.9	343.9
41 Aleix ESPARGARO	SPA	APRILIA	343.9	340.6	339.6	338.5	338.5	339.7	343.9
44 Pol ESPARGARO	SPA	HONDA	343.9	342.8	342.8	341.7	341.7	342.6	343.9
30 Takaaki NAKAGAMI	JPN	HONDA	342.8	341.7	340.6	340.6	340.6	341.3	342.8
27 Iker LECUONA	SPA	KTM	341.7	336.4	335.4	334.3	333.3	335.4	341.7
93 Marc MARQUEZ	SPA	HONDA	341.7	340.6	340.6	340.6	339.6	340.2	341.7
9 Danilo PETRUCCI	ITA	KTM	340.6	336.4	336.4	336.4	334.3	336.1	340.6
88 Miguel OLIVEIRA	POR	KTM	340.6	340.6	339.6	339.6	338.5	339.4	340.6
36 Joan MIR	SPA	SUZUKI	339.6	337.5	337.5	337.5	336.4	337.5	339.6
42 Alex RINS	SPA	SUZUKI	339.6	336.4	336.4	335.4	335.4	336.3	339.6
4 Andrea DOVIZIOSO	ITA	YAMAHA	337.5	337.5	336.4	335.4	335.4	336.4	337.5
10 Luca MARINI	ITA	DUCATI	337.5	337.5	337.5	336.4	336.4	337.1	337.5
20 Fabio QUARTARARO	FRA	YAMAHA	337.5	337.5	336.4	336.4	336.4	336.6	337.5
46 Valentino ROSSI	ITA	YAMAHA	336.4	336.4	335.4	334.3	334.3	335.2	336.4
21 Franco MORBIDELLI	ITA	YAMAHA	335.4	335.4	333.3	333.3	333.3	334.0	335.4

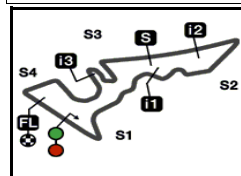
These data/results cannot be reproduced, stored and/or transmitted in whole or in part by any manner of electronic, mechanical, photocopying, recording, broadcasting or otherwise now known or herein after developed without the previous express consent by the copyright owner, except for reproduction in daily press and regular printed publications on sale to the public within 60 days of the event related to those data/results and always provided that copyright symbol appears together as follows below.

© DORNA, 2021

Official MotoGP Timing by TISSOT
www.motogp.com



Austin, Saturday, October 02, 2021



5513 m.

RED BULL GRAND PRIX OF THE AMERICAS

Free Practice Nr. 4

Chronological Analysis of Performances

16

* Lap / Sector time cancelled

T1 Time from finish line to 1st intermediate

T3 Time from 2nd intermed. to 3rd intermed.

P Crossing the finish line in pit lane

T2 Time from 1st intermed. to 2nd intermed.

T4 Time from 3rd intermediate to finish line

**Tyre data subject to further updates

Lap	Lap Time	T1	T2	T3	T4	Speed	Lap	Lap Time	T1	T2	T3	T4	Speed
1st	43	Jack MILLER		DUCATI		AUS	5	2'04.751	35.248	30.448	30.672	28.383	343.9
		Ducati Lenovo Team					6	2'04.993	35.242	30.605	30.668	28.478	341.7
		Runs=2 Total laps=12 Full laps=7					7	2'16.118 *	38.485	34.340*	33.886	29.407	299.1
							8	2'14.944 P	35.544	32.918	32.454	34.028	336.4
Run # 1	Front Tyre	Slick-Hard	Rear Tyre	Slick-Medium			Run # 2	Front Tyre	Slick-Hard	Rear Tyre	Slick-Soft		
		New Tyre	New Tyre						8 Laps at start		4 Laps at start		
1	3'06.521	38.042	32.280	31.317	29.350	341.7	9	5'33.724	35.987	31.622	31.362	28.633	341.7
2	2'05.511	35.826	30.588	30.596	28.501	342.8	10	2'04.716	35.374	30.391	30.473	28.478	341.7
3	2'05.092 *	35.492	30.471	30.621*	28.508	341.7	11	2'04.355	35.028	30.355	30.574	28.398	341.7
4	2'05.199	35.440	30.658	30.482	28.619	340.6	12	2'10.278	35.104	30.266	35.384	29.524	342.8
5	2'04.669	35.397	30.387	30.406	28.479	340.6	13	2'24.061 P	40.678*	33.458	34.059	35.866	305.0
6	2'17.424	42.206	32.393	32.579	30.246	341.7							
7	2'13.953 P	35.417	30.616	31.371	36.549	341.7							
Run # 2	Front Tyre	Slick-Hard	Rear Tyre	Slick-Hard			4th	5	Johann ZARCO		DUCATI		FRA
		7 Laps at start	New Tyre						Pramac Racing				
									Runs=1 Total laps=12 Full laps=9				
8	5'04.485	35.608	31.810	31.213	28.787	342.8	Run # 1	Front Tyre	Slick-Hard	Rear Tyre	Slick-Soft		
9	2'05.401	35.785	30.809	30.374	28.433	345.0			8 Laps at start		4 Laps at start		
10	2'04.028	35.103	30.247	30.283	28.395	347.2	1	2'45.507	37.998	32.670	31.710	28.899	342.8
11	2'04.221	35.084	30.452	30.310	28.375	342.8	2	2'04.922	35.363	30.573	30.627	28.359	348.3
12	2'23.425 P	35.292	30.417	40.597	37.119	342.8	3	2'04.375	35.110	30.268	30.633	28.364	349.5
2nd	36	Joan MIR		SUZUKI		SPA	4	2'04.690	35.223	30.488	30.524	28.455	343.9
		Team SUZUKI ECSTAR					5	2'05.101	35.360	30.439	30.725	28.577	342.8
		Runs=2 Total laps=8 Full laps=4					6	2'24.210 P	40.565*	33.537	35.128	34.980	338.5
Run # 1	Front Tyre	Slick-Hard	Rear Tyre	Slick-Soft			Run # 2	Front Tyre	Slick-Hard	Rear Tyre	Slick-Soft		
		5 Laps at start	6 Laps at start						14 Laps at start		10 Laps at start		
1	2'19.358	37.312	31.954	31.960	29.151	339.6	7	6'24.590	37.490	32.110	31.200	28.765	338.5
2	8'08.890 P	36.301	34.326			44.0	8	2'05.041	35.289	30.645	30.536	28.571	343.9
Run # 2	Front Tyre	Slick-Hard	Rear Tyre	Slick-Medium			9	2'05.545	35.364	30.569	30.987	28.625	341.7
		New Tyre	New Tyre				10	2'05.157	35.507	30.524	30.530	28.596	341.7
3	7'30.881	37.678	31.447	30.946	28.509	336.4	11	2'28.449	45.625	37.040	34.365	31.419	336.4
4	2'04.612	35.514	30.429	30.399	28.270	336.4	12	2'04.742	35.286	30.334	30.589	28.533	342.8
5	2'04.180	35.286	30.296	30.337	28.261	337.5							
6	2'04.741	35.463	30.445	30.398	28.435	337.5							
7	2'04.667	35.533	30.332	30.477	28.325	337.5							
8	2'21.582 P	39.466	32.759	33.090	36.267	326.2							
3rd	63	Francesco BAGNAIA		DUCATI		ITA	5th	20	Fabio QUARTARARO		YAMAHA		FRA
		Ducati Lenovo Team							Monster Energy Yamaha MotoGP				
		Runs=2 Total laps=13 Full laps=7							Runs=1 Total laps=12 Full laps=7				
Run # 1	Front Tyre	Slick-Hard	Rear Tyre	Slick-Medium			Run # 1	Front Tyre	Slick-Hard	Rear Tyre	Slick-Medium		
		New Tyre	New Tyre						4 Laps at start		New Tyre		
1	3'06.673	39.888	32.382	31.590	28.938	343.9	1	3'12.773	38.289	32.485	31.391	28.979	337.5
2	2'05.871	35.885	30.633	30.842	28.511	347.2	2	2'05.061	35.541	30.652	30.495	28.373	337.5
3	2'05.155 *	35.513	30.378*	30.868	28.396	346.1	3	2'04.821 *	35.347	30.389	30.733*	28.352	336.4
4	2'05.041	35.241	30.589	30.696	28.515	343.9	4	2'04.420	35.129	30.398	30.441	28.452	336.4
							5	2'04.379	35.216	30.378	30.481	28.304	336.4
							6	2'04.467	35.164	30.455	30.510	28.338	336.4
							7	2'21.913 P	41.449	33.120	32.175	35.169	335.4

Fastest Lap: Jack MILLER Ducati Lenovo Team AUS **2'04.028** 35.103 30.247 30.283 28.395

These data/results cannot be reproduced, stored and/or transmitted in whole or in part by any manner of electronic, mechanical, photocopying, recording, broadcasting or otherwise now known or herein after developed without the previous express consent by the copyright owner, except for reproduction in daily press and regular printed publications on sale to the public within 60 days of the event related to those data/results and always provided that copyright symbol appears together as follows below.
© DORNA, 2021



Free Practice Nr. 4

MotoGP

Lap	Lap Time	T1	T2	T3	T4	Speed	Lap	Lap Time	T1	T2	T3	T4	Speed
Run # 2	Front Tyre Slick-Hard		Rear Tyre Slick-Medium				5	2'11.529	38.771	31.548	31.598	29.612	339.6
	11 Laps at start		7 Laps at start				6	2'04.544	35.415	30.183	30.479	28.467	340.6
8	7'04.501	37.407	32.368	31.731	29.294	336.4	7	2'16.783 P	37.389*	32.412	31.838	35.144	336.4
9	2'05.221	35.397	30.707	30.625	28.492	336.4	Run # 2	Front Tyre Slick-Hard		Rear Tyre Slick-Soft			
10	2'04.864	35.276	30.465	30.686	28.437	336.4		11 Laps at start		16 Laps at start			
11	2'06.009	35.398	30.416	31.515	28.680	335.4	8	7'47.066	37.707	31.931	31.971	29.567	337.5
12	2'05.020 *	35.346*	30.507	30.601	28.566	336.4	9	2'08.417	37.027	31.117	31.249	29.024	338.5
6th	30	Takaaki NAKAGAMI		HONDA	JPN		10	2'04.812	35.485	30.324	30.506	28.497	339.6
		LCR Honda IDEMITSU					11	2'12.441	35.290	30.212	37.944	28.995	339.6
		Runs=1	Total laps=12	Full laps=9			12	2'30.200 P	35.460*	38.651	39.477	36.612	235.2
Run # 1	Front Tyre Slick-Hard		Rear Tyre Slick-Medium				9th	88	Miguel OLIVEIRA		KTM	POR	
	New Tyre		New Tyre						Red Bull KTM Factory Racing				
1	2'44.047	39.895	37.135	34.893	29.621	305.9		Runs=2	Total laps=13	Full laps=8			
2	2'07.384	36.452	30.846	31.306	28.780	340.6	Run # 1	Front Tyre Slick-Hard		Rear Tyre Slick-Medium			
3	2'05.927	35.566	30.693	31.097	28.571	342.8		11 Laps at start		New Tyre			
4	2'08.625	35.356	30.718	33.925	28.626	341.7	1	2'19.612	37.168	32.361	32.554	29.243	337.5
5	2'04.969	35.366	30.658	30.499	28.446	337.5	2	2'07.145	36.217	30.913	31.309	28.706	338.5
6	2'20.140 P	39.438*	33.919	31.570	35.213	340.6	3	2'05.095	35.666	30.407	30.551	28.471	339.6
Run # 2	Front Tyre Slick-Hard		Rear Tyre Slick-Soft				4	2'04.711	35.367	30.358	30.565	28.421	338.5
	6 Laps at start		12 Laps at start				5	2'05.045	35.370	30.392	30.790	28.493	338.5
7	6'02.916	37.217	31.464	31.667	29.063	337.5	6	2'05.471	35.533	30.445	30.787	28.706	337.5
8	2'05.023	35.433	30.553	30.631	28.406	339.6	7	2'16.583 P	38.261*	31.968	32.403	33.951	332.3
9	2'05.052	35.191	30.723	30.713	28.425	339.6	Run # 2	Front Tyre Slick-Hard		Rear Tyre Slick-Soft			
10	2'04.404	35.115	30.521	30.373	28.395	340.6		12 Laps at start		4 Laps at start			
11	2'11.096	40.321	31.167	30.996	28.612	337.5	8	5'07.736	37.577	31.299	31.472	28.985	336.4
12	2'06.855	35.077	30.581	32.724	28.473	339.6	9	2'05.280	35.452	30.559	30.718	28.551	340.6
7th	42	Alex RINS		SUZUKI	SPA		10	2'05.823	35.536	30.519	30.717	29.051	340.6
		Team SUZUKI ECSTAR					11	2'11.796 *	39.260*	31.886	31.526	29.124	337.5
		Runs=1	Total laps=11	Full laps=7			12	2'04.790	35.436	30.260	30.571	28.523	339.6
Run # 1	Front Tyre Slick-Hard		Rear Tyre Slick-Soft				13	2'18.761 P	37.777*	32.820	32.670	35.494	337.5
	5 Laps at start		3 Laps at start				10th	41	Aleix ESPARGARO		APRILIA	SPA	
1	2'39.029	38.751	33.245	32.082	29.453	339.6		Aprilia Racing Team Gresini					
2	2'07.667	35.842	30.810	32.182	28.833	336.4		Runs=1	Total laps=10	Full laps=7			
3	2'05.393	35.522	30.681	30.680	28.510	335.4	Run # 1	Front Tyre Slick-Hard		Rear Tyre Slick-Soft			
4	2'04.967	35.265	30.491	30.681	28.530	335.4		4 Laps at start		New Tyre			
5	2'04.873	35.254	30.517	30.553	28.549	335.4	1	2'39.216	39.553	33.053	33.752	29.771	336.4
6	2'17.896 P	38.263*	31.968	32.306	35.359	327.2	2	2'07.825	35.973	30.617	32.450	28.785	343.9
Run # 2	Front Tyre Slick-Hard		Rear Tyre Slick-Medium				3	2'05.924	35.545	30.946	30.980	28.453	338.5
	New Tyre		New Tyre				4	2'04.903	35.295	30.412	30.773	28.423	338.5
7	9'20.329	36.792	31.640	31.432	29.068	334.3	5	2'04.711	35.274	30.269	30.753	28.415	338.5
8	2'05.633	35.469	30.718	30.879	28.567	335.4	6	2'25.302 P	42.562*	33.441	34.617	34.682	328.2
9	2'04.462	35.110	30.459	30.515	28.378	336.4	Run # 2	Front Tyre Slick-Hard		Rear Tyre Slick-Soft			
10	2'08.337	37.361	31.275	30.934	28.767	334.3		10 Laps at start		6 Laps at start			
11	2'05.151 *	35.373*	30.482	30.701	28.595	334.3	7	8'54.104	35.548	31.845	32.565	28.743	325.3
8th	93	Marc MARQUEZ		HONDA	SPA		8	2'05.136	35.275	30.525	30.813	28.523	339.6
		Repsol Honda Team					9	2'08.222	37.408	31.039	30.935	28.840	338.5
		Runs=2	Total laps=12	Full laps=8			10	2'04.992	35.207	30.491	30.811	28.483	340.6
Run # 1	Front Tyre Slick-Hard		Rear Tyre Slick-Hard				11th	10	Luca MARINI		DUCATI	ITA	
	4 Laps at start		New Tyre					SKY VR46 Avintia					
1	2'49.150	37.481	32.099	32.252	29.371	339.6		Runs=3	Total laps=10	Full laps=5			
2	2'06.210	36.086	30.581	30.784	28.759	340.6	Run # 1	Front Tyre Slick-Hard		Rear Tyre Slick-Soft			
3	2'04.965	35.561	30.360	30.527	28.517	341.7		1 Laps at start		3 Laps at start			
4	2'05.056	35.395	30.389	30.684	28.588	340.6	1	2'25.266 P	38.895	33.963	32.797	35.919	318.5

Fastest Lap: Jack MILLER Ducati Lenovo Team AUS 2'04.028 35.103 30.247 30.283 28.395

These data/results cannot be reproduced, stored and/or transmitted in whole or in part by any manner of electronic, mechanical, photocopying, recording, broadcasting or otherwise now known or herein after developed without the previous express consent by the copyright owner, except for reproduction in daily press and regular printed publications on sale to the public within 60 days of the event related to those data/results and always provided that copyright symbol appears together as follows below.
© DORNA, 2021

Official MotoGP Timing by TISSOT
www.motogp.com

Austin, Saturday, October 02, 2021

Page 2 of 4



Free Practice Nr. 4

MotoGP

Lap	Lap Time	T1	T2	T3	T4	Speed	Lap	Lap Time	T1	T2	T3	T4	Speed	
Run # 2	<i>Front Tyre</i>	Slick-Hard	<i>Rear Tyre</i>	Slick-Soft				Run # 1	<i>Front Tyre</i>	Slick-Hard	<i>Rear Tyre</i>	Slick-Soft		
2 Laps at start				4 Laps at start			8 Laps at start				3 Laps at start			
2	7'09.558	38.054	32.359	31.518	29.103	333.3	1	2'25.139	36.512	33.824	31.943	29.673	340.6	
3	2'07.717	36.529	31.414	30.995	28.779	334.3	2	2'09.904	36.536	33.141	31.418	28.809	336.4	
4	2'07.188	35.866	31.048	31.617	28.657	336.4	3	2'11.401 P	35.957	30.685	30.958	33.801	<u>343.9</u>	
5	2'13.311 P	35.696	30.768	30.774	36.073	<u>337.5</u>	Run # 2	<i>Front Tyre</i>	Slick-Hard	<i>Rear Tyre</i>	Slick-Medium			
6 Laps at start				New Tyre			4 Laps at start				New Tyre			
6	4'41.773	36.775	32.009	31.315	29.050	333.3	4	9'12.600	39.349	33.529	31.843	35.269	338.5	
7	2'05.920	35.835	30.781	30.694	28.610	337.5	5	2'09.956	36.132	30.704	34.289	28.831	337.5	
8	2'05.408	35.766	30.570	<u>30.541</u>	28.531	337.5	6	2'05.844	35.783	30.619	30.855	28.587	337.5	
9	<u>2'05.049</u>	<u>35.496</u>	<u>30.565</u>	30.566	<u>28.422</u>	336.4	7	<u>2'05.312</u>	<u>35.369</u>	30.603	<u>30.822</u>	28.518	338.5	
10	2'28.590 P	41.760*	34.127	35.008	37.695	307.6	8	2'17.420 P	40.500	31.908	31.616	33.396	336.4	

12th 23 Enea BASTIANINI DUCATI ITA
Avintia Esponsorama

Runs=2 Total laps=11 Full laps=5

Run #	Front Tyre	Slick-Hard	Rear Tyre	Slick-Medium	Speed
		New Tyre		New Tyre	
1	2'38.385	38.985	33.013	31.909	29.242 343.9
2	2'10.520	36.032	33.829	31.597	29.062 334.3
3	2'06.766	35.648	30.664	31.657	28.797 <u>347.2</u>
4	2'05.475	35.484	30.737	30.660	28.594 343.9
5	2'12.404 *	<u>35.350</u>	35.660*	32.587	28.807 310.3
6	2'17.251 P	35.520	30.709	36.207	34.815 343.9

Run #	Front Tyre	Slick-Hard	Rear Tyre	Slick-Soft	Speed
		6 Laps at start		3 Laps at start	
7	8'38.734	37.520	32.592	30.957	28.696 345.0
8	<u>2'05.071</u>	35.473	<u>30.515</u>	<u>30.649</u>	<u>28.434</u> 345.0
9	2'06.716 *	35.058*	30.910	32.114	28.634 343.9
10	2'16.830	35.551	32.916	33.407	34.956 330.2
11	2'14.469 P	35.408	30.517	33.616	34.928 339.6

13th 89 Jorge MARTIN DUCATI SPA
Pramac Racing

Runs=1 Total laps=12 Full laps=7

Run #	Front Tyre	Slick-Hard	Rear Tyre	Slick-Medium	Speed
		11 Laps at start		New Tyre	
1	2'40.668	39.851	32.604	34.668	29.591 339.6
2	2'08.014	36.348	31.283	31.297	29.086 343.9
3	2'09.242	35.668	30.579	34.475	28.520 <u>346.1</u>
4	2'08.979	<u>35.335</u>	30.634	32.102	30.908 342.8
5	2'05.668	35.506	30.670	30.992	28.500 338.5
6	2'21.708 P	41.688*	31.682	32.501	35.837 337.5

Run #	Front Tyre	Slick-Soft	Rear Tyre	Slick-Soft	Speed
		4 Laps at start		4 Laps at start	
7	7'35.915	37.884	31.489	31.205	28.682 339.6
8	2'05.651	35.634	30.582	30.847	28.588 341.7
9	<u>2'05.215</u>	35.520	<u>30.383</u>	30.812	28.500 341.7
10	2'05.245	35.548	30.569	<u>30.643</u>	28.485 341.7
11	2'17.419 *	41.042*	31.458	34.558	30.361 338.5
12	2'05.333 *	35.697*	30.480	30.797	<u>28.359</u> 342.8

14th 33 Brad BINDER KTM RSA
Red Bull KTM Factory Racing

Runs=2 Total laps=11 Full laps=5

Run #	Front Tyre	Slick-Hard	Rear Tyre	Slick-Soft	Speed
		2 Laps at start		4 Laps at start	
1	2'40.668	39.851	32.604	34.668	29.591 339.6
2	2'08.014	36.348	31.283	31.297	29.086 343.9
3	2'09.242	35.668	30.579	34.475	28.520 <u>346.1</u>
4	2'08.979	<u>35.335</u>	30.634	32.102	30.908 342.8
5	2'05.668	35.506	30.670	30.992	28.500 338.5
6	2'21.708 P	41.688*	31.682	32.501	35.837 337.5

15th 4 Andrea DOVIZIOSO YAMAHA ITA
Petronas Yamaha SRT

Runs=2 Total laps=11 Full laps=7

Run #	Front Tyre	Slick-Hard	Rear Tyre	Slick-Hard	Speed
		New Tyre		New Tyre	
1	2'25.851	36.557	32.423	32.492	30.898 332.3
2	2'07.429	36.164	31.352	31.007	28.906 <u>337.5</u>
3	2'06.528	35.573	30.983	30.979	28.993 334.3
4	2'05.566	35.380	30.672	30.819	28.695 335.4
5	2'05.445	<u>35.353</u>	30.642	30.893	<u>28.557</u> 335.4
6	2'15.498 P	35.454	32.361*	32.783	34.900 326.2

Run #	Front Tyre	Slick-Hard	Rear Tyre	Slick-Hard	Speed
		7 Laps at start		6 Laps at start	
7	6'44.571	36.197	31.706	31.422	29.183 329.2
8	2'07.855	35.591	30.926	31.027	30.311 332.3
9	2'05.652	35.554	<u>30.544</u>	30.840	28.714 336.4
10	<u>2'05.349</u>	35.389	30.554	<u>30.672</u>	28.734 337.5
11	2'30.863 P	42.409	33.317	37.222	37.915 330.2

16th 73 Alex MARQUEZ HONDA SPA
LCR Honda CASTROL

Runs=1 Total laps=12 Full laps=9

Run #	Front Tyre	Slick-Hard	Rear Tyre	Slick-Soft	Speed
		2 Laps at start		4 Laps at start	
1	2'21.631	36.430	32.252	31.799	29.876 340.6
2	2'06.909	36.117	30.971	30.964	28.857 341.7
3	2'06.016	35.687	30.782	30.808	28.739 343.9
4	2'06.040	35.605	30.738	30.973	28.724 341.7
5	2'11.696	37.100	31.092	31.244	32.260 339.6
6	<u>2'05.407</u>	<u>35.424</u>	<u>30.564</u>	<u>30.666</u>	28.753 340.6
7	2'13.867 P	36.900	31.291	31.564	34.112 340.6

Run #	Front Tyre	Slick-Hard	Rear Tyre	Slick-Soft	Speed
		9 Laps at start		11 Laps at start	
8	6'48.374 *	37.502	32.427	31.277	29.055* 342.8
9	2'06.532	36.334	30.785	30.724	28.689 <u>345.0</u>
10	2'05.724	35.428	30.746	30.787	28.763 343.9
11	2'05.606	35.550	30.688	30.690	<u>28.678</u> 341.7
12	2'05.615	35.440	30.630	30.832	28.713 341.7

Fastest Lap: Jack MILLER Ducati Lenovo Team AUS **2'04.028** 35.103 30.247 30.283 28.395

These data/results cannot be reproduced, stored and/or transmitted in whole or in part by any manner of electronic, mechanical, photocopying, recording, broadcasting or otherwise now known or herein after developed without the previous express consent by the copyright owner, except for reproduction in daily press and regular printed publications on sale to the public within 60 days of the event related to those data/results and always provided that copyright symbol appears together as follows below.
© DORNA, 2021



Free Practice Nr. 4

MotoGP

Lap	Lap Time	T1	T2	T3	T4	Speed	Lap	Lap Time	T1	T2	T3	T4	Speed	
17th	44	Po ESPARGARO		HONDA		SPA	9	2'22.184	P	35.583	36.012	33.857	36.732	319.5
		Repsol Honda Team												
		Runs=2		Total laps=11		Full laps=8								
Run #	1	Front Tyre	Slick-Hard	Rear Tyre	Slick-Soft									
		3 Laps at start		4 Laps at start										
1	2'40.158	40.000	33.760	33.575	29.472	338.5								
2	2'08.304	36.286	31.190	31.782	29.046	343.9								
	unfinished	35.545	30.564			342.8								
Run #	2	Front Tyre	Slick-Hard	Rear Tyre	Slick-Medium									
		8 Laps at start		New Tyre										
3	2'11.725	36.523	32.181	31.425	31.596	339.6								
4	2'10.580	35.773	30.824	31.543	32.440	341.7								
5	2'05.429	35.515	30.549	30.871	28.494	341.7								
6	2'07.433	35.473	30.951	31.891	29.118	338.5								
7	2'11.650	35.468	30.417	36.302	29.463	342.8								
8	2'11.943	35.528	34.335	33.052	29.028	323.3								
9	2'14.376	*	38.917*	34.956	31.556	337.5								
10	2'17.550	P	37.253*	33.108	32.484	336.4								
20th	21	Franco MORBIDELLI		YAMAHA		ITA								
		Monster Energy Yamaha MotoGP												
		Runs=2		Total laps=9		Full laps=5								
Run #	1	Front Tyre	Slick-Hard	Rear Tyre	Slick-Hard									
		7 Laps at start		New Tyre										
1	2'14.396	39.186	32.352	31.349	29.168	333.3								
2	2'06.098	35.879	30.779	30.628	28.812	335.4								
3	2'05.734	35.724	30.722	30.610	28.678	335.4								
4	2'05.614	35.545	30.710	30.712	28.647	333.3								
5	2'27.459	P	35.601	35.930	40.151	264.7								
Run #	2	Front Tyre	Slick-Hard	Rear Tyre	Slick-Hard									
		12 Laps at start		5 Laps at start										
6	5'55.661	36.940	31.482	31.212	28.895	333.3								
7	2'05.779	35.778	30.626	30.696	28.679	332.3								
8	2'05.808	35.549	30.807	30.770	28.682	332.3								
9	2'27.490	P	45.924	32.577	32.266	333.3								
21st	9	Danilo PETRUCCI		KTM		ITA								
		Tech 3 KTM Factory Racing												
		Runs=2		Total laps=11		Full laps=7								
Run #	1	Front Tyre	Slick-Hard	Rear Tyre	Slick-Soft									
		6 Laps at start		3 Laps at start										
1	2'27.618	36.417	31.650	31.804	29.093	334.3								
2	2'07.243	36.097	30.989	31.108	29.049	336.4								
3	2'06.185	35.723	30.798	30.958	28.706	336.4								
4	2'06.388	35.691	30.742	31.106	28.849	334.3								
5	2'06.544	35.647	30.874	31.045	28.978	333.3								
6	2'28.399	P	40.591	33.664	35.063	307.6								
Run #	2	Front Tyre	Slick-Hard	Rear Tyre	Slick-Soft									
		12 Laps at start		9 Laps at start										
7	8'37.929	*	37.768	32.114*	31.810	330.2								
8	2'06.799	36.189	30.920	30.921	28.769	340.6								
9	2'06.277	35.574	30.720	31.095	28.888	336.4								
10	2'06.348	35.648	30.775	31.025	28.900	334.3								
11	2'31.334	P	41.442	36.001	35.076	291.1								
19th	27	Iker LECUONA		KTM		SPA								
		Tech 3 KTM Factory Racing												
		Runs=2		Total laps=9		Full laps=5								
Run #	1	Front Tyre	Slick-Hard	Rear Tyre	Slick-Soft									
		4 Laps at start		4 Laps at start										
1	2'25.387	35.821	32.079	31.554	29.588	341.7								
2	2'07.379	36.503	31.145	30.999	28.732	336.4								
3	2'06.454	35.628	31.033	31.062	28.731	333.3								
4	2'05.566	35.512	30.607	30.840	28.607	335.4								
5	2'10.494	P	35.557	30.585	30.946	334.3								
Run #	2	Front Tyre	Slick-Hard	Rear Tyre	Slick-Soft									
		9 Laps at start		9 Laps at start										
6	6'25.500	37.955	31.883	31.429	29.092	333.3								
7	2'05.865	35.605	30.765	30.795	28.700	333.3								
8	2'12.944	35.395	31.144	32.933	33.472	332.3								

Fastest Lap: Jack MILLER Ducati Lenovo Team AUS **2'04.028** 35.103 30.247 30.283 28.395

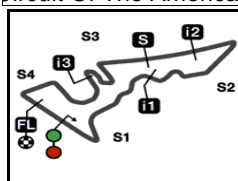
These data/results cannot be reproduced, stored and/or transmitted in whole or in part by any manner of electronic, mechanical, photocopying, recording, broadcasting or otherwise now known or herein after developed without the previous express consent by the copyright owner, except for reproduction in daily press and regular printed publications on sale to the public within 60 days of the event related to those data/results and always provided that copyright symbol appears together as follows below.
© DORNA, 2021

Official MotoGP Timing by **TISSOT**
www.motogp.com

Austin, Saturday, October 02, 2021

Page 4 of 4





5513 m.

RED BULL GRAND PRIX OF THE AMERICAS

Free Practice Nr. 4

Best Partial Times

MotoGP™

IT Ideal Lap Time, sum of the best partial times*BT* Best Lap Time

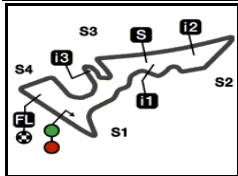
<i>T1</i>		<i>T2</i>		<i>T3</i>		<i>T4</i>				<i>IT</i>	<i>BT</i>	
Pos	Rider	Time	Rider	Time	Rider	Time	Rider	Time	Pos	Rider		
1	F.BAGNAIA	35.028	M.MARQUEZ	30.183	J.MILLER	30.283	J.MIR	28.261	1	J.MILLER	2'03.989	2'04.028 (1)
2	T.NAKAGAMI	35.077	J.MILLER	30.247	J.MIR	30.337	F.QUARTARARO	28.304	2	F.BAGNAIA	2'04.150	2'04.355 (3)
3	J.MILLER	35.084	M.OLIVEIRA	30.260	T.NAKAGAMI	30.373	J.ZARCO	28.359	3	J.MIR	2'04.180	2'04.180 (2)
4	J.ZARCO	35.110	F.BAGNAIA	30.266	F.QUARTARARO	30.441	J.MARTIN	28.359	4	F.QUARTARAR	2'04.252	2'04.379 (5)
5	A.RINS	35.110	J.ZARCO	30.268	F.BAGNAIA	30.473	J.MILLER	28.375	5	J.ZARCO	2'04.261	2'04.375 (4)
6	F.QUARTARARO	35.129	A.ESPARGARO	30.269	M.MARQUEZ	30.479	A.RINS	28.378	6	T.NAKAGAMI	2'04.366	2'04.404 (6)
7	A.ESPARGARO	35.207	J.MIR	30.296	A.RINS	30.515	F.BAGNAIA	28.383	7	M.MARQUEZ	2'04.419	2'04.544 (8)
8	J.MIR	35.286	F.QUARTARARO	30.378	J.ZARCO	30.524	T.NAKAGAMI	28.395	8	A.RINS	2'04.462	2'04.462 (7)
9	M.MARQUEZ	35.290	J.MARTIN	30.383	L.MARINI	30.541	A.ESPARGARO	28.415	9	M.OLIVEIRA	2'04.599	2'04.711 (9)
10	J.MARTIN	35.335	P.ESPARGARO	30.417	M.OLIVEIRA	30.551	M.OLIVEIRA	28.421	10	A.ESPARGAR	2'04.644	2'04.711 (10)
11	E.BASTIANINI	35.350	A.RINS	30.459	F.MORBIDELLI	30.610	L.MARINI	28.422	11	J.MARTIN	2'04.720	2'05.215 (13)
12	A.DOVIZIOSO	35.353	E.BASTIANINI	30.515	J.MARTIN	30.643	E.BASTIANINI	28.434	12	E.BASTIANINI	2'04.948	2'05.071 (12)
13	M.OLIVEIRA	35.367	T.NAKAGAMI	30.521	E.BASTIANINI	30.649	M.MARQUEZ	28.467	13	L.MARINI	2'05.024	2'05.049 (11)
14	B.BINDER	35.369	A.DOVIZIOSO	30.544	A.MARQUEZ	30.666	B.BINDER	28.473	14	A.DOVIZIOSO	2'05.126	2'05.349 (15)
15	I.LECUONA	35.395	A.MARQUEZ	30.564	A.DOVIZIOSO	30.672	P.ESPARGARO	28.494	15	B.BINDER	2'05.248	2'05.312 (14)
16	A.MARQUEZ	35.424	L.MARINI	30.565	V.ROSSI	30.692	V.ROSSI	28.504	16	P.ESPARGAR	2'05.250	2'05.429 (17)
17	P.ESPARGARO	35.468	B.BINDER	30.584	A.ESPARGARO	30.753	A.DOVIZIOSO	28.557	17	A.MARQUEZ	2'05.332	2'05.407 (16)
18	L.MARINI	35.496	I.LECUONA	30.585	I.LECUONA	30.795	I.LECUONA	28.607	18	V.ROSSI	2'05.340	2'05.551 (18)
19	V.ROSSI	35.519	V.ROSSI	30.625	B.BINDER	30.822	F.MORBIDELLI	28.647	19	I.LECUONA	2'05.382	2'05.566 (19)
20	F.MORBIDELLI	35.545	F.MORBIDELLI	30.626	P.ESPARGARO	30.871	A.MARQUEZ	28.678	20	F.MORBIDELLI	2'05.428	2'05.614 (20)
21	D.PETRUCCI	35.574	D.PETRUCCI	30.720	D.PETRUCCI	30.921	D.PETRUCCI	28.706	21	D.PETRUCCI	2'05.921	2'06.185 (21)

These data/results cannot be reproduced, stored and/or transmitted in whole or in part by any manner of electronic, mechanical, photocopying, recording, broadcasting or otherwise now known or herein after developed without the previous express consent by the copyright owner, except for reproduction in daily press and regular printed publications on sale to the public within 60 days of the event related to those data/results and always provided that copyright symbol appears together as follows below.

© DORNA, 2021

Official MotoGP Timing by TISSOT
www.motogp.com






5513 m.

RED BULL GRAND PRIX OF THE AMERICAS

Free Practice Nr. 4

Fastest Laps Sequence

<i>Practice Time</i>	 <i>Rider</i>	<i>Nation</i>	<i>Motorcycle</i>	<i>Time</i>	<i>Km/h</i>	<i>Rider's Lap</i>
4'20.494	21 Franco MORBIDELLI	ITA	YAMAHA	2'06.098	157.3	2
4'50.429	5 Johann ZARCO	FRA	DUCATI	2'04.922	158.8	2
6'54.804	5 Johann ZARCO	FRA	DUCATI	2'04.375	159.5	3
22'07.921	36 Joan MIR	SPA	SUZUKI	2'04.180	159.8	5
25'12.283	43 Jack MILLER	AUS	DUCATI	2'04.028	160.0	10

These data/results cannot be reproduced, stored and/or transmitted in whole or in part by any manner of electronic, mechanical, photocopying, recording, broadcasting or otherwise now known or herein after developed without the previous express consent by the copyright owner, except for reproduction in daily press and regular printed publications on sale to the public within 60 days of the event related to those data/results and always provided that copyright symbol appears together as follows below.

© DORNA, 2021

Official MotoGP Timing by TISSOT
www.motogp.com

Austin, Saturday, October 02, 2021

