


5513 m.

RED BULL GRAND PRIX OF THE AMERICAS

Race

Classification after 20 laps = 110.26 km

29

Pos		Rider	Nation	Team	Motorcycle	Total Time	Km/h	Gap
1	25	93 Marc MARQUEZ	SPA	Repsol Honda Team	HONDA	41'41.435	158.6	
2	20	20 Fabio QUARTARARO	FRA	Monster Energy Yamaha MotoGP	YAMAHA	41'46.114	158.3	4.679
3	16	63 Francesco BAGNAIA	ITA	Ducati Lenovo Team	DUCATI	41'49.982	158.1	8.547
4	13	42 Alex RINS	SPA	Team SUZUKI ECSTAR	SUZUKI	41'52.533	157.9	11.098
5	11	89 Jorge MARTIN	SPA	Pramac Racing	DUCATI	41'53.187	157.9	11.752
6	10	23 Enea BASTIANINI	ITA	Avintia Esponsorama	DUCATI	41'54.704	157.8	13.269
7	9	36 Joan MIR	SPA	Team SUZUKI ECSTAR	SUZUKI	41'54.841	157.8	13.406
8	8	43 Jack MILLER	AUS	Ducati Lenovo Team	DUCATI	41'56.157	157.7	14.722
9	7	33 Brad BINDER	RSA	Red Bull KTM Factory Racing	KTM	41'57.267	157.6	15.832
10	6	44 Pol ESPARGARO	SPA	Repsol Honda Team	HONDA	42'01.700	157.4	20.265
11	5	88 Miguel OLIVEIRA	POR	Red Bull KTM Factory Racing	KTM	42'04.490	157.2	23.055
12	4	73 Alex MARQUEZ	SPA	LCR Honda CASTROL	HONDA	42'06.178	157.1	24.743
13	3	4 Andrea DOVIZIOSO	ITA	Petronas Yamaha SRT	YAMAHA	42'06.742	157.0	25.307
14	2	10 Luca MARINI	ITA	SKY VR46 Avintia	DUCATI	42'08.288	156.9	26.853
15	1	46 Valentino ROSSI	ITA	Petronas Yamaha SRT	YAMAHA	42'09.490	156.9	28.055
16		27 Iker LECUONA	SPA	Tech 3 KTM Factory Racing	KTM	42'12.424	156.7	30.989
17		30 Takaaki NAKAGAMI	JPN	LCR Honda IDEMITSU	HONDA	42'16.686	156.4	35.251
18		9 Danilo PETRUCCI	ITA	Tech 3 KTM Factory Racing	KTM	42'23.674	156.0	42.239
19		21 Franco MORBIDELLI	ITA	Monster Energy Yamaha MotoGP	YAMAHA	42'31.289	155.5	49.854

Not Classified

41	Aleix ESPARGARO	SPA	Aprilia Racing Team Gresini	APRILIA	16'52.472	156.8	12 laps
5	Johann ZARCO	FRA	Pramac Racing	DUCATI	11'18.801	146.1	15 laps

Race condition: Dry

Air: 32°

Humidity: 46%

Ground: 41°

Pole Position:

Fastest Lap:

Best Race Lap:

All Time Lap Record:

	Francesco BAGNAIA	2'02.781	161.6 Km/h
Lap 7	Marc MARQUEZ	2'04.368	159.5 Km/h
2014	Marc MARQUEZ	2'03.575	160.6 Km/h
2015	Marc MARQUEZ	2'02.135	162.4 Km/h

14:04'24	Takaaki NAKAGAMI	crashed out - Rider OK
14:04'57	Takaaki NAKAGAMI	re-joined race
14:09'43	Johann ZARCO	crashed out - Rider OK
14:10'04	Johann ZARCO	re-joined race
14:12'12	Johann ZARCO	entered pits and retired
14:19'31	Aleix ESPARGARO	crashed out - Rider OK
14:37'07	Jorge MARTIN	long lap penalty due to advantage gained in shortcut at T5

The results are provisional until the end of the limit for protest and appeals.

Time limit for protest expires 30' after publication of the results - Time:

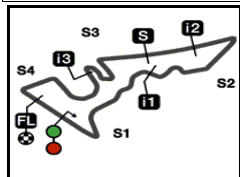
These data/results cannot be reproduced, stored and/or transmitted in whole or in part by any manner of electronic, mechanical, photocopying, recording, broadcasting or otherwise now known or herein after developed without the previous express consent by the copyright owner, except for reproduction in daily press and regular printed publications on sale to the public within 60 days of the event related to those data/results and always provided that copyright symbol appears together as follows below.

© DORNA, 2021

Official MotoGP Timing by TISSOT
www.motogp.com

Austin, Sunday, October 03, 2021





5513 m.

RED BULL GRAND PRIX OF THE AMERICAS

MotoGP™

World Championship Classification

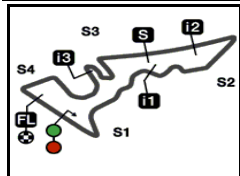
30

Rider		Points	Leader	Previous	QAT	DOH	POR	SPA	FRA	ITA	CAT	GER	NED	STY	AUT	GBR	ARA	RSM	AME	EMI	ALR	VAL
1	QUARTARARO Fabio	FRA	254		11	25	25	3	16	25	10	16	25	16	9	25	8	20	20			
2	BAGNAIA Francesco	ITA	202	52	52	16	10	20	20	13	-	9	11	10	5	20	2	25	25	16		
3	MIR Joan	SPA	176	78	26	13	9	16	11	-	16	13	7	16	20	13	7	16	10	9		
4	MILLER Jack	AUS	148	106	28	7	7	-	25	25	10	16	10	-	-	5	13	11	11	8		
5	ZARCO Johann	FRA	141	113	7	20	20	-	8	20	13	20	8	13	10	-	5	0	4	-		
6	BINDER Brad	RSA	131	123	10	2	8	11	-	3	11	8	13	4	13	25	10	9	7	7		
7	MARQUEZ Marc	SPA	117	137	14	-	-	9	7	-	-	-	25	9	8	1	-	20	13	25		
8	ESPARGARO Aleix	SPA	104	150	13	9	6	10	10	-	9	-	9	8	-	6	16	13	8	-		
9	VIÑALES Maverick	SPA	98	156	6	25	11	5	9	6	8	11	0	20	-	-	-	0	3	-		
10	OLIVEIRA Miguel	POR	92	162	6	3	1	0	5	-	20	25	20	11	-	-	0	2	0	5		
11	MARTIN Jorge	SPA	82	172	10	1	16	-	-	-	-	2	4	-	25	16	-	7	-	11		
12	RINS Alex	SPA	81	173	1	10	13	-	0	-	-	-	5	5	9	2	20	4	-	13		
13	BASTIANINI Enea	ITA	71	183	10	6	5	7	-	2	-	6	0	1	4	-	4	10	16	10		
14	NAKAGAMI Takaaki	JPN	70	184	1	-	0	6	13	9	-	3	3	7	11	3	3	6	6	0		
15	ESPARGARO Pol	SPA	70	184	0	8	3	-	6	8	4	-	6	6	0	0	11	3	9	6		
16	MARQUEZ Alex	SPA	54	200	16	-	-	8	-	10	2	5	-	2	7	7	8	-	1	4		
17	MORBIDELLI Franco	ITA	40	214	14	0	4	13	16	0	0	7	0	-	-	-	-	-	0	0		
18	LECUONA Iker	SPA	38	216	2	0	-	1	0	7	5	-	0	-	1	10	9	5	-	0		
19	PETRUCCI Danilo	ITA	37	217	1	-	0	3	2	11	7	-	-	3	0	4	6	1	0	0		
20	MARINI Luca	ITA	30	224	7	0	0	4	1	4	0	4	1	0	2	11	1	0	0	2		
21	ROSSI Valentino	ITA	29	225	1	4	0	-	0	5	6	-	2	-	3	8	0	0	0	1		
22	BRADL Stefan	GER	13	241	16	5	2	-	4	-	-	-	-	-	-	-	-	-	2	-		
23	PIRRO Michele	ITA	8	246	5	-	-	-	-	-	3	-	-	-	-	-	-	-	5	-		
24	PEDROSA Dani	SPA	6	248	2	-	-	-	-	-	-	-	-	-	6	-	-	-	-	-		
25	SAVADORI Lorenzo	ITA	4	250	2	0	0	2	0	-	1	1	-	0	-	-	-	-	-	-		

These data/results cannot be reproduced, stored and/or transmitted in whole or in part by any manner of electronic, mechanical, photocopying, recording, broadcasting or otherwise now known or herein after developed without the previous express consent by the copyright owner, except for reproduction in daily press and regular printed publications on sale to the public within 60 days of the event related to those data/results and always provided that copyright symbol appears together as follows below.
© DORNA, 2021

Official MotoGP Timing by TISSOT
www.motogp.com





5513 m.

RED BULL GRAND PRIX OF THE AMERICAS

MotoGP™

World Championship Classification

30

Rider	Points	Leader	Previous	QAT	DOH	POR	SPA	FRA	ITA	CAT	GER	NED	STY	AUT	GBR	ARA	RSM	AME	EMI	ALR	VAL	
26 DOVIZIOSO Andrea	ITA	3	251	1	-	-	-	-	-	-	-	-	-	-	-	-	-	0	3			
27 RABAT Tito	SPA	1	253	2	-	-	0	1	-	-	-	-	-	-	-	-	-	-	-			
28 CRUTCHLOW Cal	GBR	0	254	1	-	-	-	-	-	-	-	-	0	0	0	0	-	-	-			
29 GERLOFF Garrett	USA	0	254	0	-	-	-	-	-	-	-	0	-	-	-	-	-	-	-			
30 DIXON Jake	GBR	0	254	0	-	-	-	-	-	-	-	-	-	-	0	-	-	-	-			

Constructor	Points	Leader	Previous	QAT	DOH	POR	SPA	FRA	ITA	CAT	GER	NED	STY	AUT	GBR	ARA	RSM	AME	EMI	ALR	VAL
1 DUCATI	291			20	20	20	25	25	13	20	11	13	25	20	13	25	25	16			
2 YAMAHA	282	9	9	25	25	25	16	16	25	11	16	25	16	9	25	8	20	20			
3 SUZUKI	197	94	85	13	13	16	11	-	16	13	7	16	20	13	20	16	10	13			
4 KTM	185	106	12	3	8	11	5	11	20	25	20	11	13	25	10	9	7	7			
5 HONDA	173	118	12	8	3	9	13	10	4	5	25	9	11	7	11	20	13	25			
6 APRILIA	105	186	68	9	6	10	10	-	9	1	9	8	-	6	16	13	8	-			

Team	Points	Leader	Previous	QAT	DOH	POR	SPA	FRA	ITA	CAT	GER	NED	STY	AUT	GBR	ARA	RSM	AME	EMI	ALR	VAL
1 DUCATI LENOVO TEAM	350			23	17	20	45	38	10	25	21	10	5	25	15	36	36	24			
2 MONSTER ENERGY YAMAHA MOTOGP	349	1	1	36	36	30	12	22	33	21	16	45	16	9	25	8	20	20			
3 TEAM SUZUKI ECSTAR	257	93	92	23	22	16	11	-	16	13	12	21	29	15	27	20	10	22			
4 PRAMAC RACING	227	123	30	21	36	-	8	21	16	22	12	13	35	16	5	7	4	11			
5 RED BULL KTM FACTORY RACING	223	127	4	5	9	11	5	3	31	33	33	15	13	25	10	11	7	12			
6 REPSOL HONDA TEAM	194	156	29	13	5	9	13	8	4	-	31	15	8	1	11	23	22	31			
7 LCR HONDA	124	226	70	-	-	14	13	19	2	8	3	9	18	10	11	6	7	4			
8 APRILIA RACING TEAM GRESINI	111	239	13	9	6	12	10	-	10	1	9	8	-	6	16	13	11	-			
9 ESPONSORAMA RACING	101	249	10	6	5	11	1	6	-	10	1	1	6	11	5	10	16	12			

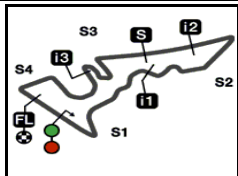
These data/results cannot be reproduced, stored and/or transmitted in whole or in part by any manner of electronic, mechanical, photocopying, recording, broadcasting or otherwise now known or herein after developed without the previous express consent by the copyright owner, except for reproduction in daily press and regular printed publications on sale to the public within 60 days of the event related to those data/results and always provided that copyright symbol appears together as follows below.
© DORNA, 2021

Official MotoGP Timing by TISSOT
www.motogp.com

Austin, Sunday, October 03, 2021

Page 2 of 3





RED BULL GRAND PRIX OF THE AMERICAS

30

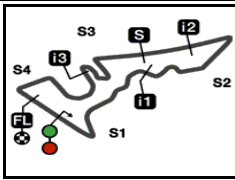
5513 m.

World Championship Classification

Team	<i>Points</i>	<i>Leader Previous</i>	QAT	DOH	POR	SPA	FRA	ITA	CAT	GER	NED	STY	AUT	GBR	ARA	RSM	AME	EMI	ALR	VAL
10 TECH 3 KTM FACTORY RACING	75	275	26	-	-	4	2	18	12	-	-	3	1	14	15	6	-	-		
11 PETRONAS YAMAHA SRT	72	278	3	4	4	13	16	5	6	7	2	-	3	8	-	-	-	4		

These data/results cannot be reproduced, stored and/or transmitted in whole or in part by any manner of electronic, mechanical, photocopying, recording, broadcasting or otherwise now known or herein after developed without the previous express consent by the copyright owner, except for reproduction in daily press and regular printed publications on sale to the public within 60 days of the event related to those data/results and always provided that copyright symbol appears together as follows below.
© DORNA, 2021





5513 m.

RED BULL GRAND PRIX OF THE AMERICAS
Race
Lap Chart

31

Pos	1	2	3	4	5	6	7	8	9	10	11	12	13	14	15	16	17	18	19	20	21
Grid	63	20	93	89	30	5	42	36	10	43	33	44	21	4	73	23	27	88	41	46	9



	1	2	3	4	5	6	7	8	9	10	11	12	13	14	15	16	17	18	19	20	21	
	93	20	42	63	89	30	36	33	43	5	44	73	23	10	21	88	4	41	27	9	46	
	2	93	20	42	89	63	36	33	43	5	44	73	23	88	10	21	4	41	9	27	46	30
	3	93	20	42	89	63	43	36	33	5	44	23	73	88	10	21	4	41	27	9	46	30
	4	93	20	89	42	63	43	36	33	5	44	23	73	88	10	4	21	41	27	9	46	30
	5	93	20	89	42	63	43	36	33	44	23	73	88	10	4	41	21	27	9	46	30	5
	6	93	20	89	43	42	63	33	36	44	23	88	73	4	10	41	21	27	46	9	30	
	7	93	20	89	43	42	63	33	36	44	23	88	73	41	4	10	21	27	46	9	30	
	8	93	20	89	43	42	63	33	36	23	44	88	41	4	73	10	21	27	46	9	30	
	9	93	20	89	43	42	63	36	33	23	44	88	4	73	10	27	46	21	9	30		
	10	93	20	89	43	63	42	36	33	23	44	88	4	73	10	27	46	21	9	30		
L	11	93	20	89	43	63	42	36	33	23	44	88	4	73	10	46	21	27	9	30		
a	12	93	20	89	43	63	42	36	33	23	44	88	4	73	10	46	27	9	21	30		
P	13	93	20	89	63	43	42	36	33	23	44	88	73	4	10	46	27	9	21	30		
S	14	93	20	89	63	43	42	36	33	23	44	88	73	4	10	46	27	9	21	30		
	15	93	20	89	63	42	43	36	33	23	44	88	73	4	10	46	27	9	21	30		
	16	93	20	89	63	42	43	36	23	33	44	88	73	4	10	46	27	9	30	21		
	17	93	20	89	63	42	43	36	23	33	44	88	73	4	10	46	27	9	30	21		
	18	93	20	63	89	42	43	36	23	33	44	88	73	4	10	46	27	30	9	21		
	19	93	20	63	89	42	43	36	23	33	44	88	73	4	10	46	27	30	9	21		
	20	93	20	63	42	89	23	36	43	33	44	88	73	4	10	46	27	30	9	21		

Winner Lapped rider

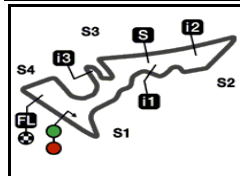
These data/results cannot be reproduced, stored and/or transmitted in whole or in part by any manner of electronic, mechanical, photocopying, recording, broadcasting or otherwise now known or herein after developed without the previous express consent by the copyright owner, except for reproduction in daily press and regular printed publications on sale to the public within 60 days of the event related to those data/results and always provided that copyright symbol appears together as follows below.

© DORNA, 2021

Official MotoGP Timing by **TISSOT**
 www.motogp.com

Austin, Sunday, October 03, 2021






5513 m.

RED BULL GRAND PRIX OF THE AMERICAS

Race

Fastest Lap of Each Rider

32

	Rider	Nation	Team	Motorcycle	Time	Lap Total	Gap
1	93 Marc MARQUEZ	SPA	Repsol Honda Team	HONDA	2'04.368	7 20	
2	30 Takaaki NAKAGAMI	JPN	LCR Honda IDEMITSU	HONDA	2'04.499	14 20	0.131 0.131
3	43 Jack MILLER	AUS	Ducati Lenovo Team	DUCATI	2'04.631	3 20	0.263 0.132
4	20 Fabio QUARTARARO	FRA	Monster Energy Yamaha MotoGP	YAMAHA	2'04.761	8 20	0.393 0.130
5	89 Jorge MARTIN	SPA	Pramac Racing	DUCATI	2'04.821	7 20	0.453 0.060
6	42 Alex RINS	SPA	Team SUZUKI ECSTAR	SUZUKI	2'04.940	8 20	0.572 0.119
7	63 Francesco BAGNAIA	ITA	Ducati Lenovo Team	DUCATI	2'04.955	9 20	0.587 0.015
8	44 Po ESPARGARO	SPA	Repsol Honda Team	HONDA	2'04.957	6 20	0.589 0.002
9	88 Miguel OLIVEIRA	POR	Red Bull KTM Factory Racing	KTM	2'05.012	7 20	0.644 0.055
10	5 Johann ZARCO	FRA	Pramac Racing	DUCATI	2'05.060	3 5	0.692 0.048
11	33 Brad BINDER	RSA	Red Bull KTM Factory Racing	KTM	2'05.070	5 20	0.702 0.010
12	23 Enea BASTIANINI	ITA	Avintia Esponsorama	DUCATI	2'05.093	6 20	0.725 0.023
13	36 Joan MIR	SPA	Team SUZUKI ECSTAR	SUZUKI	2'05.103	4 20	0.735 0.010
14	4 Andrea DOVIZIOSO	ITA	Petronas Yamaha SRT	YAMAHA	2'05.386	4 20	1.018 0.283
15	27 Iker LECUONA	SPA	Tech 3 KTM Factory Racing	KTM	2'05.460	4 20	1.092 0.074
16	73 Alex MARQUEZ	SPA	LCR Honda CASTROL	HONDA	2'05.519	10 20	1.151 0.059
17	10 Luca MARINI	ITA	SKY VR46 Avintia	DUCATI	2'05.627	3 20	1.259 0.108
18	41 Aleix ESPARGARO	SPA	Aprilia Racing Team Gresini	APRILIA	2'05.691	5 8	1.323 0.064
19	21 Franco MORBIDELLI	ITA	Monster Energy Yamaha MotoGP	YAMAHA	2'05.854	3 20	1.486 0.163
20	46 Valentino ROSSI	ITA	Petronas Yamaha SRT	YAMAHA	2'05.914	20 20	1.546 0.060
21	9 Danilo PETRUCCI	ITA	Tech 3 KTM Factory Racing	KTM	2'06.157	5 20	1.789 0.243

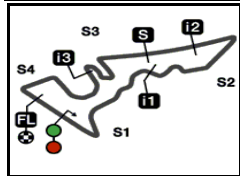
These data/results cannot be reproduced, stored and/or transmitted in whole or in part by any manner of electronic, mechanical, photocopying, recording, broadcasting or otherwise now known or herein after developed without the previous express consent by the copyright owner, except for reproduction in daily press and regular printed publications on sale to the public within 60 days of the event related to those data/results and always provided that copyright symbol appears together as follows below.

© DORNA, 2021

Official MotoGP Timing by TISSOT
www.motogp.com

Austin, Sunday, October 03, 2021





5513 m.

RED BULL GRAND PRIX OF THE AMERICAS

After the Race

Event Best Maximum Speed

33



Rider	Nation Team	Motorcycle	Km/h	
43 Jack MILLER	AUS Ducati Lenovo Team	DUCATI	352.9	Race
5 Johann ZARCO	FRA Pramac Racing	DUCATI	351.7	Warm Up
23 Enea BASTIANINI	ITA Avintia Esponsorama	DUCATI	350.6	Race
33 Brad BINDER	RSA Red Bull KTM Factory Racing	KTM	350.6	Race
41 Aleix ESPARGARO	SPA Aprilia Racing Team Gresini	APRILIA	350.6	Race
89 Jorge MARTIN	SPA Pramac Racing	DUCATI	348.3	Race
73 Alex MARQUEZ	SPA LCR Honda CASTROL	HONDA	348.3	Race
27 Iker LECUONA	SPA Tech 3 KTM Factory Racing	KTM	348.3	Race
88 Miguel OLIVEIRA	POR Red Bull KTM Factory Racing	KTM	348.3	Race
44 Pol ESPARGARO	SPA Repsol Honda Team	HONDA	347.2	Race
30 Takaaki NAKAGAMI	JPN LCR Honda IDEMITSU	HONDA	347.2	Race
63 Francesco BAGNAIA	ITA Ducati Lenovo Team	DUCATI	347.2	Race
36 Joan MIR	SPA Team SUZUKI ECSTAR	SUZUKI	346.1	Race
10 Luca MARINI	ITA SKY VR46 Avintia	DUCATI	346.1	Race
93 Marc MARQUEZ	SPA Repsol Honda Team	HONDA	345.0	Free Practice Nr. 3
4 Andrea DOVIZIOSO	ITA Petronas Yamaha SRT	YAMAHA	343.9	Race
42 Alex RINS	SPA Team SUZUKI ECSTAR	SUZUKI	342.8	Race
46 Valentino ROSSI	ITA Petronas Yamaha SRT	YAMAHA	342.8	Race
9 Danilo PETRUCCI	ITA Tech 3 KTM Factory Racing	KTM	341.7	Race
20 Fabio QUARTARARO	FRA Monster Energy Yamaha MotoGP	YAMAHA	341.7	Qualifying Nr. 2
21 Franco MORBIDELLI	ITA Monster Energy Yamaha MotoGP	YAMAHA	339.6	Race

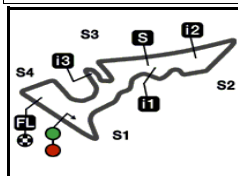
These data/results cannot be reproduced, stored and/or transmitted in whole or in part by any manner of electronic, mechanical, photocopying, recording, broadcasting or otherwise now known or herein after developed without the previous express consent by the copyright owner, except for reproduction in daily press and regular printed publications on sale to the public within 60 days of the event related to those data/results and always provided that copyright symbol appears together as follows below.

© DORNA, 2021

Official MotoGP Timing by TISSOT
www.motogp.com

Austin, Sunday, October 03, 2021





5513 m.

RED BULL GRAND PRIX OF THE AMERICAS

Race

Chronological Analysis of Performances

34

* Lap / Sector time cancelled

T1 Time from finish line to 1st intermediate

T3 Time from 2nd intermed. to 3rd intermed.

P Crossing the finish line in pit lane

T2 Time from 1st intermed. to 2nd intermed.

T4 Time from 3rd intermediate to finish line

**Tyre data subject to further updates

Lap	Lap Time	T1	T2	T3	T4	Speed	Lap	Lap Time	T1	T2	T3	T4	Speed	
1st	93	Marc MARQUEZ				HONDA	SPA	15	2'04.986	35.317	30.535	30.548	28.586	336.4
		Repsol Honda Team						16	2'05.210	35.397	30.534	30.684	28.595	335.4
							17	2'05.378	35.426	30.633	30.659	28.660	335.4	
							18	2'05.640	35.494	30.714	30.830	28.602	335.4	
							19	2'05.895	35.540	30.716	30.847	28.792	335.4	
							20	2'07.229	35.788	30.784	31.084	29.573	335.4	

Run #	1	Front Tyre	Slick-Hard	Rear Tyre	Slick-Soft	
			New Tyre		New Tyre	
1	2'05.867	36.179	30.527	30.605	28.556	334.3
2	2'04.952	35.343	30.426	30.551	28.632	335.4
3	2'05.147	35.419	30.555	30.636	28.537	337.5
4	2'05.384	35.589	30.480	30.736	28.579	338.5
5	2'04.940	35.419	30.427	30.531	28.563	336.4
6	2'04.629	35.340	30.254	30.458	28.577	336.4
7	2'04.368	35.166	30.283	30.413	28.506	336.4
8	2'04.557	35.334	30.318	30.403	28.502	336.4
9	2'04.469	35.299	30.309	30.318	28.543	336.4
10	2'04.606	35.246	30.322	30.441	28.597	336.4
11	2'04.534	35.304	30.247	30.403	28.580	336.4
12	2'04.731	35.329	30.363	30.452	28.587	337.5
13	2'04.977	35.433	30.470	30.425	28.649	338.5
14	2'04.815	35.449	30.362	30.394	28.610	338.5
15	2'04.730	35.341	30.344	30.399	28.646	338.5
16	2'05.160	35.489	30.431	30.579	28.661	338.5
17	2'05.091	35.424	30.510	30.557	28.600	337.5
18	2'05.744	35.590	30.638	30.835	28.681	337.5
19	2'05.751 *	35.551	30.584 *	30.745	28.871	337.5
20	2'06.983	35.868	30.677	31.046	29.392	337.5

2nd **20** **Fabio QUARTARARO** YAMAHA FRA
Monster Energy Yamaha MotoGP

Run #	1	Front Tyre	Slick-Hard	Rear Tyre	Slick-Soft	
			New Tyre		New Tyre	
1	2'06.147	36.451	30.679	30.597	28.420	337.5
2	2'04.946	35.344	30.502	30.572	28.528	337.5
3	2'05.255	35.430	30.740	30.612	28.473	338.5
4	2'05.238	35.454	30.521	30.682	28.581	338.5
5	2'05.159	35.356	30.639	30.636	28.528	335.4
6	2'05.126	35.551	30.567	30.585	28.423	335.4
7	2'04.988	35.260	30.614	30.552	28.562	336.4
8	2'04.761	35.253	30.468	30.548	28.492	335.4
9	2'04.994	35.259	30.547	30.701	28.487	335.4
10	2'05.130	35.268	30.691	30.603	28.568	336.4
11	2'05.110	35.359	30.573	30.681	28.497	334.3
12	2'04.993	35.283	30.591	30.650	28.469	336.4
13	2'04.989	35.259	30.545	30.626	28.559	336.4
14	2'04.940	35.278	30.529	30.599	28.534	336.4

3rd **63** **Francesco BAGNAIA** DUCATI ITA
Ducati Lenovo Team

Run #	1	Front Tyre	Slick-Hard	Rear Tyre	Slick-Soft	
			New Tyre		New Tyre	
1	2'06.834	36.642	30.866	30.812	28.514	343.9
2	2'05.616	35.420	30.948	30.750	28.498	346.1
3	2'05.195	35.344	30.583	30.788	28.480	346.1
4	2'04.998	35.258	30.457	30.767	28.516	346.1
5	2'05.153	35.390	30.523	30.731	28.509	347.2
6	2'06.123	35.657	30.748	31.026	28.692	347.2
7	2'05.435	35.417	30.628	30.815	28.575	345.0
8	2'05.025	35.382	30.473	30.711	28.459	343.9
9	2'04.955	35.207	30.471	30.689	28.588	345.0
10	2'05.288	35.464	30.649	30.611	28.564	342.8
11	2'05.157	35.327	30.534	30.705	28.591	343.9
12	2'05.019	35.161	30.489	30.741	28.628	342.8
13	2'05.438	35.411	30.707	30.689	28.631	341.7
14	2'05.163	35.360	30.485	30.719	28.599	342.8
15	2'05.216	35.133	30.585	30.911	28.587	343.9
16	2'05.318	35.291	30.673	30.775	28.579	340.6
17	2'05.596	35.340	30.593	31.008	28.655	346.1
18	2'05.711	35.480	30.745	30.869	28.617	347.2
19	2'06.227	35.756	30.693	31.063	28.715	340.6
20	2'06.515	35.718	30.732	31.031	29.034	339.6

4th **42** **Alex RINS** SUZUKI SPA
Team SUZUKI ECSTAR

Run #	1	Front Tyre	Slick-Hard	Rear Tyre	Slick-Soft	
			New Tyre		New Tyre	
1	2'06.526	36.646	30.723	30.638	28.519	338.5
2	2'05.129	35.248	30.507	30.917	28.457	340.6
3	2'05.039	35.166	30.681	30.744	28.448	341.7
4	2'05.484	35.528	30.560	30.930	28.466	339.6
5	2'04.969	35.289	30.653	30.661	28.366	340.6
6	2'06.044 *	35.548	30.825 *	31.029	28.642	337.5
7	2'05.404	35.453	30.658	30.732	28.561	339.6
8	2'04.940	35.246	30.471	30.716	28.507	339.6

Fastest Lap: Marc MARQUEZ Repsol Honda Team SPA **2'04.368** 35.166 30.283 30.413 28.506

These data/results cannot be reproduced, stored and/or transmitted in whole or in part by any manner of electronic, mechanical, photocopying, recording, broadcasting or otherwise now known or herein after developed without the previous express consent by the copyright owner, except for reproduction in daily press and regular printed publications on sale to the public within 60 days of the event related to those data/results and always provided that copyright symbol appears together as follows below.
© DORNA, 2021



Race

MotoGP

Lap	Lap Time	T1	T2	T3	T4	Speed	Lap	Lap Time	T1	T2	T3	T4	Speed
9	2'05.606	35.486	30.666	30.845	28.609	337.5	13	2'05.607	35.647	30.738	30.614	28.608	345.0
10	2'05.823	35.473	30.763	30.995	28.592	338.5	14	2'05.595	35.467	30.808	30.747	28.573	346.1
11	2'05.356	35.378	30.708	30.713	28.557	340.6	15	2'05.298	35.296	30.652	30.749	28.601	347.2
12	2'05.186	35.225	30.687	30.716	28.558	340.6	16	2'05.653	35.405	30.755	30.805	28.688	347.2
13	2'05.867	35.298	30.898	30.981	28.690	341.7	17	2'05.359	35.443	30.674	30.583	28.659	345.0
14	2'05.754	35.451	30.683	30.944	28.676	342.8	18	2'05.678	35.444	30.814	30.819	28.601	348.3
15	2'05.989	35.447	30.961	30.923	28.658	342.8	19	2'05.455	35.369	30.702	30.793	28.591	350.6
16	2'05.623	35.271	30.742	30.891	28.719	333.3	20	2'06.576	35.821	30.739	31.050	28.966	345.0
17	2'06.255	35.563	30.937	30.951	28.804	335.4							
18	2'05.703	35.595	30.672	30.755	28.681	336.4							
19	2'05.904	35.468	30.895	30.895	28.646	336.4							
20	2'05.932	35.560	30.779	30.928	28.665	336.4							

7th **36** **Joan MIR** SUZUKI SPA
Team SUZUKI ECSTAR

5th **89** **Jorge MARTIN** DUCATI SPA
Pramac Racing

Run #	1	Front Tyre	Slick-Hard	Rear Tyre	Slick-Soft
		New Tyre	New Tyre		
1	2'06.959	36.908	30.726	30.864	28.461 348.3
2	2'04.859	35.479	30.290	30.658	28.432 343.9
3	2'04.976	35.337	30.525	30.747	28.367 346.1
4	2'05.111	35.643	30.378	30.636	28.454 345.0
5	2'04.932	35.480	30.387	30.634	28.431 345.0
6	2'05.501	35.720	30.492	30.720	28.569 340.6
7	2'04.821	35.219	30.533	30.592	28.477 341.7
8	2'05.053	35.374	30.436	30.758	28.485 337.5
9	2'05.418	35.559	30.589	30.821	28.449 338.5
10	2'05.209	35.373	30.659	30.677	28.500 340.6
11	2'05.347	35.415	30.680	30.840	28.412 339.6
12	2'05.053	35.384	30.559	30.614	28.496 339.6
13	2'05.044	35.388	30.361	30.672	28.623 342.8
14	2'05.065	35.365	30.492	30.703	28.505 340.6
15	2'05.369	35.500	30.644	30.657	28.568 340.6
16	2'05.850	35.658	30.793	30.780	28.619 338.5
17	2'06.684 *	36.064*	30.948	31.052	28.620 338.5
18	2'06.263	35.640	30.674	31.290	28.659 338.5
19	2'06.122	35.791	30.643	30.996	28.692 341.7
20	2'09.551	35.984	30.915	33.776	28.876 340.6

Run #	1	Front Tyre	Slick-Hard	Rear Tyre	Slick-Soft
		New Tyre	New Tyre		
1	2'07.412	37.007	31.205	30.787	28.413 346.1
2	2'05.415	35.455	30.644	30.873	28.443 343.9
3	2'05.387	35.304	30.589	31.064	28.430 340.6
4	2'05.103	35.328	30.476	30.901	28.398 343.9
5	2'05.158	35.327	30.599	30.762	28.470 340.6
6	2'06.109	35.417	30.650	31.502	28.540 342.8
7	2'05.459	35.463	30.698	30.858	28.440 340.6
8	2'05.483	35.506	30.658	30.816	28.503 337.5
9	2'05.421	35.558	30.578	30.779	28.506 340.6
10	2'05.326	35.389	30.664	30.725	28.548 338.5
11	2'05.466	35.440	30.540	30.826	28.660 338.5
12	2'05.350	35.492	30.552	30.784	28.522 338.5
13	2'05.378	35.409	30.594	30.739	28.636 338.5
14	2'05.615	35.599	30.607	30.826	28.583 340.6
15	2'05.891	35.652	30.743	30.846	28.650 339.6
16	2'06.217	35.827	30.682	31.032	28.676 337.5
17	2'06.013	35.579	30.796	30.994	28.644 337.5
18	2'05.872	35.473	30.838	31.032	28.529 339.6
19	2'05.862	35.605	30.677	30.856	28.724 340.6
20	2'06.904	35.622	30.804	31.529	28.949 338.5

8th **43** **Jack MILLER** DUCATI AUS
Ducati Lenovo Team

6th **23** **Enea BASTIANINI** DUCATI ITA
Avintia Esponsorama

Run #	1	Front Tyre	Slick-Hard	Rear Tyre	Slick-Soft
		New Tyre	New Tyre		
1	2'09.566	38.499	31.348	31.132	28.587 347.2
2	2'05.603	35.729	30.607	30.714	28.553 348.3
3	2'05.722	35.671	30.695	30.815	28.541 347.2
4	2'05.190	35.505	30.591	30.600	28.494 346.1
5	2'05.230	35.575	30.595	30.545	28.515 343.9
6	2'05.093	35.357	30.654	30.576	28.506 345.0
7	2'05.421	35.171	30.895	30.845	28.510 347.2
8	2'05.449	35.450	30.838	30.603	28.558 343.9
9	2'05.917	35.476	30.588	30.998	28.855 345.0
10	2'05.297	35.459	30.653	30.621	28.564 343.9
11	2'05.489	35.566	30.606	30.756	28.561 345.0
12	2'05.506	35.436	30.688	30.707	28.675 345.0

Run #	1	Front Tyre	Slick-Hard	Rear Tyre	Slick-Hard
		New Tyre	New Tyre		
1	2'07.965	37.813	30.778	30.842	28.532 351.7
2	2'05.363	35.627	30.343	30.972	28.421 351.7
3	2'04.631	35.340	30.364	30.500	28.427 352.9
4	2'04.927	35.289	30.416	30.744	28.478 349.5
5	2'05.098	35.427	30.463	30.730	28.478 352.9
6	2'04.975	35.335	30.456	30.553	28.631 349.5
7	2'04.868	35.419	30.342	30.536	28.571 347.2
8	2'05.088	35.373	30.363	30.729	28.623 345.0
9	2'05.163	35.315	30.483	30.794	28.571 346.1
10	2'05.352 *	35.435	30.580*	30.701	28.636 348.3
11	2'05.468	35.497	30.631	30.644	28.696 347.2
12	2'05.640	35.472	30.821	30.747	28.600 346.1
13	2'06.319	35.584	31.193	30.815	28.727 348.3
14	2'05.895	35.483	30.717	30.804	28.891 347.2
15	2'06.801	35.663	31.041	31.128	28.969 345.0
16	2'06.304	35.759	30.742	30.944	28.859 347.2

Fastest Lap: Marc MARQUEZ Repsol Honda Team SPA **2'04.368** 35.166 30.283 30.413 28.506

These data/results cannot be reproduced, stored and/or transmitted in whole or in part by any manner of electronic, mechanical, photocopying, recording, broadcasting or otherwise now known or herein after developed without the previous express consent by the copyright owner, except for reproduction in daily press and regular printed publications on sale to the public within 60 days of the event related to those data/results and always provided that copyright symbol appears together as follows below.
© DORNA, 2021



Race

MotoGP

Lap	Lap Time	T1	T2	T3	T4	Speed
17	2'05.926	35.535	30.695	30.807	28.889	345.0
18	2'05.921	35.629	30.753	30.870	28.669	345.0
19	2'05.987	35.677	30.696	30.835	28.779	345.0
20	2'08.466	35.876	30.850	31.997	29.743	345.0

Lap	Lap Time	T1	T2	T3	T4	Speed
11th	88	Miguel OLIVEIRA			KTM	POR
Red Bull KTM Factory Racing						

Run #	1	Front Tyre	Slick-Hard	Rear Tyre	Slick-Medium	Speed
9th	33	Brad BINDER			KTM	RSA
Red Bull KTM Factory Racing						

Run #	1	Front Tyre	Slick-Hard	Rear Tyre	Slick-Soft	Speed
New Tyre						
1	2'10.211	38.592	31.585	31.371	28.663	331.2
2	2'05.483	35.415	30.835	30.687	28.546	343.9
3	2'05.795	35.514	30.624	31.005	28.652	345.0
4	2'05.550	35.499	30.547	30.904	28.600	347.2
5	2'05.601	35.660	30.576	30.860	28.505	348.3
6	2'05.621	35.506	30.620	30.927	28.568	340.6
7	2'05.012	35.425	30.314	30.763	28.510	340.6
8	2'05.759	35.496	30.678	30.931	28.654	343.9
9	2'05.664	35.592	30.623	30.837	28.612	342.8
10	2'05.637	35.505	30.538	30.955	28.639	342.8
11	2'05.777	35.709	30.565	31.001	28.502	341.7
12	2'05.355	35.406	30.565	30.862	28.522	343.9
13	2'05.962	35.612	30.819	30.900	28.631	342.8
14	2'05.707	35.483	30.645	30.862	28.717	343.9
15	2'06.935	35.413	30.584	32.116	28.822	342.8
16	2'06.739	35.749	30.880	31.228	28.882	340.6
17	2'06.902	35.944	30.940	31.093	28.925	339.6
18	2'07.118	35.960	30.889	31.315	28.954	339.6
19	2'06.660	35.910	30.667	31.159	28.924	339.6
20	2'07.002	35.850	30.956	31.200	28.996	339.6

Run #	1	Front Tyre	Slick-Hard	Rear Tyre	Slick-Medium	Speed
New Tyre						
1	2'07.806	37.396	30.946	30.908	28.556	347.2
2	2'05.227	35.548	30.298	31.045	28.336	343.9
3	2'05.357	35.369	30.499	31.119	28.370	348.3
4	2'05.339	35.479	30.388	30.942	28.530	350.6
5	2'05.070	35.261	30.489	30.893	28.427	348.3
6	2'05.536	35.412	30.494	31.113	28.517	348.3
7	2'05.330	35.433	30.594	30.813	28.490	346.1
8	2'05.445	35.344	30.660	30.971	28.470	345.0
9	2'06.179	35.440	31.078	31.151	28.510	342.8
10	2'05.471	35.353	30.593	30.994	28.531	346.1
11	2'05.393	35.367	30.661	30.841	28.524	345.0
12	2'06.074	35.562	30.608	31.292	28.612	343.9
13	2'06.012	35.388	30.558	31.320	28.746	342.8
14	2'05.677	35.434	30.764	30.927	28.552	343.9
15	2'05.710	35.562	30.698	30.892	28.558	341.7
16	2'06.384	35.519	30.668	31.546	28.651	341.7
17	2'06.073	35.585	30.689	31.158	28.641	342.8
18	2'05.731	35.421	30.649	31.081	28.580	343.9
19	2'06.353	35.721	30.817	31.004	28.811	341.7
20	2'07.100	35.832	30.893	31.359	29.016	340.6

Run #	1	Front Tyre	Slick-Hard	Rear Tyre	Slick-Soft	Speed
12th	73	Alex MARQUEZ			HONDA	SPA
LCR Honda CASTROL						

Run #	1	Front Tyre	Slick-Hard	Rear Tyre	Slick-Soft	Speed
10th	44	Po ESPARGARO			HONDA	SPA
Repsol Honda Team						

Run #	1	Front Tyre	Slick-Hard	Rear Tyre	Slick-Soft	Speed
New Tyre						
1	2'09.270	38.177	31.339	31.087	28.667	342.8
2	2'05.767	35.759	30.561	30.788	28.659	346.1
3	2'06.186	35.577	30.793	31.146	28.670	343.9
4	2'05.623	35.466	30.595	30.837	28.725	348.3
5	2'05.714	35.646	30.586	30.796	28.686	345.0
6	2'06.399	35.760	30.767	31.028	28.844	345.0
7	2'05.834	35.563	30.769	30.785	28.717	345.0
8	2'08.858	35.442	30.605	33.699	29.112	345.0
9	2'06.094	35.626	30.685	31.033	28.750	342.8
10	2'05.519	35.482	30.462	30.847	28.728	342.8
11	2'05.842	35.427	30.772	30.823	28.820	343.9
12	2'06.095	35.608	30.812	30.913	28.762	343.9
13	2'05.979	35.519	30.788	30.825	28.847	345.0
14	2'06.149	35.687	30.754	30.849	28.859	342.8
15	2'06.095	35.448	30.713	31.012	28.922	341.7
16	2'06.231	35.664	30.825	30.886	28.856	340.6
17	2'06.105	35.476	30.654	31.011	28.964	340.6
18	2'05.906	35.593	30.611	30.940	28.762	341.7
19	2'06.442	35.818	30.699	31.029	28.896	341.7
20	2'06.070	35.527	30.667	30.967	28.909	342.8

Run #	1	Front Tyre	Slick-Hard	Rear Tyre	Slick-Soft	Speed
New Tyre						
1	2'08.943	37.979	31.229	31.168	28.567	342.8
2	2'05.070	35.358	30.443	30.703	28.566	346.1
3	2'05.468	35.442	30.655	30.842	28.529	347.2
4	2'05.448	35.745	30.560	30.669	28.474	345.0
5	2'05.263	35.482	30.656	30.691	28.434	343.9
6	2'04.957	35.317	30.454	30.704	28.482	343.9
7	2'06.473 *	36.157 *	30.918	30.910	28.488	342.8
8	2'06.173	35.979	30.879	30.741	28.574	345.0
9	2'05.816	35.582	30.670	31.068	28.496	343.9
10	2'05.693	35.703	30.641	30.878	28.471	345.0
11	2'05.363	35.627	30.685	30.730	28.321	343.9
12	2'05.761	35.658	30.761	30.813	28.529	343.9
13	2'06.117	35.917	30.756	30.898	28.546	342.8
14	2'05.523	35.574	30.555	30.786	28.608	343.9
15	2'05.548	35.577	30.476	30.928	28.567	342.8
16	2'06.593	35.816	30.796	31.168	28.813	341.7
17	2'06.817	36.052	30.955	31.055	28.755	340.6
18	2'06.432	35.962	30.857	30.884	28.729	339.6
19	2'07.070	36.295	30.761	31.106	28.908	339.6
20	2'07.172	36.213	30.936	31.144	28.879	337.5

Fastest Lap:	Marc MARQUEZ	Repsol Honda Team	SPA	2'04.368	35.166	30.283	30.413	28.506
---------------------	--------------	-------------------	-----	----------	--------	--------	--------	--------

These data/results cannot be reproduced, stored and/or transmitted in whole or in part by any manner of electronic, mechanical, photocopying, recording, broadcasting or otherwise now known or herein after developed without the previous express consent by the copyright owner, except for reproduction in daily press and regular printed publications on sale to the public within 60 days of the event related to those data/results and always provided that copyright symbol appears together as follows below.
© DORNA, 2021



Race

MotoGP

Lap	Lap Time	T1	T2	T3	T4	Speed	Lap	Lap Time	T1	T2	T3	T4	Speed	
13th	4	Andrea DOVIZIOSO				YAMAHA	ITA	Run # 1	<i>Front Tyre</i>	<i>Slick-Hard</i>	<i>Rear Tyre</i>	<i>Slick-Medium</i>		
		Petronas Yamaha SRT							New Tyre	New Tyre				
		<i>Run # 1</i>	<i>Front Tyre</i>	<i>Slick-Hard</i>	<i>Rear Tyre</i>	<i>Slick-Soft</i>								
			New Tyre	New Tyre										
1	2'10.433	38.681	31.488	31.573	28.691	339.6	1	2'11.610	39.408	31.513	31.844	28.845	337.5	
2	2'06.109	35.841	30.710	30.914	28.644	340.6	2	2'06.683	36.047	30.905	31.083	28.648	341.7	
3	2'06.011	35.645	30.690	31.030	28.646	341.7	3	2'06.114	35.549	30.754	31.089	28.722	341.7	
4	2'05.386	35.441	30.575	30.795	28.575	343.9	4	2'06.245	35.587	30.866	31.032	28.760	342.8	
5	2'05.713	35.445	30.614	31.014	28.640	337.5	5	2'06.238	35.572	30.828	31.136	28.702	339.6	
6	2'05.871	35.568	30.595	31.089	28.619	337.5	6	2'06.076	35.586	30.811	31.077	28.602	335.4	
7	2'07.085	35.441	30.757	32.069	28.818	337.5	7	2'06.335	35.582	30.902	31.234	28.617	336.4	
8	2'05.990	35.507	30.668	31.074	28.741	335.4	8	2'05.978	35.415	30.743	31.034	28.786	337.5	
9	2'05.849	35.603	30.757	30.863	28.626	333.3	9	2'06.480	35.642	30.826	31.260	28.752	339.6	
10	2'06.197	35.435	30.659	31.149	28.954	333.3	10	2'06.234	35.613	30.873	31.096	28.652	339.6	
11	2'06.081	35.581	30.831	30.866	28.803	332.3	11	2'06.371	35.660	30.724	31.267	28.720	337.5	
12	2'06.159	35.751	30.779	30.900	28.729	334.3	12	2'06.115	35.593	30.885	30.992	28.645	337.5	
13	2'06.655	35.675	30.790	31.267	28.923	333.3	13	2'06.225	35.587	30.881	30.982	28.775	338.5	
14	2'06.176	35.685	30.807	30.918	28.766	337.5	14	2'06.166	35.656	30.823	30.922	28.765	337.5	
15	2'06.145	35.585	30.711	30.905	28.944	337.5	15	2'06.085	35.519	30.712	31.069	28.785	337.5	
16	2'06.264	35.644	30.820	30.994	28.806	332.3	16	2'06.377	35.704	30.896	31.083	28.694	336.4	
17	2'06.095	35.615	30.833	30.821	28.826	335.4	17	2'06.080	35.461	30.834	30.985	28.800	335.4	
18	2'06.057	35.490	30.755	31.043	28.769	336.4	18	2'05.998	35.438	30.837	30.955	28.768	338.5	
19	2'06.172	35.625	30.823	30.869	28.855	336.4	19	2'06.166	35.608	30.788	31.091	28.679	336.4	
20	2'06.294	35.541	30.704	31.028	29.021	336.4	20	2'05.914	35.450	30.693	30.973	28.798	339.6	

14th **10** **Luca MARINI** DUCATI ITA
SKY VR46 Avintia

Run # 1	Front Tyre	Slick-Hard	Rear Tyre	Slick-Soft
	New Tyre	New Tyre		
1	2'09.786	38.196	31.441	31.570
2	2'06.304	35.685	31.004	30.901
3	2'05.627	35.497	30.658	30.872
4	2'05.728	35.493	30.713	30.933
5	2'05.958	35.630	30.727	30.995
6	2'06.570	36.153	30.824	31.016
7	2'06.878	35.493	31.225	31.242
8	2'06.903	35.580	30.862	31.359
9	2'06.349	35.617	31.044	30.899
10	2'06.134	35.667	30.715	30.933
11	2'06.264	35.682	30.873	30.973
12	2'06.195	35.617	30.839	31.037
13	2'06.215	35.740	30.869	30.920
14	2'05.997	35.598	30.808	30.870
15	2'05.913	35.565	30.805	30.844
16	2'06.282	35.616	30.870	30.970
17	2'06.241	35.704	30.896	30.934
18	2'05.909	35.556	30.858	30.927
19	2'06.473	35.747	31.147	30.877
20	2'06.562	35.613	30.958	30.914

15th **46** **Valentino ROSSI** YAMAHA ITA
Petronas Yamaha SRT

Run # 1	Front Tyre	Slick-Hard	Rear Tyre	Slick-Soft
	New Tyre	New Tyre		
1	2'07.184	37.137	30.977	30.665
2	2'37.929	35.406	30.649	30.165

16th **27** **Iker LECUONA** KTM SPA
Tech 3 KTM Factory Racing

Run # 1	Front Tyre	Slick-Hard	Rear Tyre	Slick-Soft
	New Tyre	New Tyre		
1	2'10.827	39.182	31.465	31.610
2	2'06.865	36.628	30.775	30.848
3	2'05.666	35.625	30.744	30.902
4	2'05.460	35.441	30.563	30.867
5	2'06.083	35.745	30.585	31.079
6	2'06.067	35.651	30.674	31.101
7	2'06.436	35.786	30.892	31.011
8	2'06.698	35.791	30.727	31.229
9	2'07.130	35.832	31.012	31.609
10	2'05.835	35.662	30.792	30.778
11	2'09.699	35.710	30.711	33.955
12	2'06.895	35.953	31.020	31.115
13	2'06.172	35.787	30.717	30.879
14	2'05.812	35.590	30.688	30.891
15	2'05.614	35.331	30.599	31.049
16	2'05.999	35.467	30.901	30.884
17	2'06.143	35.576	30.933	30.891
18	2'05.702	35.492	30.846	30.823
19	2'05.549	35.439	30.617	30.889
20	2'07.772	35.354	30.774	31.974

17th **30** **Takaaki NAKAGAMI** HONDA JPN
LCR Honda IDEMITSU

Run # 1	Front Tyre	Slick-Hard	Rear Tyre	Slick-Soft
	New Tyre	New Tyre		
1	2'07.184	37.137	30.977	30.665
2	2'37.929	35.406	30.649	30.165

Fastest Lap: Marc MARQUEZ Repsol Honda Team SPA **2'04.368** 35.166 30.283 30.413 28.506

These data/results cannot be reproduced, stored and/or transmitted in whole or in part by any manner of electronic, mechanical, photocopying, recording, broadcasting or otherwise now known or herein after developed without the previous express consent by the copyright owner, except for reproduction in daily press and regular printed publications on sale to the public within 60 days of the event related to those data/results and always provided that copyright symbol appears together as follows below.
© DORNA, 2021



Race

MotoGP

Lap	Lap Time	T1	T2	T3	T4	Speed	Lap	Lap Time	T1	T2	T3	T4	Speed
3	2'05.657	35.362	30.652	31.045	28.598	338.5	7	2'06.388	35.491	30.819	31.105	28.973	339.6
4	2'04.994	35.474	30.531	30.469	28.520	337.5	8	2'06.846	35.702	30.884	31.151	29.109	338.5
5	2'04.923	35.517	30.472	30.520	28.414	336.4	9	2'08.038	35.770	31.079	32.001	29.188	332.3
6	2'05.109	35.298	30.562	30.760	28.489	337.5	10	2'06.883	35.953	30.844	31.262	28.824	337.5
7	2'05.159	35.459	30.633	30.661	28.406	336.4	11	2'07.827	36.233	31.162	31.447	28.985	335.4
8	2'04.659	35.350	30.430	30.533	28.346	337.5	12	2'07.776	36.299	31.331	31.300	28.846	315.7
9	2'04.734	35.333	30.405	30.564	28.432	337.5	13	2'07.414	36.077	30.875	31.539	28.923	334.3
10	2'04.568	35.279	30.350	30.487	28.452	338.5	14	2'07.731	36.125	31.145	31.519	28.942	337.5
11	2'04.639	35.303	30.314	30.533	28.489	337.5	15	2'07.726	36.029	31.468	31.456	28.773	333.3
12	2'04.510 *	35.206	30.372	30.473	28.459*	339.6	16	2'07.605	36.081	31.194	31.432	28.898	333.3
13	2'05.107	35.496	30.418	30.667	28.526	339.6	17	2'08.165	36.403	31.346	31.501	28.915	332.3
14	2'04.499	35.229	30.316	30.500	28.454	341.7	18	2'09.975	37.442	31.768	31.751	29.014	331.2
15	2'05.237	35.552	30.508	30.694	28.483	339.6	19	2'08.701	36.525	31.382	31.805	28.989	331.2
16	2'05.057	35.340	30.559	30.697	28.461	347.2	20	2'09.534	36.685	31.639	31.870	29.340	329.2
17	2'05.686	35.688	30.469	30.953	28.576	337.5							
18	2'05.737	35.533	30.846	30.883	28.475	343.9							
19	2'04.942	35.438	30.470	30.603	28.431	340.6							
20	2'06.356	35.262	30.324	32.168	28.602	340.6							

20th 41 **Aleix ESPARGARO** APRILIA SPA
Aprilia Racing Team Gresini

18th 9 **Danilo PETRUCCI** KTM ITA
Tech 3 KTM Factory Racing

Run #	1	Front Tyre	Slick-Hard	Rear Tyre	Slick-Soft
		New Tyre	New Tyre		
1	2'11.300	39.004	31.599	31.932	28.765 341.7
2	2'06.224	35.738	30.582	31.183	28.721 340.6
3	2'06.594	35.585	30.783	31.499	28.727 339.6
4	2'06.159	35.734	30.699	31.019	28.707 338.5
5	2'06.157	35.609	30.750	31.066	28.732 336.4
6	2'07.528	36.405	31.073	31.254	28.796 335.4
7	2'06.599	35.551	30.761	31.538	28.749 336.4
8	2'06.411	35.640	30.739	31.237	28.795 336.4
9	2'06.778	35.810	30.894	31.208	28.866 334.3
10	2'06.404	35.830	30.799	31.038	28.737 335.4
11	2'06.884	35.722	30.808	31.371	28.983 337.5
12	2'06.984	36.112	30.954	31.020	28.898 338.5
13	2'06.452	35.655	30.827	31.100	28.870 338.5
14	2'06.981	35.854	30.965	31.173	28.989 336.4
15	2'06.970	35.921	30.956	31.188	28.905 333.3
16	2'07.160	35.923	30.985	31.312	28.940 333.3
17	2'07.322	35.936	31.083	31.249	29.054 332.3
18	2'07.514	35.973	30.992	31.550	28.999 335.4
19	2'07.934	35.872	31.110	31.670	29.282 332.3
20	2'09.319	36.462	31.657	31.681	29.519 330.2

Run #	1	Front Tyre	Slick-Hard	Rear Tyre	Slick-Soft
		New Tyre	New Tyre		
1	2'10.636	38.800	31.615	31.550	28.671 340.6
2	2'06.270	36.011	30.553	31.029	28.677 346.1
3	2'06.044	35.576	30.696	31.167	28.605 341.7
4	2'05.693	35.420	30.689	30.914	28.670 348.3
5	2'05.691	35.533	30.730	30.899	28.529 350.6
6	2'05.955	35.539	30.728	31.101	28.587 346.1
7	2'06.065	35.355	30.943	30.988	28.779 341.7
8	2'06.118	35.517	30.691	31.132	28.778 341.7
	unfinished	35.963	30.884		345.0

21st 5 **Johann ZARCO** DUCATI FRA
Pramac Racing

Run #	1	Front Tyre	Slick-Hard	Rear Tyre	Slick-Soft
		New Tyre	New Tyre		
1	2'08.354	37.672	31.493	30.727	28.462 346.1
2	2'05.302	35.421	30.415	30.965	28.501 350.6
3	2'05.060	35.282	30.501	30.853	28.424 346.1
4	2'05.384	35.422	30.570	30.827	28.565 349.5
5	2'54.701 P	1'10.466	33.392	33.470	37.373 328.2

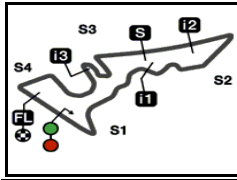
19th 21 **Franco MORBIDELLI** YAMAHA ITA
Monster Energy Yamaha MotoGP

Run #	1	Front Tyre	Slick-Hard	Rear Tyre	Slick-Soft
		New Tyre	New Tyre		
1	2'10.103	38.372	31.568	31.439	28.724 331.2
2	2'06.270	35.956	30.729	30.904	28.681 339.6
3	2'05.854	35.684	30.601	30.946	28.623 318.5
4	2'06.005	35.601	30.626	31.149	28.629 326.2
5	2'06.425	35.734	30.801	31.248	28.642 336.4
6	2'06.023	35.688	30.718	31.016	28.601 337.5

Fastest Lap: Marc MARQUEZ Repsol Honda Team SPA **2'04.368** 35.166 30.283 30.413 28.506

These data/results cannot be reproduced, stored and/or transmitted in whole or in part by any manner of electronic, mechanical, photocopying, recording, broadcasting or otherwise now known or herein after developed without the previous express consent by the copyright owner, except for reproduction in daily press and regular printed publications on sale to the public within 60 days of the event related to those data/results and always provided that copyright symbol appears together as follows below.
© DORNA, 2021





5513 m.

RED BULL GRAND PRIX OF THE AMERICAS

Race

Analysis by Lap

35

Num Lap Time Gap

Num	Lap	Time	Gap	Num	Lap	Time	Gap	Num	Lap	Time	Gap
Lap 1											
93	2'05.867			88	2'05.795	5.523		43	2'04.975	2.040	
20	2'06.147	0.280		10	2'05.627	5.751		42	2'06.044	2.272	
42	2'06.526	0.659		21	2'05.854	6.261		63	2'06.123	3.000	
63	2'06.834	0.967		4	2'06.011	6.587		33	2'05.536	3.416	
89	2'06.959	1.092		41	2'06.044	6.984		36	2'06.109	3.665	
30	2'07.184	1.317		27	2'05.666	7.392		44	2'04.957	4.230	
36	2'07.412	1.545		9	2'06.594	8.152		23	2'05.093	5.485	
33	2'07.806	1.939		46	2'06.114	8.441		88	2'05.621	7.342	
43	2'07.965	2.098		30	2'05.657	34.804		73	2'06.399	8.040	
5	2'08.354	2.487		Lap 4			4	2'05.871	8.604		
44	2'08.943	3.076		93	2'05.384			10	2'06.570	9.054	
73	2'09.270	3.403		20	2'05.238	0.236		41	2'05.955	9.370	
23	2'09.566	3.699		89	2'05.111	0.555		21	2'06.023	9.761	
10	2'09.786	3.919		42	2'05.484	0.828		27	2'06.067	10.049	
21	2'10.103	4.236		63	2'04.998	1.293		46	2'06.076	12.047	
88	2'10.211	4.344		43	2'04.927	1.536		9	2'07.528	13.043	
4	2'10.433	4.566		36	2'05.103	1.967		30	2'05.109	34.877	
41	2'10.636	4.769		33	2'05.339	2.379		Lap 7			
27	2'10.827	4.960		5	2'05.384	2.750		93	2'04.368		
9	2'11.300	5.433		44	2'05.448	3.579		20	2'04.988	1.572	
46	2'11.610	5.743		23	2'05.190	4.731		89	2'04.821	1.872	
Lap 2											
93	2'04.952			73	2'05.623	5.496		43	2'04.868	2.540	
20	2'04.946	0.274		88	2'05.550	5.689		42	2'05.404	3.308	
42	2'05.129	0.836		10	2'05.728	6.095		63	2'05.435	4.067	
89	2'04.859	0.999		4	2'05.386	6.589		33	2'05.330	4.378	
63	2'05.616	1.631		21	2'06.005	6.882		36	2'05.459	4.756	
36	2'05.415	2.008		41	2'05.693	7.293		44	2'06.473	6.335	
33	2'05.227	2.214		27	2'05.460	7.468		23	2'05.421	6.538	
43	2'05.363	2.509		9	2'06.159	8.927		88	2'05.012	7.986	
5	2'05.302	2.837		46	2'06.245	9.302		73	2'05.834	9.506	
44	2'05.070	3.194		30	2'04.994	34.414		41	2'06.065	11.067	
73	2'05.767	4.218		Lap 5			4	2'07.085	11.321		
23	2'05.603	4.350		93	2'04.940			10	2'06.878	11.564	
88	2'05.483	4.875		20	2'05.159	0.455		21	2'06.388	11.781	
10	2'06.304	5.271		89	2'04.932	0.547		27	2'06.436	12.117	
21	2'06.270	5.554		42	2'04.969	0.857		46	2'06.335	14.014	
4	2'06.109	5.723		63	2'05.153	1.506		9	2'06.599	15.274	
41	2'06.270	6.087		43	2'05.098	1.694		30	2'05.159	35.668	
9	2'06.224	6.705		36	2'05.158	2.185		Lap 8			
27	2'06.865	6.873		33	2'05.070	2.509		93	2'04.557		
46	2'06.683	7.474		44	2'05.263	3.902		20	2'04.761	1.776	
30	2'37.929	34.294		23	2'05.230	5.021		89	2'05.053	2.368	
Lap 3											
93	2'05.147			73	2'05.714	6.270		43	2'05.088	3.071	
20	2'05.255	0.382		88	2'05.601	6.350		42	2'04.940	3.691	
42	2'05.039	0.728		10	2'05.958	7.113		63	2'05.025	4.535	
89	2'04.976	0.828		4	2'05.713	7.362		33	2'05.445	5.266	
63	2'05.195	1.679		41	2'05.691	8.044		36	2'05.483	5.682	
43	2'04.631	1.993		21	2'06.425	8.367		23	2'05.449	7.430	
36	2'05.387	2.248		27	2'06.083	8.611		44	2'06.173	7.951	
33	2'05.357	2.424		9	2'06.157	10.144		88	2'05.759	9.188	
5	2'05.060	2.750		46	2'06.238	10.600		41	2'06.118	12.628	
44	2'05.468	3.515		30	2'04.923	34.397		4	2'05.990	12.754	
23	2'05.722	4.925		5	2'54.701	52.511		73	2'08.858	13.807	
73	2'06.186	5.257		Lap 6			10	2'06.903	13.910		
Lap 9											
93	2'04.469			93	2'04.629			21	2'06.846	14.070	
20	2'04.994	2.301		20	2'05.126	0.952		27	2'06.698	14.258	
89	2'05.418	3.317		89	2'05.501	1.419		46	2'05.978	15.435	
43	2'05.163	3.765		Lap 10			9	2'06.411	17.128		
42	2'05.606	4.828		93	2'04.606			20	2'04.568	35.997	
63	2'04.955	5.021		20	2'05.130	2.825		Lap 11			
36	2'05.421	6.634		89	2'05.209	3.920		93	2'04.534		
33	2'06.179	6.976		43	2'05.352	4.511		20	2'05.110	3.401	
23	2'05.917	8.878		63	2'05.288	5.703		89	2'05.347	4.733	
44	2'05.816	9.298		42	2'05.823	6.045		43	2'05.468	5.445	
88	2'05.664	10.383		36	2'05.326	7.354		63	2'05.157	6.326	
4	2'05.849	14.134		33	2'05.471	7.841		42	2'05.356	6.867	
73	2'06.094	15.432		23	2'05.297	9.569		36	2'05.466	8.286	
10	2'06.349	15.790		44	2'05.693	10.385		33	2'05.393	8.700	
27	2'07.130	16.919		88	2'05.637	11.414		23	2'05.489	10.524	
46	2'06.480	17.446		4	2'06.197	15.725		44	2'05.363	11.214	
21	2'08.038	17.639		73	2'05.519	16.345		88	2'05.777	12.657	
9	2'06.778	19.437		10	2'06.134	17.318		4	2'06.081	17.272	
30	2'04.734	36.035		27	2'05.835	18.148		73	2'05.842	17.653	
Lap 12											
93	2'04.731			46	2'06.234	19.074		10	2'06.264	19.048	
20	2'04.993	3.663		21	2'06.883	19.916		46	2'06.371	20.911	
89	2'05.053	5.055		9	2'06.404	21.235		Lap 13			
43	2'05.640	6.354		30	2'04.510	35.881		93	2'04.977		
63	2'05.019	6.614		Lap 14			20	2'04.940	3.800		
42	2'05.186	7.322		93	2'04.977			89	2'05.065	5.372	
36	2'05.350	8.905		20	2'04.989	3.675		63	2'05.044	5.122	
33	2'06.074	10.043		89	2'05.044	5.122		43	2'05.438	7.075	
23	2'05.506	11.299		63	2'05.288	5.703		42	2'05.867	8.212	
44	2'05.761	12.244		42	2'05.823	6.045		36	2'05.378	9.306	
88	2'05.355	13.281		36	2'05.326	7.354		33	2'06.012	11.078	
4	2'06.159	18.700		33	2'05.471	7.841		23	2'05.607	11.929	
73	2'06.095	19.017		23	2'05.297	9.569		44	2'06.117	13.384	
10	2'06.195	20.512		44	2'05.693	10.385		88	2'05.962	14.266	
46	2'06.115	22.295		88	2'05.637	11.414		73	2'05.979	20.019	
27	2'06.895	25.477		4	2'06.197	15.725		4	2'06.655	20.378	
9	2'06.984	25.838		73	2'05.519	16.345		10	2'06.215	21.750	
21	2'07.776	26.254		10	2'06.134	17.318		46	2'06.225	23.543	
30	2'04.510	35.881		27	2'05.835	18.148		27	2'06.172	26.672	
Lap 13											
93	2'04.977			46	2'06.234	19.074		9	2'06.452	27.313	
20	2'04.989	3.675		21	2'06.883	19.916		21	2'07.414	28.691	
89	2'05.044	5.122		9	2'06.404	21.235		30	2'05.107	36.011	
63	2'05.438	7.075		30	2'04.568	35.997		Lap 14			
43	2'06.319	7.696		Lap 11			93	2'04.815			
42	2'05.867	8.212		93	2'04.534			20	2'04.940	3.800	
36	2'05.378	9.306		20	2'05.110	3.401		89	2'05.065	5.372	
33	2'06.012	11.078		89	2'05.347	4.733		63	2'05.163	7.423	
23	2'05.607	11.929		43	2'05.468	5.445		43	2'05.895	8.776	
44	2'06.117	13.384		63	2'05.157	6.326		42	2'05.754	9.151	
88	2'05.962	14.266		42	2'05.356	6.867		36	2'05.615	10.106	
73	2'05.979	20.019		36	2'05.466	8.286		33	2'05.677	11.940	
4	2'06.655	20.378		33	2'05.393	8.700		23	2'05.595	12.709	
10	2'06.215	21.750		23	2'05.489	10.524		44	2'05.523	14.092	
46	2'06.225	23.543		44	2'05.363	11.214					

Num Lap Time Gap

4	2'06.176	21.739
10	2'05.997	22.932
46	2'06.166	24.894
27	2'05.812	27.669
9	2'06.981	29.479
21	2'07.731	31.607
30	2'04.499	35.695

Lap 15

93	2'04.730	
20	2'04.986	4.056
89	2'05.369	6.011
63	2'05.216	7.909
42	2'05.989	10.410
43	2'06.801	10.847
36	2'05.891	11.267
33	2'05.710	12.920
23	2'05.298	13.277
44	2'05.548	14.910
88	2'06.935	17.363
73	2'06.095	22.718
4	2'06.145	23.154
10	2'05.913	24.115
46	2'06.085	26.249
27	2'05.614	28.553
9	2'06.970	31.719
21	2'07.726	34.603
30	2'05.237	36.202

Lap 16

93	2'05.160	
20	2'05.210	4.106
89	2'05.850	6.701
63	2'05.318	8.067
42	2'05.623	10.873
43	2'06.304	11.991
36	2'06.217	12.324
23	2'05.653	13.770
33	2'06.384	14.144
44	2'06.593	16.343
88	2'06.739	18.942
73	2'06.231	23.789
4	2'06.264	24.258
10	2'06.282	25.237
46	2'06.377	27.466
27	2'05.999	29.392
9	2'07.160	33.719
30	2'05.057	36.099
21	2'07.605	37.048

Lap 17

93	2'05.091	
20	2'05.378	4.393
89	2'06.684	8.294
63	2'05.596	8.572
42	2'06.255	12.037
43	2'05.926	12.826
36	2'06.013	13.246
23	2'05.359	14.038
33	2'06.073	15.126
44	2'06.817	18.069
88	2'06.902	20.753
73	2'06.105	24.803
4	2'06.095	25.262
10	2'06.241	26.387
46	2'06.080	28.455
27	2'06.143	30.444
9	2'07.322	35.950
30	2'05.686	36.694
21	2'08.165	40.122

Lap 18

93	2'05.744	
20	2'05.640	4.289
63	2'05.711	8.539
89	2'06.263	8.813
42	2'05.703	11.996
43	2'05.921	13.003
36	2'05.872	13.374
23	2'05.678	13.972
33	2'05.731	15.113
44	2'06.432	18.757
88	2'07.118	22.127
73	2'05.906	24.965
4	2'06.057	25.575
10	2'05.909	26.552
46	2'05.998	28.709
27	2'05.702	30.402
30	2'05.737	36.687
9	2'07.514	37.720
21	2'09.975	44.353

Lap 19

93	2'05.751	
20	2'05.895	4.433
63	2'06.227	9.015
89	2'06.122	9.184
42	2'05.904	12.149
43	2'05.987	13.239
36	2'05.862	13.485
23	2'05.455	13.676
33	2'06.353	15.715
44	2'07.070	20.076
88	2'06.660	23.036
73	2'06.442	25.656
4	2'06.172	25.996
10	2'06.473	27.274
46	2'06.166	29.124
27	2'05.549	30.200
30	2'04.942	35.878
9	2'07.934	39.903
21	2'08.701	47.303

Lap 20

93	2'06.983	
20	2'07.229	4.679
63	2'06.515	8.547
42	2'05.932	11.098
89	2'09.551	11.752
23	2'06.576	13.269
36	2'06.904	13.406
43	2'08.466	14.722
33	2'07.100	15.832
44	2'07.172	20.265
88	2'07.002	23.055
73	2'06.070	24.743
4	2'06.294	25.307
10	2'06.562	26.853
46	2'05.914	28.055
27	2'07.772	30.989
30	2'06.356	35.251
9	2'09.319	42.239
21	2'09.534	49.854

Lapped rider

These data/results cannot be reproduced, stored and/or transmitted in whole or in part by any manner of electronic, mechanical, photocopying, recording, broadcasting or otherwise now known or herein after developed without the previous express consent by the copyright owner, except for reproduction in daily press and regular printed publications on sale to the public within 60 days of the event related to those data/results and always provided that copyright symbol appears together as follows below.

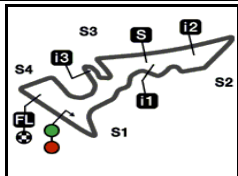
© DORNA, 2021

Official MotoGP Timing by TISSOT
www.motogp.com

Austin, Sunday, October 03, 2021

Page 2 of 2





5513 m.

RED BULL GRAND PRIX OF THE AMERICAS

MotoGP™

2021 Rookie of the Year Classification

36

Rider	Nation	Points	Leader Previous	QAT	DOH	POR	SPA	FRA	ITA	CAT	GER	NED	STY	AUT	GBR	ARA	RSM	AME	EMI	ALR	VAL
1 MARTIN Jorge	SPA	82		1	16	-	-	-	-	2	4	-	25	16	-	7	-	11			
2 BASTIANINI Enea	ITA	71	11	11	6	5	7	-	2	-	6	-	4	-	4	10	16	10			
3 MARINI Luca	ITA	30	52	41	-	-	4	1	4	-	4	1	-	2	11	1	-	2			
4 SAVADORI Lorenzo	ITA	4	78	26	-	-	2	-	-	1	1	-	-	-	-	-	-	-			

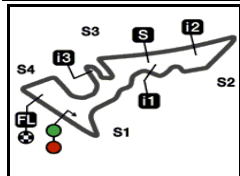
These data/results cannot be reproduced, stored and/or transmitted in whole or in part by any manner of electronic, mechanical, photocopying, recording, broadcasting or otherwise now known or herein after developed without the previous express consent by the copyright owner, except for reproduction in daily press and regular printed publications on sale to the public within 60 days of the event related to those data/results and always provided that copyright symbol appears together as follows below.

© DORNA, 2021

Official MotoGP Timing by TISSOT
www.motogp.com

Austin, Sunday, October 03, 2021





5513 m.

RED BULL GRAND PRIX OF THE AMERICAS

2021 Independent Team Classification

36

Rider	Nation	Points	Leader Previous	QAT	DOH	POR	SPA	FRA	ITA	CAT	GER	NED	STY	AUT	GBR	ARA	RSM	AME	EMI	ALR	VAL
1 ZARCO Johann	FRA	141		20	20	-	8	20	13	20	8	13	10	-	5	-	4	-			
2 ESPARGARO Aleix	SPA	104	37	37	9	6	10	10	-	9	-	9	8	-	6	16	13	8	-		
3 MARTIN Jorge	SPA	82	59	22	1	16	-	-	-	2	4	-	25	16	-	7	-	11			
4 BASTIANINI Enea	ITA	71	70	11	6	5	7	-	2	-	6	-	1	4	-	4	10	16	10		
5 NAKAGAMI Takaaki	JPN	70	71	1	-	-	6	13	9	-	3	3	7	11	3	3	6	6	-		
6 MARQUEZ Alex	SPA	54	87	16	-	-	8	-	10	2	5	-	2	7	7	8	-	1	4		
7 MORBIDELLI Franco	ITA	40	101	14	-	4	13	16	-	-	7	-	-	-	-	-	-	-	-		
8 LECUONA Iker	SPA	38	103	2	-	-	1	-	7	5	-	-	-	1	10	9	5	-	-		
9 PETRUCCI Danilo	ITA	37	104	1	-	-	3	2	11	7	-	-	3	-	4	6	1	-	-		
10 MARINI Luca	ITA	30	111	7	-	-	4	1	4	-	4	1	-	2	11	1	-	-	2		
11 ROSSI Valentino	ITA	29	112	1	4	-	-	-	5	6	-	2	-	3	8	-	-	-	1		
12 SAVADORI Lorenzo	ITA	4	137	25	-	-	2	-	-	1	1	-	-	-	-	-	-	-	-		
13 VIÑALES Maverick	SPA	3	138	1	-	-	-	-	-	-	-	-	-	-	-	-	-	3	-		
14 PIRRO Michele	ITA	3	138	0	-	-	-	-	-	3	-	-	-	-	-	-	-	-	-		
15 DOVIZIOSO Andrea	ITA	3	138	0	-	-	-	-	-	-	-	-	-	-	-	-	-	-	3		
16 RABAT Tito	SPA	1	140	2	-	-	-	-	1	-	-	-	-	-	-	-	-	-	-		

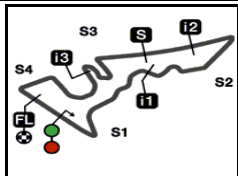
These data/results cannot be reproduced, stored and/or transmitted in whole or in part by any manner of electronic, mechanical, photocopying, recording, broadcasting or otherwise now known or herein after developed without the previous express consent by the copyright owner, except for reproduction in daily press and regular printed publications on sale to the public within 60 days of the event related to those data/results and always provided that copyright symbol appears together as follows below.

© DORNA, 2021

Official MotoGP Timing by TISSOT
www.motogp.com

Austin, Sunday, October 03, 2021





5513 m.

RED BULL GRAND PRIX OF THE AMERICAS

MotoGP™

2021 Independent Team Classification

36

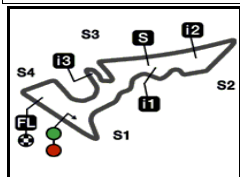
Team	Points	Leader	Previous	QAT	DOH	POR	SPA	FRA	ITA	CAT	GER	NED	STY	AUT	GBR	ARA	RSM	AME	EMI	ALR	VAL	
1 PRAMAC RACING	227			21	36	-	8	21	16	22	12	13	35	16	5	7	4	11				
2 LCR HONDA	124	103	103	-	-	14	13	19	2	8	3	9	18	10	11	6	7	4				
3 APRILIA RACING TEAM GRESINI	111	116	13	9	6	12	10	-	10	1	9	8	-	6	16	13	11	-				
4 ESPONSORAMA RACING	101	126	10	6	5	11	1	6	-	10	1	1	6	11	5	10	16	12				
5 TECH 3 KTM FACTORY RACING	75	152	26	-	-	4	2	18	12	-	-	3	1	14	15	6	-	-				
6 PETRONAS YAMAHA SRT	72	155	3	4	4	13	16	5	6	7	2	-	3	8	-	-	-	4				

These data/results cannot be reproduced, stored and/or transmitted in whole or in part by any manner of electronic, mechanical, photocopying, recording, broadcasting or otherwise now known or herein after developed without the previous express consent by the copyright owner, except for reproduction in daily press and regular printed publications on sale to the public within 60 days of the event related to those data/results and always provided that copyright symbol appears together as follows below.
© DORNA, 2021

Official MotoGP Timing by TISSOT
www.motogp.com

Austin, Sunday, October 03, 2021





5513 m.

After the **RED BULL GRAND PRIX OF THE AMERICAS****MotoGP™****2021 Riders Performance**

(Qualifying Position - Starting Position - Race Position)

37

Rider	Points	QAT	DOH	POR	SPA	FRA	ITA	CAT	GER	NED	STY	AUT	GBR	ARA	RSM	AME	EMI	ALR	VAL	
1 QUARTARARO Fabio	254	2	5	1	1	1	1	1	2	2	3	2	3	3	3	2				
		2-5	5-1	1-1	1-13	1-3	1-1	1-6	2-3	2-1	3-3	2-7	3-1	3-8	3-2	2-2	-	-	-	-
2 BAGNAIA Francesco	202	1	6	11	4	16	2	9	10	3	2	3	2	1	1	1				
		1-3	6-6	11-2	4-2	16-4	2-NC	9-7	10-5	3-6	2-11	3-2	2-14	1-1	1-1	1-3	-	-	-	-
3 MIR Joan	176	10	9	9	10	14	9	10	17	10	5	7	11	7	11	8				
		10-4	9-7	9-3	10-5	14-NC	9-3	10-4	16-9	10-3	5-2	7-4	11-9	7-3	11-6	8-7	-	-	-	-
4 MILLER Jack	148	5	4	4	3	3	5	2	4	8	4	6	7	2	2	10				
		5-9	4-9	4-NC	3-1	3-1	5-6	2-3	4-6	8-NC	4-NC	6-11	7-4	2-5	2-5	10-8	-	-	-	-
5 ZARCO Johann	141	6	2	3	6	5	3	3	1	5	6	4	9	10	5	6				
		6-2	2-2	3-NC	6-8	5-2	3-4	3-2	1-8	5-4	6-6	4-NC	9-11	10-17	5-12	6-NC	-	-	-	-
6 BINDER Brad	131	19	18	15	11	21	6	8	13	21	16	10	12	12	17	11				
		19-14	18-8	15-5	11-NC	21-13	6-5	8-8	13-4	21-12	16-4	10-1	12-6	12-7	17-9	11-9	-	-	-	-
7 MARQUEZ Marc	117			6	14	6	11	13	5	20	8	5	5	4	7	3				
		-	-	6-7	14-9	6-NC	11-NC	13-NC	5-1	20-7	8-8	5-15	5-NL	4-2	7-4	3-1	-	-	-	-
8 ESPARGARO Aleix	104	8	7	7	8	13	4	7	3	9	7	8	6	6	8	19				
		8-7	7-10	7-6	8-6	13-NC	4-7	7-NC	3-7	9-8	7-NC	8-10	6-3	6-4	8-8	19-NC	-	-	-	-
9 VIÑALES Maverick	98	3	3	12	7	2	13	6	21	1	9			19	10					
		3-1	3-5	12-11	7-7	2-10	13-8	6-5	21-19	1-2	24-NC	-	-	19-18	10-13	-	-	-	-	-
10 OLIVEIRA Miguel	92	15	12	10	16	10	7	4	6	6	12	9	20	18	21	18				
		15-13	12-15	10-16	16-11	10-NC	7-2	4-1	6-2	6-5	12-NC	9-NC	20-16	18-14	21-20	18-11	-	-	-	-
11 MARTIN Jorge	82	14	1					15	7	14	1	1	4	5	4	4				
		14-15	1-3	-	-	-	-	22-14	7-12	14-NC	1-1	1-3	4-NC	5-9	4-NC	4-5	-	-	-	-
12 RINS Alex	81	9	8	2	9	15	8		11	7	13	13	10	20	9	7				
		9-6	8-4	2-NC	9-20	15-NC	8-NC	-	11-11	7-11	13-7	13-14	10-2	20-12	9-NC	7-4	-	-	-	-
13 BASTIANINI Enea	71	13	19	16	15	22	14	17	15	19	20	15	13	9	12	16				
		13-10	19-11	16-9	15-NC	22-14	23-NL	17-10	18-16	19-15	20-12	15-NC	13-12	9-6	12-3	16-6	-	-	-	-

NC=Not classified NL=Not finished first lap NP=Not started race re-start N2=Not finished first lap race re-start EX=Excluded NS=Not Started DS=Disqualified

These data/results cannot be reproduced, stored and/or transmitted in whole or in part by any manner of electronic, mechanical, photocopying, recording, broadcasting or otherwise now known or herein after developed without the previous express consent by the copyright owner, except for reproduction in daily press and regular printed publications on sale to the public within 60 days of the event related to those data/results and always provided that copyright symbol appears together as follows below.
© DORNA, 2021

Official MotoGP Timing by TISSOT
www.motogp.com



Austin, Sunday, October 03, 2021

	Rider	Points	QAT	DOH	POR	SPA	FRA	ITA	CAT	GER	NED	STY	AUT	GBR	ARA	RSM	AME	EMI	ALR	VAL	
14	NAKAGAMI Takaaki	70	11 11-NC	16 16-17	21 21-10	5 5-4	7 7-7	15 15-NC	14 14-13	9 9-13	4 4-9	10 10-5	12 12-13	15 15-13	11 11-10	13 13-10	5 5-17	-	-	-	-
15	ESPARGARO Pol	70	12 12-8	15 15-13	14 14-NC	13 13-10	8 8-8	12 12-12	12 12-NC	8 8-10	11 11-10	15 15-16	11 11-16	1 1-5	8 8-13	6 6-7	12 12-10	-	-	-	-
16	MARQUEZ Alex	54	16 16-NC	14 14-NC	13 13-8	20 20-NL	19 19-6	22 22-14	20 20-11	12 12-NC	16 16-14	11 11-9	14 14-9	17 17-8	14 14-NL	19 19-15	15 15-12	-	-	-	-
17	MORBIDELLI Franco	40	7 7-18	10 10-12	5 5-4	2 2-3	4 4-16	10 10-16	5 5-9	18 17-18	-	-	-	-	-	16 16-18	13 13-19	-	-	-	-
18	LECUONA Iker	38	21 21-17	20 20-NC	19 19-15	21 21-17	18 18-9	20 20-11	16 16-NC	20 20-17	13 13-NC	19 19-15	16 16-6	18 18-7	13 13-11	20 20-NC	17 17-16	-	-	-	-
19	PETRUCCI Danilo	37	20 20-NL	17 17-19	18 18-13	19 19-14	17 17-5	18 18-9	18 18-NC	19 19-NC	18 18-13	22 22-18	19 19-12	16 16-10	16 16-15	22 22-16	21 21-18	-	-	-	-
20	MARINI Luca	30	18 18-16	13 13-18	8 8-12	18 18-15	12 12-12	17 17-17	19 19-12	14 14-15	17 17-18	18 18-14	17 17-5	14 14-15	17 17-20	15 15-19	9 9-14	-	-	-	-
21	ROSSI Valentino	29	4 4-12	21 21-16	17 17-NC	17 17-16	9 9-11	19 19-10	11 11-NC	16 15-14	12 12-NC	17 17-13	18 18-8	8 8-18	21 21-19	23 23-17	20 20-15	-	-	-	-
22	BRADL Stefan	13	17 17-11	11 11-14	-	12 12-12	-	-	-	-	-	-	-	-	-	18 18-14	-	-	-	-	-
23	PIRRO Michele	8	-	-	-	-	-	16 16-13	-	-	-	-	-	-	-	14 14-11	-	-	-	-	-
24	PEDROSA Dani	6	-	-	-	-	-	-	-	-	-	14 14-10	-	-	-	-	-	-	-	-	-
25	SAVADORI Lorenzo	4	22 22-19	22 22-20	20 20-14	22 22-19	11 11-NC	21 21-15	21 21-15	22 22-NC	15 15-16	21 -NS	-	-	-	-	-	-	-	-	-
26	DOVIZIOSO Andrea	3	-	-	-	-	-	-	-	-	-	-	-	-	-	24 24-21	14 14-13	-	-	-	-
27	RABAT Tito	1	-	-	-	23 23-18	20 20-15	-	-	-	-	-	-	-	-	-	-	-	-	-	-
28	CRUTCHLOW Cal	0	-	-	-	-	-	-	-	-	-	23 23-17	20 20-17	19 19-17	15 15-16	-	-	-	-	-	-
29	GERLOFF Garrett	0	-	-	-	-	-	-	-	22 22-17	-	-	-	-	-	-	-	-	-	-	-

NC=Not classified NL=Not finished first lap NP=Not started race re-start N2=Not finished first lap race re-start EX=Excluded NS=Not Started DS=Disqualified

These data/results cannot be reproduced, stored and/or transmitted in whole or in part by any manner of electronic, mechanical, photocopying, recording, broadcasting or otherwise now known or herein after developed without the previous express consent by the copyright owner, except for reproduction in daily press and regular printed publications on sale to the public within 60 days of the event related to those data/results and always provided that copyright symbol appears together as follows below.
© DORNA, 2021

Official MotoGP Timing by TISSOT
www.motogp.com



	Rider	Points	QAT	DOH	POR	SPA	FRA	ITA	CAT	GER	NED	STY	AUT	GBR	ARA	RSM	AME	EMI	ALR	VAL	
30	DIXON Jake	0												21	22						
			-	-	-	-	-	-	-	-	-	-	-	21-19	22-NC	-	-	-	-	-	-

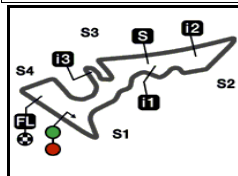
NC=Not classified NL=Not finished first lap NP=Not started race re-start N2=Not finished first lap race re-start EX=Excluded NS=Not Started DS=Disqualified

These data/results cannot be reproduced, stored and/or transmitted in whole or in part by any manner of electronic, mechanical, photocopying, recording, broadcasting or otherwise now known or herein after developed without the previous express consent by the copyright owner, except for reproduction in daily press and regular printed publications on sale to the public within 60 days of the event related to those data/results and always provided that copyright symbol appears together as follows below.
© DORNA, 2021

Official MotoGP Timing by TISSOT
www.motogp.com

Austin, Sunday, October 03, 2021





5513 m.

RED BULL GRAND PRIX OF THE AMERICAS

Official Starting Grid

Race : 20 laps = 110.26 km



1

3
2'03.209
93 Marc MARQUEZ
Honda

2
2'03.129
20 Fabio QUARTARARO
Yamaha

1
2'02.781
63 Francesco BAGNAIA
Ducati

2

6
2'03.379
5 Johann ZARCO
Ducati

5
2'03.292
30 Takaaki NAKAGAMI
Honda

4
2'03.278
89 Jorge MARTIN
Ducati

3

9
2'03.546
10 Luca MARINI
Ducati

8
2'03.528
36 Joan MIR
Suzuki

7
2'03.453
42 Alex RINS
Suzuki

4

12
2'03.875
44 Pol ESPARGARO
Honda

11
2'03.781
33 Brad BINDER
KTM

10
2'03.720
43 Jack MILLER
Ducati

5

15
2'04.100
73 Alex MARQUEZ
Honda

14
2'04.044
4 Andrea DOVIZIOSO
Yamaha

13
2'03.872
21 Franco MORBIDELLI
Yamaha

6

18
2'04.392
88 Miguel OLIVEIRA
KTM

17
2'04.324
27 Iker LECUONA
KTM

16
2'04.118
23 Enea BASTIANINI
Ducati

7

21
2'04.829
9 Danilo PETRUCCI
KTM

20
2'04.699
46 Valentino ROSSI
Yamaha

19
2'04.419
41 Aleix ESPARGARO
Aprilia

The results are provisional until the end of the limit for protest and appeals and until the ratification of the Event Management Committee.

Time limit for protest expires 60' at the latest after publication of the results - Time:

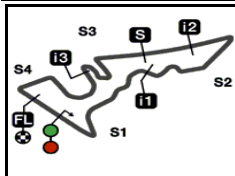
These data/results cannot be reproduced, stored and/or transmitted in whole or in part by any manner of electronic, mechanical, photocopying, recording, broadcasting or otherwise now known or herein after developed without the previous express consent by the copyright owner, except for reproduction in daily press and regular printed publications on sale to the public within 60 days of the event related to those data/results and always provided that copyright symbol appears together as follows below.

© DORNA, 2021

Official MotoGP Timing by TISSOT
www.motogp.com

Austin, Sunday, October 03, 2021





5513 m.

RED BULL GRAND PRIX OF THE AMERICAS

Race

Top Speed & Average



Rider	Nation	Motorcycle	Top 5 speeds					Average	Top
43 Jack MILLER	AUS	DUCATI	352.9	352.9	351.7	351.7	349.5	351.4	352.9
5 Johann ZARCO	FRA	DUCATI	350.6	349.5	346.1	346.1	328.2	344.1	350.6
23 Enea BASTIANINI	ITA	DUCATI	350.6	348.3	348.3	347.2	347.2	347.9	350.6
33 Brad BINDER	RSA	KTM	350.6	348.3	348.3	348.3	347.2	348.5	350.6
41 Aleix ESPARGARO	SPA	APRILIA	350.6	348.3	346.1	346.1	345.0	347.2	350.6
27 Iker LECUONA	SPA	KTM	348.3	346.1	346.1	346.1	346.1	346.5	348.3
73 Alex MARQUEZ	SPA	HONDA	348.3	346.1	345.0	345.0	345.0	345.6	348.3
88 Miguel OLIVEIRA	POR	KTM	348.3	347.2	345.0	343.9	343.9	345.2	348.3
89 Jorge MARTIN	SPA	DUCATI	348.3	346.1	345.0	345.0	343.9	345.7	348.3
30 Takaaki NAKAGAMI	JPN	HONDA	347.2	343.9	343.9	343.9	341.7	344.1	347.2
44 Pol ESPARGARO	SPA	HONDA	347.2	346.1	345.0	345.0	345.0	345.7	347.2
63 Francesco BAGNAIA	ITA	DUCATI	347.2	347.2	347.2	346.1	346.1	346.6	347.2
10 Luca MARINI	ITA	DUCATI	346.1	346.1	345.0	345.0	342.8	344.2	346.1
36 Joan MIR	SPA	SUZUKI	346.1	343.9	343.9	342.8	340.6	342.0	346.1
4 Andrea DOVIZIOSO	ITA	YAMAHA	343.9	341.7	340.6	339.6	337.5	339.3	343.9
42 Alex RINS	SPA	SUZUKI	342.8	342.8	341.7	341.7	340.6	341.4	342.8
46 Valentino ROSSI	ITA	YAMAHA	342.8	341.7	341.7	339.6	339.6	340.7	342.8
9 Danilo PETRUCCI	ITA	KTM	341.7	340.6	339.6	338.5	338.5	339.6	341.7
21 Franco MORBIDELLI	ITA	YAMAHA	339.6	339.6	338.5	337.5	337.5	338.4	339.6
20 Fabio QUARTARARO	FRA	YAMAHA	338.5	338.5	337.5	337.5	336.4	337.0	338.5
93 Marc MARQUEZ	SPA	HONDA	338.5	338.5	338.5	338.5	338.5	338.5	338.5

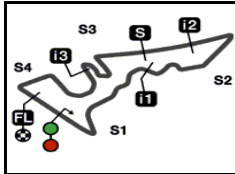
These data/results cannot be reproduced, stored and/or transmitted in whole or in part by any manner of electronic, mechanical, photocopying, recording, broadcasting or otherwise now known or herein after developed without the previous express consent by the copyright owner, except for reproduction in daily press and regular printed publications on sale to the public within 60 days of the event related to those data/results and always provided that copyright symbol appears together as follows below.

© DORNA, 2021

Official MotoGP Timing by TISSOT
www.motogp.com



Austin, Sunday, October 03, 2021




5513 m.

RED BULL GRAND PRIX OF THE AMERICAS

Race

Fastest Laps Sequence

<i>Lap</i>	<i>Race Time</i>	 <i>Rider</i>	<i>Nation</i>	<i>Motorcycle</i>	<i>Time</i>	<i>Km/h</i>	<i>Riders's Lap</i>
2	4'10.819	93 Marc MARQUEZ	SPA	HONDA	2'04.952	158.8	2
2	4'11.093	20 Fabio QUARTARARO	FRA	YAMAHA	2'04.946	158.8	2
2	4'11.818	89 Jorge MARTIN	SPA	DUCATI	2'04.859	158.9	2
3	6'17.959	43 Jack MILLER	AUS	DUCATI	2'04.631	159.2	3
6	12'30.919	93 Marc MARQUEZ	SPA	HONDA	2'04.629	159.2	6
7	14'35.287	93 Marc MARQUEZ	SPA	HONDA	2'04.368	159.5	7

These data/results cannot be reproduced, stored and/or transmitted in whole or in part by any manner of electronic, mechanical, photocopying, recording, broadcasting or otherwise now known or herein after developed without the previous express consent by the copyright owner, except for reproduction in daily press and regular printed publications on sale to the public within 60 days of the event related to those data/results and always provided that copyright symbol appears together as follows below.

© DORNA, 2021

Official MotoGP Timing by TISSOT
www.motogp.com

Austin, Sunday, October 03, 2021

