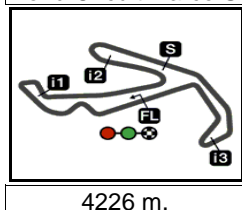


GP NOLAN DEL MADE IN ITALY E DELL'EMILIA-ROMAGNA


Free Practice Nr. 1

Classification

3



4226 m.

		Rider	Nation	Team	Motorcycle	Time	Lap Total	Gap	Top Speed
1	5	Johann ZARCO	FRA	Pramac Racing	DUCATI	1'42.374	19 19		295.0
2	93	Marc MARQUEZ	SPA	Repsol Honda Team	HONDA	1'43.791	20 20	1.417 1.417	291.1
3	43	Jack MILLER	AUS	Ducati Lenovo Team	DUCATI	1'43.999	6 15	1.625 0.208	291.8
4	89	Jorge MARTIN	SPA	Pramac Racing	DUCATI	1'44.041	19 19	1.667 0.042	292.6
5	21	Franco MORBIDELLI	ITA	Monster Energy Yamaha MotoGP	YAMAHA	1'44.054	13 13	1.680 0.013	283.4
6	63	Francesco BAGNAIA	ITA	Ducati Lenovo Team	DUCATI	1'44.183	17 17	1.809 0.129	289.5
7	88	Miguel OLIVEIRA	POR	Red Bull KTM Factory Racing	KTM	1'44.243	20 20	1.869 0.060	288.7
8	9	Danilo PETRUCCI	ITA	Tech 3 KTM Factory Racing	KTM	1'44.324	17 17	1.950 0.081	285.7
9	27	Iker LECUONA	SPA	Tech 3 KTM Factory Racing	KTM	1'44.405	16 18	2.031 0.081	283.4
10	36	Joan MIR	SPA	Team SUZUKI ECSTAR	SUZUKI	1'44.513	16 18	2.139 0.108	288.7
11	10	Luca MARINI	ITA	SKY VR46 Avintia	DUCATI	1'44.575	15 17	2.201 0.062	288.0
12	46	Valentino ROSSI	ITA	Petronas Yamaha SRT	YAMAHA	1'44.751	14 14	2.377 0.176	284.2
13	51	Michele PIRRO	ITA	Ducati Lenovo Team	DUCATI	1'44.888	13 13	2.514 0.137	284.9
14	73	Alex MARQUEZ	SPA	LCR Honda CASTROL	HONDA	1'45.011	18 18	2.637 0.123	288.7
15	44	Po ESPARGARO	SPA	Repsol Honda Team	HONDA	1'45.204	19 19	2.830 0.193	288.7
16	42	Alex RINS	SPA	Team SUZUKI ECSTAR	SUZUKI	1'45.221	18 20	2.847 0.017	288.0
17	12	Maverick VIÑALES	SPA	Aprilia Racing Team Gresini	APRILIA	1'45.445	16 19	3.071 0.224	292.6
18	20	Fabio QUARTARARO	FRA	Monster Energy Yamaha MotoGP	YAMAHA	1'45.477	20 20	3.103 0.032	283.4
19	41	Aleix ESPARGARO	SPA	Aprilia Racing Team Gresini	APRILIA	1'45.656	15 15	3.282 0.179	288.0
20	23	Enea BASTIANINI	ITA	Avintia Esponsorama	DUCATI	1'45.853	13 15	3.479 0.197	285.7
21	4	Andrea DOVIZIOSO	ITA	Petronas Yamaha SRT	YAMAHA	1'45.881	16 16	3.507 0.028	284.2
22	30	Takaaki NAKAGAMI	JPN	LCR Honda IDEMITSU	HONDA	1'46.046	18 18	3.672 0.165	287.2
23	33	Brad BINDER	RSA	Red Bull KTM Factory Racing	KTM	1'46.152	14 14	3.778 0.106	278.3
24	32	Lorenzo SAVADORI	ITA	Aprilia Racing Team Gresini	APRILIA	1'46.966	5 12	4.592 0.814	281.9

Practice condition: **Wet**Air: **16°**Humidity: **91%**Ground: **14°**

Fastest Lap:	Lap: 19	Johann ZARCO	1'42.374	148.6 Km/h
Best Race Lap:	2021	Enea BASTIANINI	1'32.242	164.9 Km/h
All Time Lap Record:	2021	Francesco BAGNAIA	1'31.065	167.0 Km/h

The results are provisional until the end of the limit for protest and appeals.

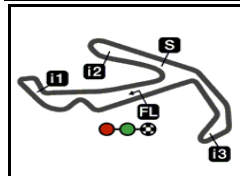
Time limit for protest expires 30' after publication of the results - Time:

These data/results cannot be reproduced, stored and/or transmitted in whole or in part by any manner of electronic, mechanical, photocopying, recording, broadcasting or otherwise now known or herein after developed without the previous express consent by the copyright owner, except for reproduction in daily press and regular printed publications on sale to the public within 60 days of the event related to those data/results and always provided that copyright symbol appears together as follows below.

© DORNA, 2021

Official MotoGP Timing by TISSOT
www.motogp.com

Misano Adriatico, Friday, October 22, 2021



4226 m.

GP NOLAN DEL MADE IN ITALY E DELL'EMILIA-ROMAGNA

Free Practice Nr. 1

Top Speed & Average

4



Rider	Nation	Motorcycle	Top 5 speeds					Average	Top
5 Johann ZARCO	FRA	DUCATI	295.0	291.8	291.8	291.8	291.1	292.3	295.0
12 Maverick VIÑALES	SPA	APRILIA	292.6	291.8	291.1	291.1	289.5	290.9	292.6
89 Jorge MARTIN	SPA	DUCATI	292.6	292.6	291.8	290.3	289.5	291.4	292.6
43 Jack MILLER	AUS	DUCATI	291.8	291.8	291.8	291.1	290.3	291.4	291.8
93 Marc MARQUEZ	SPA	HONDA	291.1	289.5	289.5	288.7	288.7	289.4	291.1
63 Francesco BAGNAIA	ITA	DUCATI	289.5	288.7	286.4	284.9	284.9	286.9	289.5
36 Joan MIR	SPA	SUZUKI	288.7	286.4	286.4	285.7	284.9	286.4	288.7
44 Pol ESPARGARO	SPA	HONDA	288.7	288.0	288.0	287.2	286.4	287.2	288.7
73 Alex MARQUEZ	SPA	HONDA	288.7	288.7	288.0	286.4	286.4	287.6	288.7
88 Miguel OLIVEIRA	POR	KTM	288.7	288.0	287.2	286.4	285.7	286.6	288.7
10 Luca MARINI	ITA	DUCATI	288.0	286.4	284.2	283.4	283.4	285.1	288.0
41 Aleix ESPARGARO	SPA	APRILIA	288.0	287.2	284.9	284.9	284.2	285.8	288.0
42 Alex RINS	SPA	SUZUKI	288.0	287.2	287.2	287.2	286.4	287.1	288.0
30 Takaaki NAKAGAMI	JPN	HONDA	287.2	286.4	285.7	284.9	284.2	285.7	287.2
9 Danilo PETRUCCI	ITA	KTM	285.7	285.7	284.9	284.2	283.4	284.4	285.7
23 Enea BASTIANINI	ITA	DUCATI	285.7	285.7	285.7	284.9	283.4	285.1	285.7
51 Michele PIRRO	ITA	DUCATI	284.9	283.4	282.7	279.0	279.0	281.8	284.9
4 Andrea DOVIZIOSO	ITA	YAMAHA	284.2	282.7	282.7	282.7	282.7	283.0	284.2
46 Valentino ROSSI	ITA	YAMAHA	284.2	282.7	281.9	281.9	281.9	282.5	284.2
20 Fabio QUARTARARO	FRA	YAMAHA	283.4	283.4	282.7	282.7	281.9	282.7	283.4
21 Franco MORBIDELLI	ITA	YAMAHA	283.4	283.4	279.7	279.0	278.3	280.8	283.4
27 Iker LECUONA	SPA	KTM	283.4	281.2	280.5	279.7	275.5	280.1	283.4
32 Lorenzo SAVADORI	ITA	APRILIA	281.9	281.9	277.6	276.9	276.2	278.9	281.9
33 Brad BINDER	RSA	KTM	278.3	278.3	274.8	274.8	274.1	276.1	278.3

These data/results cannot be reproduced, stored and/or transmitted in whole or in part by any manner of electronic, mechanical, photocopying, recording, broadcasting or otherwise now known or herein after developed without the previous express consent by the copyright owner, except for reproduction in daily press and regular printed publications on sale to the public within 60 days of the event related to those data/results and always provided that copyright symbol appears together as follows below.

© DORNA, 2021

Official MotoGP Timing by TISSOT
www.motogp.com



Misano Adriatico, Friday, October 22, 2021

GP NOLAN DEL MADE IN ITALY E DELL'EMILIA-ROMAGNA

Free Practice Nr. 1

Chronological Analysis of Performances

5

* Lap / Sector time cancelled

T1 Time from finish line to 1st intermediate

T3 Time from 2nd intermed. to 3rd intermed.

P Crossing the finish line in pit lane

T2 Time from 1st intermed. to 2nd intermed.

T4 Time from 3rd intermediate to finish line

** Tyre data subject to further updates

Lap	Lap Time	T1	T2	T3	T4	Speed	Lap	Lap Time	T1	T2	T3	T4	Speed
1st	5	Johann ZARCO		DUCATI		FRA	12	1'46.339	29.784	24.152	28.603	23.800	286.4
		Pramac Racing					13	1'45.575	29.619	23.930	28.388	23.638	288.7
		Runs=1	Total laps=19	Full laps=13			14	1'49.772	29.523	27.522	28.757	23.970	284.9
Run #	1	Front Tyre	Wet-Soft	Rear Tyre	Wet-Soft		15	1'45.155	29.406	23.689	28.309	23.751	288.7
		New Tyre		New Tyre			16	1'48.408	29.195	25.468	28.905	24.840	281.9
1	2'41.354	22.543	26.519	30.434	25.277	266.0	17	1'44.702	29.320	23.542	28.222	23.618	289.5
2	1'49.090	31.261	24.736	28.984	24.109	284.2	18	1'46.262	29.439	24.459	28.660	23.704	287.2
3	1'48.271 *	30.743*	24.698*	28.702	24.128	276.9	19	1'44.660 *	29.173	23.589	28.214*	23.684	289.5
4	1'46.400	30.376	24.170	28.183	23.671	288.7	20	1'43.791	29.105	23.353	28.089	23.244	291.1
5	1'46.394	30.090	24.010	28.597	23.697	278.3							
6	1'45.151	29.731	23.870	28.068	23.482	291.8							
7	1'41.476 P	29.436	23.797	29.154	19.089	279.0							

Run #	2	Front Tyre	Wet-Soft	Rear Tyre	Wet-Soft		Run #	1	Front Tyre	Wet-Soft	Rear Tyre	Wet-Soft	
		7 Laps at start		7 Laps at start					New Tyre		New Tyre		
8	1'44.249	22.271	26.359	29.954	25.665	276.2	1	3'25.588	23.539	25.556	30.205	24.728	276.2
9	1'49.272	31.375	24.572	29.084	24.241	279.7	2	1'48.179	31.078	24.058	28.914	24.129	282.7
10	1'46.865	30.172	24.122	28.449	24.122	285.7	3	1'46.464	30.253	23.968	28.510	23.733	289.5
11	1'46.091 *	29.549	24.016	28.841*	23.685	291.8	4	1'45.027	29.644	23.733	28.190	23.460	289.5
12	1'44.625	29.384	23.557	27.971	23.713	290.3	5	1'44.650	29.594	23.428	28.100	23.528	291.8
13	1'44.151	29.431	23.455	27.858	23.407	290.3	6	1'43.999	29.324	23.567	27.922	23.186	291.8
14	1'43.836	29.093	23.322	27.946	23.475	288.0	7	1'40.261 P	29.560	23.839	28.918	17.944	281.2
15	1'43.395	29.085	23.365	27.738	23.207	291.1							
16	1'43.087	28.923	23.325	27.721	23.118	291.8							
17	1'45.426 *	28.770	24.150*	28.753*	23.753	282.7							
18	1'44.265	29.264	23.599	27.992	23.410	290.3							
19	1'42.374	28.840	23.060	27.525	22.949	295.0							

Run #	1	Front Tyre	Wet-Soft	Rear Tyre	Wet-Soft		Run #	2	Front Tyre	Wet-Soft	Rear Tyre	Wet-Soft	
		7 Laps at start		7 Laps at start					New Tyre		New Tyre		
1	2'39.430	23.930	26.379	31.491	25.501	262.1	8	1'42.765	23.367	25.058	29.259	25.081	283.4
2	1'49.882	31.601	24.610	29.298	24.373	278.3	9	1'52.026	29.931	27.976	29.590	24.529	279.7
3	1'49.061 *	31.287*	24.785*	28.813	24.176	277.6	10	1'48.314	29.842	23.906	29.717	24.849	282.7
4	1'46.462	30.328	23.854	28.375	23.905	283.4	11	1'45.165	29.397	23.903	28.235	23.630	288.0
5	1'45.095	29.512	23.385	28.372	23.826	288.7	12	1'45.475	29.303	23.863	28.614	23.695	291.1
6	1'46.427	29.532	24.563	28.565	23.767	284.2	13	1'45.552	29.676	23.777	28.373	23.726	290.3
7	1'46.243 P	29.507	23.537	34.080	19.119	248.2	14	1'44.540 *	29.219	23.565*	28.208	23.548	291.8
							15	2'02.072 *	29.219	31.861	32.573*	28.419	276.9

Fastest Lap:	Johann ZARCO	Pramac Racing	FRA	1'42.374	28.840	23.060	27.525	22.949
---------------------	--------------	---------------	-----	-----------------	--------	--------	--------	--------

These data/results cannot be reproduced, stored and/or transmitted in whole or in part by any manner of electronic, mechanical, photocopying, recording, broadcasting or otherwise now known or herein after developed without the previous express consent by the copyright owner, except for reproduction in daily press and regular printed publications on sale to the public within 60 days of the event related to those data/results and always provided that copyright symbol appears together as follows below.
© DORNA, 2021



Free Practice Nr. 1

MotoGP

Lap	Lap Time	T1	T2	T3	T4	Speed	Lap	Lap Time	T1	T2	T3	T4	Speed
14	1'46.834	29.979	24.111	28.689	24.055	284.2	17	1'53.674 *	36.317*	24.816	28.770	23.771	285.7
15	1'46.114 *	29.641	24.110*	28.551	23.812	283.4	18	1'46.089 *	29.164	23.987	29.237*	23.701	282.7
16	1'45.363 *	29.418	23.844	28.471*	23.630	284.9		PIT	28.883	23.510	28.656	21.845	288.7
17	1'44.324	29.129	23.532	28.173	23.490	285.7							

9th 27 Iker LECUONA KTM SPA
Tech 3 KTM Factory Racing

Runs=2 Total laps=18 Full laps=12

Run #	1	Front Tyre	Wet-Soft	Rear Tyre	Wet-Soft	New Tyre	New Tyre
1	2'17.801	22.703	27.087	31.293	25.260	247.1	
2	1'49.084	31.202	24.328	29.282	24.272	274.1	
3	1'46.696	29.902	23.829	28.983	23.982	270.6	
4	1'45.709	29.605	23.724	28.675	23.705	272.7	
5	1'45.118	29.208	23.501	28.556	23.853	279.7	
6	1'46.949 *	29.259	23.526	30.444*	23.720	283.4	
7	1'47.172	29.605	24.107	29.348	24.112	272.7	
8	1'49.171	30.599	24.372	29.969	24.231	266.6	
9	1'49.601	31.741	24.519	29.356	23.985	266.6	
10	1'47.208	29.862	24.305	29.091	23.950	257.7	
11	1'41.558 P	29.806	23.969	29.106	18.677	269.3	

Run #	2	Front Tyre	Wet-Soft	Rear Tyre	Wet-Soft	11 Laps at start	11 Laps at start
12	1'45.429	22.861	28.074	30.052	24.442	267.3	
13	1'46.870	29.999	24.277	28.793	23.801	275.5	
14	1'45.824	29.661	24.007	28.463	23.693	280.5	
15	1'44.903	29.266	23.836	28.282	23.519	281.2	
16	1'44.405	29.158	23.607	28.304	23.336	273.4	
17	1'43.512 P	29.174	26.421	29.560	18.357	262.1	

Run #	3	Front Tyre	Wet-Soft	Rear Tyre	Wet-Soft	17 Laps at start	17 Laps at start
18	1'42.562	23.748	25.105	29.376	24.333	270.0	

10th 36 Joan MIR SUZUKI SPA
Team SUZUKI ECSTAR

Runs=2 Total laps=19 Full laps=12

Run #	1	Front Tyre	Wet-Soft	Rear Tyre	Wet-Soft	New Tyre	New Tyre
1	2'24.758	23.855	27.341	31.331	25.752	269.3	
2	1'50.554	31.564	24.925	29.544	24.521	274.1	
3	1'49.035	30.907	24.626	29.223	24.279	281.9	
4	1'46.886	30.094	23.995	28.872	23.925	286.4	
5	1'45.288 P	30.692	24.635	31.153	18.808	273.4	

Run #	2	Front Tyre	Wet-Soft	Rear Tyre	Wet-Soft	5 Laps at start	5 Laps at start
6	1'44.318	22.918	26.349	29.971	25.080	275.5	
7	1'49.250	30.918	24.548	29.414	24.370	277.6	
8	1'57.184	30.179	28.765	29.707	28.533	272.0	
9	1'48.642	30.569	24.752	28.918	24.403	282.7	
10	1'49.950 *	30.171	24.715	29.606*	25.458	281.2	
11	1'46.647	29.844	24.070	28.766	23.967	281.9	
12	1'46.371	29.885	24.320	28.407	23.759	283.4	
13	1'51.989	29.567	29.236	29.026	24.160	276.9	
14	1'45.341	29.423	23.986	28.334	23.598	284.9	
15	1'49.973	29.502	23.949	32.975	23.547	242.6	
16	1'44.513	29.087	23.875	28.089	23.462	286.4	

11th 10 Luca MARINI DUCATI ITA
SKY VR46 Avintia

Runs=1 Total laps=17 Full laps=12

Run #	1	Front Tyre	Wet-Soft	Rear Tyre	Wet-Soft	New Tyre	New Tyre
1	2'32.836	25.316	27.464	31.791	25.417	234.7	
2	1'50.868	31.604	24.885	29.866	24.513	270.0	
3	2'02.945 *	30.660*	26.255*	40.500	25.530	121.7	
4	1'47.908	30.378	24.231	28.950	24.349	273.4	
5	1'50.984	30.064	25.577	31.472	23.871	267.3	
6	1'46.636	29.800	24.125	28.892	23.819	262.1	
7	1'42.119 P	30.008	24.309	29.392	18.410	264.7	

Run #	2	Front Tyre	Wet-Soft	Rear Tyre	Wet-Soft	7 Laps at start	7 Laps at start
8	1'45.123	23.608	26.018	30.427	25.070	255.9	
9	1'48.645	30.606	24.498	29.100	24.441	274.1	
10	1'47.240	30.004	24.322	28.813	24.101	281.9	
11	1'47.048	29.880	24.554	28.655	23.959	281.2	
12	1'46.023	30.004	23.990	28.384	23.645	283.4	
13	1'45.343	29.463	23.871	28.369	23.640	283.4	
14	1'44.624	29.200	23.840	28.134	23.450	284.2	
15	1'44.575	29.266	23.727	28.073	23.509	286.4	
16	2'04.048 *	38.033*	30.253	31.334*	24.428	252.9	
17	1'44.647	29.296	23.890	28.047	23.414	288.0	

12th 46 Valentino ROSSI YAMAHA ITA
Petronas Yamaha SRT

Runs=1 Total laps=14 Full laps=8

Run #	1	Front Tyre	Wet-Soft	Rear Tyre	Wet-Soft	New Tyre	New Tyre
1	2'48.043	24.172	26.917	31.583	25.628	259.6	
2	1'51.584	31.810	25.124	29.976	24.674	270.0	
3	1'48.395 *	30.706*	24.668*	29.021	24.000	280.5	
4	1'47.533	30.082	24.428	28.974	24.049	276.2	
5	1'47.761	30.215	24.588	28.990	23.968	281.9	
6	1'46.403	29.871	24.143	28.713	23.676	280.5	
7	1'42.059 P	29.961	24.362	29.592	18.144	276.9	

Run #	2	Front Tyre	Wet-Soft	Rear Tyre	Wet-Soft	7 Laps at start	7 Laps at start
8	1'48.012	23.060	26.731	32.537	25.684	261.5	
9	1'52.097	32.988	25.088	29.590	24.431	279.0	
10	1'48.197	30.398	24.411	29.140	24.248	281.9	
11	1'47.282	30.123	24.267	28.840	24.052	282.7	
12	1'46.504 *	29.841	24.392*	28.568	23.703	281.2	
13	1'45.710 *	29.431	24.132	28.503*	23.644	281.9	
14	1'44.751	29.245	23.865	28.093	23.548	284.2	

Fastest Lap: Johann ZARCO Pramac Racing FRA 1'42.374 28.840 23.060 27.525 22.949

These data/results cannot be reproduced, stored and/or transmitted in whole or in part by any manner of electronic, mechanical, photocopying, recording, broadcasting or otherwise now known or herein after developed without the previous express consent by the copyright owner, except for reproduction in daily press and regular printed publications on sale to the public within 60 days of the event related to those data/results and always provided that copyright symbol appears together as follows below.

© DORNA, 2021

Official MotoGP Timing by TISSOT
www.motogp.com



Misano Adriatico, Friday, October 22, 2021

Page 3 of 6

Free Practice Nr. 1

MotoGP

Lap	Lap Time	T1	T2	T3	T4	Speed	Lap	Lap Time	T1	T2	T3	T4	Speed	
13th	51	Michele PIRRO			DUCATI		ITA	3	1'48.012	30.316	24.528	28.970	24.198	286.4
		Ducati Lenovo Team						4	1'47.343	30.209	24.346	28.690	24.098	286.4
		Runs=1	Total laps=13	Full laps=6			5	1'52.705	30.371	27.789	30.338	24.207	281.2	
Run #	1	Front Tyre	Wet-Soft	Rear Tyre	Wet-Soft		6	1'46.637	29.856	24.007	28.781	23.993	287.2	
		New Tyre		New Tyre			7	1'51.018 P	32.101	27.721	32.289*	18.907	275.5	
Run #	2	Front Tyre	Wet-Soft	Rear Tyre	Wet-Soft		8	1'43.830	22.132	25.804	30.767	25.127	267.3	
		7 Laps at start		7 Laps at start			9	1'50.908 *	31.436	25.065	29.934*	24.473	279.0	
Run #	1	Front Tyre	Wet-Soft	Rear Tyre	Wet-Soft		10	1'48.691	30.145	24.381	29.522	24.643	282.7	
							11	1'47.349	30.145	24.205	29.032	23.967	288.7	
Run #	1	Front Tyre	Wet-Soft	Rear Tyre	Wet-Soft		12	1'46.914	29.898	24.286	28.876	23.854	286.4	
							13	1'44.524 P	31.232	25.280	29.919	18.093	274.1	
Run #	2	Front Tyre	Wet-Soft	Rear Tyre	Wet-Soft		Run #	3	Front Tyre	Wet-Soft	Rear Tyre	Wet-Soft		
		7 Laps at start		7 Laps at start					13 Laps at start		13 Laps at start			
Run #	1	Front Tyre	Wet-Soft	Rear Tyre	Wet-Soft		14	1'43.057	23.092	26.170	29.636	24.159	282.7	
							15	1'49.724	29.977	24.212	31.438	24.097	258.3	
Run #	1	Front Tyre	Wet-Soft	Rear Tyre	Wet-Soft		16	1'46.216	29.796	23.992	28.720	23.708	284.9	
							17	1'50.412	29.581	25.324	31.029	24.478	264.0	
Run #	1	Front Tyre	Wet-Soft	Rear Tyre	Wet-Soft		18	1'45.147 *	29.580	23.737	28.279*	23.551	286.4	
							19	1'45.204	29.543	23.685	28.348	23.628	288.0	

14th	73	Alex MARQUEZ			HONDA		SPA
		LCR Honda CASTROL					
		Runs=2	Total laps=18	Full laps=12			
Run #	1	Front Tyre	Wet-Soft	Rear Tyre	Wet-Soft		
		New Tyre		New Tyre			
Run #	1	Front Tyre	Wet-Soft	Rear Tyre	Wet-Soft		
Run #	2	Front Tyre	Wet-Soft	Rear Tyre	Wet-Soft		
		New Tyre		New Tyre			
Run #	2	Front Tyre	Wet-Soft	Rear Tyre	Wet-Soft		
Run #	3	Front Tyre	Wet-Soft	Rear Tyre	Wet-Soft		
		6 Laps at start		6 Laps at start			
Run #	1	Front Tyre	Wet-Soft	Rear Tyre	Wet-Soft		
Run #	1	Front Tyre	Wet-Soft	Rear Tyre	Wet-Soft		

16th	42	Alex RINS			SUZUKI		SPA
		Team SUZUKI ECSTAR					
		Runs=1	Total laps=20	Full laps=13			
Run #	1	Front Tyre	Wet-Soft	Rear Tyre	Wet-Soft		
		New Tyre		New Tyre			
Run #	1	Front Tyre	Wet-Soft	Rear Tyre	Wet-Soft		
Run #	2	Front Tyre	Wet-Soft	Rear Tyre	Wet-Soft		
		7 Laps at start		7 Laps at start			
Run #	1	Front Tyre	Wet-Soft	Rear Tyre	Wet-Soft		
Run #	1	Front Tyre	Wet-Soft	Rear Tyre	Wet-Soft		

15th	44	Poi ESPARGARO			HONDA		SPA
		Repsol Honda Team					
		Runs=2	Total laps=19	Full laps=11			
Run #	1	Front Tyre	Wet-Soft	Rear Tyre	Wet-Soft		
		New Tyre		New Tyre			
Run #	1	Front Tyre	Wet-Soft	Rear Tyre	Wet-Soft		

17th	12	Maverick VIÑALES			APRILIA		SPA
		Aprilia Racing Team Gresini					
		Runs=1	Total laps=19	Full laps=13			
Run #	1	Front Tyre	Wet-Soft	Rear Tyre	Wet-Soft		
		New Tyre		New Tyre			
Run #	1	Front Tyre	Wet-Soft	Rear Tyre	Wet-Soft		

Fastest Lap:	Johann ZARCO	Pramac Racing	FRA	1'42.374	28.840	23.060	27.525	22.949
---------------------	--------------	---------------	-----	-----------------	--------	--------	--------	--------

These data/results cannot be reproduced, stored and/or transmitted in whole or in part by any manner of electronic, mechanical, photocopying, recording, broadcasting or otherwise now known or herein after developed without the previous express consent by the copyright owner, except for reproduction in daily press and regular printed publications on sale to the public within 60 days of the event related to those data/results and always provided that copyright symbol appears together as follows below.
© DORNA, 2021



Free Practice Nr. 1

MotoGP

Lap	Lap Time	T1	T2	T3	T4	Speed	Lap	Lap Time	T1	T2	T3	T4	Speed
2	1'49.365	31.010	24.510	29.444	24.401	282.7	Run # 2	Front Tyre	Wet-Soft	Rear Tyre	Wet-Soft	1 Laps at start	1 Laps at start
3	1'49.104 *	30.623*	24.699*	29.516	24.266	284.9	2	1'46.713 *	23.295	25.889	31.900*	25.629	272.0
4	1'47.087	30.062	24.100	28.749	24.176	288.0	3	1'53.533	32.247	25.360	30.867	25.059	276.9
5	1'47.182	30.139	23.979	28.892	24.172	289.5	4	1'52.596	31.802	25.551	30.446	24.797	266.6
6	1'46.613	29.876	24.050	28.788	23.899	287.2	5	1'52.491 P	34.069	26.684	31.965	19.773	259.6
7	1'44.505 P	29.788	23.925	31.356	19.436	260.8	Run # 3	Front Tyre	Wet-Soft	Rear Tyre	Wet-Soft	5 Laps at start	5 Laps at start
Run # 2	Front Tyre	Wet-Soft	Rear Tyre	Wet-Soft	7 Laps at start	7 Laps at start	6	1'46.834 *	23.203	26.547	31.981*	25.103	260.8
8	1'51.799	23.360	31.395	31.587	25.457	271.3	7	1'51.599	31.200	24.993	30.560	24.846	278.3
9	1'51.666	31.474	25.386	29.934	24.872	278.3	8	1'50.414 *	30.774	24.741	30.572*	24.327	281.9
10	1'49.386	30.654	24.796	29.489	24.447	285.7	9	1'49.174	30.505	24.637	29.679	24.353	280.5
11	1'48.357	30.390	24.490	29.163	24.314	286.4	10	1'48.727	30.244	24.510	29.418	24.555	284.9
12	1'47.295	29.886	24.100	29.092	24.217	288.0	11	1'47.761	30.028	24.309	29.238	24.186	284.2
13	1'47.380	29.960	24.393	29.069	23.958	288.7	12	1'47.152	29.867	24.083	29.276	23.926	284.9
14	1'52.292	29.615	23.838	34.869	23.970	285.7	13	1'46.561	29.571	24.098	29.083	23.809	287.2
15	1'46.028	29.676	23.781	28.739	23.832	291.1	14	1'49.575 *	29.432	23.968	31.680*	24.495	238.9
16	1'45.445	29.497	23.791	28.503	23.654	292.6	15	1'45.656	29.434	23.913	28.649	23.660	288.0
17	1'47.800 *	29.484	24.076	30.095*	24.145	291.1							
18	1'46.776 *	29.390	24.206*	29.225*	23.955	289.5							
19	1'45.765	29.584	23.822	28.628	23.731	291.8							

18th 20 **Fabio QUARTARARO** YAMAHA FRA
Monster Energy Yamaha MotoGP

Runs=1 Total laps=20 Full laps=14

Run #	1	Front Tyre	Wet-Soft	Rear Tyre	Wet-Soft	New Tyre	New Tyre
1	3'12.258	23.970	26.825	30.947	25.413	273.4	
2	1'49.624	31.121	24.452	29.373	24.678	279.0	
3	1'48.023 *	30.501*	24.242*	29.007	24.273	278.3	
4	1'46.475	29.812	23.855	28.869	23.939	283.4	
5	1'45.988	29.670	23.780	28.587	23.951	281.9	
6	1'50.985 *	29.774	23.865	32.535*	24.811	279.7	
7	1'42.669 P	30.313	24.172	29.569	18.615	266.0	
Run # 2	Front Tyre	Wet-Soft	Rear Tyre	Wet-Soft	7 Laps at start	7 Laps at start	
8	1'46.031	23.539	25.958	30.692	25.842	268.6	
9	1'49.381	30.580	24.475	29.690	24.636	277.6	
10	1'47.480	30.216	24.036	29.083	24.145	278.3	
11	1'48.021 *	30.141	24.262	29.471*	24.147	281.9	
12	1'46.761	29.886	23.962	28.825	24.088	274.8	
13	1'46.295	29.642	23.869	28.751	24.033	277.6	
14	1'46.156	29.514	23.911	28.723	24.008	279.7	
15	1'46.029	29.619	23.921	28.638	23.851	280.5	
16	1'45.872	29.398	23.863	28.612	23.999	279.7	
17	1'45.706	29.399	23.799	28.684	23.824	282.7	
18	1'50.824	29.526	27.041	29.994	24.263	272.7	
19	1'45.668	29.378	23.921	28.591	23.778	283.4	
20	1'45.477	29.201	23.748	28.530	23.998	282.7	

19th 41 **Alex ESPARGARO** APRILIA SPA
Aprilia Racing Team Gresini

Runs=2 Total laps=15 Full laps=9

Run #	1	Front Tyre	Wet-Soft	Rear Tyre	Wet-Soft	New Tyre	New Tyre
1	2'38.971 P	23.730	27.977	33.385	27.821	252.9	

20th 23 **Enea BASTIANINI** DUCATI ITA
Avintia Esponsorama

Runs=1 Total laps=15 Full laps=10

Run #	1	Front Tyre	Wet-Soft	Rear Tyre	Wet-Soft	New Tyre	New Tyre
1	2'47.379	24.157	26.922	31.570	25.860	263.4	
2	1'51.635	31.724	25.215	30.095	24.601	272.7	
3	1'48.299 *	30.516*	24.729*	28.836	24.218	280.5	
4	1'47.423	30.333	24.177	28.826	24.087	282.7	
5	1'50.347	30.862	26.228	29.293	23.964	280.5	
6	1'46.855	29.979	24.217	28.723	23.936	281.9	
7	1'41.593 P	29.865	24.462	29.352	17.914	280.5	
Run # 2	Front Tyre	Wet-Soft	Rear Tyre	Wet-Soft	7 Laps at start	7 Laps at start	
8	1'46.383 *	24.361	25.798	31.161*	25.063	281.9	
9	1'49.145	30.731	25.069	28.967	24.378	280.5	
10	1'48.160	30.524	24.762	28.541	24.333	284.9	
11	1'46.748	29.994	24.308	28.442	24.004	283.4	
12	1'46.100	29.737	24.208	28.298	23.857	285.7	
13	1'45.853	29.484	24.115	28.309	23.945	285.7	
14	1'45.616 *	29.389	24.131	28.251*	23.845	285.7	
15	1'48.116	29.484	24.963	29.755	23.914	276.9	

21st 4 **Andrea DOVIZIOSO** YAMAHA ITA
Petronas Yamaha SRT

Runs=1 Total laps=16 Full laps=11

Run #	1	Front Tyre	Wet-Soft	Rear Tyre	Wet-Soft	New Tyre	New Tyre
1	2'37.363	23.970	27.548	32.583	25.658	270.6	
2	1'52.643	31.845	25.589	30.084	25.125	276.2	
3	1'50.089 *	31.447*	25.084*	29.179	24.379	281.9	
4	1'48.016	30.429	24.518	28.827	24.242	284.2	
5	1'53.317	31.794	25.319	32.162	24.042	252.9	
6	1'47.364	29.929	24.191	29.120	24.124	282.7	
7	1'41.304 P	29.919	24.317	29.147	17.921	279.7	

Fastest Lap: Johann ZARCO Pramac Racing FRA 1'42.374 28.840 23.060 27.525 22.949

These data/results cannot be reproduced, stored and/or transmitted in whole or in part by any manner of electronic, mechanical, photocopying, recording, broadcasting or otherwise now known or herein after developed without the previous express consent by the copyright owner, except for reproduction in daily press and regular printed publications on sale to the public within 60 days of the event related to those data/results and always provided that copyright symbol appears together as follows below.
© DORNA, 2021



Free Practice Nr. 1

MotoGP

Lap	Lap Time	T1	T2	T3	T4	Speed	Lap	Lap Time	T1	T2	T3	T4	Speed
Run # 2	Front Tyre	Wet-Soft	Rear Tyre	Wet-Soft									
7 Laps at start						7 Laps at start							
8	1'46.054	23.435	26.261	30.856	25.502	272.7	11	1'47.449	25.941	25.270	29.564	26.674	274.8
9	1'54.932	32.119	25.431	32.204	25.178	210.1	12	1'48.310	* 30.839	24.312*	28.937	24.222	278.3
10	1'50.629	31.381	24.825	29.508	24.915	277.6	13	1'52.074	* 30.235	24.206	33.581*	24.052	250.0
11	1'49.416	31.394	24.464	28.980	24.578	280.5	14	1'46.152	29.687	23.943	28.622	23.900	278.3
12	1'47.946	30.462	24.233	28.977	24.274	280.5							
13	1'47.278	30.216	24.436	28.720	23.906	282.7							
14	1'46.642	* 29.941	24.020*	28.689	23.992	282.7							
15	1'45.935	29.721	24.029	28.389	23.796	282.7							
16	1'45.881	29.527	23.867	28.483	24.004	282.7							

24th 32 Lorenzo SAVADORI APRILIA ITA
Aprilia Racing Team Gresini

Runs=3 Total laps=13 Full laps=4

Run # 1	Front Tyre	Wet-Soft	Rear Tyre	Wet-Soft								
New Tyre				New Tyre								
1	3'04.738	24.213	26.723	31.456	25.636	263.4						
2	1'51.490	31.710	25.111	29.962	24.707	274.1						
3	1'48.864	* 30.555*	24.597*	29.146	24.566	281.9						
4	1'51.989	* 30.275	24.365	30.335*	27.014	277.6						
5	1'46.966	29.640	24.092	28.984	24.250	281.9						
6	1'55.148	29.629	30.191	30.664	24.664	267.9						
7	1'43.283	P 29.621	24.447	29.965	19.250	276.2						

Run # 2	Front Tyre	Wet-Soft	Rear Tyre	Wet-Soft								
7 Laps at start						7 Laps at start						
8	1'45.004	24.778	25.640	29.834	24.752	274.8						
9	1'44.828	P 30.768	25.399	29.995	18.666	267.9						

Run # 3	Front Tyre	Wet-Soft	Rear Tyre	Wet-Soft								
9 Laps at start						9 Laps at start						
10	1'50.983	22.227	28.987	30.726	29.043	275.5						
11	1'56.118	* 30.226	24.837	30.659*	30.396	274.8						
12	1'47.111	29.763	24.386	28.873	24.089	276.9						
	unfinished	29.573	24.008									

22nd 30 Takaaki NAKAGAMI HONDA JPN
LCR Honda IDEMITSU

Runs=1 Total laps=18 Full laps=12

Run # 1	Front Tyre	Wet-Soft	Rear Tyre	Wet-Soft								
New Tyre				New Tyre								
1	2'34.051	23.393	27.696	31.526	25.707	257.1						
2	1'50.666	31.690	24.772	29.489	24.715	275.5						
3	1'59.391	* 30.828*	25.053*	36.944	26.566	121.8						
4	1'48.864	30.618	24.350	29.356	24.540	283.4						
5	1'54.155	* 30.201	24.473	32.846*	26.635	285.7						
6	1'48.633	30.500	24.429	29.303	24.401	283.4						
7	1'48.228	30.118	24.429	29.503	24.178	259.6						
8	1'53.859	P 33.799*	28.540	31.039	20.481	260.2						

Run # 2	Front Tyre	Wet-Soft	Rear Tyre	Wet-Soft								
8 Laps at start						8 Laps at start						
9	1'58.776	27.427	30.368	33.050	27.931	251.7						
10	1'52.276	32.037	25.301	29.583	25.355	281.9						
11	1'49.925	30.871	24.896	29.411	24.747	281.2						
12	1'48.418	30.304	24.414	29.220	24.480	281.2						
13	1'48.287	30.264	24.344	29.104	24.575	281.2						
14	1'47.775	30.224	24.273	28.899	24.379	284.9						
15	1'46.641	29.774	23.987	28.822	24.058	286.4						
16	1'57.491	35.820	25.665	31.029	24.977	237.8						
17	1'47.379	* 30.158	24.051	28.847*	24.323	284.2						
18	1'46.046	29.533	24.093	28.478	23.942	287.2						

23rd 33 Brad BINDER KTM RSA
Red Bull KTM Factory Racing

Runs=2 Total laps=14 Full laps=7

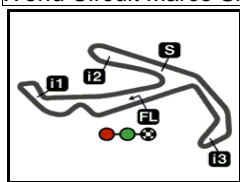
Run # 1	Front Tyre	Wet-Soft	Rear Tyre	Wet-Soft								
New Tyre				New Tyre								
1	2'19.858	23.458	26.727	31.723	25.717	248.8						
2	1'49.265	31.142	24.543	29.377	24.203	274.1						
3	16'01.065	P 29.955										

Run # 2	Front Tyre	Wet-Soft	Rear Tyre	Wet-Soft								
New Tyre				New Tyre								
4	1'54.500	25.414	30.567	32.166	26.353	240.0						
5	1'53.694	32.180	25.928	30.096	25.490	260.8						
6	1'51.523	31.139	25.620	29.817	24.947	262.7						
7	1'54.705	33.345	27.333	29.342	24.685	272.0						
8	1'48.881	30.463	24.560	29.214	24.644	272.7						
9	1'47.799	30.152	24.291	29.147	24.209	274.8						
10	1'47.572	P 30.032	25.730	32.663	19.147	244.8						

Fastest Lap: Johann ZARCO Pramac Racing FRA **1'42.374** 28.840 23.060 27.525 22.949

These data/results cannot be reproduced, stored and/or transmitted in whole or in part by any manner of electronic, mechanical, photocopying, recording, broadcasting or otherwise now known or herein after developed without the previous express consent by the copyright owner, except for reproduction in daily press and regular printed publications on sale to the public within 60 days of the event related to those data/results and always provided that copyright symbol appears together as follows below.
© DORNA, 2021





4226 m.

GP NOLAN DEL MADE IN ITALY E DELL'EMILIA-ROMAGNA

Free Practice Nr. 1

Best Partial Times

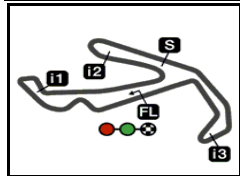
MotoGP™

IT Ideal Lap Time, sum of the best partial times*BT* Best Lap Time

T1			T2			T3			T4				
Pos	Rider	Time	Rider	Time	Rider	Time	Rider	Time	Pos	Rider	IT	BT	
1	F.MORBIDELLI	28.754	J.ZARCO	23.060	J.ZARCO	27.525	J.ZARCO	22.949	1	J.ZARCO	1'42.304	1'42.374 (1)	
2	F.BAGNAIA	28.768	F.BAGNAIA	23.305	J.MARTIN	27.871	J.MILLER	23.186	2	J.MILLER	1'43.755	1'43.999 (3)	
3	J.ZARCO	28.770	M.MARQUEZ	23.353	J.MILLER	27.922	M.MARQUEZ	23.244	3	M.MARQUEZ	1'43.791	1'43.791 (2)	
4	J.MIR	28.883	J.MILLER	23.428	M.OLIVEIRA	28.005	M.OLIVEIRA	23.322	4	F.BAGNAIA	1'43.858	1'44.183 (6)	
5	M.OLIVEIRA	28.940	I.LECUONA	23.501	A.RINS	28.042	I.LECUONA	23.336	5	J.MIR	1'43.944	1'44.513 (10)	
6	M.MARQUEZ	29.105	J.MIR	23.510	L.MARINI	28.047	M.PIRRO	23.353	6	M.OLIVEIRA	1'43.962	1'44.243 (7)	
7	D.PETRUCCI	29.129	D.PETRUCCI	23.532	J.MIR	28.089	J.MARTIN	23.363	7	J.MARTIN	1'44.041	1'44.041 (4)	
8	I.LECUONA	29.158	J.MARTIN	23.563	M.MARQUEZ	28.089	L.MARINI	23.414	8	F.MORBIDELLI	1'44.054	1'44.054 (5)	
9	L.MARINI	29.200	A.MARQUEZ	23.640	V.ROSSI	28.093	F.MORBIDELLI	23.415	9	I.LECUONA	1'44.277	1'44.405 (9)	
10	F.QUARTARARO	29.201	P.ESPARGARO	23.685	D.PETRUCCI	28.173	J.MIR	23.462	10	D.PETRUCCI	1'44.324	1'44.324 (8)	
11	J.MILLER	29.219	M.OLIVEIRA	23.695	F.MORBIDELLI	28.180	F.BAGNAIA	23.465	11	L.MARINI	1'44.388	1'44.575 (11)	
12	A.RINS	29.231	F.MORBIDELLI	23.705	A.MARQUEZ	28.233	D.PETRUCCI	23.490	12	V.ROSSI	1'44.751	1'44.751 (12)	
13	J.MARTIN	29.244	L.MARINI	23.727	M.PIRRO	28.251	V.ROSSI	23.548	13	M.PIRRO	1'44.865	1'44.888 (13)	
14	V.ROSSI	29.245	F.QUARTARARO	23.748	I.LECUONA	28.282	P.ESPARGARO	23.551	14	A.MARQUEZ	1'45.000	1'45.011 (14)	
15	A.MARQUEZ	29.253	M.VIÑALES	23.781	E.BASTIANINI	28.298	M.VIÑALES	23.654	15	A.RINS	1'45.011	1'45.221 (16)	
16	E.BASTIANINI	29.389	M.PIRRO	23.847	F.BAGNAIA	28.320	A.ESPARGARO	23.660	16	P.ESPARGAR	1'45.127	1'45.204 (15)	
17	M.VIÑALES	29.390	V.ROSSI	23.865	P.ESPARGARO	28.348	A.RINS	23.716	17	F.QUARTARAR	1'45.257	1'45.477 (18)	
18	M.PIRRO	29.414	A.DOVIZIOSO	23.867	A.DOVIZIOSO	28.389	F.QUARTARARO	23.778	18	M.VIÑALES	1'45.328	1'45.445 (17)	
19	A.ESPARGARO	29.432	A.ESPARGARO	23.913	T.NAKAGAMI	28.478	A.DOVIZIOSO	23.796	19	A.DOVIZIOSO	1'45.579	1'45.881 (21)	
20	A.DOVIZIOSO	29.527	B.BINDER	23.943	M.VIÑALES	28.503	E.BASTIANINI	23.845	20	E.BASTIANINI	1'45.647	1'45.853 (20)	
21	T.NAKAGAMI	29.533	T.NAKAGAMI	23.987	F.QUARTARARO	28.530	A.MARQUEZ	23.874	21	A.ESPARGAR	1'45.654	1'45.656 (19)	
22	P.ESPARGARO	29.543	A.RINS	24.022	B.BINDER	28.622	B.BINDER	23.900	22	T.NAKAGAMI	1'45.940	1'46.046 (22)	
23	L.SAVADORI	29.573	L.SAVADORI	24.092	A.ESPARGARO	28.649	T.NAKAGAMI	23.942	23	B.BINDER	1'46.152	1'46.152 (23)	
24	B.BINDER	29.687	E.BASTIANINI	24.115	L.SAVADORI	28.873	L.SAVADORI	24.089	24	L.SAVADORI	1'46.627	1'46.966 (24)	

These data/results cannot be reproduced, stored and/or transmitted in whole or in part by any manner of electronic, mechanical, photocopying, recording, broadcasting or otherwise now known or herein after developed without the previous express consent by the copyright owner, except for reproduction in daily press and regular printed publications on sale to the public within 60 days of the event related to those data/results and always provided that copyright symbol appears together as follows below.
© DORNA, 2021





4226 m.

MotoGP™

GP NOLAN DEL MADE IN ITALY E DELL'EMILIA-ROMAGNA

Free Practice Nr. 1

Fastest Laps Sequence

<i>Practice Time</i>	 <i>Rider</i>	<i>Nation</i>	<i>Motorcycle</i>	<i>Time</i>	<i>Km/h</i>	<i>Rider's Lap</i>
4'06.885	27 Iker LECUONA	SPA	KTM	1'49.084	139.4	2
5'13.767	43 Jack MILLER	AUS	DUCATI	1'48.179	140.6	2
5'53.581	27 Iker LECUONA	SPA	KTM	1'46.696	142.5	3
7'00.231	43 Jack MILLER	AUS	DUCATI	1'46.464	142.8	3
7'39.290	27 Iker LECUONA	SPA	KTM	1'45.709	143.9	4
7'41.445	88 Miguel OLIVEIRA	POR	KTM	1'45.539	144.1	4
8'45.258	43 Jack MILLER	AUS	DUCATI	1'45.027	144.8	4
9'25.870	88 Miguel OLIVEIRA	POR	KTM	1'44.425	145.6	5
11'57.220	63 Francesco BAGNAIA	ITA	DUCATI	1'44.406	145.7	6
12'13.907	43 Jack MILLER	AUS	DUCATI	1'43.999	146.2	6
38'01.064	5 Johann ZARCO	FRA	DUCATI	1'43.836	146.5	14
39'44.459	5 Johann ZARCO	FRA	DUCATI	1'43.395	147.1	15
41'27.546	5 Johann ZARCO	FRA	DUCATI	1'43.087	147.5	16
46'39.611	5 Johann ZARCO	FRA	DUCATI	1'42.374	148.6	19

These data/results cannot be reproduced, stored and/or transmitted in whole or in part by any manner of electronic, mechanical, photocopying, recording, broadcasting or otherwise now known or herein after developed without the previous express consent by the copyright owner, except for reproduction in daily press and regular printed publications on sale to the public within 60 days of the event related to those data/results and always provided that copyright symbol appears together as follows below.

© DORNA, 2021

Official MotoGP Timing by TISSOT
www.motogp.com

Misano Adriatico, Friday, October 22, 2021

