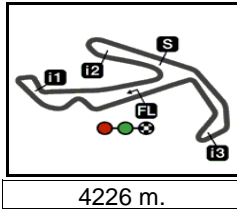



GP NOLAN DEL MADE IN ITALY E DELL'EMILIA-ROMAGNA**Free Practice Nr. 3****Classification****10**

4226 m.

	Rider	Nation	Team	Motorcycle	Time	Lap Total	Gap	Top Speed
1	5 Johann ZARCO	FRA	Pramac Racing	DUCATI	1'40.384	17 21		298.3
2	89 Jorge MARTIN	SPA	Pramac Racing	DUCATI	1'40.471	16 21	0.087 0.087	298.3
3	43 Jack MILLER	AUS	Ducati Lenovo Team	DUCATI	1'40.520	13 17	0.136 0.049	296.7
4	88 Miguel OLIVEIRA	POR	Red Bull KTM Factory Racing	KTM	1'40.832	13 21	0.448 0.312	290.3
5	93 Marc MARQUEZ	SPA	Repsol Honda Team	HONDA	1'40.855	13 18	0.471 0.023	291.8
6	44 PoI ESPARGARO	SPA	Repsol Honda Team	HONDA	1'40.925	21 23	0.541 0.070	292.6
7	21 Franco MORBIDELLI	ITA	Monster Energy Yamaha MotoGP	YAMAHA	1'40.942	16 19	0.558 0.017	286.4
8	41 Aleix ESPARGARO	SPA	Aprilia Racing Team Gresini	APRILIA	1'40.964	18 18	0.580 0.022	294.2
9	9 Danilo PETRUCCI	ITA	Tech 3 KTM Factory Racing	KTM	1'40.967	17 19	0.583 0.003	288.7
10	10 Luca MARINI	ITA	SKY VR46 Avintia	DUCATI	1'40.985	21 21	0.601 0.018	291.8
11	63 Francesco BAGNAIA	ITA	Ducati Lenovo Team	DUCATI	1'41.121	20 20	0.737 0.136	295.8
12	36 Joan MIR	SPA	Team SUZUKI ECSTAR	SUZUKI	1'41.129	20 20	0.745 0.008	290.3
13	51 Michele PIRRO	ITA	Ducati Lenovo Team	DUCATI	1'41.168	20 20	0.784 0.039	289.5
14	27 Iker LECUONA	SPA	Tech 3 KTM Factory Racing	KTM	1'41.236	22 22	0.852 0.068	288.7
15	20 Fabio QUARTARARO	FRA	Monster Energy Yamaha MotoGP	YAMAHA	1'41.275	21 22	0.891 0.039	288.7
16	33 Brad BINDER	RSA	Red Bull KTM Factory Racing	KTM	1'41.485	21 21	1.101 0.210	289.5
17	12 Maverick VIÑALES	SPA	Aprilia Racing Team Gresini	APRILIA	1'41.538	22 23	1.154 0.053	292.6
18	23 Enea BASTIANINI	ITA	Avintia Esponsorama	DUCATI	1'41.791	17 17	1.407 0.253	291.1
19	73 Alex MARQUEZ	SPA	LCR Honda CASTROL	HONDA	1'41.876	20 20	1.492 0.085	291.8
20	30 Takaaki NAKAGAMI	JPN	LCR Honda IDEMITSU	HONDA	1'41.888	22 23	1.504 0.012	292.6
21	42 Alex RINS	SPA	Team SUZUKI ECSTAR	SUZUKI	1'42.023	17 19	1.639 0.135	291.8
22	4 Andrea DOVIZIOSO	ITA	Petronas Yamaha SRT	YAMAHA	1'42.251	19 21	1.867 0.228	284.9
23	46 Valentino ROSSI	ITA	Petronas Yamaha SRT	YAMAHA	1'42.601	19 19	2.217 0.350	288.0
Not Classified								
	32 Lorenzo SAVADORI	ITA	Aprilia Racing Team Gresini	APRILIA				

Practice condition: **Wet**

Air: 15°

Humidity: 99%

Ground: 14°

Fastest Lap:	Lap: 17	Johann ZARCO	1'40.384	151.5 Km/h
Best Race Lap:	2021	Enea BASTIANINI	1'32.242	164.9 Km/h
All Time Lap Record:	2021	Francesco BAGNAIA	1'31.065	167.0 Km/h

The results are provisional until the end of the limit for protest and appeals.

Time limit for protest expires 30' after publication of the results - Time:

These data/results cannot be reproduced, stored and/or transmitted in whole or in part by any manner of electronic, mechanical, photocopying, recording, broadcasting or otherwise now known or herein after developed without the previous express consent by the copyright owner, except for reproduction in daily press and regular printed publications on sale to the public within 60 days of the event related to those data/results and always provided that copyright symbol appears together as follows below.

© DORNA, 2021

Official MotoGP Timing by TISSOT
www.motogp.com

Misano Adriatico, Saturday, October 23, 2021

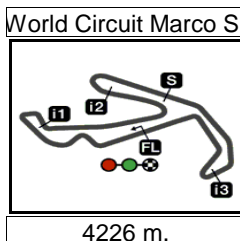


GP NOLAN DEL MADE IN ITALY E DELL'EMILIA-ROMAGNA


Free Practice Nr. 3

Combined Free Practice Times

11



4226 m.

		Rider	Nation	Team	MOTORCYCLE	FP1	FP2	FP3	Gap
1	5	J.ZARCO	FRA	Pramac Racing	DUCATI	1'42.374 19	1'42.232 19	1'40.384 17	
2	89	J.MARTIN	SPA	Pramac Racing	DUCATI	1'44.041 19	1'42.809 19	1'40.471 16	0.087 0.087
3	43	J.MILLER	AUS	Ducati Lenovo Team	DUCATI	1'43.999 6	1'41.305 10	1'40.520 13	0.136 0.049
4	88	M.OLIVEIRA	POR	Red Bull KTM Factory Racing	KTM	1'44.243 20	1'42.591 16	1'40.832 13	0.448 0.312
5	93	M.MARQUEZ	SPA	Repsol Honda Team	HONDA	1'43.791 20	1'42.883 6	1'40.855 13	0.471 0.023
6	44	P.ESPARGARO	SPA	Repsol Honda Team	HONDA	1'45.204 19	1'43.470 8	1'40.925 21	0.541 0.070
7	21	F.MORBIDELLI	ITA	Monster Energy Yamaha MotoGP	YAMAHA	1'44.054 13	1'43.585 18	1'40.942 16	0.558 0.017
8	41	A.ESPARGARO	SPA	Aprilia Racing Team Gresini	APRILIA	1'45.656 15	1'42.291 17	1'40.964 18	0.580 0.022
9	9	D.PETRUCCI	ITA	Tech 3 KTM Factory Racing	KTM	1'44.324 17	1'42.775 18	1'40.967 17	0.583 0.003
10	10	L.MARINI	ITA	SKY VR46 Avintia	DUCATI	1'44.575 15	1'42.601 16	1'40.985 21	0.601 0.018
11	63	F.BAGNAIA	ITA	Ducati Lenovo Team	DUCATI	1'44.183 17	1'42.669 5	1'41.121 20	0.737 0.136
12	36	J.MIR	SPA	Team SUZUKI ECSTAR	SUZUKI	1'44.513 16	1'42.842 11	1'41.129 20	0.745 0.008
13	51	M.PIRRO	ITA	Ducati Lenovo Team	DUCATI	1'44.888 13	1'43.413 6	1'41.168 20	0.784 0.039
14	27	I.LECUONA	SPA	Tech 3 KTM Factory Racing	KTM	1'44.405 16	1'42.576 8	1'41.236 22	0.852 0.068
15	20	F.QUARTARARO	FRA	Monster Energy Yamaha MotoGP	YAMAHA	1'45.477 20	1'43.097 9	1'41.275 21	0.891 0.039
16	33	B.BINDER	RSA	Red Bull KTM Factory Racing	KTM	1'46.152 14	1'43.237 20	1'41.485 21	1.101 0.210
17	12	M.VIÑALES	SPA	Aprilia Racing Team Gresini	APRILIA	1'45.445 16	1'43.679 16	1'41.538 22	1.154 0.053
18	23	E.BASTIANINI	ITA	Avintia Esponsorama	DUCATI	1'45.853 13	1'42.842 18	1'41.791 17	1.407 0.253
19	73	A.MARQUEZ	SPA	LCR Honda CASTROL	HONDA	1'45.011 18	1'42.879 12	1'41.876 20	1.492 0.085
20	30	T.NAKAGAMI	JPN	LCR Honda IDEMITSU	HONDA	1'46.046 18	1'44.075 21	1'41.888 22	1.504 0.012
21	42	A.RINS	SPA	Team SUZUKI ECSTAR	SUZUKI	1'45.221 18	1'42.944 18	1'42.023 17	1.639 0.135
22	4	A.DOVIZIOSO	ITA	Petronas Yamaha SRT	YAMAHA	1'45.881 16	1'44.643 10	1'42.251 19	1.867 0.228
23	46	V.ROSSI	ITA	Petronas Yamaha SRT	YAMAHA	1'44.751 14	1'43.789 19	1'42.601 19	2.217 0.350
24	32	L.SAVADORI	ITA	Aprilia Racing Team Gresini	APRILIA	1'46.966 5	1'42.615 17		2.231 0.014

Pole Position Record:	2021	Francesco BAGNAIA	1'31.065	167.0 Km/h
Best Race Lap:	2021	Enea BASTIANINI	1'32.242	164.9 Km/h
All Time Lap Record:	2021	Francesco BAGNAIA	1'31.065	167.0 Km/h

The results are provisional until the end of the limit for protest and appeals.

Time limit for protest expires 60' after publication of the results - Time:

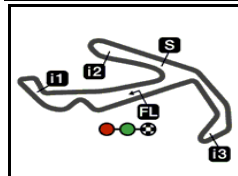
These data/results cannot be reproduced, stored and/or transmitted in whole or in part by any manner of electronic, mechanical, photocopying, recording, broadcasting or otherwise now known or herein after developed without the previous express consent by the copyright owner, except for reproduction in daily press and regular printed publications on sale to the public within 60 days of the event related to those data/results and always provided that copyright symbol appears together as follows below.

© DORNA, 2021

Official MotoGP Timing by TISSOT
www.motogp.com

Misano Adriatico, Saturday, October 23, 2021





4226 m.

GP NOLAN DEL MADE IN ITALY E DELL'EMILIA-ROMAGNA

Free Practice Nr. 3

Top Speed & Average

12



Rider	Nation	Motorcycle	Top 5 speeds					Average	Top
5 Johann ZARCO	FRA	DUCATI	298.3	296.7	296.7	295.8	295.0	296.3	298.3
89 Jorge MARTIN	SPA	DUCATI	298.3	298.3	297.5	296.7	296.7	297.5	298.3
43 Jack MILLER	AUS	DUCATI	296.7	295.0	295.0	295.0	295.0	295.3	296.7
63 Francesco BAGNAIA	ITA	DUCATI	295.8	295.0	294.2	294.2	292.6	294.4	295.8
41 Aleix ESPARGARO	SPA	APRILIA	294.2	292.6	292.6	291.8	291.1	292.2	294.2
12 Maverick VIÑALES	SPA	APRILIA	292.6	291.8	291.8	291.1	291.1	291.6	292.6
30 Takaaki NAKAGAMI	JPN	HONDA	292.6	292.6	291.1	290.3	290.3	291.4	292.6
44 Pol ESPARGARO	SPA	HONDA	292.6	291.1	291.1	291.1	290.3	291.0	292.6
10 Luca MARINI	ITA	DUCATI	291.8	291.1	291.1	290.3	290.3	290.8	291.8
42 Alex RINS	SPA	SUZUKI	291.8	291.1	290.3	290.3	290.3	290.6	291.8
73 Alex MARQUEZ	SPA	HONDA	291.8	291.8	291.8	291.1	291.1	291.4	291.8
93 Marc MARQUEZ	SPA	HONDA	291.8	291.1	290.3	289.5	289.5	290.2	291.8
23 Enea BASTIANINI	ITA	DUCATI	291.1	290.3	289.5	289.5	289.5	290.0	291.1
36 Joan MIR	SPA	SUZUKI	290.3	290.3	289.5	289.5	288.7	289.3	290.3
88 Miguel OLIVEIRA	POR	KTM	290.3	288.7	288.7	288.7	288.0	288.9	290.3
33 Brad BINDER	RSA	KTM	289.5	288.7	288.7	288.7	288.0	288.6	289.5
51 Michele PIRRO	ITA	DUCATI	289.5	288.7	288.7	288.0	288.0	288.4	289.5
9 Danilo PETRUCCI	ITA	KTM	288.7	288.0	288.0	287.2	286.4	287.1	288.7
20 Fabio QUARTARARO	FRA	YAMAHA	288.7	288.7	288.7	288.7	288.7	288.7	288.7
27 Iker LECUONA	SPA	KTM	288.7	288.0	288.0	288.0	287.2	287.7	288.7
46 Valentino ROSSI	ITA	YAMAHA	288.0	286.4	285.7	285.7	285.7	286.2	288.0
21 Franco MORBIDELLI	ITA	YAMAHA	286.4	286.4	286.4	286.4	286.4	286.4	286.4
4 Andrea DOVIZIOSO	ITA	YAMAHA	284.9	284.9	284.9	284.9	284.9	284.9	284.9
32 Lorenzo SAVADORI	ITA	APRILIA	265.3	260.8				263.1	265.3

These data/results cannot be reproduced, stored and/or transmitted in whole or in part by any manner of electronic, mechanical, photocopying, recording, broadcasting or otherwise now known or herein after developed without the previous express consent by the copyright owner, except for reproduction in daily press and regular printed publications on sale to the public within 60 days of the event related to those data/results and always provided that copyright symbol appears together as follows below.

© DORNA, 2021

Official MotoGP Timing by TISSOT
www.motogp.com



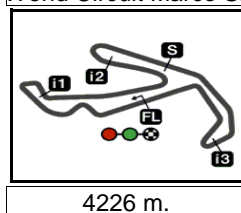
Misano Adriatico, Saturday, October 23, 2021

GP NOLAN DEL MADE IN ITALY E DELL'EMILIA-ROMAGNA

Free Practice Nr. 3

Chronological Analysis of Performances

13



4226 m.

* Lap / Sector time cancelled

T1 Time from finish line to 1st intermediate

T3 Time from 2nd intermed. to 3rd intermed.

P Crossing the finish line in pit lane

T2 Time from 1st intermed. to 2nd intermed.

T4 Time from 3rd intermediate to finish line

**Tyre data subject to further updates

Lap	Lap Time	T1	T2	T3	T4	Speed	Lap	Lap Time	T1	T2	T3	T4	Speed	
1st	5	Johann ZARCO DUCATI FRA						12	1'41.873	28.480	22.650	27.867	22.876	298.3
		Pramac Racing						13	1'41.532	28.398	22.824	27.704	22.606	296.7
							14	1'40.840	28.277	22.392	27.627	22.544	298.3	
							15	1'46.098 *	30.454 *	23.977	28.736	22.931	291.8	
							16	1'40.471	28.311	22.366	27.373	22.421	297.5	
							17	1'40.400 P	29.200 *	23.427	29.028 *	18.745	293.4	
Run # 1	Front Tyre	Wet-Medium	Rear Tyre	Wet-Soft			Run # 2	Front Tyre	Wet-Medium	Rear Tyre	Wet-Soft			
		9 Laps at start		9 Laps at start				11 Laps at start		New Tyre				
1	3'10.206	22.226	25.868	30.029	25.421	279.7	18	1'42.151	22.942	25.274	29.597	24.338	268.6	
2	1'47.335	30.678	24.021	28.650	23.986	291.1	19	1'43.762	29.543	23.587	27.701	22.931	295.0	
3	1'47.174 *	29.902 *	25.637	28.177	23.458	288.0	20	1'43.546	28.555	22.936	28.108	23.947	288.7	
4	1'43.289	29.006	23.310	27.709	23.264	292.6	21	1'45.394 *	28.377	22.548	28.626 *	25.843	295.0	
5	1'42.275	28.599	22.943	27.789	22.944	296.7								
6	1'42.000	28.602	22.790	27.656	22.952	294.2								
7	1'41.778	28.455	22.844	27.596	22.883	295.8								
8	1'41.364 *	28.324	22.603	27.479	22.958 *	298.3								
9	1'44.811 *	29.767 *	23.436	28.194	23.414	285.7								
10	1'41.398	28.436	22.562	27.407	22.993	296.7								
11	1'42.783 P	28.475	23.905	30.367	20.036	269.3								
Run # 2	Front Tyre	Wet-Medium	Rear Tyre	Wet-Soft			3rd	43	Jack MILLER DUCATI AUS					
		New Tyre		New Tyre				Ducati Lenovo Team						
12	1'42.449	22.797	25.519	29.375	24.758	280.5								
13	1'45.952	29.792	24.027	28.600	23.533	284.9								
14	1'42.904	28.821	23.251	27.627	23.205	292.6								
15	1'40.970	28.342	22.724	27.291	22.613	295.0								
16	1'40.729	28.190	22.494	27.401	22.644	294.2								
17	1'40.384	28.201	22.443	27.234	22.506	295.0								
18	2'00.521	32.957	23.699	39.735	24.130	253.5								
19	1'53.275	28.924	23.381	37.606	23.364	284.2								
20	1'45.906	28.431	24.515	29.358	23.602	279.0								
21	1'40.968	28.218	22.893	27.335	22.522	294.2								
Run # 1	Front Tyre	Wet-Soft	Rear Tyre	Wet-Soft			Run # 1	Front Tyre	Wet-Soft	Rear Tyre	Wet-Soft			
		New Tyre		6 Laps at start				New Tyre		New Tyre				
1	3'16.586	23.793	25.616	29.986	24.539	281.9	1	4'01.598	24.769	24.745	29.748	24.580	279.0	
2	1'45.730	29.705	23.632	28.570	23.823	288.7	2	1'45.646	30.076	23.571	28.264	23.735	292.6	
3	1'49.438 *	33.654 *	23.680	28.580	23.524	291.8	3	1'44.421 *	29.600 *	23.200	28.273	23.348	289.5	
4	1'43.653	29.302	23.217	27.976	23.158	292.6	4	1'42.571	28.937	22.848	27.852	22.934	294.2	
5	1'42.333	28.750	22.918	27.741	22.924	294.2	5	1'41.757	28.614	22.771	27.625	22.747	293.4	
6	1'42.399	28.771	22.775	27.814	23.039	294.2	6	1'46.542 *	32.585 *	22.989	28.012	22.956	288.7	
7	1'41.820	28.503	22.788	27.714	22.815	293.4	7	1'41.321	28.454	22.778	27.450	22.639	295.0	
8	1'44.769	30.500	22.963	28.323	22.983	280.5	8	1'41.203	28.384	22.515	27.609	22.695	295.0	
9	1'41.497	28.536	22.572	27.759	22.630	295.8	9	1'39.197 P	28.400	22.804	29.715 *	18.278	290.3	
10	1'41.261	28.369	22.574	27.728	22.590	296.7								
11	1'45.910 *	29.799 *	24.150	28.540	23.421	290.3								
Run # 2	Front Tyre	Wet-Medium	Rear Tyre	Wet-Soft			Run # 2	Front Tyre	Wet-Medium	Rear Tyre	Wet-Soft			
		16 Laps at start		9 Laps at start				16 Laps at start		9 Laps at start				
10	1'43.884	22.982	28.723	28.703	23.476	291.1	10	1'43.884	22.982	28.723	28.703	23.476	291.1	
11	1'42.600	28.900	23.204	27.706	22.790	295.0	11	1'42.600	28.900	23.204	27.706	22.790	295.0	
12	1'40.820	28.566	22.396	27.366	22.492	295.0	12	1'40.820	28.566	22.396	27.366	22.492	295.0	
13	1'40.520	28.322	22.421	27.329	22.448	295.0	13	1'40.520	28.322	22.421	27.329	22.448	295.0	
14	1'49.726	28.352	24.317	34.039	23.018	243.2	14	1'49.726	28.352	24.317	34.039	23.018	243.2	
15	1'49.575	32.896	25.040	28.685	22.954	271.3	15	1'49.575	32.896	25.040	28.685	22.954	271.3	
16	1'41.716	28.345	22.519	28.386	22.466	272.7	16	1'41.716	28.345	22.519	28.386	22.466	272.7	
17	1'40.557	28.353	22.436	27.255	22.513	296.7	17	1'40.557	28.353	22.436	27.255	22.513	296.7	
4th	88	Miguel OLIVEIRA KTM POR												
		Red Bull KTM Factory Racing												
Run # 1	Front Tyre	Wet-Soft	Rear Tyre	Wet-Soft			Run # 1	Front Tyre	Wet-Soft	Rear Tyre	Wet-Soft			
		New Tyre		4 Laps at start				New Tyre		4 Laps at start				
1	2'15.880	23.417	26.140	30.322	24.940	271.3	1	2'15.880	23.417	26.140	30.322	24.940	271.3	
2	1'46.793	30.003	24.140	28.743	23.907	281.9	2	1'46.793	30.003	24.140	28.743	23.907	281.9	

Fastest Lap: Johann ZARCO Pramac Racing FRA **1'40.384** 28.201 22.443 27.234 22.506

These data/results cannot be reproduced, stored and/or transmitted in whole or in part by any manner of electronic, mechanical, photocopying, recording, broadcasting or otherwise now known or herein after developed without the previous express consent by the copyright owner, except for reproduction in daily press and regular printed publications on sale to the public within 60 days of the event related to those data/results and always provided that copyright symbol appears together as follows below.
© DORNA, 2021



Free Practice Nr. 3

MotoGP

Lap	Lap Time	T1	T2	T3	T4	Speed	Lap	Lap Time	T1	T2	T3	T4	Speed			
3	1'45.056	29.334	23.610	28.627	23.485	284.9	4	1'47.763 *	30.441*	24.111	28.985	24.226	280.5			
4	1'44.366 *	29.319*	23.578	28.265	23.204	281.9	5	1'44.272	29.368	23.366	28.275	23.263	291.1			
5	1'42.800	28.862	23.166	27.792	22.980	284.9	6	1'44.484	29.064	23.314	28.347	23.759	284.9			
6	1'41.952	28.411	22.871	27.937	22.733	284.9	7	1'47.334	31.690	23.693	28.623	23.328	284.2			
7	1'47.730 *	32.148*	23.665	28.303	23.614	283.4	8	1'43.029	28.899	23.081	28.093	22.956	291.1			
8	1'41.545	28.444	22.829	27.551	22.721	288.7	9	1'46.280 *	30.706*	23.762	28.434	23.378	286.4			
9	1'45.573 *	30.827*	23.495	28.304	22.947	285.7	10	1'42.434	28.713	22.861	28.024	22.836	291.1			
10	1'41.739 *	28.344	22.831	27.861*	22.703	288.0	11	1'42.142	28.507	22.947	27.873	22.815	288.7			
11	1'45.154 *	29.707*	23.599	28.655	23.193	279.7	12	1'41.633	28.535	22.726	27.720	22.652	292.6			
12	1'41.137	28.261	22.774	27.533	22.569	288.7	13	1'43.857 P	30.937*	24.616	29.958	18.346	269.3			
13	1'40.832	28.186	22.552	27.622	22.472	290.3	Run # 2						Front Tyre	Wet-Medium	Rear Tyre	Wet-Soft
14	10'00.313 P	28.098	22.711	27.658	8'41.846	288.7							18 Laps at start		3 Laps at start	

Run #	2	Front Tyre	Wet-Medium	Rear Tyre	Wet-Soft	New Tyre
15	1'46.600	23.800	26.918	31.357	24.525	233.7
16	1'47.380	29.988	24.002	28.505	24.885	284.2
17	1'44.001	29.312	23.257	27.973	23.459	287.2
18	1'43.002	28.653	23.241	28.023	23.085	286.4
19	1'41.418	28.230	22.855	27.478	22.855	286.4
20	1'46.959 *	32.901*	23.354	27.702	23.002	287.2
21	1'43.204	28.280	23.056	28.699	23.169	237.8

5th **93** **Marc MARQUEZ** HONDA SPA
Repsol Honda Team

14	1'51.362	26.366	25.654	30.920	28.422	256.5
15	1'47.872	29.917	25.167	28.735	24.053	284.2
16	1'47.225	28.998	25.785	28.931	23.511	281.2
17	1'43.174	28.852	23.496	27.883	22.943	290.3
18	1'41.827	28.532	22.741	27.865	22.689	290.3
19	1'41.766	28.318	22.819	27.889	22.740	287.2
20	1'41.456	28.406	22.665	27.837	22.548	287.2
21	1'40.925	28.298	22.594	27.578	22.455	290.3
22	1'58.275 *	32.474*	24.727	31.699*	29.375	254.7
23	1'58.262 *	31.630*	25.433	34.122	27.077	213.8

7th **21** **Franco MORBIDELLI** YAMAHA ITA
Monster Energy Yamaha MotoGP

Run #	1	Front Tyre	Wet-Medium	Rear Tyre	Wet-Soft	New Tyre
1	2'34.176	23.212	26.047	30.689	25.000	266.0
2	1'47.845	30.820	24.114	29.037	23.874	281.9
3	1'45.226	29.625	23.557	28.445	23.599	284.2
4	1'45.721 *	30.140*	23.402	28.690	23.489	288.7
5	1'42.305	28.926	22.822	27.762	22.795	289.5
6	1'42.029	28.696	22.694	27.920	22.719	289.5
7	1'41.331	28.420	22.706	27.630	22.575	291.1
8	1'46.066 P	29.551	27.955	29.843	18.717	265.3

Run #	2	Front Tyre	Wet-Medium	Rear Tyre	Wet-Soft	New Tyre
9	1'39.784	22.258	24.573	28.979	23.974	280.5
10	1'44.054	29.163	23.075	28.486	23.330	284.9
11	1'42.288	28.703	22.787	27.949	22.849	289.5
12	1'41.315	28.380	22.570	27.763	22.602	290.3
13	1'40.855	28.279	22.417	27.645	22.514	289.5
14	1'47.988	29.849	24.640	29.855	23.644	260.8
15	1'42.432	28.473	22.742	28.108	23.109	288.0
16	1'53.250	28.332	23.494	33.188	28.236	193.8
17	1'49.130 *	31.971*	23.601	30.573	22.985	241.0
18	1'41.031	28.348	22.447	27.717	22.519	291.8

6th **44** **PoI ESPARGARO** HONDA SPA
Repsol Honda Team

Run #	1	Front Tyre	Wet-Soft	Rear Tyre	Wet-Soft	New Tyre
1	2'44.108	28.019	26.950	30.916	25.369	257.1
2	1'50.044	30.096	26.754	29.214	23.980	270.6
3	1'47.087	29.503	24.520	29.146	23.918	270.6
4	1'44.674 *	29.244*	23.592	28.401	23.437	279.7
5	1'43.810	28.726	23.506	28.183	23.395	283.4
6	1'43.424	28.715	23.401	28.199	23.109	284.2
7	1'53.805	31.128	26.990	31.828	23.859	207.6
8	1'43.033	28.575	23.331	27.893	23.234	286.4
9	1'51.095 P	29.337*	30.993	31.665	19.100	238.9

Run #	2	Front Tyre	Wet-Soft	Rear Tyre	Wet-Soft	New Tyre
10	1'41.606	23.023	25.038	29.326	24.219	281.2
11	1'44.057	28.944	23.639	28.078	23.396	282.7
12	1'43.045	28.512	23.555	27.841	23.137	286.4
13	1'42.041 *	28.362	23.015	27.824*	22.840	284.9
14	1'41.436	28.122	22.842	27.488	22.984	286.4
15	1'58.135 *	35.507*	30.134	29.078	23.416	279.0
16	1'40.942	28.060	22.816	27.368	22.698	286.4
17	1'54.127	31.137	24.219	34.427	24.344	162.4
18	1'43.322	29.374	23.244	27.775	22.929	285.7
19	1'48.823	28.170	24.669	32.362	23.622	165.1
	PIT	28.030	22.822	27.714	24.574	286.4

Run #	1	Front Tyre	Wet-Medium	Rear Tyre	Wet-Soft	New Tyre
1	2'21.866	23.833	26.247	31.676	25.338	267.9
2	1'50.767	31.086	24.513	30.841	24.327	255.9
3	1'46.265	29.960	23.860	28.708	23.737	284.9

Fastest Lap: Johann ZARCO Pramac Racing FRA **1'40.384** 28.201 22.443 27.234 22.506

These data/results cannot be reproduced, stored and/or transmitted in whole or in part by any manner of electronic, mechanical, photocopying, recording, broadcasting or otherwise now known or herein after developed without the previous express consent by the copyright owner, except for reproduction in daily press and regular printed publications on sale to the public within 60 days of the event related to those data/results and always provided that copyright symbol appears together as follows below.
© DORNA, 2021



Free Practice Nr. 3

MotoGP

Lap	Lap Time	T1	T2	T3	T4	Speed	Lap	Lap Time	T1	T2	T3	T4	Speed	
8th	41	Aleix ESPARGARO				APRILIA	SPA	Run # 1	Front Tyre	Wet-Medium	Rear Tyre	Wet-Soft		
		Aprilia Racing Team Gresini							16 Laps at start				4 Laps at start	
							1	2'48.015	29.234	31.376	32.662	25.669	237.8	
							2	1'49.738	31.500	24.596	29.645	23.997	268.6	
							3	1'45.784	29.674	23.717	28.548	23.845	276.9	
							4	1'44.755 *	29.326*	23.621	28.309	23.499	274.1	
							5	1'44.985	29.053	23.442	28.339	24.151	268.6	
							6	1'43.071	28.663	23.207	27.870	23.331	288.0	
							7	1'56.335	35.015	28.194	29.381	23.745	274.1	
							8	1'42.541 *	28.472	23.148	27.627	23.294*	291.1	
							9	1'44.020 *	29.616*	23.370	28.077	22.957	289.5	
							10	1'42.300	28.472	23.104	27.624	23.100	291.1	
							11	1'41.511	28.261	22.759	27.613	22.878	291.8	
							12	1'46.198 P	35.497*	23.773	28.657	18.271	283.4	
							Run # 2	Front Tyre	Wet-Medium	Rear Tyre	Wet-Soft			
								New Tyre				New Tyre		
							10	1'43.485	23.178	25.692	29.971	24.644	276.9	
							11	1'46.307	29.969	23.833	28.734	23.771	285.7	
							12	1'43.990	29.029	23.371	28.305	23.285	291.1	
							13	1'42.925	28.798	23.053	27.985	23.089	292.6	
							14	1'42.260	28.619	22.723	27.986	22.932	291.1	
							15	1'46.271 *	28.533	22.750	29.051*	25.937	290.3	
							16	2'07.021 *	28.658	29.534	37.797*	31.032	181.2	
							17	1'42.089	28.668	22.768	27.846	22.807	292.6	
							18	1'40.964	28.186	22.580	27.591	22.607	291.8	
							13	1'41.018	22.313	25.029	29.408	24.268	272.0	
							14	1'44.458	29.380	23.543	28.282	23.253	284.9	
							15	1'43.113	28.704	23.383	27.949	23.077	286.4	
							16	1'42.144	28.506	23.025	27.708	22.905	290.3	
							17	1'42.051	28.489	22.961	27.752	22.849	289.5	
							18	1'44.777	28.381	23.834	29.340	23.222	279.7	
							19	1'41.366	28.253	22.678	27.597	22.838	290.3	
							20	1'44.293	28.191	22.715	29.075	24.312	288.7	
							21	1'40.985	28.164	22.647	27.450	22.724	290.3	

9th	9	Danilo PETRUCCI				KTM	ITA	
		Tech 3 KTM Factory Racing						
		Run # 1	Front Tyre	Wet-Medium	Rear Tyre	Wet-Soft		
			12 Laps at start			11 Laps at start		
		1	2'47.703	23.088	24.862	30.595	25.220	279.7
		2	1'47.045 *	29.964	23.991	29.175*	23.915	278.3
		3	1'45.754	29.231	23.906	28.646	23.971	280.5
		4	1'47.504 *	29.303*	25.879	28.409	23.913	273.4
		5	1'44.236	29.139	23.373	28.321	23.403	286.4
		6	1'54.018	31.920	30.188	28.610	23.300	285.7
		7	1'44.407	28.901	23.158	29.181	23.167	278.3
		8	1'41.996 *	28.443	22.878	27.702	22.973*	288.0
		9	1'41.933	28.379	23.010	27.607	22.937	288.0
		10	1'41.575	28.246	22.910	27.592	22.827	288.7
		11	1'38.740 P	28.209	23.503	28.990	18.038	284.2
		Run # 2	Front Tyre	Wet-Medium	Rear Tyre	Wet-Soft		
			New Tyre			New Tyre		
		12	1'40.958	21.163	27.073	28.716	24.006	282.7
		13	1'43.386	28.903	23.505	27.731	23.247	286.4
		14	1'42.295	28.609	23.197	27.406	23.083	285.7
		15	1'41.594	28.323	22.985	27.406	22.880	285.7
		16	1'41.416	28.099	22.852	27.502	22.963	286.4
		17	1'40.967	28.155	22.786	27.311	22.715	286.4
		18	1'41.641	28.243	22.718	27.709	22.971	286.4
		19	1'40.968	28.153	22.803	27.299	22.713	287.2

11th	63	Francesco BAGNAIA				DUCATI	ITA	
		Ducati Lenovo Team						
		Run # 1	Front Tyre	Wet-Medium	Rear Tyre	Wet-Soft		
			21 Laps at start			17 Laps at start		
		1	4'51.336	25.940	25.251	29.636	24.218	274.8
		2	1'45.706 *	30.120*	23.676	28.480	23.430	288.0
		3	1'43.284	28.900	23.173	28.066	23.145	288.7
		4	1'42.443	28.601	23.010	27.878	22.954	291.1
		5	1'42.961	28.505	23.093	27.958	23.405	294.2
		6	1'44.148	29.925	23.108	28.150	22.965	287.2
		7	1'41.656 *	28.417	22.816	27.503	22.920*	294.2
		8	1'42.463	28.448	23.589	27.705	22.721	292.6
		9	1'41.502	28.364	22.680	27.703	22.755	295.0
		10	1'41.160	28.309	22.596	27.562	22.693	295.8
		11	1'42.806 P	31.217*	23.958	29.368	18.263	268.6
		Run # 2	Front Tyre	Wet-Medium	Rear Tyre	Wet-Soft		
			New Tyre			New Tyre		
		12	1'43.144	22.431	27.101	29.504	24.108	282.7
		13	1'44.557	29.632	23.353	28.165	23.407	288.7
		14	1'42.629	28.712	22.997	27.980	22.940	291.1
		15	1'41.988	28.566	22.854	27.728	22.840	291.1
		16	1'41.731	28.364	22.820	27.579	22.968	291.1
		17	1'56.925	28.470	28.977	35.577	23.901	225.0
		18	1'41.241	28.363	22.755	27.475	22.648	291.8
		19	1'41.410	28.208	22.859	27.685	22.658	291.1
		20	1'41.121	28.200	22.616	27.607	22.698	291.1

10th	10	Luca MARINI				DUCATI	ITA
		SKY VR46 Avintia					

Fastest Lap:	Johann ZARCO	Pramac Racing	FRA	1'40.384	28.201	22.443	27.234	22.506
---------------------	--------------	---------------	-----	-----------------	--------	--------	--------	--------

These data/results cannot be reproduced, stored and/or transmitted in whole or in part by any manner of electronic, mechanical, photocopying, recording, broadcasting or otherwise now known or herein after developed without the previous express consent by the copyright owner, except for reproduction in daily press and regular printed publications on sale to the public within 60 days of the event related to those data/results and always provided that copyright symbol appears together as follows below.
© DORNA, 2021



Free Practice Nr. 3

MotoGP

Lap	Lap Time	T1	T2	T3	T4	Speed	Lap	Lap Time	T1	T2	T3	T4	Speed
12th	36	Joan MIR					SPA						
Team SUZUKI ECSTAR													
Run #	1	Front Tyre	Wet-Medium	Rear Tyre	Wet-Soft		Run #	1	Front Tyre	Wet-Medium	Rear Tyre	Wet-Soft	
			11 Laps at start		5 Laps at start					13 Laps at start		13 Laps at start	
1	2'04.860	23.496	25.995	29.913	25.039	278.3	1	2'10.184	22.272	25.025	29.876	24.417	277.6
2	1'46.799	30.026	24.242	28.710	23.821	284.9	2	1'45.633	29.560	23.704	28.914	23.455	283.4
3	1'44.566	29.292	23.717	28.163	23.394	285.7	3	1'44.027	29.254	23.305	28.131	23.337	284.9
4	1'44.196 *	29.138*	23.529	28.165	23.364	286.4	4	1'43.493 *	29.004*	23.281	28.056	23.152	283.4
5	1'43.306	28.771	23.374	27.949	23.212	286.4	5	1'42.766	28.676	23.107	28.016	22.967	284.2
6	1'42.842	28.710	23.272	27.768	23.092	287.2	6	1'42.455	28.492	23.164	27.927	22.872	284.9
7	1'42.143	28.591	23.018	27.531	23.003	288.0	7	1'42.690 *	29.135*	23.069	27.702	22.784	286.4
8	1'42.050	28.357	22.961	27.676	23.056	288.0	8	1'41.786	28.543	22.865	27.711	22.667	288.0
9	1'41.295	28.146	22.904	27.419	22.826	288.7	9	1'42.371 *	28.291*	22.991	28.038	23.051	285.7
10	1'44.593	28.963	24.012	28.342	23.276	284.2	10	1'41.821	28.465	22.927	27.672	22.757	287.2
11	1'42.194 P	28.348	23.109	31.760*	18.977	288.0	11	1'41.718	28.375	22.939	27.748	22.656	288.7
Run #	2	Front Tyre	Wet-Medium	Rear Tyre	Wet-Soft		Run #	2	Front Tyre	Wet-Medium	Rear Tyre	Wet-Soft	
			22 Laps at start		16 Laps at start					New Tyre		New Tyre	
12	1'37.674	21.638	24.292	28.027	23.717	287.2	14	1'53.551	26.369	25.656	31.420	30.106	246.5
13	1'44.009	28.600	24.540	27.571	23.298	288.0	15	1'45.469	29.572	23.799	28.283	23.815	279.7
14	1'42.226	28.273	23.059	27.788	23.106	288.7	16	1'43.508	29.397	23.265	27.813	23.033	286.4
15	1'41.732	28.218	22.985	27.755	22.774	288.7	17	1'41.724	28.412	22.965	27.591	22.756	287.2
16	1'41.164	28.210	22.752	27.445	22.757	290.3	18	1'41.364	28.309	22.790	27.580	22.685	287.2
17	1'42.752	28.388	23.449	27.903	23.012	288.7	19	1'46.360	28.391	22.780	31.270	23.919	208.4
18	1'43.555 *	28.159	22.725	28.352*	24.319	289.5	20	1'46.518	28.490	22.764	27.733	27.531	287.2
19	1'42.531 *	28.175	22.798	28.695*	22.863	289.5	21	1'59.150 *	34.355*	23.914	29.155	31.726	284.2
20	1'41.129	27.992	22.743	27.732	22.662	290.3	22	1'41.236	28.410	22.713	27.464	22.649	288.0
							PIT 40.460 28.047 35.103 19.213 222.2						
13th	51	Michele PIRRO					ITA						
Ducati Lenovo Team													
Run #	1	Front Tyre	Wet-Medium	Rear Tyre	missing data		Run #	1	Front Tyre	Wet-Medium	Rear Tyre	Wet-Soft	
			6 Laps at start		Laps at start					9 Laps at start		9 Laps at start	
1	2'26.882	23.199	25.405	30.485	24.353	262.1	1	2'59.621	22.746	26.088	30.261	25.514	278.3
2	1'50.776	29.627	27.907	29.650	23.592	272.7	2	1'46.891	30.086	24.095	28.757	23.953	280.5
3	1'44.999	29.349	23.802	28.513	23.335	284.9	3	1'44.901	29.463	23.611	28.264	23.563	283.4
4	1'44.419 *	29.157*	23.622	28.353	23.287	284.2	4	1'43.562	28.787	23.258	28.060	23.457	286.4
5	1'49.559	31.023	26.968	28.366	23.202	279.7	5	1'43.885	28.649	23.346	28.408	23.482	286.4
6	1'42.547	28.827	22.978	27.841	22.901	287.2	6	1'43.022	28.607	23.279	27.878	23.258	287.2
7	1'41.895	28.527	22.867	27.808	22.693	287.2	7	1'42.449	28.549	23.039	27.759	23.102	286.4
8	12'43.216 P	28.427	22.796	27.785	11'24.208	287.2	8	1'42.832	28.570	23.093	27.886	23.283	285.7
Run #	2	Front Tyre	missing data	Rear Tyre	missing data		9	1'54.700 *	36.492*	25.647	28.815	23.746	276.2
			Laps at start		Laps at start					23 Laps at start		23 Laps at start	
9	1'52.096	28.070	29.710	30.042	24.274	254.7	10	1'44.578	28.470	23.083	29.277	23.748	283.4
10	1'44.948	29.672	23.668	28.251	23.357	285.7	11	1'42.035	28.401	22.894	27.653	23.087	288.7
11	1'43.906	29.045	23.357	28.159	23.345	288.0	12	1'42.125	28.464	22.903	27.696	23.062	288.7
12	1'42.671	28.618	22.972	28.043	23.038	284.9	13	1'41.898	28.336	23.036	27.660	22.866	286.4
13	1'42.035	28.555	22.891	27.797	22.792	288.0	14	1'43.276 P	32.374*	23.474	28.739	18.689	285.7
14	1'41.481	28.419	22.694	27.676	22.692	289.5	Run #	2	Front Tyre	Wet-Medium	Rear Tyre	Wet-Soft	
15	1'42.148	28.417	22.509	28.278	22.944	288.0				23 Laps at start		23 Laps at start	
16	1'41.556	28.420	22.549	27.731	22.856	288.7	15	1'39.195	22.608	24.168	28.637	23.782	283.4
17	1'41.479	28.375	22.487	27.867	22.750	288.0	16	1'42.413	28.691	23.060	27.723	22.939	288.7
18	1'42.051	28.216	22.533	28.091	23.211	284.9	17	1'42.010	28.529	22.933	27.733	22.815	288.0
19	1'41.961	28.727	22.672	27.862	22.700	284.9							
20	1'41.168	28.374	22.566	27.670	22.558	288.7							

Fastest Lap: Johann ZARCO Pramac Racing FRA **1'40.384** 28.201 22.443 27.234 22.506

These data/results cannot be reproduced, stored and/or transmitted in whole or in part by any manner of electronic, mechanical, photocopying, recording, broadcasting or otherwise now known or herein after developed without the previous express consent by the copyright owner, except for reproduction in daily press and regular printed publications on sale to the public within 60 days of the event related to those data/results and always provided that copyright symbol appears together as follows below.
© DORNA, 2021

Official MotoGP Timing by TISSOT
www.motogp.com



Free Practice Nr. 3

MotoGP

Lap	Lap Time	T1	T2	T3	T4	Speed	Lap	Lap Time	T1	T2	T3	T4	Speed
18	1'41.471	28.320	22.755	27.501	22.895	288.7	15	1'45.808	30.049	23.349	28.562	23.848	288.7
19	1'48.021 *	32.929*	23.851	28.126	23.115	284.9	16	1'43.372	28.964	23.265	27.988	23.155	292.6
20	1'48.262	28.292	22.924	33.835	23.211	279.7	17	1'42.699	28.852	22.978	27.966	22.903	291.8
21	1'41.275	28.297	22.798	27.468	22.712	288.7	18	1'42.001	28.579	22.931	27.784	22.707	291.8
22	1'57.922	28.311	33.152	31.893	24.566	251.1	19	1'41.771	28.566	22.785	27.675	22.745	291.1
							20	1'44.340	28.473	22.776	28.018	25.073	290.3
							21	1'41.632	28.414	22.842	27.694	22.682	291.1
							22	1'41.538	28.306	22.727	27.711	22.794	291.1
							23	1'50.919	28.329	28.251	29.882	24.457	274.1

16th 33 Brad BINDER KTM RSA
Red Bull KTM Factory Racing

Run #	1	Front Tyre	Wet-Soft	Rear Tyre	Wet-Soft	
		13 Laps at start			13 Laps at start	
1	2'20.610	23.879	26.541	31.189	26.037	254.1
2	1'50.347	31.514	24.642	29.606	24.585	274.8
3	1'46.990	30.158	24.045	28.822	23.965	276.9
4	1'47.494 *	30.163*	24.468	28.905	23.958	282.7
5	1'45.067	29.226	23.702	28.487	23.652	284.2
6	1'44.473	28.979	23.513	28.501	23.480	279.7
7	1'43.516	28.925	23.351	28.108	23.132	287.2
8	1'43.189	28.607	23.183	28.240	23.159	289.5
9	1'42.727	28.501	23.318	27.884	23.024	288.7
10	1'43.557 *	28.682	22.998	28.378*	23.499	287.2
11	1'42.631	28.605	23.023	27.953	23.050	286.4
12	1'45.108 P	31.544*	26.225	28.557	18.782	280.5

Run #	2	Front Tyre	Wet-Medium	Rear Tyre	Wet-Soft	
		12 Laps at start			11 Laps at start	
13	1'40.220	21.963	24.732	29.304	24.221	274.8
14	1'44.860	29.655	23.576	28.167	23.462	284.2
15	1'42.846	28.874	23.180	27.784	23.008	288.0
16	1'41.782	28.421	22.759	27.719	22.883	288.0
17	1'41.719	28.373	22.944	27.598	22.804	288.7
18	1'41.623	28.296	22.808	27.772	22.747	284.9
19	1'54.197	28.231	28.842	33.822	23.302	252.9
20	1'46.201	29.213	24.760	29.101	23.127	274.8
21	1'41.485	28.362	22.824	27.541	22.758	288.7

17th 12 Maverick VIÑALES APRILIA SPA
Aprilia Racing Team Gresini

Run #	1	Front Tyre	Wet-Medium	Rear Tyre	Wet-Medium	
		7 Laps at start			3 Laps at start	
1	2'40.924	24.605	28.450	31.913	25.980	274.1
2	1'51.697	31.710	25.154	30.041	24.792	280.5
3	1'51.311 *	30.664	24.799	30.994*	24.854	281.9
4	1'48.649 *	30.854*	24.319	29.401	24.075	288.7
5	1'46.865	29.794	23.931	28.981	24.159	289.5
6	1'46.057	29.823	23.830	28.885	23.519	286.4
7	1'40.514 P	29.236	23.345	29.420	18.513	284.9

Run #	2	Front Tyre	Wet-Medium	Rear Tyre	Wet-Soft	
		14 Laps at start			New Tyre	
8	1'41.369	22.640	25.447	29.188	24.094	287.2
9	1'46.220	29.558	24.065	28.700	23.897	287.2
10	1'46.423 *	29.380	23.410	29.611*	24.022	288.0
11	1'43.949 *	29.047	23.196	28.405*	23.301	289.5
12	1'43.242	28.840	23.126	28.144	23.132	290.3
13	1'42.952	28.861	23.072	28.017	23.002	289.5
14	1'42.706	28.711	22.942	27.970	23.083	289.5

18th 23 Enea BASTIANINI DUCATI ITA
Avintia Esponsorama

Run #	1	Front Tyre	Wet-Soft	Rear Tyre	Wet-Soft	
		15 Laps at start			6 Laps at start	
1	2'44.739	24.284	27.091	31.017	25.313	262.7
2	1'48.569	30.378	24.640	29.241	24.310	281.9
3	1'48.477	30.162	24.199	28.612	25.504	281.2
4	1'45.762 *	29.743*	23.875	28.365	23.779	281.9
5	1'44.603	29.267	23.580	28.120	23.636	287.2
6	1'44.083	28.947	23.647	28.056	23.433	288.7
7	1'52.398	28.900	26.244	31.969	25.285	239.4
8	1'44.939 *	29.118	23.759	28.067	23.995*	284.9
9	1'43.399	28.837	23.406	27.806	23.350	290.3
10	1'43.225	28.573	23.320	28.067	23.265	289.5
11	1'42.816	28.660	23.196	27.790	23.170	289.5
12	1'43.069 P	31.249*	24.128	28.817*	18.875	284.9

Run #	2	Front Tyre	Wet-Medium	Rear Tyre	Wet-Soft		
		New Tyre		New Tyre			
13	1'40.955	22.652	24.999	29.319	23.985	275.5	
14	1'46.981	29.103	25.010	28.383	24.485	283.4	
15	1'42.606	28.738	23.083	27.620	23.165	288.7	
16	1'42.157	28.568	22.970	27.649	22.970	291.1	
17	1'41.791	28.367	22.962	27.592	22.870	289.5	
		PIT	28.254	25.607	28.677	18.510	287.2

19th 73 Alex MARQUEZ HONDA SPA
LCR Honda CASTROL

Run #	1	Front Tyre	Wet-Medium	Rear Tyre	Wet-Soft	
		11 Laps at start			7 Laps at start	
1	2'20.197	23.329	26.673	31.284	25.969	267.9
2	1'49.874	31.477	24.338	29.641	24.418	273.4
3	1'46.854	29.937	24.067	28.836	24.014	287.2
4	1'45.518 *	29.772*	23.635	28.355	23.756	288.0
5	1'44.096	29.109	23.270	28.257	23.460	291.1
6	1'43.651	29.031	23.048	27.983	23.589	290.3
7	1'44.659	29.035	23.193	28.373	24.058	288.0
8	1'43.230	28.873	23.160	27.937	23.260	291.1
9	1'43.192	28.861	23.071	27.823	23.437	291.1
10	1'43.322 *	28.711	22.879	28.012*	23.720	291.8
11	1'42.275	28.642	22.932	27.584	23.117	291.1
12	1'41.807 P	31.126*	24.017	28.791	17.873	281.2

Run #	2	Front Tyre	Wet-Medium	Rear Tyre	Wet-Soft	
		23 Laps at start			19 Laps at start	
13	1'42.254	22.211	26.275	29.443	24.325	281.9

Fastest Lap: Johann ZARCO Pramac Racing FRA 1'40.384 28.201 22.443 27.234 22.506

These data/results cannot be reproduced, stored and/or transmitted in whole or in part by any manner of electronic, mechanical, photocopying, recording, broadcasting or otherwise now known or herein after developed without the previous express consent by the copyright owner, except for reproduction in daily press and regular printed publications on sale to the public within 60 days of the event related to those data/results and always provided that copyright symbol appears together as follows below.
© DORNA, 2021



Free Practice Nr. 3

MotoGP

Lap	Lap Time	T1	T2	T3	T4	Speed	Lap	Lap Time	T1	T2	T3	T4	Speed
14	1'45.966	29.760	23.665	28.501	24.040	289.5	11	1'46.670	26.214	25.623	29.833	25.000	279.7
15	1'43.326	28.883	23.209	27.809	23.425	289.5	12	1'47.046	30.227	24.210	28.659	23.950	283.4
16	1'46.566 *	29.546*	23.539	29.840	23.641	266.6	13	1'46.289	29.055	23.540	27.911	25.783	288.0
17	1'43.074	28.697	22.986	27.662	23.729	291.1	14	1'44.508	29.173	23.667	28.258	23.410	288.0
18	1'42.039	28.506	22.821	27.569	23.143	291.8	15	1'42.921	28.691	23.345	27.743	23.142	290.3
19	1'51.503	28.433	23.891	32.399	26.780	188.1	16	1'42.405	28.484	23.167	27.674	23.080	289.5
20	1'41.876	28.645	22.774	27.546	22.911	291.8	17	1'42.023	28.398	22.981	27.595	23.049	290.3
20th 30 Takaaki NAKAGAMI HONDA JPN LCR Honda IDEMITSU							18 2'01.709 30.985 27.918 33.965 28.841 232.7						
							19 1'42.322 28.592 23.051 27.507 23.172 290.3						

20th 30 Takaaki NAKAGAMI HONDA JPN
LCR Honda IDEMITSU

22nd 4 Andrea DOVIZIOSO YAMAHA ITA
Petronas Yamaha SRT

Run #	1	Front Tyre	Wet-Medium	Rear Tyre	Wet-Soft	
			10 Laps at start	10 Laps at start		
1	2'22.366	22.902	26.368	30.952	25.614	258.3
2	1'49.274	30.972	24.473	29.305	24.524	271.3
3	1'46.848	30.016	23.903	28.788	24.141	265.3
4	1'45.662 *	29.948*	23.580	28.561	23.573	283.4
5	1'44.585	29.298	23.402	28.352	23.533	288.7
6	1'44.165	29.235	23.244	28.268	23.418	288.7
7	1'44.114	29.144	23.351	28.238	23.381	286.4
8	1'43.666	29.180	23.239	28.067	23.180	290.3
9	1'43.642	29.012	23.244	28.045	23.341	290.3
10	1'57.638 *	37.279*	26.680	29.474	24.205	276.9
11	1'44.724	29.327	23.311	28.483	23.603	284.2
12	1'43.361	29.011	23.252	27.949	23.149	288.7
13	1'43.102	28.968	23.093	27.955	23.086	288.7
14	1'42.839	28.688	23.061	27.945	23.145	292.6
15	1'42.652	28.711	22.995	27.895	23.051	291.1
16	1'39.115 P	28.652	22.940	27.957	19.566	292.6

Run #	2	Front Tyre	Wet-Medium	Rear Tyre	Wet-Soft	
			26 Laps at start	New Tyre		
17	1'47.966	25.414	26.529	29.635	26.388	275.5
18	1'45.027	29.686	23.542	28.206	23.593	284.9
19	1'43.172	28.677	22.972	28.166	23.357	288.0
20	1'42.627	28.742	23.004	27.843	23.038	288.7
21	1'41.982	28.366	22.995	27.659	22.962	289.5
22	1'41.888	28.382	22.841	27.780	22.885	288.7
23	1'42.159	28.443	22.969	27.814	22.933	288.7

21st 42 Alex RINS SUZUKI SPA
Team SUZUKI ECSTAR

Run #	1	Front Tyre	Wet-Medium	Rear Tyre	Wet-Soft	
			10 Laps at start	5 Laps at start		
1	2'00.445	23.452	25.286	29.974	24.890	283.4
2	1'48.013	30.453	24.484	28.924	24.152	283.4
3	1'45.455	29.592	23.879	28.357	23.627	284.9
4	1'47.056 *	30.903*	24.556	28.150	23.447	289.5
5	1'43.541	28.878	23.576	27.866	23.221	288.7
6	1'43.035	28.746	23.494	27.520	23.275	291.1
7	1'42.454	28.557	23.280	27.525	23.092	290.3
8	1'45.377 *	30.356*	23.658	28.079	23.284	289.5
9	1'43.187	28.544	23.511	27.680	23.452	291.8
10	1'57.618 P	28.622	23.136			290.3

Run #	2	Front Tyre	Wet-Medium	Rear Tyre	Wet-Soft	
			New Tyre	New Tyre		
17	1'47.966	25.414	26.529	29.635	26.388	275.5
18	1'45.027	29.686	23.542	28.206	23.593	284.9
19	1'43.172	28.677	22.972	28.166	23.357	288.0
20	1'42.627	28.742	23.004	27.843	23.038	288.7
21	1'41.982	28.366	22.995	27.659	22.962	289.5
22	1'41.888	28.382	22.841	27.780	22.885	288.7
23	1'42.159	28.443	22.969	27.814	22.933	288.7

Run #	1	Front Tyre	Wet-Soft	Rear Tyre	Wet-Soft	
			6 Laps at start	16 Laps at start		
1	2'31.000	22.728	26.005	30.403	25.542	272.7
2	1'50.367	30.919	24.846	29.533	25.069	281.2
3	1'47.223	29.985	24.209	28.908	24.121	280.5
4	1'47.011 *	29.952*	23.830	29.113	24.116	280.5
5	1'45.979	29.557	23.674	28.960	23.788	284.9
6	1'44.931	29.292	23.490	28.559	23.590	284.9
7	1'44.400	29.117	23.323	28.421	23.539	283.4
8	1'45.049 *	29.033	23.275	28.707	24.034*	284.9
9	1'45.867	29.025	23.234	29.764	23.844	265.3
10	1'43.420	28.842	23.166	28.155	23.257	284.9
11	1'43.311 P	32.235	23.965	28.707	18.404	284.9

Run #	2	Front Tyre	Wet-Medium	Rear Tyre	Wet-Soft	
			10 Laps at start	New Tyre		
12	1'43.972	22.400	25.636	29.461	26.475	280.5
13	1'47.129	30.014	24.126	28.813	24.176	282.7
14	1'45.997	29.288	23.378	29.861	23.470	230.7
15	1'43.271	28.869	23.163	28.066	23.173	284.2
16	1'43.120	28.741	23.026	28.118	23.235	283.4
17	1'42.359	28.587	22.898	27.918	22.956	282.7
18	1'54.565	28.560	26.923	35.478	23.604	216.8
19	1'42.251	28.561	22.920	27.741	23.029	284.2
20	1'49.683	28.573	26.352	30.224	24.534	255.9
21	1'50.369	28.702	24.145	30.474	27.048	280.5

23rd 46 Valentino ROSSI YAMAHA ITA
Petronas Yamaha SRT

Run #	1	Front Tyre	Wet-Medium	Rear Tyre	Wet-Medium	
			12 Laps at start	7 Laps at start		
1	2'22.966	23.905	26.625	33.720	27.098	233.2
2	1'52.770	31.824	24.824	30.957	25.165	275.5
3	1'45.261 P	31.124	24.828	30.417	18.892	279.7

Run #	2	Front Tyre	Wet-Soft	Rear Tyre	Wet-Soft	
			New Tyre	5 Laps at start		
4	1'41.222	22.455	24.888	29.650	24.229	274.8
5	1'46.618	29.735	24.039	28.928	23.916	280.5
6	1'45.232	29.357	23.822	28.511	23.542	284.9
7	1'44.670	28.972	23.666	28.627	23.405	285.7
8	1'44.057	29.137	23.253	28.344	23.323	283.4
9	1'43.678	28.919	23.313	28.079	23.367	283.4
10	1'39.668 P	29.495	23.800	28.881	17.492	281.2

Fastest Lap: Johann ZARCO Pramac Racing FRA 1'40.384 28.201 22.443 27.234 22.506

These data/results cannot be reproduced, stored and/or transmitted in whole or in part by any manner of electronic, mechanical, photocopying, recording, broadcasting or otherwise now known or herein after developed without the previous express consent by the copyright owner, except for reproduction in daily press and regular printed publications on sale to the public within 60 days of the event related to those data/results and always provided that copyright symbol appears together as follows below.
© DORNA, 2021

Official MotoGP Timing by TISSOT
www.motogp.com



Free Practice Nr. 3

MotoGP

Lap	Lap Time	T1	T2	T3	T4	Speed	Lap	Lap Time	T1	T2	T3	T4	Speed
Run # 3	<i>Front Tyre</i>	<i>Wet-Medium</i>			<i>Rear Tyre</i>				<i>Wet-Soft</i>				
		15 Laps at start			12 Laps at start								
11	1'40.590	22.134	24.822	29.558	24.076	276.2							
12	1'45.171	29.599	23.661	28.490	23.421	285.7							
13	1'43.844	29.015	23.285	28.171	23.373	284.9							
14	1'43.588	28.957	23.287	28.093	23.251	284.9							
15	1'43.279	28.844	23.074	28.156	23.205	285.7							
16	1'43.142	28.820	23.096	28.162	23.064	285.7							
17	1'42.803	28.719	23.007	27.958	23.119	286.4							
18	1'42.705	28.673	22.961	28.107	22.964	284.9							
19	1'42.601	28.615	22.884	28.102	23.000	288.0							

24th **32** **Lorenzo SAVADORI** APRILIA ITA
Aprilia Racing Team Gresini

Run #	1	Front Tyre	Wet-Medium		Rear Tyre	Wet-Medium	
			18 Laps at start			11 Laps at start	
1	2'41.723	25.575	26.291	31.149	25.355	260.8	
2	1'56.600 *	31.363	24.989	34.818 *	25.430	265.3	

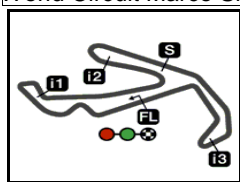
Fastest Lap: Johann ZARCO Pramac Racing FRA **1'40.384** 28.201 22.443 27.234 22.506

These data/results cannot be reproduced, stored and/or transmitted in whole or in part by any manner of electronic, mechanical, photocopying, recording, broadcasting or otherwise now known or herein after developed without the previous express consent by the copyright owner, except for reproduction in daily press and regular printed publications on sale to the public within 60 days of the event related to those data/results and always provided that copyright symbol appears together as follows below.
© DORNA, 2021

Official MotoGP Timing by **TISSOT**
www.motogp.com

Misano Adriatico, Saturday, October 23, 2021 Page 7 of 7





4226 m.

GP NOLAN DEL MADE IN ITALY E DELL'EMILIA-ROMAGNA

Free Practice Nr. 3

Best Partial Times

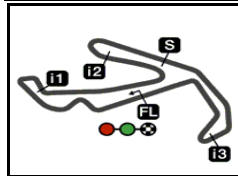
MotoGP™

IT Ideal Lap Time, sum of the best partial times*BT* Best Lap Time

<i>T1</i>		<i>T2</i>		<i>T3</i>		<i>T4</i>				<i>IT</i>	<i>BT</i>	
Pos	Rider	Time	Rider	Time	Rider	Time	Rider	Time	Pos	Rider		
1	J.MIR	27.992	J.MARTIN	22.366	J.ZARCO	27.234	J.MARTIN	22.421	1	J.ZARCO	1'40.373	1'40.384 (1)
2	F.MORBIDELLI	28.030	J.MILLER	22.396	J.MILLER	27.255	J.MILLER	22.448	2	J.MILLER	1'40.421	1'40.520 (3)
3	M.OLIVEIRA	28.098	M.MARQUEZ	22.417	D.PETRUCCI	27.299	P.ESPARGARO	22.455	3	J.MARTIN	1'40.437	1'40.471 (2)
4	D.PETRUCCI	28.099	J.ZARCO	22.443	F.MORBIDELLI	27.368	M.OLIVEIRA	22.472	4	M.OLIVEIRA	1'40.600	1'40.832 (4)
5	L.MARINI	28.164	M.PIRRO	22.487	J.MARTIN	27.373	J.ZARCO	22.506	5	J.MIR	1'40.798	1'41.129 (12)
6	A.ESPARGARO	28.186	M.OLIVEIRA	22.552	J.MIR	27.419	M.MARQUEZ	22.514	6	D.PETRUCCI	1'40.829	1'40.967 (9)
7	J.ZARCO	28.190	A.ESPARGARO	22.580	L.MARINI	27.450	M.PIRRO	22.558	7	M.MARQUEZ	1'40.840	1'40.855 (5)
8	F.BAGNAIA	28.200	P.ESPARGARO	22.594	I.LECUONA	27.464	I.LECUONA	22.604	8	F.MORBIDELLI	1'40.912	1'40.942 (7)
9	M.PIRRO	28.216	F.BAGNAIA	22.596	F.QUARTARARO	27.468	A.ESPARGARO	22.607	9	F.BAGNAIA	1'40.919	1'41.121 (11)
10	B.BINDER	28.231	L.MARINI	22.647	F.BAGNAIA	27.475	F.BAGNAIA	22.648	10	P.ESPARGAR	1'40.925	1'40.925 (6)
11	E.BASTIANINI	28.254	I.LECUONA	22.713	M.OLIVEIRA	27.478	J.MIR	22.662	11	M.PIRRO	1'40.931	1'41.168 (13)
12	J.MARTIN	28.277	D.PETRUCCI	22.718	A.RINS	27.507	M.VIÑALES	22.682	12	A.ESPARGAR	1'40.964	1'40.964 (8)
13	M.MARQUEZ	28.279	J.MIR	22.725	B.BINDER	27.541	F.MORBIDELLI	22.698	13	L.MARINI	1'40.985	1'40.985 (10)
14	F.QUARTARARO	28.292	M.VIÑALES	22.727	A.MARQUEZ	27.546	F.QUARTARARO	22.712	14	I.LECUONA	1'41.090	1'41.236 (14)
15	P.ESPARGARO	28.298	F.QUARTARARO	22.755	P.ESPARGARO	27.578	D.PETRUCCI	22.713	15	F.QUARTARAR	1'41.227	1'41.275 (15)
16	M.VIÑALES	28.306	B.BINDER	22.759	A.ESPARGARO	27.591	L.MARINI	22.724	16	B.BINDER	1'41.278	1'41.485 (16)
17	I.LECUONA	28.309	A.MARQUEZ	22.774	E.BASTIANINI	27.592	B.BINDER	22.747	17	M.VIÑALES	1'41.390	1'41.538 (17)
18	J.MILLER	28.322	F.MORBIDELLI	22.816	M.MARQUEZ	27.630	E.BASTIANINI	22.870	18	A.MARQUEZ	1'41.664	1'41.876 (19)
19	T.NAKAGAMI	28.366	T.NAKAGAMI	22.841	T.NAKAGAMI	27.659	T.NAKAGAMI	22.885	19	E.BASTIANINI	1'41.678	1'41.791 (18)
20	A.RINS	28.398	V.ROSSI	22.884	M.PIRRO	27.670	A.MARQUEZ	22.911	20	T.NAKAGAMI	1'41.751	1'41.888 (20)
21	A.MARQUEZ	28.433	A.DOVIZIOSO	22.898	M.VIÑALES	27.675	A.DOVIZIOSO	22.956	21	A.RINS	1'41.935	1'42.023 (21)
22	A.DOVIZIOSO	28.560	E.BASTIANINI	22.962	A.DOVIZIOSO	27.741	V.ROSSI	22.964	22	A.DOVIZIOSO	1'42.155	1'42.251 (22)
23	V.ROSSI	28.615	A.RINS	22.981	V.ROSSI	27.958	A.RINS	23.049	23	V.ROSSI	1'42.421	1'42.601 (23)
24	L.SAVADORI	31.363	L.SAVADORI	24.989	L.SAVADORI	31.149	L.SAVADORI	25.355	-1	L.SAVADORI		(-1)

These data/results cannot be reproduced, stored and/or transmitted in whole or in part by any manner of electronic, mechanical, photocopying, recording, broadcasting or otherwise now known or herein after developed without the previous express consent by the copyright owner, except for reproduction in daily press and regular printed publications on sale to the public within 60 days of the event related to those data/results and always provided that copyright symbol appears together as follows below.
© DORNA, 2021





4226 m.

GP NOLAN DEL MADE IN ITALY E DELL'EMILIA-ROMAGNA**Free Practice Nr. 3****Fastest Laps Sequence**

<i>Practice Time</i>	 <i>Rider</i>	<i>Nation</i>	<i>Motorcycle</i>	<i>Time</i>	<i>Km/h</i>	<i>Rider's Lap</i>
3'48.458	42 Alex RINS	SPA	SUZUKI	1'48.013	140.8	2
3'51.659	36 Joan MIR	SPA	SUZUKI	1'46.799	142.4	2
3'55.817	27 Iker LECUONA	SPA	KTM	1'45.633	144.0	2
5'33.913	42 Alex RINS	SPA	SUZUKI	1'45.455	144.2	3
5'36.225	36 Joan MIR	SPA	SUZUKI	1'44.566	145.4	3
5'39.844	27 Iker LECUONA	SPA	KTM	1'44.027	146.2	3
8'14.975	20 Fabio QUARTARARO	FRA	YAMAHA	1'43.562	146.9	4
8'20.326	63 Francesco BAGNAIA	ITA	DUCATI	1'43.284	147.2	3
9'06.103	27 Iker LECUONA	SPA	KTM	1'42.766	148.0	5
9'14.236	43 Jack MILLER	AUS	DUCATI	1'42.571	148.3	4
9'35.273	93 Marc MARQUEZ	SPA	HONDA	1'42.305	148.7	5
10'10.279	5 Johann ZARCO	FRA	DUCATI	1'42.275	148.7	5
10'55.993	43 Jack MILLER	AUS	DUCATI	1'41.757	149.5	5
12'58.633	93 Marc MARQUEZ	SPA	HONDA	1'41.331	150.1	7
14'23.856	43 Jack MILLER	AUS	DUCATI	1'41.321	150.1	7
15'52.057	36 Joan MIR	SPA	SUZUKI	1'41.295	150.1	9
16'05.059	43 Jack MILLER	AUS	DUCATI	1'41.203	150.3	8
20'16.659	63 Francesco BAGNAIA	ITA	DUCATI	1'41.160	150.3	10
21'19.725	88 Miguel OLIVEIRA	POR	KTM	1'41.137	150.4	12
23'00.557	88 Miguel OLIVEIRA	POR	KTM	1'40.832	150.8	13
29'06.210	89 Jorge MARTIN	SPA	DUCATI	1'40.471	151.4	16
39'10.359	5 Johann ZARCO	FRA	DUCATI	1'40.384	151.5	17

These data/results cannot be reproduced, stored and/or transmitted in whole or in part by any manner of electronic, mechanical, photocopying, recording, broadcasting or otherwise now known or herein after developed without the previous express consent by the copyright owner, except for reproduction in daily press and regular printed publications on sale to the public within 60 days of the event related to those data/results and always provided that copyright symbol appears together as follows below.

© DORNA, 2021

Official MotoGP Timing by TISSOT
www.motogp.com

Misano Adriatico, Saturday, October 23, 2021

