


4226 m.

GP NOLAN DEL MADE IN ITALY E DELL'EMILIA-ROMAGNA

Warm Up

Classification

25

		Rider	Nation	Team	Motorcycle	Time	Lap Total	Gap	Top Speed
1	30	Takaaki NAKAGAMI	JPN	LCR Honda IDEMITSU	HONDA	1'32.879	11 12		296.7
2	63	Francesco BAGNAIA	ITA	Ducati Lenovo Team	DUCATI	1'33.465	11 12	0.586 0.586	299.1
3	43	Jack MILLER	AUS	Ducati Lenovo Team	DUCATI	1'33.608	5 5	0.729 0.143	296.7
4	21	Franco MORBIDELLI	ITA	Monster Energy Yamaha MotoGP	YAMAHA	1'33.751	10 11	0.872 0.143	292.6
5	27	Iker LECUONA	SPA	Tech 3 KTM Factory Racing	KTM	1'34.220	12 12	1.341 0.469	293.4
6	73	Alex MARQUEZ	SPA	LCR Honda CASTROL	HONDA	1'34.271	9 9	1.392 0.051	295.0
7	44	Po ESPARGARO	SPA	Repsol Honda Team	HONDA	1'34.308	6 8	1.429 0.037	295.8
8	5	Johann ZARCO	FRA	Pramac Racing	DUCATI	1'34.325	12 12	1.446 0.017	300.0
9	93	Marc MARQUEZ	SPA	Repsol Honda Team	HONDA	1'34.388	8 9	1.509 0.063	296.7
10	36	Joan MIR	SPA	Team SUZUKI ECSTAR	SUZUKI	1'34.392	9 9	1.513 0.004	292.6
11	20	Fabio QUARTARARO	FRA	Monster Energy Yamaha MotoGP	YAMAHA	1'34.485	6 8	1.606 0.093	293.4
12	33	Brad BINDER	RSA	Red Bull KTM Factory Racing	KTM	1'34.504	10 10	1.625 0.019	295.0
13	88	Miguel OLIVEIRA	POR	Red Bull KTM Factory Racing	KTM	1'34.639	12 12	1.760 0.135	294.2
14	51	Michele PIRRO	ITA	Ducati Lenovo Team	DUCATI	1'34.906	11 11	2.027 0.267	294.2
15	4	Andrea DOVIZIOSO	ITA	Petronas Yamaha SRT	YAMAHA	1'34.968	11 11	2.089 0.062	291.8
16	42	Alex RINS	SPA	Team SUZUKI ECSTAR	SUZUKI	1'35.013	8 9	2.134 0.045	293.4
17	89	Jorge MARTIN	SPA	Pramac Racing	DUCATI	1'35.196	12 12	2.317 0.183	298.3
18	23	Enea BASTIANINI	ITA	Avintia Esponsorama	DUCATI	1'35.217	11 11	2.338 0.021	295.0
19	12	Maverick VIÑALES	SPA	Aprilia Racing Team Gresini	APRILIA	1'35.343	8 10	2.464 0.126	295.8
20	46	Valentino ROSSI	ITA	Petronas Yamaha SRT	YAMAHA	1'35.357	12 12	2.478 0.014	288.7
21	41	Aleix ESPARGARO	SPA	Aprilia Racing Team Gresini	APRILIA	1'35.538	9 9	2.659 0.181	294.2
22	9	Danilo PETRUCCI	ITA	Tech 3 KTM Factory Racing	KTM	1'36.312	8 8	3.433 0.774	288.7
23	10	Luca MARINI	ITA	SKY VR46 Avintia	DUCATI	1'47.562	2 4	14.68311.250	273.4

Practice condition: Dry

Air: 17°

Humidity: 64%

Ground: 14°

Fastest Lap:	Lap: 11	Takaaki NAKAGAMI	1'32.879	163.8 Km/h
Best Race Lap:	2021	Enea BASTIANINI	1'32.242	164.9 Km/h
All Time Lap Record:	2021	Francesco BAGNAIA	1'31.065	167.0 Km/h

The results are provisional until the end of the limit for protest and appeals.

Time limit for protest expires 30' after publication of the results - Time:

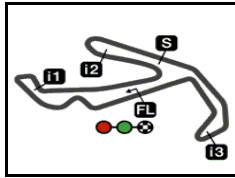
These data/results cannot be reproduced, stored and/or transmitted in whole or in part by any manner of electronic, mechanical, photocopying, recording, broadcasting or otherwise now known or herein after developed without the previous express consent by the copyright owner, except for reproduction in daily press and regular printed publications on sale to the public within 60 days of the event related to those data/results and always provided that copyright symbol appears together as follows below.

© DORNA, 2021

Official MotoGP Timing by TISSOT
www.motogp.com



Misano Adriatico, Sunday, October 24, 2021



4226 m.

GP NOLAN DEL MADE IN ITALY E DELL'EMILIA-ROMAGNA

Warm Up

Top Speed & Average

26



Rider	Nation	Motorcycle	Top 5 speeds					Average	Top
5 Johann ZARCO	FRA	DUCATI	300.0	300.0	300.0	298.3	297.5	299.2	300.0
63 Francesco BAGNAIA	ITA	DUCATI	299.1	297.5	296.7	295.8	295.8	297.0	299.1
89 Jorge MARTIN	SPA	DUCATI	298.3	297.5	297.5	296.7	294.2	296.1	298.3
30 Takaaki NAKAGAMI	JPN	HONDA	296.7	295.8	295.0	295.0	294.2	295.2	296.7
43 Jack MILLER	AUS	DUCATI	296.7	296.7	295.8	294.2	281.9	293.1	296.7
93 Marc MARQUEZ	SPA	HONDA	296.7	295.8	291.8	291.8	291.1	293.1	296.7
12 Maverick VIÑALES	SPA	APRILIA	295.8	295.8	295.8	295.0	294.2	295.3	295.8
44 Poli ESPARGARO	SPA	HONDA	295.8	294.2	293.4	292.6	292.6	293.7	295.8
23 Enea BASTIANINI	ITA	DUCATI	295.0	295.0	294.2	293.4	293.4	294.2	295.0
33 Brad BINDER	RSA	KTM	295.0	293.4	292.6	292.6	292.6	293.2	295.0
73 Alex MARQUEZ	SPA	HONDA	295.0	295.0	293.4	293.4	293.4	294.0	295.0
41 Aleix ESPARGARO	SPA	APRILIA	294.2	293.4	292.6	290.3	281.9	290.5	294.2
51 Michele PIRRO	ITA	DUCATI	294.2	292.6	292.6	292.6	291.8	292.8	294.2
88 Miguel OLIVEIRA	POR	KTM	294.2	293.4	293.4	293.4	290.3	292.9	294.2
20 Fabio QUARTARARO	FRA	YAMAHA	293.4	291.8	291.1	290.3	288.7	291.1	293.4
27 Iker LECUONA	SPA	KTM	293.4	293.4	291.8	291.1	291.1	292.2	293.4
42 Alex RINS	SPA	SUZUKI	293.4	292.6	291.8	291.1	288.7	291.5	293.4
21 Franco MORBIDELLI	ITA	YAMAHA	292.6	291.1	290.3	290.3	284.9	289.8	292.6
36 Joan MIR	SPA	SUZUKI	292.6	292.6	291.1	291.1	288.0	291.1	292.6
4 Andrea DOVIZIOSO	ITA	YAMAHA	291.8	288.7	288.7	288.0	287.2	288.9	291.8
9 Daniilo PETRUCCI	ITA	KTM	288.7	288.0	287.2	286.4	283.4	286.7	288.7
46 Valentino ROSSI	ITA	YAMAHA	288.7	287.2	286.4	286.4	286.4	287.0	288.7
10 Luca MARINI	ITA	DUCATI	273.4	270.0	263.4	243.7		262.6	273.4

These data/results cannot be reproduced, stored and/or transmitted in whole or in part by any manner of electronic, mechanical, photocopying, recording, broadcasting or otherwise now known or herein after developed without the previous express consent by the copyright owner, except for reproduction in daily press and regular printed publications on sale to the public within 60 days of the event related to those data/results and always provided that copyright symbol appears together as follows below.

© DORNA, 2021

Official MotoGP Timing by TISSOT
www.motogp.com



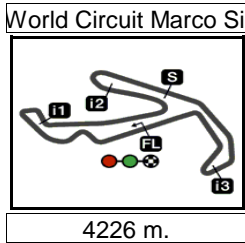
Misano Adriatico, Sunday, October 24, 2021

GP NOLAN DEL MADE IN ITALY E DELL'EMILIA-ROMAGNA

Warm Up

Chronological Analysis of Performances

27



4226 m.

* Lap / Sector time cancelled

T1 Time from finish line to 1st intermediate

T3 Time from 2nd intermed. to 3rd intermed.

P Crossing the finish line in pit lane

T2 Time from 1st intermed. to 2nd intermed.

T4 Time from 3rd intermediate to finish line

**Tyre data subject to further updates

Lap	Lap Time	T1	T2	T3	T4	Speed	Lap	Lap Time	T1	T2	T3	T4	Speed	
1st	30	Takaaki NAKAGAMI HONDA JPN LCR Honda IDEMITSU						5	1'33.608	26.274	20.996	25.529	20.809	295.8

Run #	1	Front Tyre	Slick-Soft	Rear Tyre	Slick-Soft	Speed
		New Tyre		New Tyre		
1	2'23.702	22.223	25.185	30.757	23.612	258.9
2	1'41.556	28.858	22.777	27.771	22.150	289.5
3	1'38.583	27.795	22.171	26.798	21.819	293.4
4	1'36.234	26.761	21.714	26.296	21.463	295.0
5	1'36.426	26.527	21.462	26.331	22.106	295.0
6	1'36.590	27.345	21.666	26.233	21.346	294.2
7	1'34.431	26.308	21.231	25.768	21.124	294.2
8	1'36.935 *	27.204*	21.990	26.273	21.468	293.4
9	1'39.212	26.141	25.142	26.335	21.594	293.4
10	1'33.327	26.011	21.049	25.400	20.867	296.7
11	1'32.879	25.882	20.930	25.301	20.766	295.8
12	1'37.910	27.745	21.595	26.543	22.027	281.2

2nd	63	Francesco BAGNAIA DUCATI ITA Ducati Lenovo Team				
------------	-----------	---	--	--	--	--

Run #	1	Front Tyre	Slick-Soft	Rear Tyre	Slick-Soft	Speed
		9 Laps at start		New Tyre		
1	3'26.455	24.365	24.974	31.833	24.138	241.6
2	1'45.980	29.929	23.635	29.677	22.739	281.9
3	1'41.816	28.293	23.214	28.168	22.141	285.7
4	1'38.917	27.333	22.498	27.197	21.889	291.8
5	1'37.481	27.220	22.078	26.669	21.514	295.0
6	1'35.484	26.650	21.404	26.136	21.294	299.1
7	1'36.713	26.936	21.926	26.545	21.306	296.7
8	1'35.375	26.456	21.608	26.112	21.199	295.8
9	1'34.202	26.101	20.953	26.107	21.041	293.4
10	1'33.999	26.161	20.982	25.977	20.879	295.8
11	1'33.465	26.089	20.883	25.614	20.879	297.5
12	1'40.976 *	29.645*	21.939	27.342	22.050	286.4

3rd	43	Jack MILLER DUCATI AUS Ducati Lenovo Team				
------------	-----------	---	--	--	--	--

Run #	1	Front Tyre	Slick-Soft	Rear Tyre	Slick-Soft	Speed
		New Tyre		New Tyre		
1	13'59.878	21.906	23.508	28.532	22.716	281.9
2	1'39.419	28.721	22.220	26.838	21.640	294.2
3	1'36.683	27.676	21.544	26.266	21.197	296.7
4	1'34.473	26.574	21.144	25.835	20.920	296.7

4th	21	Franco MORBIDELLI YAMAHA ITA Monster Energy Yamaha MotoGP				
------------	-----------	---	--	--	--	--

Run #	1	Front Tyre	Wet-Medium	Rear Tyre	Wet-Medium	Speed
		5 Laps at start		5 Laps at start		
1	2'02.055	21.510	24.093	28.702	23.367	276.2
2	1'42.078	28.341	22.924	28.087	22.726	283.4
3	1'48.580	27.627	26.235	32.070	22.648	180.0
4	1'39.609	27.263	22.716	27.242	22.388	284.9
5	1'42.420 P	30.771	25.802	28.483	17.364	276.2

Run #	2	Front Tyre	Slick-Soft	Rear Tyre	Slick-Soft	Speed
		New Tyre		New Tyre		
6	1'37.029	23.588	23.654	27.851	21.936	283.4
7	1'37.192	26.921	22.056	26.476	21.739	290.3
8	1'34.826	26.269	21.464	25.972	21.121	292.6
9	1'34.217	26.122	21.304	25.855	20.936	291.1
10	1'33.751	26.013	21.077	25.696	20.965	290.3
11	1'51.824 *	35.407*	23.437	31.153	21.827	262.1

5th	27	Iker LECUONA KTM SPA Tech 3 KTM Factory Racing				
------------	-----------	--	--	--	--	--

Run #	1	Front Tyre	Wet-Medium	Rear Tyre	Wet-Soft	Speed
		9 Laps at start		9 Laps at start		
1	2'09.484	21.122	24.295	28.086	23.053	276.9
2	1'41.186	28.712	22.589	27.292	22.593	284.2
3	1'42.317 P	28.034	26.710	29.699	17.874	274.1

Run #	2	Front Tyre	Slick-Soft	Rear Tyre	Slick-Soft	Speed
		New Tyre		New Tyre		
4	1'34.535	21.318	23.196	27.897	22.124	284.2
5	1'37.337	27.359	21.898	26.462	21.618	291.1
6	1'37.188	27.046	22.509	26.159	21.474	289.5
7	1'35.813 *	26.484	21.534	26.325*	21.470	293.4
8	1'34.686	26.339	21.432	25.837	21.078	291.1
9	1'42.811	26.274	27.332	27.812	21.393	276.2
10	1'34.273 *	26.420	21.343	25.596	20.914*	290.3
11	1'34.613	26.237	21.338	26.099	20.939	291.8
12	1'34.220	26.093	21.206	25.834	21.087	293.4

Fastest Lap: Luca MARINI SKY VR46 Avintia ITA 1'32.879 25.882 20.930 25.301 20.766

These data/results cannot be reproduced, stored and/or transmitted in whole or in part by any manner of electronic, mechanical, photocopying, recording, broadcasting or otherwise now known or herein after developed without the previous express consent by the copyright owner, except for reproduction in daily press and regular printed publications on sale to the public within 60 days of the event related to those data/results and always provided that copyright symbol appears together as follows below.
© DORNA, 2021



Warm Up

MotoGP

Lap	Lap Time	T1	T2	T3	T4	Speed	Lap	Lap Time	T1	T2	T3	T4	Speed	
6th	73	Alex MARQUEZ				HONDA	SPA	Run # 2	Front Tyre	Slick-Soft	Rear Tyre	Slick-Soft		
LCR Honda CASTROL														
New Tyre														
Run # 1	Front Tyre	Wet-Soft	Rear Tyre	Wet-Medium										
21 Laps at start														
New Tyre														
1	2'00.901	21.498	24.915	31.440	24.139	237.3	2	1'37.669	21.014	24.131	29.078	23.446	277.6	
2	1'39.259	P 29.357	23.492	28.459	17.951	275.5	3	1'41.529	29.129	22.897	27.359	22.144	291.1	
Run # 2	Front Tyre	Slick-Soft	Rear Tyre	Slick-Soft										
New Tyre														
New Tyre														
3	1'37.568	23.174	23.532	28.031	22.831	289.5	4	1'39.286	28.040	22.835	26.871	21.540	291.8	
4	1'38.677	27.953	22.080	26.712	21.932	293.4	5	1'36.425	26.856	21.721	26.452	21.396	296.7	
5	1'36.837	27.242	21.643	26.375	21.577	295.0	6	1'35.665	26.540	21.559	26.346	21.220	291.1	
6	1'36.295	26.932	21.628	26.314	21.421	292.6	7	1'36.075	26.461	21.458	26.490	21.666	288.0	
7	1'36.369	26.536	21.428	26.750	21.655	295.0	8	1'34.388	26.285	21.183	25.940	20.980	291.8	
8	1'34.696	26.391	21.142	25.966	21.197	293.4	9	1'37.963	*	29.871*	21.300	25.604	21.188	295.8
9	1'34.271	26.392	21.091	25.715	21.073	293.4								
10th	36	Joan MIR				HONDA	SPA							
Repsol Honda Team														
SUZUKI														
Team SUZUKI ECSTAR														
Run # 1	Front Tyre	Wet-Medium	Rear Tyre	Wet-Medium										
New Tyre														
New Tyre														
1	2'08.356	21.865	24.867	29.170	23.532	270.6	1	2'08.356	21.865	24.867	29.170	23.532	270.6	
2	1'36.718	P 28.635	22.985	27.756	17.342	283.4	2	1'36.718	P 28.635	22.985	27.756	17.342	283.4	
Run # 2	Front Tyre	Slick-Soft	Rear Tyre	Slick-Soft										
New Tyre														
New Tyre														
3	1'39.331	21.991	24.146	30.392	22.802	278.3	3	1'39.331	21.991	24.146	30.392	22.802	278.3	
4	1'40.722	28.208	22.765	27.521	22.228	288.0	4	1'40.722	28.208	22.765	27.521	22.228	288.0	
5	1'38.225	27.148	22.167	27.207	21.703	291.1	5	1'38.225	27.148	22.167	27.207	21.703	291.1	
6	1'36.627	27.059	21.562	26.531	21.475	292.6	6	1'36.627	27.059	21.562	26.531	21.475	292.6	
7	1'35.794	26.519	21.528	26.429	21.318	291.1	7	1'35.794	26.519	21.528	26.429	21.318	291.1	
8	1'35.027	26.321	21.176	26.364	21.166	287.2	8	1'35.027	26.321	21.176	26.364	21.166	287.2	
9	1'34.392	26.402	21.015	25.976	20.999	292.6	9	1'34.392	26.402	21.015	25.976	20.999	292.6	
11th	20	Fabio QUARTARARO				HONDA	FRA							
Monster Energy Yamaha MotoGP														
YAMAHA														
Run # 1	Front Tyre	Slick-Soft	Rear Tyre	Slick-Medium										
New Tyre														
New Tyre														
1	9'39.889	22.350	24.622	29.696	23.130	272.7	1	9'39.889	22.350	24.622	29.696	23.130	272.7	
2	1'40.315	27.906	22.652	27.521	22.236	286.4	2	1'40.315	27.906	22.652	27.521	22.236	286.4	
3	1'37.856	27.044	22.218	26.875	21.719	288.7	3	1'37.856	27.044	22.218	26.875	21.719	288.7	
4	1'36.129	26.507	21.893	26.347	21.382	290.3	4	1'36.129	26.507	21.893	26.347	21.382	290.3	
5	1'35.066	26.181	21.637	25.997	21.251	291.8	5	1'35.066	26.181	21.637	25.997	21.251	291.8	
6	1'34.485	26.068	21.380	25.911	21.126	291.1	6	1'34.485	26.068	21.380	25.911	21.126	291.1	
7	1'34.658	25.941	21.301	26.131	21.285	293.4	7	1'34.658	25.941	21.301	26.131	21.285	293.4	
8	1'42.566	26.017	21.369	32.454	22.726	235.2	8	1'42.566	26.017	21.369	32.454	22.726	235.2	
12th	33	Brad BINDER				HONDA	RSA							
Red Bull KTM Factory Racing														
KTM														
Run # 1	Front Tyre	missing data	Rear Tyre	missing data										
** Laps at start ** Laps at start														
1	2'10.543	P 22.125	24.809	30.394	17.900	262.1	1	2'10.543	P 22.125	24.809	30.394	17.900	262.1	
Run # 2	Front Tyre	Slick-Soft	Rear Tyre	Slick-Soft										
** 1 Laps at start ** New Tyre														
2	1'40.218	22.492	24.258	30.267	23.201	274.8	2	1'40.218	22.492	24.258	30.267	23.201	274.8	
3	1'40.910	27.995	23.062	27.783	22.070	285.7	3	1'40.910	27.995	23.062	27.783	22.070	285.7	
4	1'39.649	27.431	22.852	27.362	22.004	287.2	4	1'39.649	27.431	22.852	27.362	22.004	287.2	
5	1'37.459	* 27.128	22.080	26.475	21.776	* 295.0	5	1'37.459	* 27.128	22.080	26.475	21.776	* 295.0	
6	1'35.862	26.903	21.580	26.111	21.268	292.6	6	1'35.862	26.903	21.580	26.111	21.268	292.6	
7	1'36.174	26.806	21.603	26.309	21.456	293.4	7	1'36.174	26.806	21.603	26.309	21.456	293.4	
9th	93	Marc MARQUEZ				HONDA	SPA							
Repsol Honda Team														
Run # 1	Front Tyre	Wet-Medium	Rear Tyre	Wet-Medium										
New Tyre														
New Tyre														
1	2'29.794	P 22.971	26.033	30.372	19.464	244.3	1	2'29.794	P 22.971	26.033	30.372	19.464	244.3	

Fastest Lap: Luca MARINI SKY VR46 Avintia ITA **1'32.879** 25.882 20.930 25.301 20.766

These data/results cannot be reproduced, stored and/or transmitted in whole or in part by any manner of electronic, mechanical, photocopying, recording, broadcasting or otherwise now known or herein after developed without the previous express consent by the copyright owner, except for reproduction in daily press and regular printed publications on sale to the public within 60 days of the event related to those data/results and always provided that copyright symbol appears together as follows below.
© DORNA, 2021



Warm Up

MotoGP

Lap	Lap Time	T1	T2	T3	T4	Speed	Lap	Lap Time	T1	T2	T3	T4	Speed
8	1'34.872	26.339	21.373	26.102	21.058	291.8	9	1'35.347	26.357	21.626	26.076	21.288	288.7
9	1'38.720 *	29.710*	21.793	26.034	21.183	292.6	10	1'35.129	26.370	21.391	26.068	21.300	288.0
10	1'34.504	26.241	21.175	25.892	21.196	292.6	11	1'34.968	26.396	21.464	25.917	21.191	291.8

13th 88 Miguel OLIVEIRA KTM POR
Red Bull KTM Factory Racing

16th 42 Alex RINS SUZUKI SPA
Team SUZUKI ECSTAR

Run #	1	Front Tyre	Wet-Medium	Rear Tyre	Wet-Medium	Speed
			New Tyre	20 Laps at start		
1	2'07.809	21.539	25.036	29.060	23.652	278.3
2	1'41.677	28.490	23.070	27.425	22.692	289.5
3	1'40.967	28.027	22.947	27.517	22.476	288.0
4	1'46.074	30.799	24.063	28.117	23.095	282.7
5	1'39.943	28.020	22.569	27.107	22.247	288.7
6	1'39.960 P	30.419*	23.635	28.013	17.893	279.0

Run #	1	Front Tyre	Wet-Soft	Rear Tyre	Wet-Soft	Speed
			New Tyre	New Tyre		
1	2'09.094	21.493	24.542	29.259	23.636	267.3
2	1'44.259	29.271	23.435	28.246	23.307	283.4
3	1'39.276 P	29.293	23.598	28.442	17.943	285.7

Run #	2	Front Tyre	Slick-Soft	Rear Tyre	Slick-Soft	Speed
			New Tyre	New Tyre		
7	1'37.443	24.156	23.307	27.868	22.112	284.2
8	1'38.613	27.887	22.248	26.820	21.658	290.3
9	1'36.197	26.946	21.671	26.259	21.321	294.2
10	1'35.513	26.533	21.477	26.095	21.408	293.4
11	1'39.554	30.201	21.682	26.182	21.489	293.4
12	1'34.639	26.464	21.240	25.885	21.050	293.4

Run #	2	Front Tyre	Slick-Soft	Rear Tyre	Slick-Soft	Speed
			New Tyre	New Tyre		
4	1'40.625	25.901	23.914	28.389	22.421	288.7
5	1'38.461	27.653	22.172	26.880	21.756	291.1
6	1'36.634	26.901	21.735	26.404	21.594	293.4
7	1'36.682	26.700	21.968	26.714	21.300	285.7
8	1'35.013	26.420	21.361	26.059	21.173	291.8
9	1'35.968	26.439	21.605	26.585	21.339	292.6

14th 51 Michele PIRRO DUCATI ITA
Ducati Lenovo Team

17th 89 Jorge MARTIN DUCATI SPA
Pramac Racing

Run #	1	Front Tyre	missing data	Rear Tyre	missing data	Speed
			** Laps at start	**	New Tyre	
1	2'52.060	23.506	25.714	30.812	25.647	237.8
2	1'43.496	29.771	23.154	27.957	22.614	283.4
3	1'41.127	28.243	22.559	27.881	22.444	284.9
4	1'37.805 P	28.342	22.772	28.152	18.539	275.5

Run #	1	Front Tyre	Wet-Medium	Rear Tyre	Wet-Medium	Speed
			17 Laps at start	7 Laps at start		
1	2'14.473	21.476	25.035	29.498	23.849	274.8
2	1'43.687	28.910	23.487	28.148	23.142	282.7
3	1'40.834 P	29.699	23.448	28.288	19.399	286.4

Run #	2	Front Tyre	missing data	Rear Tyre	missing data	Speed
			** Laps at start	** Laps at start		
5	1'40.006	21.219	23.972	30.453	24.362	271.3
6	1'40.964	28.183	22.805	27.571	22.405	283.4
7	1'37.586	27.265	22.050	26.685	21.586	291.8
8	1'36.769	26.899	21.964	26.516	21.390	292.6
9	1'35.706	26.647	21.547	26.320	21.192	292.6
10	1'35.103	26.493	21.392	26.132	21.086	292.6
11	1'34.906	26.378	21.258	25.952	21.318	294.2

Run #	2	Front Tyre	Slick-Soft	Rear Tyre	Slick-Soft	Speed
			New Tyre	New Tyre		
4	1'41.901	22.153	25.827	30.536	23.385	276.9
5	1'48.906	28.352	27.444	29.020	24.090	276.9
6	1'42.135	28.706	23.075	28.004	22.350	294.2
7	1'39.042	27.416	22.664	26.994	21.968	294.2
8	1'37.181	27.097	21.924	26.514	21.646	298.3
9	1'36.164	26.808	21.624	26.245	21.487	297.5
10	1'42.369	26.812	24.893	28.895	21.769	294.2
11	1'35.863	26.840	21.587	26.133	21.303	296.7
12	1'35.196	26.665	21.214	26.056	21.261	297.5

15th 4 Andrea DOVIZIOSO YAMAHA ITA
Petronas Yamaha SRT

18th 23 Enea BASTIANINI DUCATI ITA
Avintia Esponsorama

Run #	1	Front Tyre	Slick-Soft	Rear Tyre	Slick-Soft	Speed
			New Tyre	New Tyre		
1	4'09.776	21.443	24.831	32.137	24.108	268.6
2	1'46.696	30.076	24.815	28.732	23.073	278.3
3	1'44.441	28.533	23.905	28.470	23.533	280.5
4	1'41.779	28.389	23.108	27.807	22.475	281.9
5	1'40.137	27.545	22.915	27.428	22.249	286.4
6	1'39.583	27.745	22.669	27.226	21.943	283.4
7	1'37.765	27.115	22.222	26.833	21.595	287.2
8	1'36.397	26.999	21.726	26.337	21.335	288.7

Run #	1	Front Tyre	Wet-Medium	Rear Tyre	Wet-Medium	Speed
			5 Laps at start	5 Laps at start		
1	2'43.160	21.864	24.684	30.774	24.012	240.5
2	1'39.268 P	29.392	23.989	28.375	17.512	283.4

Run #	2	Front Tyre	Slick-Soft	Rear Tyre	Slick-Soft	Speed
			2 Laps at start	2 Laps at start		
3	1'40.240	21.489	24.380	30.638	23.733	275.5
4	1'44.896	29.385	23.507	29.266	22.738	282.7
5	1'41.304	28.020	23.260	27.676	22.348	288.7
6	1'39.097	27.650	22.621	26.909	21.917	292.6
7	1'37.317	27.169	22.130	26.414	21.604	295.0
8	1'36.281	26.646	21.891	26.255	21.489	293.4

Fastest Lap: Luca MARINI SKY VR46 Avintia ITA **1'32.879** 25.882 20.930 25.301 20.766

These data/results cannot be reproduced, stored and/or transmitted in whole or in part by any manner of electronic, mechanical, photocopying, recording, broadcasting or otherwise now known or herein after developed without the previous express consent by the copyright owner, except for reproduction in daily press and regular printed publications on sale to the public within 60 days of the event related to those data/results and always provided that copyright symbol appears together as follows below.
© DORNA, 2021



Warm Up

MotoGP

Lap	Lap Time	T1	T2	T3	T4	Speed	Lap	Lap Time	T1	T2	T3	T4	Speed
9	1'35.859	26.662	21.648	26.255	21.294	294.2	22nd	9	Danilo PETRUCCI	KTM	ITA	Tech 3 KTM Factory Racing	
10	1'35.249	26.408	21.519	26.093	21.229	293.4							
11	1'35.217	26.668	21.404	25.979	21.166	295.0							

19th **12** **Maverick VIÑALES** APRILIA SPA
Aprilia Racing Team Gresini

Run #	1	Front Tyre	Slick-Hard	Rear Tyre	Wet-Soft	
			New Tyre		7 Laps at start	
1	2'13.330	21.676	25.193	29.226	23.654	272.0
2	1'40.170	P 29.092	24.251	29.216	17.611	255.9
Run #	2	Front Tyre	Slick-Soft	Rear Tyre	Slick-Soft	
			New Tyre		New Tyre	
3	1'36.021	20.968	23.472	28.387	23.194	288.0
4	1'41.066	29.088	22.575	27.305	22.098	292.6
5	1'38.640	27.967	22.130	26.847	21.696	292.6
6	1'36.996	26.813	22.117	26.491	21.575	294.2
7	1'35.776	26.514	21.612	26.236	21.414	295.8
8	1'35.343	26.429	21.478	26.151	21.285	295.0
9	1'37.493	* 29.060*	21.308	25.904	21.221	295.8
10	1'35.682	* 27.255*	21.235	25.959	21.233	295.8

20th **46** **Valentino ROSSI** YAMAHA ITA
Petronas Yamaha SRT

Run #	1	Front Tyre	Slick-Soft	Rear Tyre	Slick-Soft	
			New Tyre		New Tyre	
1	2'25.579	22.375	25.091	31.701	23.507	268.6
2	1'46.396	29.645	24.069	29.534	23.148	274.1
3	1'43.049	28.249	23.405	28.802	22.593	280.5
4	1'41.772	27.800	23.135	28.526	22.311	281.9
5	1'40.275	28.055	22.503	27.656	22.061	284.9
6	1'42.831	27.232	25.757	27.735	22.107	284.9
7	1'38.043	27.085	22.208	27.127	21.623	287.2
8	1'38.248	27.148	22.230	27.128	21.742	286.4
9	1'37.284	26.817	22.122	26.844	21.501	285.7
10	1'36.256	26.701	21.622	26.583	21.350	286.4
11	1'35.980	26.803	21.509	26.313	21.355	286.4
12	1'35.357	26.515	21.345	26.153	21.344	288.7

21st **41** **Aleix ESPARGARO** APRILIA SPA
Aprilia Racing Team Gresini

Run #	1	Front Tyre	Wet-Medium	Rear Tyre	Wet-Medium	
			9 Laps at start		2 Laps at start	
1	2'13.604	21.908	24.821	29.459	23.570	271.3
2	1'44.627	29.039	24.518	28.145	22.925	279.0
3	1'47.106	* 30.910*	23.223	28.124	24.849	280.5
4	1'39.055	P 28.444	24.342	28.478	17.791	281.9
Run #	2	Front Tyre	Slick-Soft	Rear Tyre	Slick-Soft	
			New Tyre		New Tyre	
5	1'41.266	24.977	24.334	29.139	22.816	279.7
6	1'40.503	28.344	22.496	27.432	22.231	290.3
7	1'38.300	27.526	22.170	26.793	21.811	292.6
8	1'36.685	27.013	21.620	26.539	21.513	294.2
9	1'35.538	26.598	21.446	26.231	21.263	293.4

Fastest Lap: Luca MARINI SKY VR46 Avintia ITA **1'32.879** 25.882 20.930 25.301 20.766

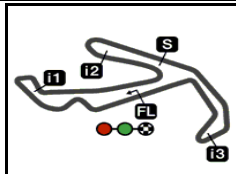
These data/results cannot be reproduced, stored and/or transmitted in whole or in part by any manner of electronic, mechanical, photocopying, recording, broadcasting or otherwise now known or herein after developed without the previous express consent by the copyright owner, except for reproduction in daily press and regular printed publications on sale to the public within 60 days of the event related to those data/results and always provided that copyright symbol appears together as follows below.
© DORNA, 2021

Official MotoGP Timing by **TISSOT**
www.motogp.com

Misano Adriatico, Sunday, October 24, 2021

Page 4 of 4





4226 m.

GP NOLAN DEL MADE IN ITALY E DELL'EMILIA-ROMAGNA

Official Starting Grid

Race : 27 laps = 114.102 km

28

1	1 1'33.045 63 Francesco BAGNAIA Ducati	2 1'33.070 43 Jack MILLER Ducati	3 1'33.130 10 Luca MARINI Ducati
2	4 1'33.313 44 Pol ESPARGARO Honda	5 1'33.439 88 Miguel OLIVEIRA KTM	6 1'33.526 21 Franco MORBIDELLI Yamaha
3	7 1'33.850 93 Marc MARQUEZ Honda	8 1'33.893 27 Iker LECUONA KTM	9 1'34.140 9 Danilo PETRUCCI KTM
4	10 1'34.687 5 Johann ZARCO Ducati	11 1'34.963 41 Aleix ESPARGARO Aprilia	12 2'24.631 89 Jorge MARTIN Ducati
5	13 1'34.418 42 Alex RINS Suzuki	14 1'34.454 73 Alex MARQUEZ Honda	15 1'34.476 20 Fabio QUARTARARO Yamaha
6	16 1'35.236 23 Enea BASTIANINI Ducati	17 1'35.641 30 Takaaki NAKAGAMI Honda	18 1'35.683 36 Joan MIR Suzuki
7	19 1'35.835 12 Maverick VIÑALES Aprilia	20 1'36.478 33 Brad BINDER KTM	21 1'36.639 4 Andrea DOVIZIOSO Yamaha
8	22 1'37.880 51 Michele PIRRO Ducati	23 1'38.261 46 Valentino ROSSI Yamaha	

The results are provisional until the end of the limit for protest and appeals and until the ratification of the Event Management Committee.

Time limit for protest expires 60' at the latest after publication of the results - Time:

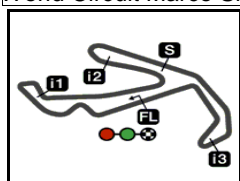
These data/results cannot be reproduced, stored and/or transmitted in whole or in part by any manner of electronic, mechanical, photocopying, recording, broadcasting or otherwise now known or herein after developed without the previous express consent by the copyright owner, except for reproduction in daily press and regular printed publications on sale to the public within 60 days of the event related to those data/results and always provided that copyright symbol appears together as follows below.

© DORNA, 2021

Official MotoGP Timing by TISSOT
www.motogp.com

Misano Adriatico, Sunday, October 24, 2021





4226 m.

GP NOLAN DEL MADE IN ITALY E DELL'EMILIA-ROMAGNA

Warm Up

Best Partial Times

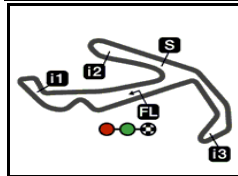
MotoGP™

IT Ideal Lap Time, sum of the best partial times*BT* Best Lap Time

<i>T1</i>		<i>T2</i>		<i>T3</i>		<i>T4</i>				<i>IT</i>	<i>BT</i>	
Pos	Rider	Time	Rider	Time	Rider	Time	Rider	Time	Pos	Rider		
1	T.NAKAGAMI	25.882	F.BAGNAIA	20.883	T.NAKAGAMI	25.301	T.NAKAGAMI	20.766	1	T.NAKAGAMI	1'32.879	1'32.879 (1)
2	F.QUARTARARO	25.941	T.NAKAGAMI	20.930	J.MILLER	25.529	J.MILLER	20.809	2	F.BAGNAIA	1'33.465	1'33.465 (2)
3	F.MORBIDELLI	26.013	J.MILLER	20.996	I.LECUONA	25.596	F.BAGNAIA	20.879	3	J.MILLER	1'33.608	1'33.608 (3)
4	P.ESPARGARO	26.073	J.MIR	21.015	M.MARQUEZ	25.604	J.ZARCO	20.906	4	F.MORBIDELLI	1'33.722	1'33.751 (4)
5	F.BAGNAIA	26.089	F.MORBIDELLI	21.077	F.BAGNAIA	25.614	F.MORBIDELLI	20.936	5	I.LECUONA	1'33.834	1'34.220 (5)
6	I.LECUONA	26.093	A.MARQUEZ	21.091	J.ZARCO	25.695	I.LECUONA	20.939	6	M.MARQUEZ	1'34.052	1'34.388 (9)
7	B.BINDER	26.241	J.ZARCO	21.122	F.MORBIDELLI	25.696	P.ESPARGARO	20.971	7	J.ZARCO	1'34.097	1'34.325 (8)
8	J.MILLER	26.274	B.BINDER	21.175	A.MARQUEZ	25.715	M.MARQUEZ	20.980	8	P.ESPARGAR	1'34.120	1'34.308 (7)
9	M.MARQUEZ	26.285	M.MARQUEZ	21.183	P.ESPARGARO	25.798	J.MIR	20.999	9	A.MARQUEZ	1'34.270	1'34.271 (6)
10	J.MIR	26.321	I.LECUONA	21.206	M.OLIVEIRA	25.885	M.OLIVEIRA	21.050	10	F.QUARTARAR	1'34.279	1'34.485 (11)
11	A.DOVIZIOSO	26.357	J.MARTIN	21.214	B.BINDER	25.892	B.BINDER	21.058	11	J.MIR	1'34.311	1'34.392 (10)
12	J.ZARCO	26.374	M.VIÑALES	21.235	M.VIÑALES	25.904	A.MARQUEZ	21.073	12	B.BINDER	1'34.366	1'34.504 (12)
13	M.PIRRO	26.378	M.OLIVEIRA	21.240	F.QUARTARARO	25.911	M.PIRRO	21.086	13	M.OLIVEIRA	1'34.639	1'34.639 (13)
14	A.MARQUEZ	26.391	M.PIRRO	21.258	A.DOVIZIOSO	25.917	F.QUARTARARO	21.126	14	M.PIRRO	1'34.674	1'34.906 (14)
15	E.BASTIANINI	26.408	P.ESPARGARO	21.278	M.PIRRO	25.952	E.BASTIANINI	21.166	15	M.VIÑALES	1'34.789	1'35.343 (19)
16	A.RINS	26.420	F.QUARTARARO	21.301	J.MIR	25.976	A.RINS	21.173	16	A.DOVIZIOSO	1'34.856	1'34.968 (15)
17	M.VIÑALES	26.429	V.ROSSI	21.345	E.BASTIANINI	25.979	A.DOVIZIOSO	21.191	17	E.BASTIANINI	1'34.957	1'35.217 (18)
18	M.OLIVEIRA	26.464	A.RINS	21.361	J.MARTIN	26.056	M.VIÑALES	21.221	18	A.RINS	1'35.013	1'35.013 (16)
19	V.ROSSI	26.515	A.DOVIZIOSO	21.391	A.RINS	26.059	J.MARTIN	21.261	19	J.MARTIN	1'35.196	1'35.196 (17)
20	A.ESPARGARO	26.598	E.BASTIANINI	21.404	V.ROSSI	26.153	A.ESPARGARO	21.263	20	V.ROSSI	1'35.357	1'35.357 (20)
21	J.MARTIN	26.665	A.ESPARGARO	21.446	A.ESPARGARO	26.231	V.ROSSI	21.344	21	A.ESPARGAR	1'35.538	1'35.538 (21)
22	D.PETRUCCI	26.883	D.PETRUCCI	21.522	D.PETRUCCI	26.434	D.PETRUCCI	21.473	22	D.PETRUCCI	1'36.312	1'36.312 (22)
23	L.MARINI	28.948	L.MARINI	23.812	L.MARINI	28.974	L.MARINI	23.719	23	L.MARINI	1'45.453	1'47.562 (23)


These data/results cannot be reproduced, stored and/or transmitted in whole or in part by any manner of electronic, mechanical, photocopying, recording, broadcasting or otherwise now known or herein after developed without the previous express consent by the copyright owner, except for reproduction in daily press and regular printed publications on sale to the public within 60 days of the event related to those data/results and always provided that copyright symbol appears together as follows below.
© DORNA, 2021





4226 m.

GP NOLAN DEL MADE IN ITALY E DELL'EMILIA-ROMAGNA**Warm Up****Fastest Laps Sequence**

<i>Practice Time</i>	 <i>Rider</i>	<i>Nation</i>	<i>Motorcycle</i>	<i>Time</i>	<i>Km/h</i>	<i>Rider's Lap</i>
3'44.133	21 Franco MORBIDELLI	ITA	YAMAHA	1'42.078	149.0	2
3'49.486	88 Miguel OLIVEIRA	POR	KTM	1'41.677	149.6	2
3'50.670	27 Iker LECUONA	SPA	KTM	1'41.186	150.3	2
5'30.453	88 Miguel OLIVEIRA	POR	KTM	1'40.967	150.6	3
5'43.841	30 Takaaki NAKAGAMI	JPN	HONDA	1'38.583	154.3	3
7'20.075	30 Takaaki NAKAGAMI	JPN	HONDA	1'36.234	158.0	4
11'46.133	63 Francesco BAGNAIA	ITA	DUCATI	1'35.484	159.3	6
12'07.522	30 Takaaki NAKAGAMI	JPN	HONDA	1'34.431	161.1	7
16'32.423	63 Francesco BAGNAIA	ITA	DUCATI	1'34.202	161.4	9
16'56.996	30 Takaaki NAKAGAMI	JPN	HONDA	1'33.327	163.0	10
18'29.875	30 Takaaki NAKAGAMI	JPN	HONDA	1'32.879	163.8	11

These data/results cannot be reproduced, stored and/or transmitted in whole or in part by any manner of electronic, mechanical, photocopying, recording, broadcasting or otherwise now known or herein after developed without the previous express consent by the copyright owner, except for reproduction in daily press and regular printed publications on sale to the public within 60 days of the event related to those data/results and always provided that copyright symbol appears together as follows below.

© DORNA, 2021

Official MotoGP Timing by TISSOT
www.motogp.com

Misano Adriatico, Sunday, October 24, 2021

