


4592 m.

**GRANDE PRÉMIO BREMBO DO ALGARVE**  
**Free Practice Nr. 2**  
**Classification**

**6**

	Rider	Nation	Team	Motorcycle	Time	Lap Total	Gap	Top Speed
1	20 <b>Fabio QUARTARARO</b>	FRA	Monster Energy Yamaha MotoGP	YAMAHA	<b>1'39.390</b>	20 21		<b>331.2</b>
2	63 <b>Francesco BAGNAIA</b>	ITA	Ducati Lenovo Team	DUCATI	<b>1'39.522</b>	18 18	0.132 0.132	<b>338.5</b>
3	43 <b>Jack MILLER</b>	AUS	Ducati Lenovo Team	DUCATI	<b>1'39.611</b>	19 20	0.221 0.089	<b>340.6</b>
4	36 <b>Joan MIR</b>	SPA	Team SUZUKI ECSTAR	SUZUKI	<b>1'39.680</b>	18 20	0.290 0.069	<b>335.4</b>
5	44 <b>PoI ESPARGARO</b>	SPA	Repsol Honda Team	HONDA	<b>1'39.792</b>	20 20	0.402 0.112	<b>336.4</b>
6	5 <b>Johann ZARCO</b>	FRA	Pramac Racing	DUCATI	<b>1'39.889</b>	17 17	0.499 0.097	<b>342.8</b>
7	73 <b>Alex MARQUEZ</b>	SPA	LCR Honda CASTROL	HONDA	<b>1'40.042</b>	18 18	0.652 0.153	<b>336.4</b>
8	41 <b>Aleix ESPARGARO</b>	SPA	Aprilia Racing Team Gresini	APRILIA	<b>1'40.069</b>	18 18	0.679 0.027	<b>340.6</b>
9	30 <b>Takaaki NAKAGAMI</b>	JPN	LCR Honda IDEMITSU	HONDA	<b>1'40.122</b>	19 19	0.732 0.053	<b>338.5</b>
10	42 <b>Alex RINS</b>	SPA	Team SUZUKI ECSTAR	SUZUKI	<b>1'40.176</b>	19 19	0.786 0.054	<b>338.5</b>
11	89 <b>Jorge MARTIN</b>	SPA	Pramac Racing	DUCATI	<b>1'40.179</b>	18 18	0.789 0.003	<b>339.6</b>
12	21 <b>Franco MORBIDELLI</b>	ITA	Monster Energy Yamaha MotoGP	YAMAHA	<b>1'40.225</b>	16 18	0.835 0.046	<b>328.2</b>
13	9 <b>Danilo PETRUCCI</b>	ITA	Tech 3 KTM Factory Racing	KTM	<b>1'40.231</b>	19 20	0.841 0.006	<b>335.4</b>
14	12 <b>Maverick VIÑALES</b>	SPA	Aprilia Racing Team Gresini	APRILIA	<b>1'40.284</b>	18 19	0.894 0.053	<b>336.4</b>
15	10 <b>Luca MARINI</b>	ITA	SKY VR46 Avintia	DUCATI	<b>1'40.323</b>	18 18	0.933 0.039	<b>332.3</b>
16	23 <b>Enea BASTIANINI</b>	ITA	Avintia Esponsorama	DUCATI	<b>1'40.467</b>	18 18	1.077 0.144	<b>336.4</b>
17	33 <b>Brad BINDER</b>	RSA	Red Bull KTM Factory Racing	KTM	<b>1'40.498</b>	17 18	1.108 0.031	<b>336.4</b>
18	6 <b>Stefan BRADL</b>	GER	Repsol Honda Team	HONDA	<b>1'40.700</b>	18 19	1.310 0.202	<b>337.5</b>
19	88 <b>Miguel OLIVEIRA</b>	POR	Red Bull KTM Factory Racing	KTM	<b>1'40.935</b>	17 18	1.545 0.235	<b>330.2</b>
20	27 <b>Iker LECUONA</b>	SPA	Tech 3 KTM Factory Racing	KTM	<b>1'41.097</b>	7 18	1.707 0.162	<b>334.3</b>
21	46 <b>Valentino ROSSI</b>	ITA	Petronas Yamaha SRT	YAMAHA	<b>1'41.174</b>	17 17	1.784 0.077	<b>330.2</b>
22	4 <b>Andrea DOVIZIOSO</b>	ITA	Petronas Yamaha SRT	YAMAHA	<b>1'41.214</b>	18 20	1.824 0.040	<b>328.2</b>

**Practice condition: Dry**  
**Air: 20°**  
**Humidity: 32%**  
**Ground: 28°**

<b>Fastest Lap:</b>	Lap: 20	<b>Fabio QUARTARARO</b>	<b>1'39.390</b>	166.3 Km/h
<b>Best Race Lap:</b>	2021	<b>Alex RINS</b>	<b>1'39.450</b>	166.2 Km/h
<b>All Time Lap Record:</b>	2021	<b>Fabio QUARTARARO</b>	<b>1'38.862</b>	167.2 Km/h

The results are provisional until the end of the limit for protest and appeals.

Time limit for protest expires 30' after publication of the results - ..... Time: .....

These data/results cannot be reproduced, stored and/or transmitted in whole or in part by any manner of electronic, mechanical, photocopying, recording, broadcasting or otherwise now known or herein after developed without the previous express consent by the copyright owner, except for reproduction in daily press and regular printed publications on sale to the public within 60 days of the event related to those data/results and always provided that copyright symbol appears together as follows below.

© DORNA, 2021

Official MotoGP Timing by **TISSOT**  
 www.motogp.com


**Portimao, Friday, November 05, 2021**





**GRANDE PRÉMIO BREMBO DO ALGARVE**  
**Free Practice Nr. 2**  
**Combined Free Practice Times**

**7**

	Rider	Nation	Team	MOTORCYCLE	FP1	FP2	Gap
1	20 <b>F.QUARTARARO</b>	FRA	Monster Energy Yamaha MotoGP	YAMAHA	1'40.192 21	<b>1'39.390</b> 20	
2	63 <b>F.BAGNAIA</b>	ITA	Ducati Lenovo Team	DUCATI	1'40.237 16	<b>1'39.522</b> 18	0.132 0.132
3	43 <b>J.MILLER</b>	AUS	Ducati Lenovo Team	DUCATI	1'40.323 19	<b>1'39.611</b> 19	0.221 0.089
4	36 <b>J.MIR</b>	SPA	Team SUZUKI ECSTAR	SUZUKI	1'40.689 17	<b>1'39.680</b> 18	0.290 0.069
5	44 <b>P.ESPARGARO</b>	SPA	Repsol Honda Team	HONDA	1'40.795 16	<b>1'39.792</b> 20	0.402 0.112
6	5 <b>J.ZARCO</b>	FRA	Pramac Racing	DUCATI	1'41.084 19	<b>1'39.889</b> 17	0.499 0.097
7	73 <b>A.MARQUEZ</b>	SPA	LCR Honda CASTROL	HONDA	1'40.948 20	<b>1'40.042</b> 18	0.652 0.153
8	41 <b>A.ESPARGARO</b>	SPA	Aprilia Racing Team Gresini	APRILIA	1'40.889 20	<b>1'40.069</b> 18	0.679 0.027
9	30 <b>T.NAKAGAMI</b>	JPN	LCR Honda IDEMITSU	HONDA	1'40.995 19	<b>1'40.122</b> 19	0.732 0.053
10	42 <b>A.RINS</b>	SPA	Team SUZUKI ECSTAR	SUZUKI	1'40.551 18	<b>1'40.176</b> 19	0.786 0.054
11	89 <b>J.MARTIN</b>	SPA	Pramac Racing	DUCATI	1'41.348 19	<b>1'40.179</b> 18	0.789 0.003
12	21 <b>F.MORBIDELLI</b>	ITA	Monster Energy Yamaha MotoGP	YAMAHA	1'40.887 11	<b>1'40.225</b> 16	0.835 0.046
13	9 <b>D.PETRUCCI</b>	ITA	Tech 3 KTM Factory Racing	KTM	1'41.296 18	<b>1'40.231</b> 19	0.841 0.006
14	12 <b>M.VIÑALES</b>	SPA	Aprilia Racing Team Gresini	APRILIA	1'40.853 20	<b>1'40.284</b> 18	0.894 0.053
15	10 <b>L.MARINI</b>	ITA	SKY VR46 Avintia	DUCATI	1'40.785 16	<b>1'40.323</b> 18	0.933 0.039
16	23 <b>E.BASTIANINI</b>	ITA	Avintia Esponsorama	DUCATI	1'41.556 17	<b>1'40.467</b> 18	1.077 0.144
17	33 <b>B.BINDER</b>	RSA	Red Bull KTM Factory Racing	KTM	1'41.215 19	<b>1'40.498</b> 17	1.108 0.031
18	6 <b>S.BRADL</b>	GER	Repsol Honda Team	HONDA	1'41.654 20	<b>1'40.700</b> 18	1.310 0.202
19	88 <b>M.OLIVEIRA</b>	POR	Red Bull KTM Factory Racing	KTM	1'41.375 18	<b>1'40.935</b> 17	1.545 0.235
20	27 <b>I.LECUONA</b>	SPA	Tech 3 KTM Factory Racing	KTM	1'41.199 22	<b>1'41.097</b> 7	1.707 0.162
21	46 <b>V.ROSSI</b>	ITA	Petronas Yamaha SRT	YAMAHA	1'42.080 7	<b>1'41.174</b> 17	1.784 0.077
22	4 <b>A.DOVIZIOSO</b>	ITA	Petronas Yamaha SRT	YAMAHA	1'41.392 20	<b>1'41.214</b> 18	1.824 0.040

<b>Pole Position Record:</b>	2021	<b>Fabio QUARTARARO</b>	<b>1'38.862</b>	167.2 Km/h
<b>Best Race Lap:</b>	2021	<b>Alex RINS</b>	<b>1'39.450</b>	166.2 Km/h
<b>All Time Lap Record:</b>	2021	<b>Fabio QUARTARARO</b>	<b>1'38.862</b>	167.2 Km/h

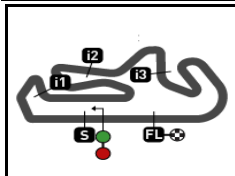
The results are provisional until the end of the limit for protest and appeals.

Time limit for protest expires 60' after publication of the results - ..... Time: .....

These data/results cannot be reproduced, stored and/or transmitted in whole or in part by any manner of electronic, mechanical, photocopying, recording, broadcasting or otherwise now known or herein after developed without the previous express consent by the copyright owner, except for reproduction in daily press and regular printed publications on sale to the public within 60 days of the event related to those data/results and always provided that copyright symbol appears together as follows below.

© DORNA, 2021





4592 m.

# GRANDE PRÉMIO BREMBO DO ALGARVE

## Free Practice Nr. 2

### Top Speed & Average

8



Rider	Nation	Motorcycle	Top 5 speeds					Average	Top
5 <b>Johann ZARCO</b>	<b>FRA</b>	DUCATI	342.8	340.6	340.6	340.6	338.5	340.3	<b>342.8</b>
41 <b>Aleix ESPARGARO</b>	<b>SPA</b>	APRILIA	340.6	338.5	337.5	337.5	336.4	337.6	<b>340.6</b>
43 <b>Jack MILLER</b>	<b>AUS</b>	DUCATI	340.6	339.6	337.5	337.5	337.5	338.4	<b>340.6</b>
89 <b>Jorge MARTIN</b>	<b>SPA</b>	DUCATI	339.6	338.5	338.5	338.5	337.5	338.4	<b>339.6</b>
30 <b>Takaaki NAKAGAMI</b>	<b>JPN</b>	HONDA	338.5	336.4	334.3	332.3	332.3	333.8	<b>338.5</b>
42 <b>Alex RINS</b>	<b>SPA</b>	SUZUKI	338.5	334.3	334.3	332.3	332.3	334.3	<b>338.5</b>
63 <b>Francesco BAGNAIA</b>	<b>ITA</b>	DUCATI	338.5	337.5	336.4	336.4	335.4	336.3	<b>338.5</b>
6 <b>Stefan BRADL</b>	<b>GER</b>	HONDA	337.5	336.4	336.4	336.4	334.3	335.5	<b>337.5</b>
12 <b>Maverick VIÑALES</b>	<b>SPA</b>	APRILIA	336.4	335.4	333.3	332.3	332.3	333.3	<b>336.4</b>
23 <b>Enea BASTIANINI</b>	<b>ITA</b>	DUCATI	336.4	336.4	332.3	332.3	331.2	333.7	<b>336.4</b>
33 <b>Brad BINDER</b>	<b>RSA</b>	KTM	336.4	336.4	334.3	333.3	333.3	334.2	<b>336.4</b>
44 <b>Po ESPARGARO</b>	<b>SPA</b>	HONDA	336.4	336.4	335.4	334.3	334.3	335.2	<b>336.4</b>
73 <b>Alex MARQUEZ</b>	<b>SPA</b>	HONDA	336.4	334.3	333.3	333.3	332.3	333.9	<b>336.4</b>
9 <b>Danilo PETRUCCI</b>	<b>ITA</b>	KTM	335.4	330.2	330.2	329.2	329.2	330.6	<b>335.4</b>
36 <b>Joan MIR</b>	<b>SPA</b>	SUZUKI	335.4	331.2	331.2	330.2	329.2	330.1	<b>335.4</b>
27 <b>Iker LECUONA</b>	<b>SPA</b>	KTM	334.3	333.3	332.3	331.2	331.2	332.3	<b>334.3</b>
10 <b>Luca MARINI</b>	<b>ITA</b>	DUCATI	332.3	330.2	329.2	329.2	328.2	329.1	<b>332.3</b>
20 <b>Fabio QUARTARARO</b>	<b>FRA</b>	YAMAHA	331.2	330.2	330.2	329.2	329.2	329.9	<b>331.2</b>
46 <b>Valentino ROSSI</b>	<b>ITA</b>	YAMAHA	330.2	328.2	328.2	326.2	326.2	327.8	<b>330.2</b>
88 <b>Miguel OLIVEIRA</b>	<b>POR</b>	KTM	330.2	330.2	329.2	329.2	329.2	329.5	<b>330.2</b>
4 <b>Andrea DOVIZIOSO</b>	<b>ITA</b>	YAMAHA	328.2	325.3	325.3	325.3	324.3	325.3	<b>328.2</b>
21 <b>Franco MORBIDELLI</b>	<b>ITA</b>	YAMAHA	328.2	326.2	326.2	326.2	326.2	326.6	<b>328.2</b>

These data/results cannot be reproduced, stored and/or transmitted in whole or in part by any manner of electronic, mechanical, photocopying, recording, broadcasting or otherwise now known or herein after developed without the previous express consent by the copyright owner, except for reproduction in daily press and regular printed publications on sale to the public within 60 days of the event related to those data/results and always provided that copyright symbol appears together as follows below.

© DORNA, 2021

Official MotoGP Timing by TISSOT  
www.motogp.com



Portimao, Friday, November 05, 2021



# GRANDE PRÉMIO BREMBO DO ALGARVE

## Free Practice Nr. 2

### Chronological Analysis of Performances

9

\* Lap / Sector time cancelled      **T1** Time from finish line to 1st intermed.      **T3** Time from 2nd intermed. to 3rd intermed.  
**P** Crossing the finish line in pit lane      **T2** Time from 1st intermed. to 2nd intermed.      **T4** Time from 3rd intermed. to finish line  
**\*\*** Tyre data subject to further updates

Lap	Lap Time	T1	T2	T3	T4	Speed	Lap	Lap Time	T1	T2	T3	T4	Speed	
<b>1st</b>	<b>20</b>	<b>Fabio QUARTARARO</b> YAMAHA FRA Monster Energy Yamaha MotoGP						<b>Run # 2</b>	<b>Front Tyre Slick-Medium Rear Tyre Slick-Medium</b> 8 Laps at start 8 Laps at start					
			Runs=2 Total laps=21 Full laps=12											
Run #	1	Front Tyre	Slick-Medium	Rear Tyre	Slick-Medium									
		New Tyre		New Tyre										
1	3'33.244	14.742	35.788	16.924	33.790	9	8'37.661	16.544	34.056	15.858	32.823			
2	1'42.537 *	21.560	32.753*	15.660	32.564	324.3	10	<b>1'46.394</b>	20.806	37.152	15.619	32.817	334.3	
3	<b>1'47.056</b>	21.028	37.918	15.669	32.441	326.2	11	<b>1'40.476</b>	20.839	32.089	15.319	32.229	333.3	
4	<b>1'40.692</b>	21.006	32.042	15.430	32.214	326.2	12	<b>1'40.007</b>	20.626	31.958	15.216	32.207	335.4	
5	1'46.899 *	20.995	36.445*	15.913	33.546	328.2	13	<b>1'42.709</b>	20.693	31.982	15.231	34.803	336.4	
6	<b>1'40.753</b>	20.984	32.076	15.481	32.212	325.3	14	2'02.011 P	20.789	32.561	15.578	53.083	333.3	
7	<b>1'40.355</b>	20.882	32.020	15.336	32.117	326.2	<b>Run # 3</b> Front Tyre Slick-Medium Rear Tyre Slick-Soft							
8	2'06.377 P	22.359	33.949	16.168	53.901	325.3			New Tyre		New Tyre			
<b>Run # 2</b>		Front Tyre	Slick-Medium	Rear Tyre	Slick-Hard		15	8'41.328	14.075	34.822	16.137	32.870		
		8 Laps at start				New Tyre	16	<b>1'39.795</b>	20.600	32.041	15.095	32.059	335.4	
9	4'49.762	14.334	35.450	16.381	33.405	328.2	17	<b>1'39.695</b>	20.621	31.841	15.180	32.053	337.5	
10	1'41.399 *	21.085	32.565*	15.551	32.198	329.2	18	<b>1'39.522</b>	20.719	31.698	15.129	31.976	338.5	
11	<b>1'40.430</b>	20.890	32.049	15.380	32.111	329.2	<b>3rd</b> <b>43</b> <b>Jack MILLER</b> DUCATI AUS Ducati Lenovo Team							
12	<b>1'40.414</b>	20.973	31.940	15.361	32.140	327.2	Runs=2 Total laps=20 Full laps=15							
13	<b>1'40.304</b>	20.993	31.938	15.324	32.049	330.2	<b>Run # 1</b>	Front Tyre	Slick-Medium	Rear Tyre	Slick-Hard			
14	1'40.059 *	20.861	31.874*	15.290	32.034	329.2			8 Laps at start		New Tyre			
15	<b>1'44.464</b>	20.792	35.642	15.717	32.313	328.2	1	2'45.522	14.713	36.332	16.850	33.956		
16	<b>1'40.162</b>	20.840	31.938	15.333	32.051	327.2	2	<b>1'48.581</b>	21.945	37.476	16.112	33.048	332.3	
17	2'06.627 P	23.315*	33.844	15.865	53.603	326.2	3	<b>1'41.729</b>	21.145	32.387	15.557	32.640	336.4	
<b>Run # 3</b>		Front Tyre	Slick-Medium	Rear Tyre	Slick-Soft		4	<b>1'41.177</b>	20.995	32.315	15.337	32.530	332.3	
		New Tyre				New Tyre	5	<b>1'40.869</b>	21.052	32.128	15.386	32.303	335.4	
18	6'36.947	15.474	33.579	15.775	32.412	329.2	6	<b>1'40.756</b>	20.934	32.033	15.371	32.418	335.4	
19	<b>1'40.484</b>	20.732	31.705	15.343	32.704	330.2	7	2'02.728 P	20.920	32.170	15.408	54.230	333.3	
20	<b>1'39.390</b>	20.641	31.583	15.241	31.925	329.2	<b>Run # 2</b> Front Tyre Slick-Medium Rear Tyre Slick-Medium							
21	<b>1'39.456</b>	20.752	31.592	15.230	31.882	331.2			15 Laps at start		New Tyre			
<b>2nd</b>		<b>63</b>		<b>Francesco BAGNAIA</b> DUCATI ITA Ducati Lenovo Team										
			Runs=2 Total laps=18 Full laps=13											
Run #	1	Front Tyre	Slick-Medium	Rear Tyre	Slick-Medium									
		New Tyre		New Tyre										
8	2'04.674 P	22.843*	33.277	15.913	52.641	333.3	8	6'39.521	14.345	34.901	16.142	33.626		
1	3'05.113	14.351	35.735	16.483	33.634	335.4	9	<b>1'42.209</b>	20.954	32.702	15.757	32.796	333.3	
2	<b>1'42.626</b>	21.361	33.124	15.642	32.499	335.4	10	<b>1'40.934</b>	20.923	32.185	15.413	32.413	337.5	
3	<b>1'41.241</b>	21.091	32.356	15.419	32.375	335.4	11	<b>1'40.989</b>	20.963	32.167	15.446	32.413	335.4	
4	<b>1'40.413</b>	20.847	32.064	15.228	32.274	333.3	12	<b>1'44.563</b>	21.124	35.654	15.590	32.195	337.5	
5	<b>1'40.431</b>	20.863	32.046	15.240	32.282	336.4	13	<b>1'41.747</b>	20.851	32.122	15.391	33.383	337.5	
6	<b>1'40.488</b>	20.762	32.132	15.249	32.345	334.3	14	<b>1'40.375</b>	21.006	31.936	15.283	32.150	337.5	
7	<b>1'40.431</b>	20.768	32.032	15.283	32.348	333.3	15	2'01.816 P	20.868	32.033	15.277	53.638	339.6	
8	2'04.674 P	22.843*	33.277	15.913	52.641	333.3	<b>Run # 3</b>		Front Tyre	Slick-Soft	Rear Tyre	Slick-Soft		
		New Tyre		New Tyre										
16	6'57.482	14.232	34.959	20.127	34.298	333.3	16	6'57.482	14.232	34.959	20.127	34.298		
17	<b>1'44.939</b>	21.030	35.192	15.627	33.090	333.3	17	<b>1'44.939</b>	21.030	35.192	15.627	33.090	333.3	
18	<b>1'40.270</b>	20.883	31.847	15.345	32.195	335.4	18	<b>1'40.270</b>	20.883	31.847	15.345	32.195	335.4	
19	<b>1'39.611</b>	20.778	31.726	15.175	31.932	336.4	19	<b>1'39.611</b>	20.778	31.726	15.175	31.932	336.4	
20	<b>1'40.086</b>	20.745	31.757	15.296	32.288	340.6	20	<b>1'40.086</b>	20.745	31.757	15.296	32.288	340.6	

**Fastest Lap:** Fabio QUARTARARO Monster Energy Yama FRA **1'39.390** 20.641 31.583 15.241 31.925

These data/results cannot be reproduced, stored and/or transmitted in whole or in part by any manner of electronic, mechanical, photocopying, recording, broadcasting or otherwise now known or herein after developed without the previous express consent by the copyright owner, except for reproduction in daily press and regular printed publications on sale to the public within 60 days of the event related to those data/results and always provided that copyright symbol appears together as follows below.  
 © DORNA, 2021



# Free Practice Nr. 2

# MotoGP

Lap	Lap Time	T1	T2	T3	T4	Speed	Lap	Lap Time	T1	T2	T3	T4	Speed
<b>4th</b>	<b>36</b>	<b>Joan MIR</b>			SUZUKI		SPA	17	5'58.935	13.338	37.045	15.846	32.959
Team SUZUKI ECSTAR							18	<b>1'50.962</b>	20.915	32.337	15.545	42.165	331.2
Runs=2 Total laps=20 Full laps=15							19	1'45.648 *	22.612*	35.042	15.639	32.355	335.4
<b>Run #</b>	<b>1</b>	<b>Front Tyre</b>	<b>Slick-Medium</b>	<b>Rear Tyre</b>	<b>Slick-Medium</b>		20	<b>1'39.792</b>	<b>20.698</b>	<b>31.814</b>	<b>15.369</b>	<b>31.911</b>	336.4
		<b>New Tyre</b>		<b>New Tyre</b>									
1	1'59.738	14.368	34.822	16.417	33.522								
2	<b>1'42.792</b>	21.648	32.839	15.614	32.691	329.2							
3	<b>1'41.495</b>	21.396	32.283	15.485	32.331	327.2							
4	<b>1'41.166</b>	21.263	32.297	15.360	32.246	328.2							
5	<b>1'40.751</b>	21.098	32.025	15.351	32.277	328.2							
6	2'03.898 P	21.175	32.875	15.922	53.926	329.2							
<b>Run #</b>	<b>2</b>	<b>Front Tyre</b>	<b>Slick-Medium</b>	<b>Rear Tyre</b>	<b>Slick-Medium</b>								
		<b>6 Laps at start</b>		<b>6 Laps at start</b>									
7	6'45.133	13.729	33.651	15.705	32.992								
8	<b>1'41.504</b>	21.302	32.392	15.382	32.428	329.2							
9	<b>1'40.474</b>	21.103	31.855	15.310	32.206	329.2							
10	<b>1'40.663</b>	21.039	31.872	15.259	32.493	329.2							
11	<b>1'40.373</b>	20.888	31.987	15.286	32.212	329.2							
12	<b>1'46.580</b>	22.308	36.087	15.730	32.455	329.2							
13	<b>1'40.712</b>	21.084	31.981	15.345	32.302	329.2							
14	2'10.362 P	25.803*	34.507	15.650	54.402	329.2							
<b>Run #</b>	<b>3</b>	<b>Front Tyre</b>	<b>Slick-Soft</b>	<b>Rear Tyre</b>	<b>Slick-Soft</b>								
		<b>New Tyre</b>		<b>New Tyre</b>									
15	7'57.655	13.525	33.054	15.594	32.605								
16	<b>1'40.549</b>	21.045	31.748	15.282	32.474	321.4							
17	<b>1'39.770</b>	20.915	31.621	15.194	<b>32.040</b>	331.2							
18	<b>1'39.680</b>	20.880	<b>31.593</b>	<b>15.160</b>	32.047	330.2							
19	<b>1'49.065</b>	29.047	32.392	15.370	32.256	331.2							
20	<b>1'49.212</b>	<b>20.841</b>	40.544	15.507	32.320	<b>335.4</b>							
<b>5th</b>	<b>44</b>	<b>Pol ESPARGARO</b>			HONDA		SPA						
Repsol Honda Team													
Runs=2 Total laps=20 Full laps=13													
<b>Run #</b>	<b>1</b>	<b>Front Tyre</b>	<b>Slick-Medium</b>	<b>Rear Tyre</b>	<b>Slick-Medium</b>								
		<b>New Tyre</b>		<b>New Tyre</b>									
1	2'11.519	14.519	34.832	16.611	37.081								
2	<b>1'46.895</b>	22.382	35.176	16.096	33.241	330.2							
3	<b>1'43.796</b>	21.213	33.835	16.075	32.673	333.3							
4	<b>1'43.276</b>	20.963	34.114	15.608	32.591	<b>336.4</b>							
5	<b>1'41.067</b>	20.889	32.209	15.415	32.554	333.3							
6	<b>1'41.572</b>	20.961	32.300	15.475	32.836	334.3							
7	<b>1'40.980</b>	20.851	32.156	15.415	32.558	333.3							
8	<b>1'44.448</b>	22.783	32.951	15.813	32.901	330.2							
9	<b>1'40.470</b>	20.708	31.902	15.453	32.407	330.2							
10	2'06.897 P	22.445	33.850	16.380	54.222	331.2							
<b>Run #</b>	<b>2</b>	<b>Front Tyre</b>	<b>Slick-Medium</b>	<b>Rear Tyre</b>	<b>Slick-Medium</b>								
		<b>10 Laps at start</b>		<b>10 Laps at start</b>									
11	7'01.825	13.895	35.306	16.348	33.105								
12	<b>1'45.650</b>	20.993	36.375	15.725	32.557	332.3							
13	1'41.987 *	21.414*	32.313	15.585	32.675	334.3							
14	<b>1'40.719</b>	20.857	32.084	15.408	32.370	332.3							
15	<b>1'40.849</b>	20.911	31.992	15.502	32.444	334.3							
16	2'05.377 P	20.959	34.008	16.858	53.552	333.3							
<b>Run #</b>	<b>3</b>	<b>Front Tyre</b>	<b>Slick-Medium</b>	<b>Rear Tyre</b>	<b>Slick-Soft</b>								
		<b>New Tyre</b>		<b>New Tyre</b>									
<b>7th</b>	<b>73</b>	<b>Alex MARQUEZ</b>			HONDA		SPA						
LCR Honda CASTROL													
Runs=2 Total laps=18 Full laps=12													
<b>Run #</b>	<b>1</b>	<b>Front Tyre</b>	<b>Slick-Medium</b>	<b>Rear Tyre</b>	<b>Slick-Medium</b>								
		<b>New Tyre</b>		<b>New Tyre</b>									
1	2'12.827	14.087	35.489	16.577	39.926								
2	1'43.334 *	21.774	33.215*	15.694	32.651	<b>336.4</b>							
3	<b>1'41.945</b>	21.194	32.771	15.498	32.482	330.2							
4	<b>1'40.862</b>	20.957	32.341	15.299	32.265	330.2							
5	<b>1'40.462</b>	20.861	32.136	15.315	32.150	330.2							
6	<b>1'40.558</b>	20.844	32.283	15.275	32.156	331.2							
7	2'04.923 P	22.122	33.492	15.721	53.588	329.2							
<b>Run #</b>	<b>2</b>	<b>Front Tyre</b>	<b>Slick-Medium</b>	<b>Rear Tyre</b>	<b>Slick-Medium</b>								
		<b>7 Laps at start</b>		<b>7 Laps at start</b>									
8	6'51.954	13.766	34.237	16.036	33.364								
9	<b>1'42.316</b>	21.265	32.736	15.651	32.664	327.2							
10	<b>1'41.191</b>	20.875	32.553	15.395	32.368	333.3							
11	<b>1'41.138</b>	20.940	32.284	15.411	32.503	330.2							
12	<b>1'40.969</b>	21.039	32.317	15.354	32.259	332.3							
13	2'06.866 P	21.045	32.456	16.325	57.040	334.3							
<b>Run #</b>	<b>3</b>	<b>Front Tyre</b>	<b>Slick-Medium</b>	<b>Rear Tyre</b>	<b>Slick-Soft</b>								
		<b>New Tyre</b>		<b>New Tyre</b>									
14	9'50.605	13.509	33.918	16.329	38.800								
15	<b>1'41.902</b>	21.385	32.575	15.538	32.404	327.2							

**Fastest Lap:** Fabio QUARTARARO Monster Energy Yama FRA **1'39.390** 20.641 31.583 15.241 31.925

These data/results cannot be reproduced, stored and/or transmitted in whole or in part by any manner of electronic, mechanical, photocopying, recording, broadcasting or otherwise now known or herein after developed without the previous express consent by the copyright owner, except for reproduction in daily press and regular printed publications on sale to the public within 60 days of the event related to those data/results and always provided that copyright symbol appears together as follows below.  
© DORNA, 2021

Official MotoGP Timing by TISSOT  
www.motogp.com

Portimao, Friday, November 05, 2021

Page 2 of 6





## Free Practice Nr. 2

MotoGP

Lap	Lap Time	T1	T2	T3	T4	Speed	Lap	Lap Time	T1	T2	T3	T4	Speed
16	1'40.796	20.716	32.379	15.384	32.317	333.3	16	1'43.933	21.950	33.534	15.699	32.750	327.2
17	1'40.288	20.767	32.079	15.269	32.173	327.2	17	1'41.134	21.004	32.494	15.371	32.265	332.3
18	1'40.042	20.721	31.948	15.273	32.100	330.2	18	1'40.514	21.031	32.065	15.236	32.182	331.2
							19	1'40.122	20.867	31.984	15.216	32.055	330.2

**8th** **41** **Alex ESPARGARO** APRILIA SPA  
Aprilia Racing Team Gresini

Runs=2 Total laps=18 Full laps=12

Run #	1	Front Tyre	Slick-Medium	Rear Tyre	Slick-Medium	
			New Tyre		7 Laps at start	
1	2'11.752	13.826	34.565	16.153	35.797	
2	1'46.940	21.692	32.915	16.865	35.468	340.6
3	1'49.142	21.250	38.257	16.881	32.754	338.5
4	1'44.268	21.038	33.141	17.267	32.822	335.4
5	1'40.879	20.985	32.180	15.514	32.200	336.4
6	1'45.242	20.908	33.724	16.712	33.898	335.4
7	1'43.319	20.960	33.023	16.747	32.589	335.4
8	2'03.248 P	21.049	32.257	15.743	54.199	337.5

Run #	2	Front Tyre	Slick-Medium	Rear Tyre	Slick-Medium	
			8 Laps at start		15 Laps at start	
9	6'45.692	13.677	33.543	16.011	32.869	
10	1'43.129	21.160	32.944	15.772	33.253	331.2
11	1'42.796	21.314	32.504	15.785	33.193	329.2
12	1'47.421 *	24.133*	35.082	15.714	32.492	327.2
13	2'07.802 P	21.480	33.061	16.331	56.930	337.5

Run #	3	Front Tyre	Slick-Medium	Rear Tyre	Slick-Soft	
			New Tyre		New Tyre	
14	10'40.216	13.111	33.065	15.647	32.429	
15	1'43.017	20.821	33.923	15.526	32.747	336.4
16	1'44.664	21.596	33.375	15.968	33.725	332.3
17	1'40.181	20.811	31.819	15.329	32.222	334.3
18	1'40.069	20.732	31.842	15.424	32.071	336.4

**9th** **30** **Takaaki NAKAGAMI** HONDA JPN  
LCR Honda IDEMITSU

Runs=2 Total laps=19 Full laps=14

Run #	1	Front Tyre	Slick-Medium	Rear Tyre	Slick-Medium	
			New Tyre		New Tyre	
1	2'23.078	14.850	36.215	16.771	33.641	
2	1'42.699	21.738	33.115	15.530	32.316	336.4
3	1'40.985	21.131	32.298	15.348	32.208	332.3
4	1'44.282	21.011	34.882	15.882	32.507	332.3
5	1'40.522	20.973	32.136	15.312	32.101	332.3
6	1'48.272	20.835	39.023	15.997	32.417	334.3
7	1'41.289	20.991	32.214	15.564	32.520	338.5
8	2'05.654 P	21.114	33.045	16.194	55.301	330.2

Run #	2	Front Tyre	Slick-Medium	Rear Tyre	Slick-Medium	
			8 Laps at start		8 Laps at start	
9	7'06.132	13.383	34.408	16.067	33.289	
10	1'42.697	21.275	33.295	15.554	32.573	330.2
11	1'40.701	21.083	32.097	15.301	32.220	328.2
12	1'41.782	21.024	32.019	16.200	32.539	331.2
13	1'40.428	20.881	32.104	15.290	32.153	332.3
14	2'06.341 P	21.119	33.973	16.277	54.972	330.2

Run #	3	Front Tyre	Slick-Medium	Rear Tyre	Slick-Soft	
			New Tyre		New Tyre	
15	8'11.947	13.791	35.748	16.226	33.605	

**10th** **42** **Alex RINS** SUZUKI SPA  
Team SUZUKI ECSTAR

Runs=2 Total laps=19 Full laps=14

Run #	1	Front Tyre	Slick-Medium	Rear Tyre	Slick-Medium	
			New Tyre		New Tyre	
1	2'48.891	14.636	34.993	16.632	33.687	
2	1'43.744	21.835	33.133	15.868	32.908	327.2
3	1'43.119	21.257	32.430	16.266	33.166	325.3
4	1'41.425	21.388	32.348	15.408	32.281	325.3
5	1'40.784	21.157	32.072	15.425	32.130	334.3
6	1'41.455	21.400	32.280	15.412	32.363	326.2
7	1'41.044	21.106	32.067	15.448	32.423	332.3
8	2'07.419 P	23.176*	33.616	15.999	54.628	327.2

Run #	2	Front Tyre	Slick-Medium	Rear Tyre	Slick-Medium	
			8 Laps at start		8 Laps at start	
9	5'54.630	14.164	33.734	15.893	33.155	
10	1'42.497	21.125	32.521	15.386	33.465	328.2
11	1'40.978	20.978	32.031	15.482	32.487	330.2
12	1'40.960	21.080	32.140	15.346	32.394	330.2
13	1'40.577	20.890	32.073	15.335	32.279	332.3
14	2'07.186 P	23.433	34.060	15.970	53.723	331.2

Run #	3	Front Tyre	Slick-Soft	Rear Tyre	Slick-Soft	
			New Tyre		New Tyre	
15	9'36.401	13.324	33.535	15.891	33.319	
16	1'48.056	21.116	38.474	15.864	32.602	328.2
17	1'40.546	20.902	31.952	15.452	32.240	331.2
18	1'40.889	20.939	31.961	15.388	32.601	338.5
19	1'40.176	20.839	31.809	15.286	32.242	334.3

**11th** **89** **Jorge MARTIN** DUCATI SPA  
Pramac Racing

Runs=2 Total laps=18 Full laps=11

Run #	1	Front Tyre	Slick-Medium	Rear Tyre	Slick-Medium	
			New Tyre		New Tyre	
1	2'21.906	14.173	36.613	16.464	33.576	
2	1'49.703	21.635	37.086	15.791	35.191	338.5
3	1'42.001	21.398	32.808	15.500	32.295	337.5
4	1'41.184	21.013	32.504	15.405	32.262	339.6
5	1'41.490	21.389	32.327	15.388	32.386	338.5
6	1'42.929	21.189	33.223	15.894	32.623	338.5
7	2'07.391 P	21.330	36.178	15.919	53.964	335.4

Run #	2	Front Tyre	Slick-Medium	Rear Tyre	Slick-Medium	
			7 Laps at start		7 Laps at start	
8	7'30.030	14.494	34.844	16.060	32.673	
9	1'41.332	21.150	32.435	15.446	32.301	331.2
10	1'46.291 *	24.534*	32.854	15.463	33.440	333.3
11	1'41.517	21.266	32.224	15.432	32.595	332.3
12	1'45.284	22.188	33.353	17.156	32.587	332.3
13	1'40.515 *	20.932	32.018*	15.303	32.262	336.4
14	2'07.219 P	23.005	34.063	15.946	54.205	334.3

**Fastest Lap:** Fabio QUARTARARO Monster Energy Yama FRA 1'39.390 20.641 31.583 15.241 31.925

These data/results cannot be reproduced, stored and/or transmitted in whole or in part by any manner of electronic, mechanical, photocopying, recording, broadcasting or otherwise now known or herein after developed without the previous express consent by the copyright owner, except for reproduction in daily press and regular printed publications on sale to the public within 60 days of the event related to those data/results and always provided that copyright symbol appears together as follows below.  
© DORNA, 2021

Official MotoGP Timing by TISSOT  
www.motogp.com

Portimao, Friday, November 05, 2021

Page 3 of 6



# Free Practice Nr. 2

MotoGP

Lap	Lap Time	T1	T2	T3	T4	Speed	Lap	Lap Time	T1	T2	T3	T4	Speed
Run # 3	Front Tyre	Slick-Medium		Rear Tyre	Slick-Soft		15	1'41.191	21.099	32.122	15.465	32.505	327.2
		New Tyre			New Tyre		16	2'08.572	P 23.096	34.103	16.753	54.620	322.3
15	8'31.559	14.711	36.367	16.312	34.438		Run # 3	Front Tyre	Slick-Medium		Rear Tyre	Slick-Soft	
16	1'57.961	21.518	33.856	15.809	46.778				New Tyre			New Tyre	
17	1'43.188	22.851	32.560	15.371	32.406		17	6'46.540	15.714	33.876	15.841	32.730	
18	1'40.179	21.034	31.893	15.250	32.002		18	1'40.930	21.032	32.193	15.404	32.301	329.2

**12th 21** **Franco MORBIDELLI** YAMAHA ITA  
Monster Energy Yamaha MotoGP

Runs=2 Total laps=18 Full laps=12

Run #	Front Tyre	Slick-Medium	Rear Tyre	Slick-Medium	Speed	
1	3'02.612	15.120	35.433	16.396	33.312	
2	1'42.338	21.525	32.621	15.648	32.544	
3	1'41.410	21.499	32.254	15.449	32.208	
4	1'40.886	21.111	32.143	15.398	32.234	
5	1'40.659	20.977	31.938	15.474	32.270	
6	2'12.328	P 25.241*	35.003	16.485	55.599	
Run # 2	Front Tyre	Slick-Medium		Rear Tyre	Slick-Medium	
		6 Laps at start			6 Laps at start	
7	7'44.680	15.064	36.656	16.176	33.142	
8	1'41.348	21.129	32.249	15.637	32.333	325.3
9	1'41.690	* 21.170*	32.055	15.661	32.804	328.2
10	1'40.841	21.085	31.945	15.542	32.269	324.3
11	2'07.311	P 21.000	34.760	16.380	55.171	326.2

Run #	Front Tyre	Slick-Soft	Rear Tyre	Slick-Soft	Speed
12	8'48.531	14.634	33.928	16.088	32.840
13	1'41.554	21.170	32.320	15.678	32.386
14	1'45.673	20.858	32.258	16.749	35.808
15	1'46.210	20.991	31.751	15.444	38.024
16	1'40.225	20.929	31.741	15.427	32.128
17	1'56.129	24.265	41.226	16.940	33.698
18	1'41.437	21.636	32.055	15.562	32.184

**13th 9** **Danilo PETRUCCI** KTM ITA  
Tech 3 KTM Factory Racing

Runs=2 Total laps=20 Full laps=15

Run #	Front Tyre	Slick-Medium	Rear Tyre	Slick-Medium	Speed	
1	2'10.593	14.507	34.366	16.228	33.517	
2	1'43.368	21.632	33.105	15.812	32.819	
3	1'45.680	22.115	35.436	15.583	32.546	
4	1'46.987	21.161	33.042	15.573	37.211	
5	1'41.614	21.246	32.283	15.511	32.574	
6	1'41.277	21.143	32.283	15.400	32.451	
7	1'41.470	21.134	32.213	15.517	32.606	
8	2'14.451	P 25.885*	34.358	16.232	57.976	
Run # 2	Front Tyre	Slick-Medium		Rear Tyre	Slick-Hard	
		8 Laps at start			New Tyre	
9	7'21.421	14.535	33.709	16.009	33.099	
10	1'41.882	21.195	32.458	15.602	32.627	325.3
11	1'41.383	21.164	32.126	15.588	32.505	324.3
12	1'44.468	21.135	32.581	17.271	33.481	325.3
13	1'41.213	21.191	32.203	15.454	32.365	325.3
14	1'47.526	23.023	34.632	15.466	34.405	329.2

**14th 12** **Maverick VIÑALES** APRILIA SPA  
Aprilia Racing Team Gresini

Runs=2 Total laps=19 Full laps=14

Run #	Front Tyre	Slick-Medium	Rear Tyre	Slick-Medium	Speed	
1	2'27.431	13.727	34.200	16.671	33.641	
2	1'42.737	21.468	32.693	15.878	32.698	
3	1'42.291	21.225	32.579	15.789	32.698	
4	1'41.416	21.039	32.307	15.539	32.531	
5	1'41.059	21.085	32.100	15.593	32.281	
6	1'42.726	21.052	33.156	15.778	32.740	
7	2'07.197	P 21.055	34.191	17.509	54.442	
Run # 2	Front Tyre	Slick-Medium		Rear Tyre	Slick-Medium	
		7 Laps at start			7 Laps at start	
8	6'22.214	13.920	34.054	16.163	33.122	
9	1'42.395	21.106	32.359	15.793	33.137	329.2
10	1'43.141	22.003	32.691	15.851	32.596	331.2
11	1'45.669	22.938	33.627	15.822	33.282	330.2
12	1'41.036	21.009	32.153	15.493	32.381	333.3
13	1'41.013	21.004	32.075	15.470	32.464	331.2
14	2'04.210	P 20.954	33.215	16.100	53.941	332.3

Run #	Front Tyre	Slick-Medium	Rear Tyre	Slick-Soft	Speed
15	9'08.579	14.453	33.534	16.196	33.261
16	1'41.337	20.987	32.139	15.662	32.549
17	1'40.581	20.942	31.865	15.526	32.248
18	1'40.284	20.982	31.736	15.403	32.163
19	1'41.898	20.825	33.247	15.533	32.293

**15th 10** **Luca MARINI** DUCATI ITA  
SKY VR46 Avintia

Runs=2 Total laps=18 Full laps=13

Run #	Front Tyre	Slick-Medium	Rear Tyre	Slick-Medium	Speed	
1	2'27.412	14.532	35.648	16.784	34.238	
2	1'43.853	21.635	33.151	16.069	32.998	
3	1'42.340	21.250	32.608	15.695	32.787	
4	1'42.423	21.670	32.635	15.589	32.529	
5	1'41.830	21.236	32.523	15.552	32.519	
6	1'46.262	23.888	33.976	15.718	32.680	
7	2'03.610	P 21.142	32.494	15.653	54.321	
Run # 2	Front Tyre	Slick-Medium		Rear Tyre	Slick-Medium	
		7 Laps at start			7 Laps at start	
8	8'14.502	16.015	34.719	15.944	33.029	
9	1'41.876	21.154	32.713	15.576	32.433	327.2
10	1'41.284	20.975	32.266	15.571	32.472	329.2
11	1'40.812	21.044	32.098	15.328	32.342	327.2

**Fastest Lap:** Fabio QUARTARARO Monster Energy Yama FRA **1'39.390** 20.641 31.583 15.241 31.925

These data/results cannot be reproduced, stored and/or transmitted in whole or in part by any manner of electronic, mechanical, photocopying, recording, broadcasting or otherwise now known or herein after developed without the previous express consent by the copyright owner, except for reproduction in daily press and regular printed publications on sale to the public within 60 days of the event related to those data/results and always provided that copyright symbol appears together as follows below.  
© DORNA, 2021



# Free Practice Nr. 2

# MotoGP

Lap	Lap Time	T1	T2	T3	T4	Speed	Lap	Lap Time	T1	T2	T3	T4	Speed
12	1'40.799	20.927	32.021	15.380	32.471	329.2	12	1'41.444	20.981	32.370	15.573	32.520	334.3
13	1'40.606	20.946	32.008	15.404	32.248	328.2	13	2'04.813 P	21.189	33.465	15.885	54.274	331.2
14	2'10.980 P	25.431*	34.462	16.509	54.578	326.2	<b>Run # 3</b> Front Tyre Slick-Hard Rear Tyre Slick-Soft 6 Laps at start New Tyre						
<b>Run # 3</b> Front Tyre Slick-Medium Rear Tyre Slick-Soft New Tyre New Tyre						14	8'05.567	13.381	34.191	16.685	39.465		
15	9'28.221	14.044	35.029	16.123	33.214		15	1'43.307	21.871	32.966	15.678	32.792	331.2
16	1'41.518	21.051	32.563	15.526	32.378	328.2	16	1'41.333	21.045	32.155	15.568	32.565	332.3
17	1'40.794	20.939	32.254	15.317	32.284	326.2	17	1'40.498	20.709	31.972	15.583	32.234	333.3
18	1'40.323	20.933	31.963	15.336	32.091	328.2	18	1'41.122	20.869	32.168	15.508	32.577	333.3

**16th** **23** **Enea BASTIANINI** DUCATI ITA  
Avintia Esponsorama

**18th** **6** **Stefan BRADL** HONDA GER  
Repsol Honda Team

Runs=2 Total laps=18 Full laps=12

Runs=2 Total laps=19 Full laps=14

Run #	1	Front Tyre	Slick-Medium	Rear Tyre	Slick-Medium	Speed
			New Tyre	New Tyre		
1	2'24.022	14.864	36.498	16.899	33.838	
2	1'44.006	21.653	33.585	15.859	32.909	332.3
3	1'42.012	21.236	32.512	15.590	32.674	326.2
4	1'46.690	23.501	34.834	15.729	32.626	331.2
5	1'41.333	21.050	32.399	15.516	32.368	336.4
6	1'43.902 *	22.713*	32.842	15.640	32.707	336.4
7	2'03.755 P	21.153	32.394	15.973	54.235	329.2
<b>Run # 2</b> Front Tyre Slick-Medium Rear Tyre Slick-Medium 7 Laps at start 7 Laps at start						
8	9'48.176	14.557	35.014	16.641	34.109	
9	1'43.468	21.692	33.055	15.728	32.993	322.3
10	1'43.398	21.076	34.066	15.655	32.601	326.2
11	1'41.473	21.202	32.293	15.430	32.548	328.2
12	1'46.698	22.462	33.449	15.943	34.844	330.2
13	1'41.617	21.133	32.248	15.512	32.724	328.2
14	2'05.462 P	22.008	33.325	15.920	54.209	324.3
<b>Run # 3</b> Front Tyre Slick-Medium Rear Tyre Slick-Soft New Tyre New Tyre						
15	7'03.342	14.882	34.504	16.409	33.519	
16	1'43.759	21.609	33.847	15.630	32.673	327.2
17	1'40.865	21.002	32.105	15.401	32.357	330.2
18	1'40.467	20.762	32.029	15.374	32.302	332.3

Run #	1	Front Tyre	Slick-Medium	Rear Tyre	Slick-Medium	Speed
			New Tyre	New Tyre		
1	2'12.391	14.090	34.607	16.182	36.795	
2	1'44.583	21.867	34.337	15.657	32.722	333.3
3	1'41.842	21.433	32.495	15.502	32.412	333.3
4	1'41.463	21.375	32.416	15.364	32.308	334.3
5	1'41.222	21.248	32.148	15.525	32.301	331.2
6	1'49.283	21.186	36.029	17.278	34.790	330.2
7	1'40.971	21.109	32.248	15.383	32.231	336.4
8	2'09.094 P	24.837*	33.363	15.986	54.908	332.3
<b>Run # 2</b> Front Tyre Slick-Medium Rear Tyre Slick-Medium 8 Laps at start 8 Laps at start						
9	6'21.829	13.546	33.395	15.843	33.009	
10	1'42.664	21.308	32.458	15.534	33.364	337.5
11	1'40.892	21.079	32.122	15.362	32.329	334.3
12	1'40.940	21.157	32.177	15.353	32.253	334.3
13	1'40.927	21.094	32.180	15.366	32.287	336.4
14	2'11.469 P	21.213	38.956*	16.092	55.208	336.4
<b>Run # 3</b> Front Tyre Slick-Medium Rear Tyre Slick-Soft New Tyre New Tyre						
15	8'18.768	13.307	33.654	15.837	35.533	
16	1'41.798	21.366	32.422	15.484	32.526	327.2
17	1'47.191	22.851	32.986	15.473	35.881	330.2
18	1'40.700	21.183	32.056	15.287	32.174	331.2
19	1'40.741	21.012	32.202	15.338	32.189	334.3

**17th** **33** **Brad BINDER** KTM RSA  
Red Bull KTM Factory Racing

**19th** **88** **Miguel OLIVEIRA** KTM POR  
Red Bull KTM Factory Racing

Runs=2 Total laps=18 Full laps=13

Runs=2 Total laps=18 Full laps=12

Run #	1	Front Tyre	Slick-Medium	Rear Tyre	Slick-Hard	Speed
			New Tyre	New Tyre		
1	2'20.859	14.995	36.112	16.697	34.197	
2	1'48.375	22.053	37.100	15.935	33.287	333.3
3	1'42.787	21.460	33.052	15.650	32.625	329.2
4	1'45.537	21.113	35.947	15.579	32.898	333.3
5	1'41.365	21.027	32.481	15.429	32.428	336.4
6	1'45.658	21.105	36.110	15.636	32.807	336.4
7	2'03.869 P	21.024	32.344	15.631	54.870	330.2
<b>Run # 2</b> Front Tyre Slick-Hard Rear Tyre Slick-Hard New Tyre 7 Laps at start						
8	9'03.348	14.155	34.417	16.165	33.568	
9	1'43.762	21.730	32.988	16.042	33.002	332.3
10	1'44.286	22.286	32.895	15.773	33.332	329.2
11	1'41.532	21.078	32.329	15.643	32.482	333.3

Run #	1	Front Tyre	Slick-Medium	Rear Tyre	Slick-Medium	Speed
			New Tyre	New Tyre		
1	1'59.282	15.294	34.950	16.321	33.298	
2	1'48.330	21.494	37.745	16.027	33.064	328.2
3	1'42.178	21.379	32.564	15.609	32.626	327.2
4	1'41.504	21.178	32.349	15.504	32.473	327.2
5	1'41.295	21.181	32.139	15.461	32.514	328.2
6	1'41.312	21.142	32.246	15.401	32.523	329.2
7	1'41.688	21.184	32.463	15.452	32.589	325.3
8	2'05.805 P	21.874	34.512	16.261	53.158	327.2
<b>Run # 2</b> Front Tyre Slick-Medium Rear Tyre Slick-Medium 12 Laps at start 8 Laps at start						
9	6'28.705	14.542	33.666	15.859	33.015	
10	1'41.531	21.095	32.448	15.489	32.499	329.2

**Fastest Lap:** Fabio QUARTARARO Monster Energy Yama FRA 1'39.390 20.641 31.583 15.241 31.925

These data/results cannot be reproduced, stored and/or transmitted in whole or in part by any manner of electronic, mechanical, photocopying, recording, broadcasting or otherwise now known or herein after developed without the previous express consent by the copyright owner, except for reproduction in daily press and regular printed publications on sale to the public within 60 days of the event related to those data/results and always provided that copyright symbol appears together as follows below.  
© DORNA, 2021





# Free Practice Nr. 2

MotoGP

Lap	Lap Time	T1	T2	T3	T4	Speed	Lap	Lap Time	T1	T2	T3	T4	Speed
11	1'41.421	21.038	32.321	15.465	32.597	330.2	11	1'42.511	21.385	32.832	15.711	32.583	324.3
12	1'46.409	21.134	36.710	15.830	32.735	329.2	12	1'41.900	21.205	32.534	15.592	32.569	322.3
13	1'43.637 *	22.704*	32.836	15.559	32.538	329.2	13	2'06.402 P	22.852	33.801	16.212	53.537	322.3
14	1'41.305	21.077	32.342	15.432	32.454	329.2	<b>Run # 3</b> Front Tyre Slick-Medium Rear Tyre Slick-Soft						
15	2'05.827 P	23.138	33.588	16.100	53.001	326.2	New Tyre New Tyre						
<b>Run # 3</b> Front Tyre Slick-Medium Rear Tyre Slick-Soft							14	6'32.940	13.819	34.194	16.889	39.899	
New Tyre New Tyre							15	1'42.040 *	21.184	32.734*	15.646	32.476	326.2
16	10'16.147	15.123	36.349	15.927	33.174		16	1'41.221	21.096	32.215	15.526	32.384	324.3
17	1'40.935	20.949	32.249	15.371	32.366	328.2	17	1'41.174	20.976	32.353	15.485	32.360	325.3
18	1'47.180	20.925	38.070	15.649	32.536	330.2							

**20th 27** Iker LECUONA KTM SPA  
Tech 3 KTM Factory Racing

Runs=2 Total laps=18 Full laps=13

Run #	1	Front Tyre	Slick-Hard	Rear Tyre	Slick-Medium	Speed
		New Tyre		New Tyre		
1	2'12.959	14.191	34.338	16.425	33.133	
2	1'43.262	21.943	33.044	15.732	32.543	334.3
3	1'42.466	21.509	32.541	15.542	32.874	327.2
4	1'41.758	21.203	32.944	15.369	32.242	331.2
5	1'41.286	21.327	32.140	15.497	32.322	331.2
6	1'46.590	21.389	35.903	15.708	33.590	333.3
7	1'41.097	21.073	32.244	15.429	32.351	329.2
8	2'02.885 P	21.205	32.176	15.536	53.968	331.2
<b>Run # 2</b> Front Tyre Slick-Hard Rear Tyre Slick-Medium						
8 Laps at start 8 Laps at start						
9	8'13.611	14.050	33.430	16.091	34.821	
10	1'41.911	21.242	32.616	15.682	32.371	332.3
11	1'41.106	21.089	32.244	15.473	32.300	330.2
12	1'41.115	21.182	32.181	15.482	32.270	328.2
13	2'03.855 P	21.086	32.415*	15.515	54.839	330.2
<b>Run # 3</b> Front Tyre Slick-Hard Rear Tyre Slick-Soft						
New Tyre New Tyre						
14	9'29.855	16.367	33.640	16.065	33.372	
15	1'41.169	20.896	32.352	15.509	32.412	326.2
16	1'42.097	21.079	31.970	15.414	33.634	326.2
17	1'47.464	21.199	31.898	15.575	38.792	322.3
18	1'41.102	21.070	32.169	15.615	32.248	326.2

**21st 46** Valentino ROSSI YAMAHA ITA  
Petronas Yamaha SRT

Runs=2 Total laps=17 Full laps=11

Run #	1	Front Tyre	Slick-Medium	Rear Tyre	Slick-Hard	Speed
		New Tyre		New Tyre		
1	2'15.123	14.342	35.085	16.653	33.462	
2	1'43.735	22.074	33.187	15.671	32.803	328.2
3	1'42.017	21.541	32.431	15.583	32.462	330.2
4	1'41.698	21.256	32.460	15.501	32.481	328.2
5	1'41.561	21.146	32.321	15.606	32.488	326.2
6	1'41.839	21.197	32.337	15.688	32.617	325.3
7	2'12.764 P	21.222	40.511	16.861	54.170	322.3
<b>Run # 2</b> Front Tyre Slick-Medium Rear Tyre Slick-Hard						
7 Laps at start 7 Laps at start						
8	12'02.178	15.578	35.640	16.638	33.475	
9	1'42.728	21.395	32.870	15.734	32.729	324.3
10	1'42.196	21.342	32.573	15.643	32.638	324.3

**22nd 4** Andrea DOVIZIOSO YAMAHA ITA  
Petronas Yamaha SRT

Runs=2 Total laps=20 Full laps=13

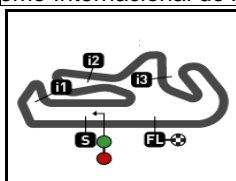
Run #	1	Front Tyre	Slick-Medium	Rear Tyre	Slick-Medium	Speed
		New Tyre		New Tyre		
1	2'16.510	14.433	34.961	16.455	33.407	
2	1'43.249	21.786	32.983	15.765	32.715	324.3
3	1'42.790	21.496	32.702	15.699	32.893	325.3
4	1'43.180	21.148	32.730	15.762	33.540	325.3
5	1'42.951	21.346	32.357	16.547	32.701	323.3
6	1'41.608	21.227	32.390	15.488	32.503	325.3
7	1'43.693 *	22.672*	32.719	15.616	32.686	324.3
8	2'04.333 P	21.306	32.378	15.539	55.110	323.3
<b>Run # 2</b> Front Tyre Slick-Medium Rear Tyre Slick-Medium						
8 Laps at start 8 Laps at start						
9	7'22.263	14.130	34.488	16.076	33.423	
10	1'42.165	21.290	32.675	15.587	32.613	322.3
11	1'43.640	21.378	32.655	16.738	32.869	320.4
12	1'47.146	23.260	35.081	15.914	32.891	322.3
13	1'41.973	21.267	32.511	15.507	32.688	321.4
14	2'04.005 P	21.191	33.226	16.001	53.587	321.4
<b>Run # 3</b> Front Tyre Slick-Medium Rear Tyre Slick-Hard						
14 Laps at start New Tyre						
15	6'37.333	14.750	34.458	16.073	33.342	
16	1'42.387	21.459	32.685	15.578	32.665	319.5
17	1'46.225	21.145	32.860	16.113	36.107	323.3
18	1'41.214	21.107	32.241	15.419	32.447	324.3
19	1'56.328 *	22.279*	32.182	15.368	46.499	320.4
20	1'47.312	21.010	35.893	16.390	34.019	328.2

**Fastest Lap:** Fabio QUARTARARO Monster Energy Yama FRA 1'39.390 20.641 31.583 15.241 31.925

These data/results cannot be reproduced, stored and/or transmitted in whole or in part by any manner of electronic, mechanical, photocopying, recording, broadcasting or otherwise now known or herein after developed without the previous express consent by the copyright owner, except for reproduction in daily press and regular printed publications on sale to the public within 60 days of the event related to those data/results and always provided that copyright symbol appears together as follows below.  
© DORNA, 2021

Official MotoGP Timing by TISSOT  
www.motogp.com





4592 m.

# GRANDE PRÉMIO BREMBO DO ALGARVE

## Free Practice Nr. 2

### Best Partial Times

# MotoGP™

*IT* Ideal Lap Time, sum of the best partial times

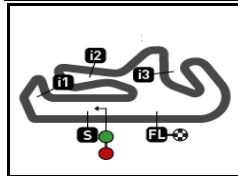
*BT* Best Lap Time

T1			T2			T3			T4				
Pos	Rider	Time	Rider	Time	Rider	Time	Rider	Time	Pos	Rider	IT	BT	
1	F.BAGNAIA	20.600	F.QUARTARARO	31.583	F.BAGNAIA	15.095	F.QUARTARARO	31.882	1	F.QUARTARAR	1'39.336	1'39.390 (1)	
2	F.QUARTARARO	20.641	J.MIR	31.593	J.MIR	15.160	P.ESPARGARO	31.911	2	F.BAGNAIA	1'39.369	1'39.522 (2)	
3	P.ESPARGARO	20.698	F.BAGNAIA	31.698	J.MILLER	15.175	J.MILLER	31.932	3	J.MILLER	1'39.578	1'39.611 (3)	
4	B.BINDER	20.709	J.ZARCO	31.715	T.NAKAGAMI	15.216	F.BAGNAIA	31.976	4	J.MIR	1'39.634	1'39.680 (4)	
5	A.MARQUEZ	20.716	J.MILLER	31.726	F.QUARTARARO	15.230	J.MARTIN	32.002	5	P.ESPARGAR	1'39.792	1'39.792 (5)	
6	A.ESPARGARO	20.732	M.VIÑALES	31.736	J.MARTIN	15.250	J.MIR	32.040	6	J.ZARCO	1'39.889	1'39.889 (6)	
7	J.MILLER	20.745	F.MORBIDELLI	31.741	A.MARQUEZ	15.269	J.ZARCO	32.049	7	A.ESPARGAR	1'39.951	1'40.069 (8)	
8	E.BASTIANINI	20.762	A.RINS	31.809	A.RINS	15.286	T.NAKAGAMI	32.055	8	A.MARQUEZ	1'40.033	1'40.042 (7)	
9	J.ZARCO	20.811	P.ESPARGARO	31.814	S.BRADL	15.287	A.ESPARGARO	32.071	9	A.RINS	1'40.064	1'40.176 (10)	
10	M.VIÑALES	20.825	A.ESPARGARO	31.819	J.ZARCO	15.314	L.MARINI	32.091	10	J.MARTIN	1'40.077	1'40.179 (11)	
11	T.NAKAGAMI	20.835	D.PETRUCCI	31.884	L.MARINI	15.317	A.MARQUEZ	32.100	11	T.NAKAGAMI	1'40.090	1'40.122 (9)	
12	A.RINS	20.839	J.MARTIN	31.893	A.ESPARGARO	15.329	D.PETRUCCI	32.109	12	F.MORBIDELLI	1'40.125	1'40.225 (12)	
13	D.PETRUCCI	20.841	I.LECUONA	31.898	A.DOVIZIOSO	15.368	F.MORBIDELLI	32.128	13	M.VIÑALES	1'40.127	1'40.284 (14)	
14	J.MIR	20.841	A.MARQUEZ	31.948	I.LECUONA	15.369	A.RINS	32.130	14	D.PETRUCCI	1'40.231	1'40.231 (13)	
15	F.MORBIDELLI	20.858	L.MARINI	31.963	P.ESPARGARO	15.369	M.VIÑALES	32.163	15	L.MARINI	1'40.298	1'40.323 (15)	
16	I.LECUONA	20.896	B.BINDER	31.972	M.OLIVEIRA	15.371	S.BRADL	32.174	16	B.BINDER	1'40.344	1'40.498 (17)	
17	M.OLIVEIRA	20.925	T.NAKAGAMI	31.984	E.BASTIANINI	15.374	B.BINDER	32.234	17	I.LECUONA	1'40.405	1'41.097 (20)	
18	L.MARINI	20.927	E.BASTIANINI	32.029	D.PETRUCCI	15.397	I.LECUONA	32.242	18	E.BASTIANINI	1'40.467	1'40.467 (16)	
19	J.MARTIN	20.932	S.BRADL	32.056	F.MORBIDELLI	15.398	E.BASTIANINI	32.302	19	S.BRADL	1'40.529	1'40.700 (18)	
20	V.ROSSI	20.976	M.OLIVEIRA	32.139	M.VIÑALES	15.403	V.ROSSI	32.360	20	M.OLIVEIRA	1'40.801	1'40.935 (19)	
21	A.DOVIZIOSO	21.010	A.DOVIZIOSO	32.182	B.BINDER	15.429	M.OLIVEIRA	32.366	21	A.DOVIZIOSO	1'41.007	1'41.214 (22)	
22	S.BRADL	21.012	V.ROSSI	32.215	V.ROSSI	15.485	A.DOVIZIOSO	32.447	22	V.ROSSI	1'41.036	1'41.174 (21)	

These data/results cannot be reproduced, stored and/or transmitted in whole or in part by any manner of electronic, mechanical, photocopying, recording, broadcasting or otherwise now known or herein after developed without the previous express consent by the copyright owner, except for reproduction in daily press and regular printed publications on sale to the public within 60 days of the event related to those data/results and always provided that copyright symbol appears together as follows below.  
© DORNA, 2021


Official MotoGP Timing by   
www.motogp.com





4592 m.

**GRANDE PRÉMIO BREMBO DO ALGARVE**  
**Free Practice Nr. 2**  
**Fastest Laps Sequence**

<i>Practice Time</i>	 <i>Rider</i>	<i>Nation</i>	<i>Motorcycle</i>	<i>Time</i>	<i>Km/h</i>	<i>Rider's Lap</i>
<b>3'42.530</b>	36 <b>Joan MIR</b>	SPA	SUZUKI	<b>1'42.792</b>	160.8	2
<b>4'05.777</b>	30 <b>Takaaki NAKAGAMI</b>	JPN	HONDA	<b>1'42.699</b>	160.9	2
<b>4'44.950</b>	21 <b>Franco MORBIDELLI</b>	ITA	YAMAHA	<b>1'42.338</b>	161.5	2
<b>5'24.025</b>	36 <b>Joan MIR</b>	SPA	SUZUKI	<b>1'41.495</b>	162.8	3
<b>5'46.762</b>	30 <b>Takaaki NAKAGAMI</b>	JPN	HONDA	<b>1'40.985</b>	163.6	3
<b>7'18.968</b>	73 <b>Alex MARQUEZ</b>	SPA	HONDA	<b>1'40.862</b>	163.8	4
<b>8'09.393</b>	63 <b>Francesco BAGNAIA</b>	ITA	DUCATI	<b>1'40.413</b>	164.6	4
<b>13'51.536</b>	20 <b>Fabio QUARTARARO</b>	FRA	YAMAHA	<b>1'40.355</b>	164.7	7
<b>27'30.222</b>	20 <b>Fabio QUARTARARO</b>	FRA	YAMAHA	<b>1'40.304</b>	164.8	13
<b>28'59.955</b>	63 <b>Francesco BAGNAIA</b>	ITA	DUCATI	<b>1'40.007</b>	165.3	12
<b>41'13.615</b>	36 <b>Joan MIR</b>	SPA	SUZUKI	<b>1'39.770</b>	165.6	17
<b>42'53.295</b>	36 <b>Joan MIR</b>	SPA	SUZUKI	<b>1'39.680</b>	165.8	18
<b>44'15.818</b>	43 <b>Jack MILLER</b>	AUS	DUCATI	<b>1'39.611</b>	165.9	19
<b>44'38.355</b>	20 <b>Fabio QUARTARARO</b>	FRA	YAMAHA	<b>1'39.390</b>	166.3	20

These data/results cannot be reproduced, stored and/or transmitted in whole or in part by any manner of electronic, mechanical, photocopying, recording, broadcasting or otherwise now known or herein after developed without the previous express consent by the copyright owner, except for reproduction in daily press and regular printed publications on sale to the public within 60 days of the event related to those data/results and always provided that copyright symbol appears together as follows below.

© DORNA, 2021

Official MotoGP Timing by **TISSOT**  
 www.motogp.com



**Portimao, Friday, November 05, 2021**