

4592 m.

# GRANDE PRÉMIO BREMBO DO ALGARVE

## Free Practice Nr. 4

### Classification

14

	Rider	Nation	Team	Motorcycle	Time	Lap Total	Gap	Top Speed
1	63 Francesco BAGNAIA	ITA	Ducati Lenovo Team	DUCATI	<b>1'39.665</b>	14 16		<b>334.3</b>
2	5 Johann ZARCO	FRA	Pramac Racing	DUCATI	<b>1'39.725</b>	11 15	0.060 0.060	<b>342.8</b>
3	10 Luca MARINI	ITA	SKY VR46 Avintia	DUCATI	<b>1'39.760</b>	14 15	0.095 0.035	<b>334.3</b>
4	27 Iker LECUONA	SPA	Tech 3 KTM Factory Racing	KTM	<b>1'39.836</b>	9 13	0.171 0.076	<b>329.2</b>
5	20 Fabio QUARTARARO	FRA	Monster Energy Yamaha MotoGP	YAMAHA	<b>1'39.998</b>	7 15	0.333 0.162	<b>329.2</b>
6	73 Alex MARQUEZ	SPA	LCR Honda CASTROL	HONDA	<b>1'40.065</b>	11 15	0.400 0.067	<b>336.4</b>
7	43 Jack MILLER	AUS	Ducati Lenovo Team	DUCATI	<b>1'40.156</b>	6 14	0.491 0.091	<b>337.5</b>
8	36 Joan MIR	SPA	Team SUZUKI ECSTAR	SUZUKI	<b>1'40.158</b>	10 16	0.493 0.002	<b>332.3</b>
9	21 Franco MORBIDELLI	ITA	Monster Energy Yamaha MotoGP	YAMAHA	<b>1'40.184</b>	12 13	0.519 0.026	<b>330.2</b>
10	41 Aleix ESPARGARO	SPA	Aprilia Racing Team Gresini	APRILIA	<b>1'40.286</b>	11 16	0.621 0.102	<b>338.5</b>
11	44 Pol ESPARGARO	SPA	Repsol Honda Team	HONDA	<b>1'40.337</b>	8 12	0.672 0.051	<b>337.5</b>
12	30 Takaaki NAKAGAMI	JPN	LCR Honda IDEMITSU	HONDA	<b>1'40.363</b>	14 15	0.698 0.026	<b>336.4</b>
13	12 Maverick VIÑALES	SPA	Aprilia Racing Team Gresini	APRILIA	<b>1'40.418</b>	12 12	0.753 0.055	<b>332.3</b>
14	89 Jorge MARTIN	SPA	Pramac Racing	DUCATI	<b>1'40.452</b>	12 14	0.787 0.034	<b>336.4</b>
15	33 Brad BINDER	RSA	Red Bull KTM Factory Racing	KTM	<b>1'40.536</b>	12 13	0.871 0.084	<b>334.3</b>
16	88 Miguel OLIVEIRA	POR	Red Bull KTM Factory Racing	KTM	<b>1'40.569</b>	8 15	0.904 0.033	<b>335.4</b>
17	42 Alex RINS	SPA	Team SUZUKI ECSTAR	SUZUKI	<b>1'40.599</b>	10 14	0.934 0.030	<b>332.3</b>
18	46 Valentino ROSSI	ITA	Petronas Yamaha SRT	YAMAHA	<b>1'40.634</b>	16 16	0.969 0.035	<b>334.3</b>
19	23 Enea BASTIANINI	ITA	Avintia Esponsorama	DUCATI	<b>1'40.648</b>	9 13	0.983 0.014	<b>337.5</b>
20	4 Andrea DOVIZIOSO	ITA	Petronas Yamaha SRT	YAMAHA	<b>1'40.658</b>	13 16	0.993 0.010	<b>331.2</b>
21	6 Stefan BRADL	GER	Repsol Honda Team	HONDA	<b>1'40.672</b>	14 15	1.007 0.014	<b>335.4</b>
22	9 Danilo PETRUCCI	ITA	Tech 3 KTM Factory Racing	KTM	<b>1'40.864</b>	7 13	1.199 0.192	<b>335.4</b>

Practice condition: **Dry**  
 Air: **19°**  
 Humidity: **27%**  
 Ground: **28°**

<b>Fastest Lap:</b>	Lap: 14	<b>Francesco BAGNAIA</b>	<b>1'39.665</b>	165.8 Km/h
<b>Best Race Lap:</b>	2021	<b>Alex RINS</b>	<b>1'39.450</b>	166.2 Km/h
<b>All Time Lap Record:</b>	2021	<b>Fabio QUARTARARO</b>	<b>1'38.862</b>	167.2 Km/h

The results are provisional until the end of the limit for protest and appeals.

Time limit for protest expires 30' after publication of the results - ..... Time: .....

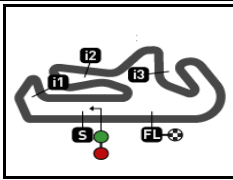
These data/results cannot be reproduced, stored and/or transmitted in whole or in part by any manner of electronic, mechanical, photocopying, recording, broadcasting or otherwise now known or herein after developed without the previous express consent by the copyright owner, except for reproduction in daily press and regular printed publications on sale to the public within 60 days of the event related to those data/results and always provided that copyright symbol appears together as follows below.

© DORNA, 2021

Official MotoGP Timing by TISSOT  
 www.motogp.com

Portimao, Saturday, November 06, 2021





4592 m.

# GRANDE PRÉMIO BREMBO DO ALGARVE

## Free Practice Nr. 4

### Top Speed & Average

15



Rider	Nation	Motorcycle	Top 5 speeds					Average	Top
5 <b>Johann ZARCO</b>	FRA	DUCATI	342.8	342.8	339.6	338.5	337.5	339.5	342.8
41 <b>Aleix ESPARGARO</b>	SPA	APRILIA	338.5	337.5	335.4	334.3	334.3	335.7	338.5
23 <b>Enea BASTIANINI</b>	ITA	DUCATI	337.5	336.4	335.4	334.3	333.3	335.0	337.5
43 <b>Jack MILLER</b>	AUS	DUCATI	337.5	336.4	336.4	336.4	335.4	336.0	337.5
44 <b>Pol ESPARGARO</b>	SPA	HONDA	337.5	334.3	334.3	333.3	332.3	334.0	337.5
30 <b>Takaaki NAKAGAMI</b>	JPN	HONDA	336.4	334.3	333.3	333.3	331.2	333.3	336.4
73 <b>Alex MARQUEZ</b>	SPA	HONDA	336.4	335.4	335.4	335.4	334.3	335.4	336.4
89 <b>Jorge MARTIN</b>	SPA	DUCATI	336.4	333.3	333.3	332.3	332.3	333.3	336.4
6 <b>Stefan BRADL</b>	GER	HONDA	335.4	335.4	334.3	332.3	332.3	333.5	335.4
9 <b>Danilo PETRUCCI</b>	ITA	KTM	335.4	333.3	331.2	329.2	329.2	331.7	335.4
88 <b>Miguel OLIVEIRA</b>	POR	KTM	335.4	335.4	334.3	333.3	332.3	334.1	335.4
10 <b>Luca MARINI</b>	ITA	DUCATI	334.3	332.3	332.3	331.2	330.2	331.8	334.3
33 <b>Brad BINDER</b>	RSA	KTM	334.3	332.3	330.2	329.2	329.2	330.7	334.3
46 <b>Valentino ROSSI</b>	ITA	YAMAHA	334.3	334.3	332.3	331.2	331.2	332.7	334.3
63 <b>Francesco BAGNAIA</b>	ITA	DUCATI	334.3	333.3	333.3	332.3	332.3	332.9	334.3
12 <b>Maverick VIÑALES</b>	SPA	APRILIA	332.3	332.3	330.2	330.2	329.2	330.8	332.3
36 <b>Joan MIR</b>	SPA	SUZUKI	332.3	330.2	329.2	329.2	329.2	329.9	332.3
42 <b>Alex RINS</b>	SPA	SUZUKI	332.3	331.2	330.2	329.2	329.2	330.2	332.3
4 <b>Andrea DOVIZIOSO</b>	ITA	YAMAHA	331.2	329.2	329.2	328.2	327.2	328.7	331.2
21 <b>Franco MORBIDELLI</b>	ITA	YAMAHA	330.2	329.2	329.2	327.2	327.2	328.6	330.2
20 <b>Fabio QUARTARARO</b>	FRA	YAMAHA	329.2	328.2	328.2	328.2	327.2	327.8	329.2
27 <b>Iker LECUONA</b>	SPA	KTM	329.2	328.2	327.2	327.2	327.2	327.8	329.2

These data/results cannot be reproduced, stored and/or transmitted in whole or in part by any manner of electronic, mechanical, photocopying, recording, broadcasting or otherwise now known or herein after developed without the previous express consent by the copyright owner, except for reproduction in daily press and regular printed publications on sale to the public within 60 days of the event related to those data/results and always provided that copyright symbol appears together as follows below.

© DORNA, 2021

Official MotoGP Timing by TISSOT  
www.motogp.com



Portimao, Saturday, November 06, 2021



4592 m.

# GRANDE PRÉMIO BREMBO DO ALGARVE

## Free Practice Nr. 4

### Chronological Analysis of Performances

16

\* Lap / Sector time cancelled      **T1** Time from finish line to 1st intermediate      **T3** Time from 2nd intermed. to 3rd intermed.  
**P** Crossing the finish line in pit lane      **T2** Time from 1st intermed. to 2nd intermed.      **T4** Time from 3rd intermediate to finish line  
**\*\*** Tyre data subject to further updates

Lap	Lap Time	T1	T2	T3	T4	Speed	Lap	Lap Time	T1	T2	T3	T4	Speed	
<b>1st</b>	<b>63</b>	<b>Francesco BAGNAIA</b> DUCATI ITA						15	2'03.832 P	21.016	32.079	15.540	55.197	337.5
Ducati Lenovo Team														
Runs=2 Total laps=16 Full laps=11														
Run #	1	Front Tyre	Slick-Medium	Rear Tyre	Slick-Hard		Run #	1	Front Tyre	Slick-Medium	Rear Tyre	Slick-Soft		
New Tyre							New Tyre							
1	2'51.626	13.425	35.352	16.316	33.384		1	2'06.098	13.324	35.758	16.471	33.757		
2	<b>1'41.400</b>	21.066	32.537	15.430	32.367	330.2	2	<b>1'42.496</b>	21.498	32.827	15.604	32.567	328.2	
3	<b>1'40.725</b>	20.794	32.329	15.340	32.262	334.3	3	<b>1'41.468</b>	21.119	32.432	15.490	32.427	330.2	
4	<b>1'40.417</b>	20.808	32.128	15.242	32.239	331.2	4	<b>1'40.961</b>	20.987	32.166	15.471	32.337	334.3	
5	1'41.429 *	21.639*	32.213	15.341	32.236	332.3	5	<b>1'41.552</b>	21.076	32.656	15.439	32.381	332.3	
6	<b>1'40.198</b>	20.791	32.013	15.185	32.209	332.3	6	<b>1'41.309</b>	21.208	32.251	15.404	32.446	331.2	
7	<b>1'39.976</b>	20.841	31.834	15.178	32.123	328.2	7	2'11.311 P	25.978	34.321	16.289	54.723	329.2	
8	<b>1'39.979</b>	20.746	31.914	15.195	32.124	333.3	<b>Run # 2</b> Front Tyre Slick-Medium Rear Tyre Slick-Hard							
9	<b>1'40.895</b>	20.672	31.962	15.221	33.040	332.3	11 Laps at start New Tyre							
10	2'04.802 P	20.788	32.023	17.318	54.673	329.2	8	5'39.503	15.748	35.666	16.246	32.967		
<b>Run # 2</b> Front Tyre Slick-Medium Rear Tyre Slick-Medium							9	<b>1'41.597</b>	21.174	32.649	15.430	32.344	329.2	
10 Laps at start New Tyre							10	<b>1'40.400</b>	20.876	32.130	15.355	32.039	329.2	
11	4'33.609	15.037	34.241	15.956	32.827		11	<b>1'40.198</b>	20.871	32.010	15.247	32.070	330.2	
12	<b>1'40.783</b>	20.858	32.083	15.369	32.473	333.3	12	<b>1'48.635</b>	20.850	37.517	16.958	33.310	332.3	
13	<b>1'39.844</b>	20.720	31.885	15.133	32.106	328.2	13	<b>1'40.301</b>	20.898	32.012	15.206	32.185	327.2	
14	<b>1'39.665</b>	20.729	31.646	15.109	32.181	329.2	14	<b>1'39.760</b>	20.790	31.730	15.191	32.049	326.2	
15	<b>1'39.682</b>	20.722	31.673	15.040	32.247	331.2	15	1'48.148 *	24.864*	33.658	15.986	33.640	329.2	
16	2'09.084 P	24.701	34.080	16.164	54.139	332.3	<b>Run # 2</b> Front Tyre Slick-Medium Rear Tyre Slick-Hard							
<b>2nd</b> <b>5</b> <b>Johann ZARCO</b> DUCATI FRA							14 Laps at start 6 Laps at start							
Pramac Racing														
Runs=2 Total laps=15 Full laps=11														
Run #	1	Front Tyre	Slick-Medium	Rear Tyre	Slick-Medium		Run #	1	Front Tyre	Slick-Medium	Rear Tyre	Slick-Hard		
5 Laps at start New Tyre							8 Laps at start New Tyre							
1	1'55.894	13.288	35.205	16.243	32.870		1	2'02.623	13.729	34.358	16.172	33.124		
2	<b>1'42.001</b>	21.293	32.611	15.532	32.565	334.3	2	<b>1'42.128</b>	21.485	32.586	15.615	32.442	324.3	
3	<b>1'40.937</b>	21.199	32.162	15.402	32.174	336.4	3	1'41.855 *	21.788*	32.151	15.620	32.296	320.4	
4	<b>1'40.315</b>	21.005	31.975	15.346	31.989	332.3	4	<b>1'40.502</b>	21.122	31.941	15.365	32.074	326.2	
5	<b>1'40.339</b>	21.031	32.013	15.309	31.986	338.5	5	<b>1'40.483</b>	21.067	31.923	15.381	32.112	327.2	
6	<b>1'40.096</b>	21.027	31.933	15.283	31.853	342.8	6	2'08.125 P	25.163	32.279	15.574	55.109	326.2	
7	2'06.210 P	21.547	34.931	16.116	53.616	339.6	<b>Run # 2</b> Front Tyre Slick-Medium Rear Tyre Slick-Hard							
<b>Run # 2</b> Front Tyre Slick-Medium Rear Tyre Slick-Medium							14 Laps at start 6 Laps at start							
12 Laps at start 7 Laps at start														
8	6'24.211	13.195	36.742	16.806	32.589		7	5'50.486	12.850	32.758	15.801	32.308		
9	<b>1'41.571</b>	20.881	32.876	15.531	32.283	342.8	8	<b>1'40.324</b>	20.909	32.175	15.292	31.948	326.2	
10	<b>1'40.539</b>	21.042	32.185	15.297	32.015	334.3	9	<b>1'39.836</b>	20.902	31.779	15.207	31.948	329.2	
11	<b>1'39.725</b>	20.739	31.811	15.216	31.959	336.4	10	<b>1'42.844</b>	22.764	32.307	15.476	32.297	327.2	
12	<b>1'41.024</b>	20.832	32.339	15.493	32.360	337.5	11	<b>1'40.051</b>	20.840	31.854	15.347	32.010	327.2	
13	<b>1'40.239</b>	20.752	31.981	15.331	32.175	337.5	12	1'40.265 *	20.812	31.886*	15.396	32.171	328.2	
14	<b>1'41.208</b>	21.002	32.159	15.565	32.482	334.3	13	2'11.966 P	27.862*	32.949	15.641	55.514	322.3	

**Fastest Lap:** Francesco BAGNAIA Ducati Lenovo Team ITA **1'39.665** 20.729 31.646 15.109 32.181

These data/results cannot be reproduced, stored and/or transmitted in whole or in part by any manner of electronic, mechanical, photocopying, recording, broadcasting or otherwise now known or herein after developed without the previous express consent by the copyright owner, except for reproduction in daily press and regular printed publications on sale to the public within 60 days of the event related to those data/results and always provided that copyright symbol appears together as follows below.  
 © DORNA, 2021



# Free Practice Nr. 4

# MotoGP

Lap	Lap Time	T1	T2	T3	T4	Speed	Lap	Lap Time	T1	T2	T3	T4	Speed	
<b>5th</b>	<b>20</b>	<b>Fabio QUARTARARO</b> YAMAHA FRA Monster Energy Yamaha MotoGP						<b>Run # 3</b>	<b>Front Tyre Slick-Medium Rear Tyre Slick-Medium</b> 1 Laps at start 1 Laps at start					
		Runs=2	Total laps=15	Full laps=11			4	5'26.534	13.793	33.559	16.162	33.041		
<b>Run # 1</b>	<b>Front Tyre</b>	<b>Slick-Medium</b>	<b>Rear Tyre</b>	<b>Slick-Hard</b>			5	<b>1'40.919</b>	20.982	32.162	15.424	32.351	336.4	
		<b>New Tyre</b>		<b>New Tyre</b>			6	<b>1'40.156</b>	<b>20.711</b>	31.956	15.353	<b>32.136</b>	<b>337.5</b>	
1	3'00.660	14.037	35.368	16.606	33.475		7	<b>1'41.649</b>	21.015	32.620	15.597	32.417	335.4	
2	<b>1'41.530</b>	21.168	32.558	15.495	32.309	323.3	8	<b>1'40.508</b>	20.814	32.105	15.334	32.255	335.4	
3	<b>1'40.729</b>	20.988	32.193	15.353	32.195	325.3	9	<b>1'41.040</b>	20.850	32.316	15.408	32.466	335.4	
4	<b>1'40.480</b>	20.876	32.098	15.329	32.177	327.2	10	<b>1'40.846</b>	20.963	32.067	15.322	32.494	335.4	
5	<b>1'40.320</b>	20.962	32.021	15.276	32.061	327.2	11	<b>1'40.531</b>	20.882	31.983	15.260	32.406	334.3	
6	<b>1'40.138</b>	<b>20.796</b>	31.873	15.227	32.242	<b>329.2</b>	12	<b>1'40.191</b>	20.714	<b>31.923</b>	<b>15.221</b>	32.333	336.4	
7	<b>1'39.998</b>	20.912	<b>31.840</b>	15.215	<b>32.031</b>	328.2	13	<b>1'40.774</b>	20.994	32.028	15.309	32.443	331.2	
8	2'07.617 P	22.798	34.232	16.356	54.231	328.2	14	2'10.132 P	26.249	32.538	16.015	55.330	336.4	
<b>8th</b>	<b>36</b>	<b>Joan MIR</b> SUZUKI SPA Team SUZUKI ECSTAR						<b>Run # 1</b>	<b>Front Tyre Slick-Medium Rear Tyre Slick-Hard</b> 8 Laps at start 8 Laps at start					
		Runs=2	Total laps=16	Full laps=11			9	5'08.948	13.544	34.204	16.270	32.941		
<b>Run # 1</b>	<b>Front Tyre</b>	<b>Slick-Medium</b>	<b>Rear Tyre</b>	<b>Slick-Hard</b>			10	<b>1'40.874</b>	21.040	32.321	15.332	32.181	326.2	
		<b>New Tyre</b>		<b>New Tyre</b>			11	<b>1'40.404</b>	20.891	32.060	15.305	32.148	326.2	
1	1'51.715	13.823	34.937	16.350	33.575		12	<b>1'40.217</b>	20.883	31.949	15.220	32.165	327.2	
2	<b>1'42.920</b>	21.673	32.915	15.695	32.637	<b>332.3</b>	13	<b>1'40.249</b>	20.879	31.879	<b>15.204</b>	32.287	327.2	
3	<b>1'41.457</b>	21.357	32.341	15.406	32.353	323.3	14	<b>1'40.356</b>	20.970	31.933	15.236	32.217	326.2	
4	<b>1'40.904</b>	21.166	32.124	15.400	32.214	326.2	15	2'16.918 P	29.925	33.979	16.819	56.195	328.2	
5	<b>1'47.295</b>	26.934	32.493	15.550	32.318	328.2								
6	<b>1'40.420</b>	21.072	31.917	15.328	32.103	329.2	<b>Run # 2</b>	<b>Front Tyre</b>	<b>Slick-Medium</b>	<b>Rear Tyre</b>	<b>Slick-Medium</b>			
7	2'03.581 P	21.043	33.182	16.034	53.322	329.2			<b>7 Laps at start</b>		<b>New Tyre</b>			
8	4'35.741	13.260	33.861	15.819	32.571		8	4'35.741	13.260	33.861	15.819	32.571		
9	<b>1'40.981</b>	21.191	32.228	15.358	32.204	327.2	9	<b>1'40.981</b>	21.191	32.228	15.358	32.204	327.2	
10	<b>1'40.158</b>	20.887	31.919	15.282	<b>32.070</b>	329.2	10	<b>1'40.158</b>	20.887	31.919	15.282	<b>32.070</b>	329.2	
11	<b>1'40.177</b>	21.030	<b>31.831</b>	15.213	32.103	325.3	11	<b>1'40.177</b>	21.030	<b>31.831</b>	15.213	32.103	325.3	
12	<b>1'40.186</b>	20.987	31.831	15.263	32.105	329.2	12	<b>1'40.186</b>	20.987	31.831	15.263	32.105	329.2	
13	<b>1'40.252</b>	20.970	31.933	15.221	32.128	325.3	13	<b>1'40.252</b>	20.970	31.933	15.221	32.128	325.3	
14	<b>1'40.233</b>	<b>20.886</b>	31.963	<b>15.143</b>	32.241	328.2	14	<b>1'40.233</b>	<b>20.886</b>	31.963	<b>15.143</b>	32.241	328.2	
15	1'53.460 *	31.273*	34.039	15.577	32.571	325.3	15	1'53.460 *	31.273*	34.039	15.577	32.571	325.3	
16	2'03.686 P	20.951	32.092	16.220	54.423	330.2	16	2'03.686 P	20.951	32.092	16.220	54.423	330.2	
<b>9th</b>	<b>21</b>	<b>Franco MORBIDELLI</b> YAMAHA ITA Monster Energy Yamaha MotoGP						<b>Run # 1</b>	<b>Front Tyre Slick-Medium Rear Tyre Slick-Hard</b> New Tyre New Tyre					
		Runs=2	Total laps=13	Full laps=6			1	2'50.141	14.162	35.158	16.553	33.304		
<b>Run # 1</b>	<b>Front Tyre</b>	<b>Slick-Medium</b>	<b>Rear Tyre</b>	<b>Slick-Hard</b>			2	<b>1'42.047</b>	21.147	32.858	15.596	32.446	320.4	
		<b>New Tyre</b>		<b>New Tyre</b>			3	<b>1'41.458</b>	20.978	32.276	15.637	32.567	323.3	
1	2'50.141	14.162	35.158	16.553	33.304		4	<b>1'41.114</b>	21.288	32.209	15.439	32.178	323.3	
2	<b>1'42.047</b>	21.147	32.858	15.596	32.446	320.4	5	1'41.403 *	21.566*	32.182	15.472	32.183	327.2	
3	<b>1'41.458</b>	20.978	32.276	15.637	32.567	323.3	6	1'40.696 *	21.211	31.899*	15.354	32.232	329.2	
4	<b>1'41.114</b>	21.288	32.209	15.439	32.178	323.3	7	<b>1'40.405</b>	20.971	31.904	15.463	<b>32.067</b>	<b>330.2</b>	
5	1'41.403 *	21.566*	32.182	15.472	32.183	327.2	8	2'09.863 P	20.950	36.093	17.085	55.735	329.2	
6	1'40.696 *	21.211	31.899*	15.354	32.232	329.2	<b>Run # 2</b>	<b>Front Tyre</b>	<b>Slick-Medium</b>	<b>Rear Tyre</b>	<b>Slick-Hard</b>			
7	<b>1'40.405</b>	20.971	31.904	15.463	<b>32.067</b>	<b>330.2</b>			<b>8 Laps at start</b>		<b>8 Laps at start</b>			
8	2'09.863 P	20.950	36.093	17.085	55.735	329.2	9	7'10.194	14.405	35.793	16.023	32.786		
9	7'10.194	14.405	35.793	16.023	32.786		10	1'40.915 *	21.237*	32.080	15.424	32.174	325.3	
10	1'40.915 *	21.237*	32.080	15.424	32.174	325.3	11	<b>1'40.520</b>	20.925	31.944	15.364	32.287	327.2	
11	<b>1'40.520</b>	20.925	31.944	15.364	32.287	327.2								

**Fastest Lap:** Francesco BAGNAIA Ducati Lenovo Team ITA **1'39.665** 20.729 31.646 15.109 32.181

These data/results cannot be reproduced, stored and/or transmitted in whole or in part by any manner of electronic, mechanical, photocopying, recording, broadcasting or otherwise now known or herein after developed without the previous express consent by the copyright owner, except for reproduction in daily press and regular printed publications on sale to the public within 60 days of the event related to those data/results and always provided that copyright symbol appears together as follows below.  
© DORNA, 2021



# Free Practice Nr. 4

MotoGP

Lap	Lap Time	T1	T2	T3	T4	Speed	Lap	Lap Time	T1	T2	T3	T4	Speed
12	1'40.184	20.848	31.838	15.262	32.236	326.2	2	1'42.306	21.547	32.889	15.432	32.438	329.2
13	2'14.137 P	24.334*	38.269	16.170	55.364	326.2	3	1'52.909	21.251	36.770	19.847	35.041	331.2

**10th 41** **Alex ESPARGARO** APRILIA SPA  
Aprilia Racing Team Gresini  
Runs=2 Total laps=16 Full laps=12

Run #	1	Front Tyre	Slick-Medium	Rear Tyre	Slick-Medium
		6 Laps at start		7 Laps at start	
1	1'53.471	13.094	34.102	16.077	32.939
2	1'42.074	21.234	32.749	15.592	32.499 333.3
3	1'41.292	21.093	32.343	15.523	32.333 333.3
4	1'40.952	21.134	32.102	15.420	32.296 334.3
5	1'40.983	21.233	32.158	15.411	32.181 335.4
6	1'46.527	23.421	33.621	16.295	33.190 338.5
7	1'40.999	21.017	32.135	15.471	32.376 334.3
8	1'40.977	20.967	32.157	15.519	32.334 332.3
9	1'40.691	20.982	32.126	15.342	32.241 332.3
10	1'40.689	20.930	32.279	15.389	32.091 331.2
11	1'40.286	20.852	32.094	15.309	32.031 332.3
12	2'05.600 P	20.897	32.695*	15.538	56.470 337.5

Run #	2	Front Tyre	Slick-Medium	Rear Tyre	Slick-Hard
		5 Laps at start		New Tyre	
13	4'20.658	14.971	34.549	16.170	34.220
14	1'44.825	21.879	33.057	15.707	34.182 311.2
15	1'42.949	21.646	32.787	15.474	33.042 324.3
16	2'13.494 P	24.106	36.252	16.791	56.345 334.3

**11th 44** **Po ESPARGARO** HONDA SPA  
Repsol Honda Team  
Runs=2 Total laps=13 Full laps=8

Run #	1	Front Tyre	Slick-Medium	Rear Tyre	Slick-Soft
		4 Laps at start		6 Laps at start	
1	2'07.388	13.504	34.850	16.347	33.241
2	1'44.820 *	22.427*	33.692	15.767	32.934 337.5
3	1'46.441	21.159	35.014	17.392	32.876 331.2
4	1'40.764	20.901	32.195	15.450	32.218 334.3
	unfinished				334.3
Run #	2	Front Tyre	Slick-Medium	Rear Tyre	Slick-Medium
		New Tyre		New Tyre	
5	1'35.622 *	12.920*	33.753	15.911	33.038
6	1'42.475	21.792	32.538	15.517	32.628 331.2
7	1'41.469	20.826	32.776	15.517	32.350 333.3
8	1'40.337	20.712	32.059	15.378	32.188 332.3
9	1'43.773	20.943	32.000	17.948	32.882 331.2
10	2'05.953 P	20.881	34.366	17.219	53.487 332.3

Run #	3	Front Tyre	Slick-Medium	Rear Tyre	Slick-Hard
		6 Laps at start		New Tyre	
11	2'55.403	12.735	33.868	15.911	32.915
12	1'41.695	20.966	32.445	15.439	32.845 331.2

**12th 30** **Takaaki NAKAGAMI** HONDA JPN  
LCR Honda IDEMITSU  
Runs=3 Total laps=15 Full laps=9

Run #	1	Front Tyre	Slick-Medium	Rear Tyre	Slick-Medium
		5 Laps at start		New Tyre	
1	2'05.005	13.925	36.047	16.709	33.494

**Run # 2** Front Tyre Slick-Medium Rear Tyre Slick-Soft  
13 Laps at start 6 Laps at start

9	5'24.035	13.272	34.913	16.331	33.179
10	1'41.856	21.271	32.770	15.424	32.391 329.2
11	2'02.762 P	20.890	32.077	16.198	53.597 329.2

**Run # 3** Front Tyre Slick-Medium Rear Tyre Slick-Hard  
16 Laps at start New Tyre

12	2'59.666	13.744	34.980	16.174	33.079
13	1'41.936	21.436	32.762	15.405	32.333 328.2
14	1'40.363	21.009	32.064	15.122	32.168 330.2
15	2'09.173 P	23.605	34.968	16.556	54.044 313.0

**13th 12** **Maverick VIÑALES** APRILIA SPA  
Aprilia Racing Team Gresini  
Runs=2 Total laps=12 Full laps=7

Run #	1	Front Tyre	Slick-Medium	Rear Tyre	Slick-Medium
		New Tyre		New Tyre	
1	2'16.807	13.568	34.309	16.335	33.612
2	1'43.389	21.326	32.760	15.976	33.327 326.2
3	1'42.061	21.401	32.337	15.635	32.688 322.3
4	1'41.497	21.137	32.286	15.610	32.464 332.3
5	2'04.720 P	21.541	32.384	15.629	55.166 332.3

Run #	2	Front Tyre	Slick-Medium	Rear Tyre	Slick-Medium
		5 Laps at start		5 Laps at start	
6	5'56.809	12.875	33.473	15.939	33.062
7	1'41.664	21.061	32.465	15.657	32.481 329.2
8	1'41.375	20.991	32.214	15.505	32.665 330.2
9	2'03.548 P	21.284	32.160	15.521	54.583 326.2

Run #	3	Front Tyre	Slick-Medium	Rear Tyre	Slick-Soft
		9 Laps at start		1 Laps at start	
10	6'32.794	13.184	33.241	15.759	33.013
11	1'40.705	21.030	31.922	15.413	32.340 326.2
12	1'40.418	20.831	31.949	15.325	32.313 330.2

**14th 89** **Jorge MARTIN** DUCATI SPA  
Pramac Racing  
Runs=2 Total laps=14 Full laps=9

Run #	1	Front Tyre	Slick-Medium	Rear Tyre	Slick-Medium
		4 Laps at start		13 Laps at start	
1	1'59.169	13.294	34.623	16.245	33.163
2	1'41.877	21.219	32.568	15.484	32.606 330.2
3	1'44.121 *	21.522*	34.266	15.537	32.796 331.2
4	1'40.885	21.042	32.134	15.322	32.387 331.2
5	1'44.169	21.121	31.989	15.607	35.452 332.3
6	1'40.913	21.128	31.989	15.324	32.472 336.4
7	1'40.888	21.118	32.083	15.318	32.369 331.2
8	1'40.736	21.075	31.930	15.334	32.397 333.3
9	2'09.788 P	23.214	34.146	16.121	56.307 332.3

**Fastest Lap:** Francesco BAGNAIA Ducati Lenovo Team ITA 1'39.665 20.729 31.646 15.109 32.181

These data/results cannot be reproduced, stored and/or transmitted in whole or in part by any manner of electronic, mechanical, photocopying, recording, broadcasting or otherwise now known or herein after developed without the previous express consent by the copyright owner, except for reproduction in daily press and regular printed publications on sale to the public within 60 days of the event related to those data/results and always provided that copyright symbol appears together as follows below.  
© DORNA, 2021

Official MotoGP Timing by TISSOT  
www.motogp.com

Portimao, Saturday, November 06, 2021

Page 3 of 5



# Free Practice Nr. 4

# MotoGP

Lap	Lap Time	T1	T2	T3	T4	Speed	Lap	Lap Time	T1	T2	T3	T4	Speed	
<b>Run # 2</b>	<i>Front Tyre</i>	<b>Slick-Medium</b>	<i>Rear Tyre</i>	<b>Slick-Hard</b>				<b>Run # 1</b>	<i>Front Tyre</i>	<b>Slick-Medium</b>	<i>Rear Tyre</i>	<b>Slick-Medium</b>		
13 Laps at start						New Tyre	14 Laps at start						20 Laps at start	
10	5'17.470 *	13.533	34.801*	16.052	33.328		1	2'24.356	13.813	34.947	16.694	34.493		
11	<b>1'42.085</b>	21.045	32.719	15.321	33.000	331.2	2	<b>1'42.737</b>	21.430	32.828	15.699	32.780	326.2	
12	<b>1'40.452</b>	21.118	<b>31.826</b>	<b>15.227</b>	<b>32.281</b>	332.3	3	<b>1'41.121</b>	21.029	32.305	15.370	32.417	327.2	
13	<b>1'40.647</b>	<b>20.957</b>	31.971	15.272	32.447	333.3	4	<b>1'41.174</b>	21.054	32.169	15.504	32.447	330.2	
14	2'04.474 P	21.122	32.209	15.757	55.386	330.2	5	<b>1'41.113</b>	21.114	32.138	15.453	32.408	329.2	
							6	2'04.492 P	21.151	32.296	16.345	54.700	331.2	

**15th 33 Brad BINDER** KTM RSA  
Red Bull KTM Factory Racing  
Runs=2 Total laps=13 Full laps=8

Run #	Front Tyre	Slick-Medium	Rear Tyre	Slick-Hard		
4 Laps at start						New Tyre
1	1'59.533	13.453	35.540	16.690	33.719	
2	<b>1'42.922</b>	21.388	32.954	15.724	32.856	328.2
3	<b>1'45.041</b>	21.276	32.451	15.583	35.731	327.2
4	<b>1'41.172</b>	21.162	32.205	15.404	32.401	329.2
5	<b>1'40.988</b>	20.990	32.006	15.476	32.516	330.2
6	<b>1'56.610</b>	26.435	34.626	18.087	37.462	329.2
7	<b>1'40.911</b>	21.211	32.181	15.344	<b>32.175</b>	332.3
8	2'08.652 P	21.124	37.210	15.558	54.760	<b>334.3</b>

Run #	Front Tyre	Slick-Medium	Rear Tyre	Slick-Hard		
12 Laps at start						8 Laps at start
9	9'29.287	13.978	33.587	15.860	33.041	
10	1'46.698 *	21.298	37.003*	15.654	32.743	329.2
11	<b>1'40.936</b>	21.028	32.199	15.279	32.430	328.2
12	<b>1'40.536</b>	<b>20.908</b>	<b>31.994</b>	<b>15.266</b>	32.368	326.2
13	2'08.748 P	21.476	36.042	15.717	55.513	327.2

**16th 88 Miguel OLIVEIRA** KTM POR  
Red Bull KTM Factory Racing  
Runs=1 Total laps=15 Full laps=10

Run #	Front Tyre	Slick-Medium	Rear Tyre	Slick-Hard		
3 Laps at start						New Tyre
1	2'05.922	14.111	35.913	16.490	33.703	
2	1'47.734 *	21.480*	37.672	15.924	32.658	332.3
3	<b>1'41.206</b>	21.066	32.458	15.472	32.210	<b>335.4</b>
4	<b>1'41.010</b>	21.082	32.267	15.392	32.269	335.4
5	<b>1'40.615</b>	20.928	32.159	15.355	<b>32.173</b>	330.2
6	<b>1'40.790</b>	21.060	32.173	15.356	32.201	334.3
7	1'46.462 *	21.006	36.330	16.088	33.038*	333.3
8	<b>1'40.569</b>	20.883	<b>32.030</b>	<b>15.337</b>	32.319	329.2
9	<b>1'40.612</b>	<b>20.869</b>	32.035	15.366	32.342	330.2
10	<b>1'40.939</b>	21.023	32.049	15.471	32.396	327.2
11	2'05.123 P	22.524	33.755	16.106	52.738	326.2

Run #	Front Tyre	Slick-Medium	Rear Tyre	Slick-Hard		
14 Laps at start						11 Laps at start
12	5'59.869	13.253	37.220	15.932	32.909	
13	<b>1'44.745</b>	23.968	32.673	15.446	32.658	329.2
14	<b>1'41.024</b>	21.091	32.190	15.344	32.399	329.2
15	<b>1'41.189</b>	21.004	32.169	15.365	32.651	331.2

**17th 42 Alex RINS** SUZUKI SPA  
Team SUZUKI ECSTAR  
Runs=2 Total laps=14 Full laps=9

Run #	Front Tyre	Slick-Medium	Rear Tyre	Slick-Hard		
14 Laps at start						New Tyre
7	7'51.664	13.329	34.188	16.093	33.259	
8	<b>1'41.393</b>	21.042	32.236	15.424	32.691	327.2
9	<b>1'41.297</b>	21.136	32.357	15.396	32.408	328.2
10	<b>1'40.599</b>	20.936	32.017	15.298	<b>32.348</b>	329.2
11	<b>1'40.973</b>	<b>20.926</b>	32.023	15.323	32.701	<b>332.3</b>
12	1'45.318 *	23.830*	32.762	15.680	33.046	327.2
13	<b>1'40.652</b>	21.035	<b>31.990</b>	<b>15.186</b>	32.441	327.2
14	2'07.582 P	20.939	35.414	16.363	54.866	329.2

**18th 46 Valentino ROSSI** YAMAHA ITA  
Petronas Yamaha SRT  
Runs=1 Total laps=16 Full laps=13

Run #	Front Tyre	Slick-Medium	Rear Tyre	Slick-Medium		
8 Laps at start						New Tyre
1	2'06.537	13.663	34.769	16.602	33.488	
2	<b>1'43.105</b>	21.876	32.868	15.721	32.640	<b>334.3</b>
3	<b>1'41.913</b>	21.426	32.367	15.631	32.489	332.3
4	<b>1'41.266</b>	21.188	32.300	15.559	<b>32.219</b>	334.3
5	<b>1'40.905</b>	21.039	32.148	15.483	32.235	331.2
6	<b>1'40.780</b>	21.118	<b>31.933</b>	15.495	32.234	331.2
7	<b>1'41.067</b>	21.097	32.062	15.582	32.326	330.2
8	2'04.501 P	22.442	33.669	15.921	52.469	327.2

Run #	Front Tyre	Slick-Medium	Rear Tyre	Slick-Hard		
8 Laps at start						New Tyre
9	5'24.761	13.245	33.999	15.959	32.724	
10	<b>1'41.411</b>	21.176	32.362	15.573	32.300	324.3
11	<b>1'40.864</b>	21.029	32.119	15.420	32.296	326.2
12	<b>1'40.797</b>	<b>20.910</b>	32.008	15.494	32.385	327.2
13	<b>1'45.649</b>	23.314	33.978	15.793	32.564	328.2
14	<b>1'41.035</b>	21.134	32.128	15.525	32.248	323.3
15	<b>1'40.788</b>	20.981	31.972	15.442	32.393	325.3
16	<b>1'40.634</b>	21.051	32.049	<b>15.303</b>	32.231	325.3

**19th 23 Enea BASTIANINI** DUCATI ITA  
Avintia Esponsorama  
Runs=2 Total laps=13 Full laps=9

Run #	Front Tyre	Slick-Medium	Rear Tyre	Slick-Soft		
4 Laps at start						4 Laps at start
1	2'09.168	13.531	35.036	16.215	33.506	
2	<b>1'44.082</b>	21.526	32.911	15.745	33.900	332.3
3	<b>1'41.517</b>	21.108	32.354	15.512	32.543	332.3
4	<b>1'42.563</b>	20.939	33.419	15.774	32.431	334.3
5	<b>1'40.670</b>	21.033	<b>31.997</b>	<b>15.347</b>	32.293	335.4
6	2'07.265 P	23.724	33.005	15.574	54.962	<b>337.5</b>

**Fastest Lap:** Francesco BAGNAIA Ducati Lenovo Team ITA **1'39.665** 20.729 31.646 15.109 32.181

These data/results cannot be reproduced, stored and/or transmitted in whole or in part by any manner of electronic, mechanical, photocopying, recording, broadcasting or otherwise now known or herein after developed without the previous express consent by the copyright owner, except for reproduction in daily press and regular printed publications on sale to the public within 60 days of the event related to those data/results and always provided that copyright symbol appears together as follows below.  
© DORNA, 2021

Official MotoGP Timing by TISSOT  
www.motogp.com

Portimao, Saturday, November 06, 2021

Page 4 of 5



# Free Practice Nr. 4

# MotoGP

Lap	Lap Time	T1	T2	T3	T4	Speed	Lap	Lap Time	T1	T2	T3	T4	Speed
<b>Run # 2</b>	Front Tyre Slick-Medium		Rear Tyre Slick-Soft				<b>22nd</b>	<b>9</b>	<b>Daniilo PETRUCCI</b>		KTM	ITA	
	10 Laps at start		10 Laps at start						Tech 3 KTM Factory Racing				
7	6'43.619	13.374	34.623	15.830	32.797				Runs=2	Total laps=13	Full laps=9		
8	<b>1'40.951</b>	20.932	32.318	15.417	<b>32.284</b>	331.2							
9	<b>1'40.648</b>	<b>20.788</b>	32.108	15.464	32.288	333.3							
10	<b>1'40.711</b>	20.845	32.074	15.451	32.341	333.3							
11	<b>1'45.572</b>	21.923	33.096	15.779	34.774	332.3							
12	<b>1'40.795</b>	20.881	32.109	15.425	32.380	336.4							
13	2'11.289 P	20.912	38.695	15.964	55.718	330.2							

**20th** **4** **Andrea DOVIZIOSO** YAMAHA ITA  
 Petronas Yamaha SRT  
 Runs=2 Total laps=16 Full laps=11

Run # 1	Front Tyre	Slick-Medium	Rear Tyre	Slick-Hard	Speed
	5 Laps at start		New Tyre		
1	2'06.180	13.698	35.391	16.533	33.568
2	<b>1'43.194</b>	21.946	33.070	15.569	32.609
3	<b>1'41.923</b>	21.316	32.588	15.572	32.447
4	<b>1'42.102</b>	21.203	32.363	16.153	32.383
5	<b>1'45.876</b>	25.300	32.551	15.672	32.353
6	1'47.392 *	21.608*	32.891	15.634	37.259
7	<b>1'44.525</b>	21.147	34.666	15.930	32.782
8	<b>1'41.237</b>	21.091	32.225	15.430	32.491
9	2'02.738 P	21.171	32.301	15.490	53.776

Run # 2	Front Tyre	Slick-Medium	Rear Tyre	Slick-Medium	Speed
	14 Laps at start		New Tyre		
10	4'43.594	13.900	34.422	16.125	33.133
11	<b>1'42.476</b>	21.507	32.592	15.772	32.605
12	<b>1'41.086</b>	21.096	32.218	15.382	32.390
13	<b>1'40.658</b>	20.966	32.095	<b>15.331</b>	<b>32.266</b>
14	<b>1'45.617</b>	21.567	34.793	16.075	33.182
15	<b>1'41.182</b>	20.971	32.132	15.368	32.711
16	2'02.626 P	<b>20.948</b>	<b>32.043</b>	15.377	54.258

**21st** **6** **Stefan BRADL** HONDA GER  
 Repsol Honda Team  
 Runs=2 Total laps=15 Full laps=11

Run # 1	Front Tyre	Slick-Medium	Rear Tyre	Slick-Soft	Speed
	5 Laps at start		3 Laps at start		
1	2'05.219	14.116	35.680	16.739	33.428
2	<b>1'42.583</b>	21.593	32.946	15.605	32.439
3	<b>1'41.385</b>	21.274	32.303	15.412	32.396
4	<b>1'41.253</b>	21.218	32.163	15.436	32.436
5	<b>1'41.228</b>	21.177	32.234	15.428	32.389
6	<b>1'53.958</b>	27.679	36.430	17.230	32.619
7	<b>1'41.086</b>	21.098	32.270	15.392	32.326
8	2'06.566 P	22.319	33.428	16.131	54.688

Run # 2	Front Tyre	Slick-Medium	Rear Tyre	Slick-Hard	Speed
	13 Laps at start		New Tyre		
9	4'13.607	13.650	34.465	18.000	40.789
10	<b>1'45.562</b>	21.186	36.272	15.723	32.381
11	<b>1'40.913</b>	21.104	32.337	15.366	<b>32.106</b>
12	<b>1'40.676</b>	20.982	32.162	15.375	32.157
13	<b>1'42.030</b>	<b>20.975</b>	32.986	15.505	32.564
14	<b>1'40.672</b>	20.996	<b>32.094</b>	<b>15.254</b>	32.328
15	2'08.236 P	21.206	32.229	15.376	59.425

**Fastest Lap:** Francesco BAGNAIA Ducati Lenovo Team ITA **1'39.665** 20.729 31.646 15.109 32.181

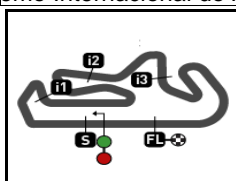
These data/results cannot be reproduced, stored and/or transmitted in whole or in part by any manner of electronic, mechanical, photocopying, recording, broadcasting or otherwise now known or herein after developed without the previous express consent by the copyright owner, except for reproduction in daily press and regular printed publications on sale to the public within 60 days of the event related to those data/results and always provided that copyright symbol appears together as follows below.  
 © DORNA, 2021

Official MotoGP Timing by **TISSOT**  
 www.motogp.com

Portimao, Saturday, November 06, 2021

Page 5 of 5





4592 m.

# GRANDE PRÉMIO BREMBO DO ALGARVE

## Free Practice Nr. 4

### Best Partial Times

# MotoGP™

*IT* Ideal Lap Time, sum of the best partial times

*BT* Best Lap Time

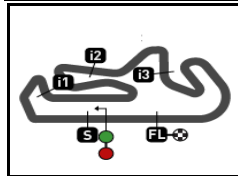
T1		T2		T3		T4				IT		BT	
Pos	Rider	Time	Rider	Time	Rider	Time	Rider	Time	Pos	Rider	IT	BT	
1	F.BAGNAIA	20.672	F.BAGNAIA	31.646	F.BAGNAIA	15.040	J.ZARCO	31.853	1	F.BAGNAIA	1'39.464	1'39.665	(1)
2	A.MARQUEZ	20.699	L.MARINI	31.730	T.NAKAGAMI	15.122	A.MARQUEZ	31.940	2	J.ZARCO	1'39.619	1'39.725	(2)
3	J.MILLER	20.711	I.LECUONA	31.779	J.MIR	15.143	I.LECUONA	31.948	3	I.LECUONA	1'39.746	1'39.836	(4)
4	P.ESPARGARO	20.712	J.ZARCO	31.811	A.MARQUEZ	15.153	F.QUARTARARO	32.031	4	L.MARINI	1'39.750	1'39.760	(3)
5	J.ZARCO	20.739	J.MARTIN	31.826	A.RINS	15.186	A.ESPARGARO	32.031	5	A.MARQUEZ	1'39.794	1'40.065	(6)
6	E.BASTIANINI	20.788	J.MIR	31.831	L.MARINI	15.191	L.MARINI	32.039	6	F.QUARTARAR	1'39.871	1'39.998	(5)
7	L.MARINI	20.790	F.MORBIDELLI	31.838	F.QUARTARARO	15.204	F.MORBIDELLI	32.067	7	J.MIR	1'39.930	1'40.158	(8)
8	F.QUARTARARO	20.796	F.QUARTARARO	31.840	I.LECUONA	15.207	J.MIR	32.070	8	J.MILLER	1'39.991	1'40.156	(7)
9	I.LECUONA	20.812	M.VIÑALES	31.922	J.ZARCO	15.216	T.NAKAGAMI	32.091	9	F.MORBIDELLI	1'40.015	1'40.184	(9)
10	M.VIÑALES	20.831	J.MILLER	31.923	J.MILLER	15.221	S.BRADL	32.106	10	T.NAKAGAMI	1'40.080	1'40.363	(12)
11	T.NAKAGAMI	20.835	V.ROSSI	31.933	J.MARTIN	15.227	F.BAGNAIA	32.106	11	P.ESPARGAR	1'40.278	1'40.337	(11)
12	F.MORBIDELLI	20.848	A.RINS	31.990	S.BRADL	15.254	J.MILLER	32.136	12	A.ESPARGAR	1'40.286	1'40.286	(10)
13	A.ESPARGARO	20.852	B.BINDER	31.994	F.MORBIDELLI	15.262	M.OLIVEIRA	32.173	13	J.MARTIN	1'40.291	1'40.452	(14)
14	M.OLIVEIRA	20.869	E.BASTIANINI	31.997	B.BINDER	15.266	B.BINDER	32.175	14	B.BINDER	1'40.343	1'40.536	(15)
15	J.MIR	20.886	P.ESPARGARO	32.000	V.ROSSI	15.303	P.ESPARGARO	32.188	15	V.ROSSI	1'40.365	1'40.634	(18)
16	B.BINDER	20.908	A.MARQUEZ	32.002	A.ESPARGARO	15.309	V.ROSSI	32.219	16	M.VIÑALES	1'40.391	1'40.418	(13)
17	V.ROSSI	20.910	M.OLIVEIRA	32.030	M.VIÑALES	15.325	A.DOVIZIOSO	32.266	17	M.OLIVEIRA	1'40.409	1'40.569	(16)
18	A.RINS	20.926	T.NAKAGAMI	32.032	A.DOVIZIOSO	15.331	J.MARTIN	32.281	18	E.BASTIANINI	1'40.416	1'40.648	(19)
19	A.DOVIZIOSO	20.948	A.DOVIZIOSO	32.043	M.OLIVEIRA	15.337	D.PETRUCCI	32.284	19	S.BRADL	1'40.429	1'40.672	(21)
20	J.MARTIN	20.957	D.PETRUCCI	32.086	E.BASTIANINI	15.347	E.BASTIANINI	32.284	20	A.RINS	1'40.450	1'40.599	(17)
21	S.BRADL	20.975	S.BRADL	32.094	P.ESPARGARO	15.378	M.VIÑALES	32.313	21	A.DOVIZIOSO	1'40.588	1'40.658	(20)
22	D.PETRUCCI	21.040	A.ESPARGARO	32.094	D.PETRUCCI	15.380	A.RINS	32.348	22	D.PETRUCCI	1'40.790	1'40.864	(22)

These data/results cannot be reproduced, stored and/or transmitted in whole or in part by any manner of electronic, mechanical, photocopying, recording, broadcasting or otherwise now known or herein after developed without the previous express consent by the copyright owner, except for reproduction in daily press and regular printed publications on sale to the public within 60 days of the event related to those data/results and always provided that copyright symbol appears together as follows below.  
© DORNA, 2021

Official MotoGP Timing by **TISSOT**  
www.motogp.com







4592 m.

**GRANDE PRÉMIO BREMBO DO ALGARVE**  
**Free Practice Nr. 4**  
**Fastest Laps Sequence**

<i>Practice Time</i>	 <i>Rider</i>	<i>Nation</i>	<i>Motorcycle</i>	<i>Time</i>	<i>Km/h</i>	<i>Rider's Lap</i>
3'34.635	36 Joan MIR	SPA	SUZUKI	1'42.920	160.6	2
3'35.024	73 Alex MARQUEZ	SPA	HONDA	1'42.455	161.3	2
3'35.545	41 Aleix ESPARGARO	SPA	APRILIA	1'42.074	161.9	2
3'37.895	5 Johann ZARCO	FRA	DUCATI	1'42.001	162.0	2
3'41.046	89 Jorge MARTIN	SPA	DUCATI	1'41.877	162.2	2
4'33.026	63 Francesco BAGNAIA	ITA	DUCATI	1'41.400	163.0	2
5'16.241	73 Alex MARQUEZ	SPA	HONDA	1'41.217	163.3	3
5'18.832	5 Johann ZARCO	FRA	DUCATI	1'40.937	163.7	3
6'13.751	63 Francesco BAGNAIA	ITA	DUCATI	1'40.725	164.1	3
6'59.147	5 Johann ZARCO	FRA	DUCATI	1'40.315	164.7	4
10'19.582	5 Johann ZARCO	FRA	DUCATI	1'40.096	165.1	6
12'55.771	63 Francesco BAGNAIA	ITA	DUCATI	1'39.976	165.3	7
20'06.362	27 Iker LECUONA	SPA	KTM	1'39.836	165.5	9
23'51.838	5 Johann ZARCO	FRA	DUCATI	1'39.725	165.7	11
27'55.348	63 Francesco BAGNAIA	ITA	DUCATI	1'39.665	165.8	14

These data/results cannot be reproduced, stored and/or transmitted in whole or in part by any manner of electronic, mechanical, photocopying, recording, broadcasting or otherwise now known or herein after developed without the previous express consent by the copyright owner, except for reproduction in daily press and regular printed publications on sale to the public within 60 days of the event related to those data/results and always provided that copyright symbol appears together as follows below.

© DORNA, 2021

Official MotoGP Timing by TISSOT  
 www.motogp.com



Portimao, Saturday, November 06, 2021