


4005 m.

## GRAN PREMIO MOTUL DE LA COMUNITAT VALENCIANA

## Free Practice Nr. 1

## Classification

3

	Rider	Nation	Team	Motorcycle	Time	Lap	Total	Gap	Top Speed
1	28 Izan GUEVARA	SPA	Valresa GASGAS Aspar Team	GASGAS	<b>1'39.561</b>	17	18		<b>230.7</b>
2	40 Darryn BINDER	RSA	Petronas Sprinta Racing	HONDA	<b>1'39.609</b>	14	15	0.048 0.048	<b>226.1</b>
3	16 Andrea MIGNO	ITA	Rivacold Snipers Team	HONDA	<b>1'39.754</b>	16	17	0.193 0.145	<b>227.6</b>
4	12 Filip SALAC	CZE	CarXpert PruestelGP	KTM	<b>1'39.770</b>	16	18	0.209 0.016	<b>223.9</b>
5	37 Pedro ACOSTA	SPA	Red Bull KTM Ajo	KTM	<b>1'39.893</b>	15	17	0.332 0.123	<b>225.4</b>
6	92 Yuki KUNII	JPN	Honda Team Asia	HONDA	<b>1'39.997</b>	15	16	0.436 0.104	<b>225.4</b>
7	55 Romano FENATI	ITA	Sterilgarda Max Racing Team	HUSQVARNA	<b>1'40.034</b>	14	17	0.473 0.037	<b>223.9</b>
8	71 Ayumu SASAKI	JPN	Red Bull KTM Tech 3	KTM	<b>1'40.039</b>	17	18	0.478 0.005	<b>228.4</b>
9	11 Sergio GARCIA	SPA	Valresa GASGAS Aspar Team	GASGAS	<b>1'40.058</b>	17	19	0.497 0.019	<b>225.4</b>
10	17 John MCPHEE	GBR	Petronas Sprinta Racing	HONDA	<b>1'40.082</b>	13	14	0.521 0.024	<b>224.7</b>
11	23 Niccolò ANTONELLI	ITA	Avintia VR46 Academy	KTM	<b>1'40.087</b>	17	18	0.526 0.005	<b>224.7</b>
12	31 Adrian FERNANDEZ	SPA	Sterilgarda Max Racing Team	HUSQVARNA	<b>1'40.144</b>	17	18	0.583 0.057	<b>226.1</b>
13	99 Carlos TATAY	SPA	Avintia Esponsorama Moto3	KTM	<b>1'40.223</b>	17	19	0.662 0.079	<b>229.2</b>
14	53 Deniz ÖNCÜ	TUR	Red Bull KTM Tech 3	KTM	<b>1'40.253</b>	12	18	0.692 0.030	<b>228.4</b>
15	82 Stefano NEPA	ITA	BOE Owlride	KTM	<b>1'40.294</b>	13	19	0.733 0.041	<b>227.6</b>
16	19 Andi Farid IZDIHAR	INA	Honda Team Asia	HONDA	<b>1'40.366</b>	17	18	0.805 0.072	<b>227.6</b>
17	54 Riccardo ROSSI	ITA	BOE Owlride	KTM	<b>1'40.421</b>	13	18	0.860 0.055	<b>226.9</b>
18	5 Jaume MASIA	SPA	Red Bull KTM Ajo	KTM	<b>1'40.465</b>	15	17	0.904 0.044	<b>230.7</b>
19	6 Ryusei YAMANAKA	JPN	CarXpert PruestelGP	KTM	<b>1'40.591</b>	16	17	1.030 0.126	<b>224.7</b>
20	66 Joel KELSO	AUS	CIP Green Power	KTM	<b>1'40.651</b>	14	16	1.090 0.060	<b>224.7</b>
21	27 Kaito TOBA	JPN	CIP Green Power	KTM	<b>1'40.671</b>	16	20	1.110 0.020	<b>226.1</b>
22	43 Xavier ARTIGAS	SPA	Leopard Racing	HONDA	<b>1'40.680</b>	16	18	1.119 0.009	<b>229.2</b>
23	67 Alberto SURRA	ITA	Rivacold Snipers Team	HONDA	<b>1'40.697</b>	17	19	1.136 0.017	<b>221.0</b>
24	52 Jeremy ALCOBA	SPA	Indonesian Racing Gresini Moto3	HONDA	<b>1'40.766</b>	16	18	1.205 0.069	<b>219.6</b>
25	20 Lorenzo FELLON	FRA	SIC58 Squadra Corse	HONDA	<b>1'40.822</b>	14	17	1.261 0.056	<b>228.4</b>
26	95 Jose Antonio RUEDA	SPA	Indonesian Racing Gresini Moto3	HONDA	<b>1'40.864</b>	16	17	1.303 0.042	<b>222.5</b>
27	7 Dennis FOGGIA	ITA	Leopard Racing	HONDA	<b>1'40.975</b>	11	17	1.414 0.111	<b>228.4</b>
28	24 Tatsuki SUZUKI	JPN	SIC58 Squadra Corse	HONDA	<b>1'41.676</b>	11	16	2.115 0.701	<b>221.8</b>

Practice condition: Dry

Air: 14°

Humidity: 70%

Ground: 13°

Fastest Lap:	Lap: 17	Izan GUEVARA	1'39.561	144.8 Km/h
Best Race Lap:	2020	Sergio GARCIA	1'38.858	145.8 Km/h
All Time Lap Record:	2020	Darryn BINDER	1'38.286	146.6 Km/h

The results are provisional until the end of the limit for protest and appeals.

Time limit for protest expires 30' after publication of the results - ..... Time: .....

These data/results cannot be reproduced, stored and/or transmitted in whole or in part by any manner of electronic, mechanical, photocopying, recording, broadcasting or otherwise now known or herein after developed without the previous express consent by the copyright owner, except for reproduction in daily press and regular printed publications on sale to the public within 60 days of the event related to those data/results and always provided that copyright symbol appears together as follows below.

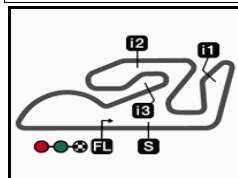
© DORNA, 2021

Official MotoGP Timing by TISSOT  
www.motogp.com

Cheste, Friday, November 12, 2021

moto3™





4005 m.

## GRAN PREMIO MOTUL DE LA COMUNITAT VALENCIANA

## Free Practice Nr. 1

## Top Speed &amp; Average

4



Rider	Nation	Motorcycle	Top 5 speeds					Average	Top
5 <b>Jaume MASIA</b>	SPA	KTM	230.7	230.7	226.9	226.1	226.1	228.1	<b>230.7</b>
28 <b>Izan GUEVARA</b>	SPA	GASGAS	230.7	227.6	226.9	226.1	226.1	227.5	<b>230.7</b>
43 <b>Xavier ARTIGAS</b>	SPA	HONDA	229.2	226.9	226.9	225.4	224.7	226.6	<b>229.2</b>
99 <b>Carlos TATAY</b>	SPA	KTM	229.2	225.4	223.9	223.9	223.2	224.8	<b>229.2</b>
7 <b>Dennis FOGGIA</b>	ITA	HONDA	228.4	225.4	224.7	224.7	223.9	224.9	<b>228.4</b>
20 <b>Lorenzo FELLON</b>	FRA	HONDA	228.4	224.7	223.9	223.9	223.2	224.4	<b>228.4</b>
53 <b>Deniz ÖNCÜ</b>	TUR	KTM	228.4	226.1	225.4	224.7	223.9	225.7	<b>228.4</b>
71 <b>Ayumu SASAKI</b>	JPN	KTM	228.4	228.4	226.9	226.9	226.1	227.1	<b>228.4</b>
16 <b>Andrea MIGNO</b>	ITA	HONDA	227.6	226.9	226.1	224.7	223.9	225.8	<b>227.6</b>
19 <b>Andi Farid IZDIHAR</b>	INA	HONDA	227.6	225.4	224.7	223.9	222.5	224.8	<b>227.6</b>
82 <b>Stefano NEPA</b>	ITA	KTM	227.6	226.9	226.1	226.1	223.9	225.8	<b>227.6</b>
54 <b>Riccardo ROSSI</b>	ITA	KTM	226.9	226.9	226.1	225.4	225.4	226.0	<b>226.9</b>
27 <b>Kaito TOBA</b>	JPN	KTM	226.1	225.4	223.9	223.9	223.2	224.0	<b>226.1</b>
31 <b>Adrian FERNANDEZ</b>	SPA	HUSQVARNA	226.1	224.7	224.7	223.9	221.8	224.2	<b>226.1</b>
40 <b>Darryn BINDER</b>	RSA	HONDA	226.1	225.4	223.9	223.2	223.2	224.4	<b>226.1</b>
11 <b>Sergio GARCIA</b>	SPA	GASGAS	225.4	225.4	224.7	224.7	224.7	225.0	<b>225.4</b>
37 <b>Pedro ACOSTA</b>	SPA	KTM	225.4	223.2	223.2	222.5	221.8	223.0	<b>225.4</b>
92 <b>Yuki KUNII</b>	JPN	HONDA	225.4	225.4	224.7	223.9	223.9	224.7	<b>225.4</b>
6 <b>Ryusei YAMANAKA</b>	JPN	KTM	224.7	224.7	221.8	221.0	221.0	222.6	<b>224.7</b>
17 <b>John MCPHEE</b>	GBR	HONDA	224.7	223.9	221.8	221.0	221.0	222.2	<b>224.7</b>
23 <b>Niccolò ANTONELLI</b>	ITA	KTM	224.7	224.7	223.2	223.2	223.2	223.7	<b>224.7</b>
66 <b>Joel KELSO</b>	AUS	KTM	224.7	223.9	221.8	220.3	220.3	221.7	<b>224.7</b>
12 <b>Filip SALAC</b>	CZE	KTM	223.9	223.2	221.0	221.0	220.3	221.9	<b>223.9</b>
55 <b>Romano FENATI</b>	ITA	HUSQVARNA	223.9	223.2	222.5	222.5	222.5	222.8	<b>223.9</b>
95 <b>Jose Antonio RUEDA</b>	SPA	HONDA	222.5	222.5	222.5	221.0	221.0	221.9	<b>222.5</b>
24 <b>Tatsuki SUZUKI</b>	JPN	HONDA	221.8	221.8	221.8	221.0	221.0	221.4	<b>221.8</b>
67 <b>Alberto SURRA</b>	ITA	HONDA	221.0	220.3	219.6	218.9	218.9	219.4	<b>221.0</b>
52 <b>Jeremy ALCOBA</b>	SPA	HONDA	219.6	219.6	219.6	218.9	216.9	218.2	<b>219.6</b>

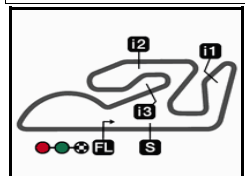
These data/results cannot be reproduced, stored and/or transmitted in whole or in part by any manner of electronic, mechanical, photocopying, recording, broadcasting or otherwise now known or herein after developed without the previous express consent by the copyright owner, except for reproduction in daily press and regular printed publications on sale to the public within 60 days of the event related to those data/results and always provided that copyright symbol appears together as follows below.

© DORNA, 2021

Official MotoGP Timing by TISSOT  
www.motogp.com

Cheste, Friday, November 12, 2021





4005 m.

# GRAN PREMIO MOTUL DE LA COMUNITAT VALENCIANA

## Free Practice Nr. 1

### Chronological Analysis of Performances

5

\* Lap / Sector time cancelled

T1 Time from finish line to 1st intermediate

T3 Time from 2nd intermed. to 3rd intermed.

P Crossing the finish line in pit lane

T2 Time from 1st intermed. to 2nd intermed.

T4 Time from 3rd intermediate to finish line

Lap	Lap Time	T1	T2	T3	T4	Speed	Lap	Lap Time	T1	T2	T3	T4	Speed
<b>1st 28 Izan GUEVARA</b> Valresa GASGAS Asp SPA Runs=2 Total laps=18 Full laps=12							6	1'41.428	23.524	26.901	23.308	27.695	223.9
1	2'04.812	24.860	29.266	25.257	28.796		7	1'41.442	23.547	26.777	23.431	27.687	226.9
2	1'44.379	23.983	27.848	24.077	28.471	223.2	8	1'55.668 P	23.582	28.342	26.108*	37.636	227.6
3	1'43.272	23.660	27.549	23.988	28.075	224.7	9	1'42.376	25.789	27.729	23.794	28.071	
4	1'42.180	23.466	27.154	23.718	27.842	225.4	10	1'41.621	23.679	26.810	23.383	27.749	220.3
5	1'41.303	23.280	26.947	23.470	27.606	225.4	11	1'41.144	23.414	26.720	23.257	27.753	221.0
6	1'40.981	23.165	26.776	23.506	27.534	226.1	12	1'40.772	23.364	26.655	23.189	27.564	221.0
7	1'40.648	23.210	26.751	23.242	27.445	224.7	13	1'49.858 P	23.712	27.271	23.608	35.267	221.0
8	1'41.487	23.165	26.899	23.692	27.731	230.7	14	1'51.327	29.042	27.155	23.176	27.596	
9	1'40.875	23.193	26.760	23.334	27.588	227.6	15	1'39.785	23.248	26.285	22.954	27.298	222.5
10	2'01.411 P	26.129	28.737	23.770	42.775	224.7	16	1'39.754	23.150	26.327	22.984	27.293	224.7
11	1'33.600	25.630	27.105	23.565	27.578		17	2'08.983 P	23.364	31.080	28.984	45.555	226.1
12	1'39.583	23.084	26.239	22.961	27.299	226.9	<b>4th 12 Filip SALAC</b> CarXpert PruestelGP CZE Runs=3 Total laps=18 Full laps=12						
13	1'40.618 *	22.938	26.731*	23.300	27.649	226.1	1	2'27.446	1'03.846	29.178	25.215	29.207	
14	1'48.009 P	23.035	26.477	23.282	35.215	223.9	2	1'43.413	23.911	27.502	23.763	28.237	218.9
15	1'46.320	22.592	26.918	23.102	27.346		3	1'42.390	23.810	27.159	23.561	27.860	219.6
16	1'39.752	22.892	26.339	23.254	27.267	224.7	4	1'42.155	23.628	27.034	23.617	27.876	221.0
17	1'39.561	22.963	26.397	22.979	27.222	225.4	5	1'41.481	23.384	26.894	23.427	27.776	223.2
18	1'44.531	23.610	28.323	23.884	28.714	225.4	6	1'41.302	23.386	26.938	23.295	27.683	218.9
<b>2nd 40 Darryn BINDER</b> Petronas Sprinta Raci RSA Runs=3 Total laps=15 Full laps=9							7	1'41.321	23.377	26.836	23.327	27.781	219.6
1	2'47.320	22.504	28.417	24.479	28.538		8	1'41.118	23.479	26.758	23.205	27.676	217.5
2	1'43.285	23.902	27.493	23.765	28.125	221.0	9	1'52.599 P	23.647	27.893*	24.414	36.645	217.5
3	1'42.812	23.879	27.196	23.755	27.982	222.5	10	1'27.048	24.267	27.872	24.224	29.550	
4	1'42.070	23.721	26.987	23.489	27.873	223.2	11	1'40.931	23.437	26.718	23.218	27.558	219.6
5	1'41.973	23.472	26.889	23.625	27.987	223.9	12	1'43.800	23.563	27.646	24.534	28.057	219.6
6	1'41.923	23.615	26.967	23.537	27.804	220.3	13	1'40.847	23.410	26.710	23.155	27.572	217.5
7	1'41.815	23.786	26.812	23.421	27.796	221.8	14	1'52.348 P	25.88*	27.296	23.714	35.453	216.9
8	1'52.177 P	23.633	26.923	23.462	38.159	225.4	15	1'54.953	28.147	27.898	23.982	33.673	
9	1'57.572	28.781	29.723	23.851	27.838		16	1'39.770	23.182	26.465	22.880	27.243	220.3
10	1'41.295	23.605	26.775	23.283	27.632	219.6	17	1'45.350	23.103	26.324	22.958	32.965	221.0
11	1'41.200	23.371	26.775	23.232	27.822	221.8	18	2'12.465 P	23.700	35.968	31.867	40.930	223.9
12	1'51.104 P	23.387	26.821	23.257	37.639	223.2	<b>5th 37 Pedro ACOSTA</b> Red Bull KTM Ajo SPA Runs=3 Total laps=17 Full laps=9						
13	1'21.931	29.480	28.145	23.252	27.578		1	2'24.965	24.383	29.657	24.985	28.927	
14	1'39.609	23.127	26.342	22.868	27.272	222.5	2	1'43.675	23.935	27.465	24.143	28.132	225.4
15	2'03.539 P	23.382	29.316	28.287	42.554	226.1	3	1'42.659	23.689	27.330	23.605	28.035	221.8
<b>3rd 16 Andrea MIGNO</b> Rivacold Snipers Tea ITA Runs=3 Total laps=17 Full laps=11							4	1'41.888	23.609	26.994	23.393	27.892	221.8
1	2'45.761	24.648	28.557	24.698	28.908		5	1'45.864	26.461	27.730	23.790	27.883	219.6
2	1'44.269	24.249	27.867	24.012	28.141	221.0	6	1'41.242	23.481	26.837	23.295	27.629	223.2
3	1'43.153	23.904	27.236	23.848	28.165	222.5	7	1'52.898 P	25.146	27.627	25.276	34.849	221.0
4	1'41.988	23.613	26.957	23.528	27.890	222.5	8	1'24.025	23.163	27.673	23.600	27.800	
5	1'42.938	23.542	27.467	23.874	28.055	222.5	9	1'41.392	23.585	26.871	23.216	27.720	219.6
							10	1'40.990 *	23.459	26.835	23.100	27.596*	219.6

**Fastest Lap:** Izan GUEVARA Valresa GASGAS Asp SPA 1'39.561 22.963 26.397 22.979 27.222

These data/results cannot be reproduced, stored and/or transmitted in whole or in part by any manner of electronic, mechanical, photocopying, recording, broadcasting or otherwise now known or herein after developed without the previous express consent by the copyright owner, except for reproduction in daily press and regular printed publications on sale to the public within 60 days of the event related to those data/results and always provided that copyright symbol appears together as follows below.  
© DORNA, 2021

# Free Practice Nr. 1

# Moto3

Lap	Lap Time	T1	T2	T3	T4	Speed	Lap	Lap Time	T1	T2	T3	T4	Speed
11	1'41.072	23.492	26.735	23.197	27.648	220.3	8	1'41.416	23.467	26.965	23.338	27.646	226.1
12	1'50.119 P	24.909	27.471	23.675	34.064	219.6	9	1'52.288 P	23.724	27.360	23.507	37.697	224.7
13	5'54.588 *	22.973	27.870	23.168	27.802*		10	5'18.807	22.703	27.382	23.627	27.995	
14	1'40.237 *	23.331	26.620	22.966	27.320*	219.6	11	1'41.974	23.562	27.111	23.485	27.816	223.9
15	1'39.893	23.137	26.507	22.892	27.357	222.5	12	1'41.632	23.375	26.983	23.456	27.818	223.2
16	1'40.121	23.245	26.494	22.908	27.474	223.2	13	1'52.000 P	23.526	27.206	23.639	37.629	222.5
17	1'58.522 P	24.216	27.805*	26.095	40.406	221.0	14	6'49.336	23.327	27.398	23.319	27.440	
<b>6th 92 Yuki KUNII</b> Honda Team Asia JPN							<b>15 1'40.598</b> 23.147 26.718 23.174 27.559 226.1						
Runs=3 Total laps=16 Full laps=9							<b>16 1'44.667</b> 26.655 27.082 23.410 27.520 223.9						
1	2'30.916	27.394	28.931	25.448	28.870		17	1'40.039	23.131	26.525	23.091	27.292	228.4
2	1'44.654	24.315	27.855	24.318	28.166	223.2	18	2'12.762 P	25.776	32.780	30.215	43.991	226.9
3	1'43.827	24.370	27.432	23.917	28.108	225.4	<b>9th 11 Sergio GARCIA</b> Valresa GASGAS Asp SPA						
4	1'43.058	23.812	27.108	23.852	28.286	223.9	Runs=3 Total laps=19 Full laps=7						
5	1'42.187	23.587	27.109	23.618	27.873	225.4	1	2'01.610	24.062	28.644	24.827	28.818	
6	1'42.012	23.665	27.026	23.553	27.768	222.5	2	1'44.320 *	24.013	27.842	24.199	28.266*	220.3
7	1'49.813 P	23.541	27.078	23.659	35.535	223.9	3	1'43.092 *	23.771	27.282	23.938	28.101*	221.8
8	9'04.647	27.239	27.622	23.923	28.131		4	1'42.521 *	23.534	27.235	23.668	28.084*	222.5
9	1'41.932	23.661	26.982	23.532	27.757	219.6	5	1'42.214 *	23.463	27.043*	23.721	27.987	222.5
10	1'41.998	23.647	26.948	23.534	27.869	221.0	6	1'41.918	23.401	27.189	23.525	27.803	223.9
11	1'41.974 *	23.674	26.995*	23.578	27.727*	221.0	7	1'41.520	23.346	26.970	23.443	27.761	224.7
12	1'50.278 P	23.658	26.991	23.544	36.085	219.6	8	1'41.533	23.394	26.983	23.439	27.717	223.2
13	5'45.815	24.242	27.516	23.422	28.187		9	1'45.118 *	25.05*	28.241	23.965	27.862	223.9
14	1'40.238	23.353	26.421	23.039	27.425	224.7	10	1'41.392	23.385	26.876	23.410	27.721	222.5
15	1'39.997	23.142	26.428	23.087	27.340	223.2	11	1'55.456 P	23.73*	27.143	23.748	40.826	224.7
16	2'00.273 P	23.638	27.797	25.097	43.741	222.5	12	7'08.648 *	23.690	27.371*	23.584	27.925*	
<b>7th 55 Romano FENATI</b> Sterilgarda Max Racin ITA							<b>13 1'41.271</b> 23.435 26.759 23.343 27.734 221.8						
Runs=3 Total laps=17 Full laps=10							<b>14 1'48.841 P</b> 23.356 26.937* 23.562 34.986 222.5						
1	4'33.974	25.507	28.417	24.077	28.263		15	4'25.542	22.333	26.929	23.247	27.381	
2	1'43.040	23.885	27.173	23.744	28.238	222.5	16	1'40.154	23.171	26.534	23.116	27.333	224.7
3	1'42.318	23.844	27.063	23.544	27.867	222.5	17	1'40.058	23.089	26.539	23.115	27.315	223.9
4	1'41.594	23.668	26.718	23.357	27.851	222.5	18	1'40.259 *	23.198	26.499	23.158	27.404*	225.4
5	1'41.505	23.571	26.748	23.508	27.678	222.5	19	2'48.043 P	29.05*	45.340	40.890	52.756	225.4
6	1'41.458	23.641	26.752	23.382	27.683	222.5	<b>10th 17 John MCPHEE</b> Petronas Sprinta Raci GBR						
7	1'51.696 P	24.020	27.038	23.893	36.745	223.2	Runs=3 Total laps=14 Full laps=8						
8	5'36.112 *	23.517	27.531	23.552	27.942*		1	2'51.729	23.691	28.624	24.602	28.749	
9	1'41.396	23.523	26.695	23.402	27.776	220.3	2	1'44.023	24.334	27.572	23.986	28.131	217.5
10	1'41.085	23.505	26.600	23.393	27.587	220.3	3	1'43.111	23.825	27.364	23.869	28.053	221.0
11	1'40.962	23.487	26.600	23.322	27.553	221.0	4	1'42.401	23.649	27.179	23.690	27.883	220.3
12	1'51.179 P	24.341*	27.400	23.904	35.527	223.9	5	1'42.266	23.673	27.138	23.610	27.845	221.0
13	6'00.342	23.333	27.246	23.221	27.546		6	1'42.274	23.646	27.122	23.615	27.891	220.3
14	1'40.034	23.247	26.329	23.037	27.421	220.3	7	1'54.750 P	24.213	27.933	24.461	38.143	221.0
15	1'40.506 *	23.485	26.491	23.029	27.501*	221.0	8	10'19.622 *	25.768	28.015	24.558	31.516*	
16	1'40.203	23.368	26.377	23.081	27.377	221.0	9	1'41.522	23.864	26.769	23.294	27.595	214.8
17	2'12.108 P	23.804	30.339	24.668	53.297	221.0	10	1'41.718	23.516	26.971	23.410	27.821	221.8
<b>8th 71 Ayumu SASAKI</b> Red Bull KTM Tech 3 JPN							<b>11 1'51.279 P</b> 23.938 27.084 23.674 36.583 218.9						
Runs=3 Total laps=18 Full laps=12							<b>12 7'31.119</b> 28.610 27.283 23.414 27.748						
1	2'23.945	27.014	29.809	25.293	29.455		13	1'40.082	23.211	26.522	23.079	27.270	224.7
2	1'44.743	24.214	27.976	24.235	28.318	223.2	14	2'02.426 P	24.880	28.386	26.840	42.320	223.9
3	1'43.017	23.804	27.538	23.726	27.949	225.4	<b>11th 23 Niccolò ANTONELL</b> Avintia VR46 ITA						
4	1'42.152	23.524	27.231	23.620	27.777	228.4	Runs=2 Total laps=18 Full laps=11						
5	1'42.228	23.570	27.196	23.569	27.893	226.9	1	3'05.201	25.520	29.735	25.231	29.178	
6	1'41.943	23.502	27.105	23.507	27.829	223.9	2	1'45.514	24.566	28.153	24.312	28.483	220.3
7	1'46.787	27.350	28.054	23.681	27.702	223.9	3	1'43.428	23.886	27.581	23.835	28.126	221.8

**Fastest Lap:** Izan GUEVARA Valresa GASGAS Asp SPA 1'39.561 22.963 26.397 22.979 27.222

These data/results cannot be reproduced, stored and/or transmitted in whole or in part by any manner of electronic, mechanical, photocopying, recording, broadcasting or otherwise now known or herein after developed without the previous express consent by the copyright owner, except for reproduction in daily press and regular printed publications on sale to the public within 60 days of the event related to those data/results and always provided that copyright symbol appears together as follows below.  
© DORNA, 2021



# Free Practice Nr. 1

# Moto3

Lap	Lap Time	T1	T2	T3	T4	Speed	Lap	Lap Time	T1	T2	T3	T4	Speed
4	1'42.481	23.645	27.230	23.682	27.924	222.5	18	1'42.671 *	23.288	26.737	24.031	28.615*	223.2
5	1'41.824	23.575	27.015	23.546	27.688	223.2	19	2'41.675 P	31.008	42.503	35.813	52.351	223.9
6	1'42.574	23.514	27.267	23.680	28.113	224.7	<b>14th 53 Deniz ÖNCÜ</b> Red Bull KTM Tech 3 TUR						
7	1'57.138 P	23.531	26.903	23.548	43.156	224.7	Runs=2 Total laps=18 Full laps=9						
8	6'28.072	25.352	27.482	23.611	27.985		1	2'30.521	26.048	29.001	24.924	29.206	
9	1'41.920 *	23.556	26.991	23.435	27.938*	220.3	2	1'44.844	24.487	27.914	24.146	28.297	223.2
10	1'41.505	23.508	26.874	23.436	27.687	221.0	3	1'43.370	23.916	27.618	23.842	27.994	223.2
11	1'41.332	23.477	26.668	23.408	27.779	220.3	4	1'42.453	23.785	27.194	23.561	27.913	223.9
12	1'40.975	23.390	26.655	23.320	27.610	221.0	5	1'42.002 *	23.452	27.145	23.563	27.842*	224.7
13	1'51.832 P	24.613	27.831	23.600	35.788	220.3	6	1'41.338	23.446	26.903	23.292	27.697	222.5
14	5'35.915	23.981	27.376	23.552	27.595		7	1'41.000	23.311	26.888	23.283	27.518	222.5
15	1'40.207	23.219	26.492	23.147	27.349	220.3	8	1'40.850	23.270	26.770	23.154	27.656	228.4
16	1'40.231	23.224	26.444	23.260	27.303	223.2	9	1'41.601	23.489	26.931	23.427	27.754	225.4
17	1'40.087	23.146	26.424	23.049	27.468	223.2	10	1'49.255 P	23.592	27.235	23.773	34.655	221.0
18	2'32.764 P	29.715	39.091	34.821	49.137	223.2	11	10'39.250	24.202	26.754	23.245	27.347	
<b>12th 31 Adrian FERNANDEZ</b> Sterilgarda Max Racin SPA							12	1'40.253	23.099	26.635	23.106	27.413	221.0
Runs=3 Total laps=18 Full laps=11							13	1'40.509 *	23.275	26.538	23.103	27.593*	220.3
1	2'12.561	24.023	28.657	24.666	28.870		14	1'40.954 *	23.267	26.804	23.200	27.683*	220.3
2	1'44.312	23.956	27.627	24.160	28.569	219.6	15	1'41.298 *	23.176	26.759	23.565	27.798*	221.0
3	1'43.447	23.782	27.331	23.997	28.337	219.6	16	1'40.738 *	23.179	26.705	23.155	27.699*	226.1
4	1'43.125	23.920	27.247	23.859	28.099	220.3	17	1'40.697	23.236	26.725	23.278	27.458	221.0
5	1'42.569	23.524	27.122	23.746	28.177	219.6	18	2'05.298 P	25.273	31.197	28.412	40.416	221.0
6	1'42.320	23.650	27.107	23.628	27.935	218.9	<b>15th 82 Stefano NEPA</b> BOE Owlride ITA						
7	1'42.226	23.541	27.058	23.702	27.925	219.6	Runs=2 Total laps=19 Full laps=25						
8	2'01.458 P	23.751	27.803	24.293	45.611	218.9	1	2'31.903	26.029	29.422	24.807	28.706	
9	5'34.632	31.031	27.586	23.738	27.954		2	1'44.035	24.218	27.607	23.993	28.217	220.3
10	1'41.970	23.575	26.941	23.530	27.924	220.3	3	1'42.915	23.829	27.248	23.837	28.001	223.2
11	1'41.371	23.546	26.720	23.439	27.666	221.0	4	1'43.367	23.826	27.125	24.094	28.322	226.1
12	1'41.356	23.465	26.693	23.314	27.884	221.8	5	1'41.914	23.577	27.098	23.480	27.759	223.2
13	1'53.985 P	23.975	27.001	25.399	37.610	221.0	6	1'41.272	23.433	26.923	23.289	27.627	223.2
14	5'52.765	30.401	31.508	23.482	27.719		7	1'41.438	23.388	26.848	23.378	27.824	227.6
15	1'40.346	23.255	26.637	23.061	27.393	223.9	8	1'41.354	23.595	26.782	23.229	27.748	223.2
16	1'48.248 *	23.228	26.581	28.541	29.898*	224.7	9	1'41.212	23.468	26.799	23.304	27.641	222.5
17	1'40.144	23.221	26.512	23.041	27.370	226.1	10	1'52.201 P	23.554	27.357	25.443	35.847	221.0
18	2'00.456 P	23.384	27.863	27.756	41.453	224.7	11	8'54.644	29.476	28.403	28.700	28.065	
<b>13th 99 Carlos TATAY</b> Avintia Esponsorama SPA							12	1'40.987	23.300	26.652	23.133	27.902	222.5
Runs=3 Total laps=19 Full laps=9							13	1'40.294	23.177	26.615	23.088	27.414	222.5
1	2'21.006	26.698	30.749	26.287	29.462		14	1'42.811	23.290	26.406	23.347	29.768	223.9
2	1'45.663 *	24.321*	28.378	24.332	28.633	217.5	15	1'40.430	23.311	26.609	23.026	27.484	223.9
3	1'44.005	23.983	27.683	24.046	28.293	218.9	16	1'50.978	26.275	29.135	23.537	32.031	226.9
4	1'47.969 *	26.522	28.831*	24.369	28.247	219.6	17	1'41.372	23.627	26.710	23.113	27.922	221.0
5	1'42.307	23.752	27.213	23.601	27.741	223.9	18	1'43.385	23.275	26.548	23.115	30.447	226.1
6	1'42.046	23.526	27.171	23.528	27.821	229.2	19	2'16.043 P	26.834	33.459	31.006	44.744	223.2
7	1'46.822	23.834	27.886	26.661	28.441	222.5	<b>16th 19 Andi Farid IZDIHAR</b> Honda Team Asia INA						
8	1'50.214 P	23.94*	27.641	23.920	34.712	221.0	Runs=2 Total laps=18 Full laps=12						
9	5'28.274 *	26.176	28.108	23.688	27.941*		1	2'34.077	28.243	29.761	25.278	29.051	
10	1'41.855	23.552	27.066	23.492	27.745	220.3	2	1'43.839 *	23.984	27.566	23.984	28.305*	220.3
11	1'41.509	23.462	26.924	23.416	27.707	221.8	3	1'42.319	23.621	27.068	23.676	27.954	221.0
12	1'42.232	24.161	27.028	23.393	27.650	221.0	4	1'43.104	23.584	27.019	23.513	28.988	222.5
13	1'50.561 P	23.390	26.890	23.390	36.891	223.2	5	1'41.298	23.442	26.711	23.393	27.752	221.8
14	5'36.243	23.597	27.869	23.466	27.648		6	1'41.352	23.500	26.782	23.403	27.667	220.3
15	1'40.417 *	23.245	26.682	23.069	27.421*	220.3	7	1'41.226	23.403	26.760	23.309	27.754	223.9
16	1'40.273	23.235	26.602	23.035	27.401	225.4	8	1'41.142	23.359	26.788	23.288	27.707	224.7
17	1'40.223	23.208	26.606	23.062	27.347	222.5							

**Fastest Lap:** Izan GUEVARA Valresa GASGAS Asp SPA 1'39.561 22.963 26.397 22.979 27.222

These data/results cannot be reproduced, stored and/or transmitted in whole or in part by any manner of electronic, mechanical, photocopying, recording, broadcasting or otherwise now known or herein after developed without the previous express consent by the copyright owner, except for reproduction in daily press and regular printed publications on sale to the public within 60 days of the event related to those data/results and always provided that copyright symbol appears together as follows below.  
© DORNA, 2021

Official MotoGP Timing by TISSOT  
www.motogp.com

Cheste, Friday, November 12, 2021

Page 3 of 6



# Free Practice Nr. 1

# Moto3

Lap	Lap Time	T1	T2	T3	T4	Speed	Lap	Lap Time	T1	T2	T3	T4	Speed
9	1'41.845	23.618	27.049	23.549	27.629	227.6	3	1'44.967	24.197	28.033	24.179	28.558	218.2
10	1'41.594	23.481	26.673	23.534	27.906	225.4	4	1'44.011	23.912	27.689	24.057	28.353	218.9
11	1'58.920 P	23.425	27.015	24.092	44.388	218.9	5	1'43.631	24.024	27.650	23.867	28.090	218.9
12	1'0'26.317	28.663	28.266	24.453	30.692		6	1'43.233	23.813	27.440	23.739	28.241	218.9
13	1'40.921	23.486	26.565	23.040	27.830	221.0	7	1'42.503 *	23.856	27.262*	23.558	27.827	218.2
14	1'40.677 *	23.380	26.496	23.039	27.762*	219.6	8	1'41.742	23.548	26.875	23.562	27.757	224.7
15	1'40.696	23.235	26.634	23.148	27.679	221.8	9	1'58.971 P	23.468	27.043	23.553	44.907	224.7
16	1'41.683	23.726	26.889	23.153	27.915	220.3	10	8'33.821	26.926	28.486	24.054	28.176	
17	1'40.366	23.248	26.569	23.033	27.516	221.8	11	1'42.498	23.919	27.282	23.581	27.716	219.6
18	2'09.771 P	23.907	33.129	28.747	43.988	221.8	12	1'41.861	23.671	27.029	23.490	27.671	219.6

## 17th 54 Riccardo ROSSI BOE Owlride ITA

Runs=2 Total laps=18 Full laps=20

1	2'24.857	26.684	30.776	24.898	29.042	
2	1'44.412	24.402	27.600	24.147	28.263	222.5
3	1'43.186	23.828	27.469	23.855	28.034	226.9
4	1'45.503	23.913	27.180	23.775	30.635	226.9
5	1'42.896	23.963	27.406	23.695	27.832	222.5
6	1'42.483 *	23.868	27.184	23.632	27.799*	224.7
7	1'42.144	23.728	27.028	23.645	27.743	225.4
8	1'41.992	23.623	26.931	23.586	27.852	223.9
9	1'52.846 P	23.920	27.490	24.059	37.377	221.0
10	1'0'36.288 *	9'11.335	28.302	28.544	28.107*	
11	1'41.048	23.571	26.725	23.245	27.507	226.1
12	1'40.463	23.353	26.579	23.133	27.398	224.7
13	1'40.421	23.324	26.490	23.153	27.454	223.9
14	1'42.656	23.453	26.957	24.248	27.998	223.2
15	1'51.254 *	26.552	28.817*	23.525	32.360*	225.4
16	1'41.591 *	23.530	27.209	23.228	27.624*	224.7
17	1'44.677	23.481	26.781	23.287	31.128	223.2
18	2'21.877 P	24.400	37.166	33.900	46.411	225.4

## 18th 5 Jaume MASIA Red Bull KTM Ajo SPA

Runs=3 Total laps=17 Full laps=10

1	2'26.398	27.695	29.540	25.040	28.631	
2	1'42.629	23.664	27.427	23.659	27.879	223.9
3	1'42.761	23.695	27.400	23.719	27.947	226.1
4	1'42.307	23.599	27.083	23.700	27.925	230.7
5	1'45.960	25.848	27.912	24.248	27.952	230.7
6	1'41.278	23.352	26.870	23.489	27.567	225.4
7	1'57.343 P	23.372	26.851	23.487	43.633	225.4
8	7'11.100	26.905	28.024	23.906	27.829	
9	1'41.197	23.427	26.868	23.414	27.488	223.9
10	1'40.935	23.364	26.769	23.337	27.465	226.1
11	1'41.370	23.494	26.826	23.293	27.757	226.9
12	1'49.508 P	23.39*	26.805	23.318	35.992	223.2
13	5'54.721	30.415	28.066	23.600	27.699	
14	1'40.728	23.396	26.617	23.141	27.574	222.5
15	1'40.465	23.306	26.558	23.007	27.594	223.2
16	1'40.495 *	23.244	26.571	23.070	27.610*	223.2
17	2'08.638 P	27.124	31.028	27.914	42.572	223.2

## 19th 6 Ryusei YAMANAKA CarXpert PruestelGP JPN

Runs=3 Total laps=17 Full laps=10

1	1'53.074	25.861	29.418	25.263	28.972	
2	1'46.072	24.565	28.329	24.522	28.656	218.2

## 20th 66 Joel KELSO CIP Green Power AUS

Runs=3 Total laps=16 Full laps=10

1	2'21.780	26.414	30.527	26.254	29.855	
2	1'46.328	24.524	28.425	24.664	28.715	216.2
3	1'43.893	24.120	27.778	24.055	27.940	217.5
4	1'42.200	23.759	27.119	23.611	27.711	223.9
5	1'42.115	23.670	26.965	23.535	27.945	224.7
6	1'45.037	25.945	27.736	23.539	27.817	219.6
7	1'41.747	23.589	26.739	23.501	27.918	220.3
8	1'53.301 P	23.522	27.377	23.878	38.524	218.9
9	9'20.047	25.861	27.768	23.561	27.686	
10	1'54.457 P	24.025	27.000	23.515	39.917	218.9
11	6'08.653	25.520	27.968	24.215	30.826	
12	1'41.044	23.438	26.722	23.137	27.747	220.3
13	1'44.359	26.611	26.933	23.270	27.545	218.9
14	1'40.651	23.377	26.564	23.116	27.594	220.3
15	1'43.110	23.407	28.696	23.329	27.678	221.8
16	2'12.464 P	26.477	31.072	30.412	44.503	220.3

## 21st 27 Kaito TOBA CIP Green Power JPN

Runs=2 Total laps=20 Full laps=13

1	2'25.341	26.846	30.070	25.136	29.024	
2	1'44.512 *	24.194	27.908	24.114	28.296*	223.2
3	1'43.030 *	23.739	27.331	23.815	28.145*	226.1
4	1'42.461	23.682	27.198	23.679	27.902	223.9
5	1'43.273	23.966	27.175	24.163	27.969	223.2
6	1'42.032	23.529	27.162	23.584	27.757	221.0
7	1'42.201	23.503	27.217	23.501	27.980	223.9
8	1'45.446	23.640	28.130	25.569	28.107	220.3
9	1'41.735	23.561	27.078	23.386	27.710	225.4
10	1'51.903 P	23.467	26.803	24.347	37.286	223.2
11	7'14.580	25.256	27.559	23.494	27.865	
12	1'43.053 *	23.508	26.845	25.001	27.699*	223.2
13	1'41.205	23.382	26.864	23.280	27.679	222.5
14	1'40.964	23.280	26.782	23.242	27.660	222.5
15	1'40.978	23.426	26.712	23.218	27.622	220.3
16	1'40.671	23.337	26.643	23.171	27.520	221.0
17	1'40.775	23.343	26.715	23.165	27.552	222.5
18	1'41.318	23.423	26.773	23.235	27.887	221.8
19	1'44.988	26.116	27.535	23.545	27.792	220.3

**Fastest Lap:** Izan GUEVARA Valresa GASGAS Asp SPA 1'39.561 22.963 26.397 22.979 27.222

These data/results cannot be reproduced, stored and/or transmitted in whole or in part by any manner of electronic, mechanical, photocopying, recording, broadcasting or otherwise now known or herein after developed without the previous express consent by the copyright owner, except for reproduction in daily press and regular printed publications on sale to the public within 60 days of the event related to those data/results and always provided that copyright symbol appears together as follows below.  
© DORNA, 2021

## Free Practice Nr. 1

Moto3

Lap	Lap Time	T1	T2	T3	T4	Speed	Lap	Lap Time	T1	T2	T3	T4	Speed		
20	2'02.966	P	23.676	29.948	27.332	42.010	222.5	10	7'34.963	*	26.714	27.879	23.845	28.440*	
<b>22nd 43</b> Xavier ARTIGAS Leopard Racing SPA							11	1'43.064	*	24.03*	27.240*	23.676	28.118	214.8	
			Runs=3	Total laps=18	Full laps=11		12	<b>1'42.041</b>		23.798	26.883	23.450	27.910	215.5	
1	2'26.577		24.218	29.425	24.945	28.595	13	<b>1'42.305</b>		23.742	27.102	23.481	27.980	214.8	
2	<b>1'42.995</b>		23.828	27.296	23.952	27.919	225.4	14	1'55.229	P	23.820	26.873	23.522	41.014	215.5
3	<b>1'42.521</b>		23.629	27.062	23.917	27.913	226.9	15	4'16.840		27.676	29.661	23.686	32.892	
4	<b>1'41.882</b>		23.525	26.972	23.696	27.689	<b>229.2</b>	16	<b>1'40.766</b>		<b>23.531</b>	<b>26.593</b>	<b>23.138</b>	<b>27.504</b>	219.6
5	<b>1'43.715</b>		23.679	27.102	24.984	27.950	226.9	17	<b>1'44.778</b>		24.232	26.746	23.242	30.558	218.9
6	<b>1'41.106</b>		23.378	26.814	23.380	27.534	222.5	18	2'06.962	P	23.659	32.462	28.934	41.907	219.6
7	<b>1'40.788</b>		23.356	26.647	23.309	<b>27.476</b>	222.5	<b>25th 20</b> Lorenzo FELLON SIC58 Squadra Corse FRA							
8	1'50.206	P	24.019	27.345	23.663	35.179	218.2			Runs=3	Total laps=17	Full laps=9			
9	7'19.419		25.914	28.768	23.622	27.996		1	2'30.156		25.323	28.787	24.829	28.717	
10	<b>1'41.047</b>		23.472	26.827	23.227	27.521	221.0	2	<b>1'44.372</b>		24.278	27.813	24.096	28.185	221.8
11	1'41.261	*	23.389	26.652	23.271	27.949*	223.2	3	<b>1'43.752</b>		23.993	27.478	23.923	28.358	222.5
12	<b>1'41.278</b>		23.421	26.902	23.248	27.707	224.7	4	<b>1'42.691</b>		23.708	27.268	23.633	28.082	222.5
13	1'50.423	P	23.653	27.155	23.669	35.946	220.3	5	<b>1'42.458</b>		23.777	27.193	23.558	27.930	223.2
14	5'06.924		23.238	27.225	23.313	27.581		6	<b>1'41.907</b>		23.582	27.039	23.412	27.874	224.7
15	<b>1'40.686</b>		23.333	<b>26.573</b>	23.210	27.570	221.0	7	1'53.716	P	23.732	<b>27.648*</b>	26.295	36.041	223.2
16	<b>1'40.680</b>		<b>23.296</b>	26.604	<b>23.157</b>	27.623	220.3	8	7'26.227	*	26.086	27.937	23.988	27.962*	
17	<b>1'44.526</b>		25.182	28.152	23.254	27.938	221.8	9	1'42.406	*	23.680	27.335	23.595	27.796*	221.8
18	2'07.644	P	24.309	32.690	28.897	41.748	221.8	10	<b>1'41.810</b>		23.601	27.076	23.384	27.749	221.8
<b>23rd 67</b> Alberto SURRA Rivacold Snipers Tea ITA							11	<b>1'41.868</b>		23.551	27.010	23.526	27.781	222.5	
			Runs=3	Total laps=19	Full laps=11		12	1'56.917	P	23.98*	<b>27.436*</b>	23.948	41.545	223.2	
1	2'47.299		24.909	28.775	24.873	29.260		13	5'29.490		30.163	28.227	23.591	27.655	
2	<b>1'44.611</b>		24.433	27.576	24.001	28.601	214.8	14	<b>1'40.822</b>		23.407	26.927	<b>23.119</b>	<b>27.369</b>	223.9
3	<b>1'43.013</b>		23.830	27.340	23.599	28.244	218.9	15	<b>1'41.045</b>		<b>23.281</b>	<b>26.518</b>	23.600	27.646	<b>228.4</b>
4	1'42.385	*	23.792	26.944*	23.425	28.224	218.2	16	1'42.195	*	23.438	26.657	23.224	28.876*	222.5
5	<b>1'41.912</b>		23.574	26.823	23.339	28.176	218.2	17	2'05.143	P	24.05*	28.213	27.731	45.149	223.9
6	1'41.535	*	23.558	26.762*	23.328	27.887	218.2	<b>26th 95</b> Jose Antonio RUED Indonesian Racing Gr SPA							
7	<b>1'41.988</b>		23.671	26.907	23.426	27.984	218.9			Runs=3	Total laps=17	Full laps=11			
8	<b>1'41.760</b>		23.657	26.743	23.246	28.114	217.5	1	2'38.670		26.937	30.081	25.758	29.104	
9	1'54.993	P	23.768	28.179	24.713	38.333	218.9	2	<b>1'45.928</b>		24.645	27.942	24.718	28.623	216.2
10	5'59.738		25.549	27.617	23.720	28.122		3	<b>1'44.097</b>		24.004	27.593	24.128	28.372	221.0
11	<b>1'41.620</b>		23.776	26.739	23.324	27.781	220.3	4	<b>1'43.922</b>		23.840	27.876	23.987	28.219	221.0
12	<b>1'41.112</b>		23.514	26.617	23.281	27.700	219.6	5	<b>1'43.263</b>		24.126	27.144	24.042	27.951	219.6
13	<b>1'40.985</b>		23.461	26.701	<b>23.119</b>	27.704	<b>221.0</b>	6	<b>1'42.358</b>		23.733	26.948	23.692	27.985	219.6
14	1'49.931	P	23.609	27.138	23.610	35.574	218.9	7	<b>1'42.594</b>		23.814	27.007	23.740	28.033	215.5
15	4'47.885	*	40.964	29.238	23.710	28.042*		8	<b>1'42.654</b>		24.103	26.904	23.547	28.100	<b>222.5</b>
16	<b>1'41.309</b>		23.764	26.703	23.196	27.646	216.9	9	1'52.391	P	24.292	27.639	23.911	36.549	222.5
17	<b>1'40.697</b>		<b>23.332</b>	<b>26.461</b>	23.291	<b>27.613</b>	218.2	10	7'54.005		27.421	28.264	23.826	28.011	
18	<b>1'40.803</b>		23.351	26.500	23.170	27.782	218.9	11	<b>1'42.115</b>		23.658	27.073	23.527	27.857	219.6
19	2'38.863	P	34.410	40.820	34.869	48.764	216.9	12	<b>1'41.751</b>		23.573	26.938	23.406	27.834	220.3
<b>24th 52</b> Jeremy ALCOBA Indonesian Racing Gr SPA							13	<b>1'42.338</b>		23.687	27.046	23.673	27.932	218.9	
			Runs=3	Total laps=18	Full laps=10		14	1'51.137	P	24.202	27.149	<b>23.752</b>	36.034	218.2	
1	2'38.556		25.034	29.710	25.563	29.258		15	5'39.421		25.913	26.867	<b>23.172</b>	<b>27.471</b>	
2	<b>1'45.998</b>		24.567	28.071	24.592	28.768	215.5	16	<b>1'40.864</b>		<b>23.419</b>	<b>26.664</b>	23.250	27.531	222.5
3	<b>1'44.766</b>		24.299	27.511	24.226	28.730	216.2	17	2'07.146	P	25.190	31.502	28.360	42.094	219.6
4	<b>1'43.618</b>		24.116	27.435	23.900	28.167	216.9	<b>27th 7</b> Dennis FOGGIA Leopard Racing ITA							
5	<b>1'42.756</b>		23.671	27.198	23.749	28.138	<b>219.6</b>			Runs=3	Total laps=17	Full laps=7			
6	1'42.417	*	23.697	27.016*	23.692	28.012	216.9	1	2'27.772		23.722	29.638	24.587	28.872	
7	<b>1'42.542</b>		23.718	27.163	23.683	27.978	216.9	2	1'44.356	*	24.65*	27.667	23.887	28.148	224.7
8	<b>1'42.544</b>		23.771	26.990	23.690	28.093	216.2	3	<b>1'42.886</b>		23.915	27.362	23.654	27.955	223.9
9	1'54.057	P	25.520	27.499	24.336	36.702	216.9	4	1'48.008	P	23.83*	27.138	23.631	33.402	223.9

**Fastest Lap:** Izan GUEVARA Valresa GASGAS Asp SPA **1'39.561** 22.963 26.397 22.979 27.222

These data/results cannot be reproduced, stored and/or transmitted in whole or in part by any manner of electronic, mechanical, photocopying, recording, broadcasting or otherwise now known or herein after developed without the previous express consent by the copyright owner, except for reproduction in daily press and regular printed publications on sale to the public within 60 days of the event related to those data/results and always provided that copyright symbol appears together as follows below.  
© DORNA, 2021

Official MotoGP Timing by TISSOT  
www.motogp.com

Cheste, Friday, November 12, 2021

Page 5 of 6



# Free Practice Nr. 1

Moto3

Lap	Lap Time	T1	T2	T3	T4	Speed	Lap	Lap Time	T1	T2	T3	T4	Speed
5	5'53.308 *	22.909	27.324	23.691	28.057*								
6	<b>1'41.793</b>	23.613	26.968	23.388	27.824	221.8							
7	1'41.894 *	23.572	27.027	23.415	27.880*	223.2							
8	<b>1'41.687</b>	23.562	26.905	23.404	27.816	221.8							
9	<b>1'41.594</b>	23.522	26.895	23.395	27.782	222.5							
10	<b>1'41.232</b>	23.379	26.806	23.360	27.687	222.5							
11	<b>1'40.975</b>	23.301	26.757	23.268	27.649	223.2							
12	<b>1'41.080</b>	23.366	26.751	23.270	27.693	223.9							
13	1'46.591 P	23.400	26.751	23.309	33.131	223.9							
14	7'30.470	26.604	29.078	23.258	27.525								
15	1'40.119 *	23.291	26.491	<b>22.982</b>	27.355*	225.4							
16	1'39.745 *	23.19*	<b>26.333</b>	23.019	<b>27.203</b>	224.7							
17	2'04.102 P	<b>23.145</b>	28.943	29.013	43.001	<b>228.4</b>							

**28th 24** **Tatsuki SUZUKI** SIC58 Squadra Corse JPN  
 Runs=3 Total laps=16 Full laps=8

1	4'47.417	27.329	29.365	25.239	29.218								
2	1'44.671 *	24.279	27.657	24.151	28.584*	220.3							
3	<b>1'43.277</b>	23.781	27.196	23.913	28.387	220.3							
4	<b>1'42.739</b>	23.718	27.096	23.662	28.263	220.3							
5	<b>1'42.512</b>	23.540	27.078	23.635	28.259	221.0							
6	<b>1'42.099</b>	23.621	26.967	23.512	27.999	221.0							
7	<b>1'41.966</b>	<b>23.502</b>	26.902	23.469	28.093	221.0							
8	2'06.406 P	24.638	28.383	24.678	48.707	218.9							
9	8'05.064 *	37.727	27.395*	23.691	27.929*								
10	1'42.279 *	23.542	26.925*	23.921	<b>27.891</b>	<b>221.8</b>							
11	<b>1'41.676</b>	23.508	<b>26.809</b>	<b>23.336</b>	28.023	221.8							
12	1'53.782 P	23.504	27.961	23.489	38.828	220.3							
13	5'19.695	26.981	27.586	23.783	28.196								
14	<b>1'42.404</b>	23.677	27.118	23.593	28.016	219.6							
15	<b>1'45.003</b>	23.677	28.127	25.272	27.927	219.6							
16	2'43.276 P	29.447	40.482	34.463	58.884	221.8							

**Fastest Lap:** Izan GUEVARA Valresa GASGAS Asp SPA **1'39.561** 22.963 26.397 22.979 27.222

These data/results cannot be reproduced, stored and/or transmitted in whole or in part by any manner of electronic, mechanical, photocopying, recording, broadcasting or otherwise now known or herein after developed without the previous express consent by the copyright owner, except for reproduction in daily press and regular printed publications on sale to the public within 60 days of the event related to those data/results and always provided that copyright symbol appears together as follows below.  
 © DORNA, 2021

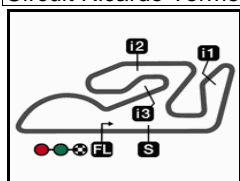
Official MotoGP Timing by TISSOT  
 www.motogp.com

Cheste, Friday, November 12, 2021

Page 6 of 6







4005 m.

# GRAN PREMIO MOTUL DE LA COMUNITAT VALENCIANA

## Free Practice Nr. 1

### Best Partial Times

# Moto3™


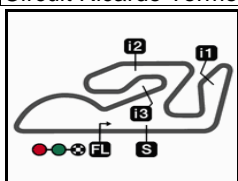
*IT* Ideal Lap Time, sum of the best partial times

*BT* Best Lap Time

<i>T1</i>		<i>T2</i>		<i>T3</i>		<i>T4</i>				<i>IT</i>	<i>BT</i>	
Pos	Rider	Time	Rider	Time	Rider	Time	Rider	Time	Pos	Rider		
1	I.GUEVARA	22.892	I.GUEVARA	26.239	D.BINDER	22.868	D.FOGGIA	27.203	1	I.GUEVARA	1'39.314	1'39.561 (1)
2	S.GARCIA	23.089	A.MIGNO	26.285	F.SALAC	22.880	I.GUEVARA	27.222	2	F.SALAC	1'39.550	1'39.770 (4)
3	D.ÖNCÜ	23.099	F.SALAC	26.324	P.ACOSTA	22.892	F.SALAC	27.243	3	D.BINDER	1'39.609	1'39.609 (2)
4	F.SALAC	23.103	R.FENATI	26.329	A.MIGNO	22.954	J.MCPHEE	27.270	4	D.FOGGIA	1'39.663	1'40.975 (27)
5	D.BINDER	23.127	D.FOGGIA	26.333	I.GUEVARA	22.961	D.BINDER	27.272	5	A.MIGNO	1'39.682	1'39.754 (3)
6	A.SASAKI	23.131	D.BINDER	26.342	D.FOGGIA	22.982	A.SASAKI	27.292	6	P.ACOSTA	1'39.880	1'39.893 (5)
7	P.ACOSTA	23.137	S.NEPA	26.406	J.MASIA	23.007	A.MIGNO	27.293	7	N.ANTONELLI	1'39.922	1'40.087 (11)
8	Y.KUNII	23.142	Y.KUNII	26.421	S.NEPA	23.026	N.ANTONELLI	27.303	8	Y.KUNII	1'39.942	1'39.997 (6)
9	D.FOGGIA	23.145	N.ANTONELLI	26.424	R.FENATI	23.029	S.GARCIA	27.315	9	R.FENATI	1'39.982	1'40.034 (7)
10	N.ANTONELLI	23.146	A.SURRA	26.461	A.IZDIHAR	23.033	Y.KUNII	27.340	10	S.GARCIA	1'40.018	1'40.058 (9)
11	A.MIGNO	23.150	R.ROSSI	26.490	C.TATAY	23.035	D.ÖNCÜ	27.347	11	S.NEPA	1'40.023	1'40.294 (15)
12	S.NEPA	23.177	P.ACOSTA	26.494	Y.KUNII	23.039	C.TATAY	27.347	12	A.SASAKI	1'40.039	1'40.039 (8)
13	C.TATAY	23.208	A.IZDIHAR	26.496	A.FERNANDEZ	23.041	P.ACOSTA	27.357	13	J.MCPHEE	1'40.082	1'40.082 (10)
14	J.MCPHEE	23.211	S.GARCIA	26.499	N.ANTONELLI	23.049	L.FELLON	27.369	14	D.ÖNCÜ	1'40.087	1'40.253 (14)
15	A.FERNANDEZ	23.221	A.FERNANDEZ	26.512	J.MCPHEE	23.079	A.FERNANDEZ	27.370	15	A.FERNANDEZ	1'40.144	1'40.144 (12)
16	A.IZDIHAR	23.235	L.FELLON	26.518	A.SASAKI	23.091	R.FENATI	27.377	16	C.TATAY	1'40.192	1'40.223 (13)
17	J.MASIA	23.244	J.MCPHEE	26.522	D.ÖNCÜ	23.103	R.YAMANAKA	27.393	17	J.MASIA	1'40.274	1'40.465 (18)
18	R.FENATI	23.247	A.SASAKI	26.525	S.GARCIA	23.115	R.ROSSI	27.398	18	A.IZDIHAR	1'40.280	1'40.366 (16)
19	K.TOBA	23.280	D.ÖNCÜ	26.538	J.KELSO	23.116	S.NEPA	27.414	19	L.FELLON	1'40.287	1'40.822 (25)
20	L.FELLON	23.281	J.MASIA	26.558	L.FELLON	23.119	J.MASIA	27.465	20	R.ROSSI	1'40.345	1'40.421 (17)
21	X.ARTIGAS	23.296	J.KELSO	26.564	A.SURRA	23.119	J.RUEDA	27.471	21	X.ARTIGAS	1'40.502	1'40.680 (22)
22	R.ROSSI	23.324	X.ARTIGAS	26.573	R.ROSSI	23.133	X.ARTIGAS	27.476	22	A.SURRA	1'40.525	1'40.697 (23)
23	A.SURRA	23.332	J.ALCOBA	26.593	J.ALCOBA	23.138	J.ALCOBA	27.504	23	R.YAMANAKA	1'40.591	1'40.591 (19)
24	R.YAMANAKA	23.364	C.TATAY	26.602	X.ARTIGAS	23.157	A.IZDIHAR	27.516	24	J.KELSO	1'40.602	1'40.651 (20)

These data/results cannot be reproduced, stored and/or transmitted in whole or in part by any manner of electronic, mechanical, photocopying, recording, broadcasting or otherwise now known or herein after developed without the previous express consent by the copyright owner, except for reproduction in daily press and regular printed publications on sale to the public within 60 days of the event related to those data/results and always provided that copyright symbol appears together as follows below.  
© DORNA, 2021

Circuit Ricardo Tormo

Results and timing service provided by  TISSOT

4005 m.

# GRAN PREMIO MOTUL DE LA COMUNITAT VALENCIANA

## Free Practice Nr. 1

### Best Partial Times

# Moto3™

*IT* Ideal Lap Time, sum of the best partial times

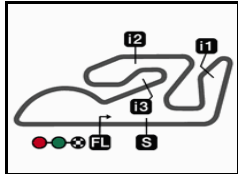
*BT* Best Lap Time

<b>T1</b>		<b>T2</b>		<b>T3</b>		<b>T4</b>				<i>IT</i>	<i>BT</i>	
<i>Pos</i>	<i>Rider</i>	<i>Time</i>	<i>Rider</i>	<i>Time</i>	<i>Rider</i>	<i>Time</i>	<i>Rider</i>	<i>Time</i>	<i>Pos</i>	<i>Rider</i>		
25	J.KELSO	23.377	K.TOBA	26.643	K.TOBA	23.165	K.TOBA	27.520	25	K.TOBA	1'40.608	1'40.671 (21)
26	J.RUEDA	23.419	R.YAMANAKA	26.650	J.RUEDA	23.172	J.KELSO	27.545	26	J.RUEDA	1'40.726	1'40.864 (26)
27	T.SUZUKI	23.502	J.RUEDA	26.664	R.YAMANAKA	23.184	A.SURRA	27.613	27	J.ALCOBA	1'40.766	1'40.766 (24)
28	J.ALCOBA	23.531	T.SUZUKI	26.809	T.SUZUKI	23.336	T.SUZUKI	27.891	28	T.SUZUKI	1'41.538	1'41.676 (28)

These data/results cannot be reproduced, stored and/or transmitted in whole or in part by any manner of electronic, mechanical, photocopying, recording, broadcasting or otherwise now known or herein after developed without the previous express consent by the copyright owner, except for reproduction in daily press and regular printed publications on sale to the public within 60 days of the event related to those data/results and always provided that copyright symbol appears together as follows below.  
© DORNA, 2021

Official MotoGP Timing by TISSOT  
www.motogp.com





4005 m.

# GRAN PREMIO MOTUL DE LA COMUNITAT VALENCIANA

## Free Practice Nr. 1

### Fastest Laps Sequence

<i>Practice Time</i>	 <i>Rider</i>	<i>Nation</i>	<i>Motorcycle</i>	<i>Time</i>	<i>Km/h</i>	<i>Rider's Lap</i>
3'39.146	6 Ryusei YAMANAKA	JPN	KTM	<b>1'46.072</b>	135.9	2
3'49.191	28 Izan GUEVARA	SPA	GASGAS	<b>1'44.379</b>	138.1	2
3'56.873	31 Adrian FERNANDEZ	SPA	HUSQVARNA	<b>1'44.312</b>	138.2	2
4'08.640	37 Pedro ACOSTA	SPA	KTM	<b>1'43.675</b>	139.0	2
4'09.027	5 Jaume MASIA	SPA	KTM	<b>1'42.629</b>	140.4	2
5'52.093	43 Xavier ARTIGAS	SPA	HONDA	<b>1'42.521</b>	140.6	3
5'53.249	12 Filip SALAC	CZE	KTM	<b>1'42.390</b>	140.8	3
6'00.235	19 Andi Farid IZDIHAR	INA	HONDA	<b>1'42.319</b>	140.9	3
7'14.643	28 Izan GUEVARA	SPA	GASGAS	<b>1'42.180</b>	141.1	4
7'33.187	37 Pedro ACOSTA	SPA	KTM	<b>1'41.888</b>	141.5	4
7'33.975	43 Xavier ARTIGAS	SPA	HONDA	<b>1'41.882</b>	141.5	4
8'55.946	28 Izan GUEVARA	SPA	GASGAS	<b>1'41.303</b>	142.3	5
9'24.637	19 Andi Farid IZDIHAR	INA	HONDA	<b>1'41.298</b>	142.3	5
10'36.927	28 Izan GUEVARA	SPA	GASGAS	<b>1'40.981</b>	142.7	6
12'17.575	28 Izan GUEVARA	SPA	GASGAS	<b>1'40.648</b>	143.2	7
26'54.531	28 Izan GUEVARA	SPA	GASGAS	<b>1'39.583</b>	144.7	12
38'28.791	28 Izan GUEVARA	SPA	GASGAS	<b>1'39.561</b>	144.8	17

These data/results cannot be reproduced, stored and/or transmitted in whole or in part by any manner of electronic, mechanical, photocopying, recording, broadcasting or otherwise now known or herein after developed without the previous express consent by the copyright owner, except for reproduction in daily press and regular printed publications on sale to the public within 60 days of the event related to those data/results and always provided that copyright symbol appears together as follows below.

© DORNA, 2021

Official MotoGP Timing by TISSOT  
www.motogp.com

Cheste, Friday, November 12, 2021

