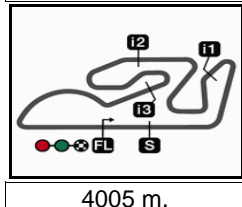



## GRAN PREMIO MOTUL DE LA COMUNITAT VALENCIANA

## Free Practice Nr. 1

## Classification

3



		Rider	Nation	Team	Motorcycle	Time	Lap Total	Gap	Top Speed
1	27	Iker LECUONA	SPA	Tech 3 KTM Factory Racing	KTM	<b>1'40.569</b>	17 19		<b>316.8</b>
2	43	Jack MILLER	AUS	Ducati Lenovo Team	DUCATI	<b>1'40.724</b>	11 12	0.155 0.155	<b>322.8</b>
3	88	Miguel OLIVEIRA	POR	Red Bull KTM Factory Racing	KTM	<b>1'40.730</b>	19 19	0.161 0.006	<b>313.9</b>
4	5	Johann ZARCO	FRA	Pramac Racing	DUCATI	<b>1'40.940</b>	20 20	0.371 0.210	<b>319.8</b>
5	36	Joan MIR	SPA	Team SUZUKI ECSTAR	SUZUKI	<b>1'40.943</b>	16 17	0.374 0.003	<b>318.3</b>
6	63	Francesco BAGNAIA	ITA	Ducati Lenovo Team	DUCATI	<b>1'41.015</b>	13 13	0.446 0.072	<b>321.3</b>
7	10	Luca MARINI	ITA	SKY VR46 Avintia	DUCATI	<b>1'41.104</b>	13 14	0.535 0.089	<b>315.4</b>
8	21	Franco MORBIDELLI	ITA	Monster Energy Yamaha MotoGP	YAMAHA	<b>1'41.200</b>	15 17	0.631 0.096	<b>313.9</b>
9	44	PoI ESPARGARO	SPA	Repsol Honda Team	HONDA	<b>1'41.300</b>	18 19	0.731 0.100	<b>318.3</b>
10	30	Takaaki NAKAGAMI	JPN	LCR Honda IDEMITSU	HONDA	<b>1'41.486</b>	19 19	0.917 0.186	<b>315.4</b>
11	42	Alex RINS	SPA	Team SUZUKI ECSTAR	SUZUKI	<b>1'41.512</b>	16 16	0.943 0.026	<b>318.3</b>
12	89	Jorge MARTIN	SPA	Pramac Racing	DUCATI	<b>1'41.547</b>	17 18	0.978 0.035	<b>318.3</b>
13	41	Aleix ESPARGARO	SPA	Aprilia Racing Team Gresini	APRILIA	<b>1'41.889</b>	14 14	1.320 0.342	<b>315.4</b>
14	23	Enea BASTIANINI	ITA	Avintia Esponsorama	DUCATI	<b>1'41.974</b>	11 14	1.405 0.085	<b>316.8</b>
15	20	Fabio QUARTARARO	FRA	Monster Energy Yamaha MotoGP	YAMAHA	<b>1'42.081</b>	20 21	1.512 0.107	<b>315.4</b>
16	73	Alex MARQUEZ	SPA	LCR Honda CASTROL	HONDA	<b>1'42.158</b>	16 16	1.589 0.077	<b>319.8</b>
17	33	Brad BINDER	RSA	Red Bull KTM Factory Racing	KTM	<b>1'42.168</b>	18 19	1.599 0.010	<b>312.5</b>
18	4	Andrea DOVIZIOSO	ITA	Petronas Yamaha SRT	YAMAHA	<b>1'42.182</b>	12 12	1.613 0.014	<b>308.3</b>
19	9	Danilo PETRUCCI	ITA	Tech 3 KTM Factory Racing	KTM	<b>1'42.438</b>	6 6	1.869 0.256	<b>309.7</b>
20	12	Maverick VIÑALES	SPA	Aprilia Racing Team Gresini	APRILIA	<b>1'42.767</b>	14 15	2.198 0.329	<b>321.3</b>
<b>Not qualified (Out 107%)</b>						<b>1'47.608</b>			
	46	Valentino ROSSI	ITA	Petronas Yamaha SRT	YAMAHA	<b>1'52.981</b>	3 4	12.41210.214	<b>292.5</b>

Practice condition: **Wet**Air: **13°**Humidity: **80%**Ground: **13°**

<b>Fastest Lap:</b>	Lap: 17	<b>Iker LECUONA</b>	<b>1'40.569</b>	143.3 Km/h
<b>Best Race Lap:</b>	2019	<b>Marc MARQUEZ</b>	<b>1'31.116</b>	158.2 Km/h
<b>All Time Lap Record:</b>	2016	<b>Jorge LORENZO</b>	<b>1'29.401</b>	161.2 Km/h

The results are provisional until the end of the limit for protest and appeals.

Time limit for protest expires 30' after publication of the results - ..... Time: .....

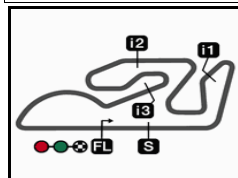
These data/results cannot be reproduced, stored and/or transmitted in whole or in part by any manner of electronic, mechanical, photocopying, recording, broadcasting or otherwise now known or herein after developed without the previous express consent by the copyright owner, except for reproduction in daily press and regular printed publications on sale to the public within 60 days of the event related to those data/results and always provided that copyright symbol appears together as follows below.

© DORNA, 2021

Official MotoGP Timing by TISSOT  
www.motogp.com

Cheste, Friday, November 12, 2021





4005 m.

**GRAN PREMIO MOTUL DE LA COMUNITAT VALENCIANA****Free Practice Nr. 1****Top Speed & Average****4**

Rider	Nation	Motorcycle	Top 5 speeds					Average	Top
43 <b>Jack MILLER</b>	<b>AUS</b>	DUCATI	322.8	321.3	321.3	319.8	319.8	321.0	<b>322.8</b>
12 <b>Maverick VIÑALES</b>	<b>SPA</b>	APRILIA	321.3	316.8	316.8	315.4	312.5	316.6	<b>321.3</b>
63 <b>Francesco BAGNAIA</b>	<b>ITA</b>	DUCATI	321.3	319.8	316.8	315.4	315.4	316.9	<b>321.3</b>
5 <b>Johann ZARCO</b>	<b>FRA</b>	DUCATI	319.8	318.3	318.3	316.8	316.8	317.7	<b>319.8</b>
73 <b>Alex MARQUEZ</b>	<b>SPA</b>	HONDA	319.8	318.3	316.8	315.4	312.5	315.9	<b>319.8</b>
36 <b>Joan MIR</b>	<b>SPA</b>	SUZUKI	318.3	318.3	315.4	315.4	315.4	316.6	<b>318.3</b>
42 <b>Alex RINS</b>	<b>SPA</b>	SUZUKI	318.3	316.8	315.4	315.4	312.5	315.2	<b>318.3</b>
44 <b>Poi ESPARGARO</b>	<b>SPA</b>	HONDA	318.3	318.3	316.8	315.4	313.9	316.1	<b>318.3</b>
89 <b>Jorge MARTIN</b>	<b>SPA</b>	DUCATI	318.3	316.8	316.8	315.4	313.9	315.6	<b>318.3</b>
23 <b>Enea BASTIANINI</b>	<b>ITA</b>	DUCATI	316.8	316.8	316.8	315.4	313.9	315.9	<b>316.8</b>
27 <b>Iker LECUONA</b>	<b>SPA</b>	KTM	316.8	315.4	315.4	313.9	313.9	315.1	<b>316.8</b>
10 <b>Luca MARINI</b>	<b>ITA</b>	DUCATI	315.4	313.9	312.5	309.7	309.7	312.2	<b>315.4</b>
20 <b>Fabio QUARTARARO</b>	<b>FRA</b>	YAMAHA	315.4	315.4	313.9	313.9	313.9	314.4	<b>315.4</b>
30 <b>Takaaki NAKAGAMI</b>	<b>JPN</b>	HONDA	315.4	309.7	309.7	309.7	309.7	310.8	<b>315.4</b>
41 <b>Aleix ESPARGARO</b>	<b>SPA</b>	APRILIA	315.4	315.4	313.9	312.5	312.5	313.4	<b>315.4</b>
21 <b>Franco MORBIDELLI</b>	<b>ITA</b>	YAMAHA	313.9	313.9	311.1	311.1	311.1	312.2	<b>313.9</b>
88 <b>Miguel OLIVEIRA</b>	<b>POR</b>	KTM	313.9	312.5	311.1	311.1	311.1	311.8	<b>313.9</b>
33 <b>Brad BINDER</b>	<b>RSA</b>	KTM	312.5	312.5	312.5	311.1	311.1	311.9	<b>312.5</b>
9 <b>Danilo PETRUCCI</b>	<b>ITA</b>	KTM	309.7	308.3	306.9	306.9	305.6	307.5	<b>309.7</b>
4 <b>Andrea DOVIZIOSO</b>	<b>ITA</b>	YAMAHA	308.3	308.3	302.9	302.9	300.2	304.5	<b>308.3</b>
46 <b>Valentino ROSSI</b>	<b>ITA</b>	YAMAHA	292.5	275.0	242.1			269.9	<b>292.5</b>

These data/results cannot be reproduced, stored and/or transmitted in whole or in part by any manner of electronic, mechanical, photocopying, recording, broadcasting or otherwise now known or herein after developed without the previous express consent by the copyright owner, except for reproduction in daily press and regular printed publications on sale to the public within 60 days of the event related to those data/results and always provided that copyright symbol appears together as follows below.

© DORNA, 2021

Official MotoGP Timing by **TISSOT**  
www.motogp.com



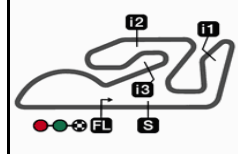
**Cheste, Friday, November 12, 2021**

## GRAN PREMIO MOTUL DE LA COMUNITAT VALENCIANA

## Free Practice Nr. 1

## Chronological Analysis of Performances

5



4005 m.

\* Lap / Sector time cancelled

T1 Time from finish line to 1st intermediate

T3 Time from 2nd intermed. to 3rd intermed.

P Crossing the finish line in pit lane

T2 Time from 1st intermed. to 2nd intermed.

T4 Time from 3rd intermediate to finish line

\*\*Tyre data subject to further updates

Lap	Lap Time	T1	T2	T3	T4	Speed	Lap	Lap Time	T1	T2	T3	T4	Speed		
<b>1st</b>	<b>27</b>	<b>Iker LECUONA</b> KTM SPA						12	1'40.985	22.309	27.518	23.976	27.182	321.3	
		Tech 3 KTM Factory Racing													
		Runs=1 Total laps=19 Full laps=15													
<b>Run #</b>	<b>1</b>	<b>Front Tyre</b>	<b>Wet-Soft</b>	<b>Rear Tyre</b>	<b>Wet-Soft</b>		<b>3rd</b>	<b>88</b>	<b>Miguel OLIVEIRA</b> KTM POR						
		<b>New Tyre</b>							Red Bull KTM Factory Racing						
		10 Laps at start							Runs=1 Total laps=19 Full laps=14						
1	2'13.227	27.722	31.989	28.403	29.682		Run #	1	Front Tyre	Wet-Soft	Rear Tyre	Wet-Soft			
2	1'49.108	24.538	30.269	25.972	28.329	295.1			<b>New Tyre</b>						
3	1'45.492	23.445	28.745	25.311	27.991	304.2	1	2'27.459	27.419	31.444	27.315	29.050			
4	1'44.162	23.068	28.273	25.052	27.769	309.7	2	1'45.246	24.063	28.524	25.168	27.491	285.3		
5	1'44.688	22.774	28.634	25.076	28.204	311.1	3	1'43.880	23.220	28.331	24.757	27.572	305.6		
6	1'43.274	22.897	28.124	24.823	27.430	306.9	4	1'42.107	22.748	27.696	24.476	27.187	311.1		
7	1'42.399	22.636	27.885	24.562	27.316	311.1	5	1'42.779	22.909	27.746	24.513	27.611	306.9		
8	1'42.766 *	22.548	28.114*	24.569	27.535	313.9	6	1'41.746	22.604	27.681	24.327	27.134	311.1		
9	1'41.984	22.506	27.807	24.535	27.136	312.5	7	1'41.827	22.773	27.734	24.288	27.032	308.3		
10	1'51.403 P	22.559	28.317	24.852	35.675	312.5	8	1'42.208 *	22.496	27.944*	24.441	27.327	311.1		
<b>Run #</b>	<b>2</b>	<b>Front Tyre</b>	<b>Wet-Soft</b>	<b>Rear Tyre</b>	<b>Wet-Soft</b>		9	1'53.760 P	22.861	28.892	25.793	36.214	304.2		
		10 Laps at start					<b>Run #</b>	<b>2</b>	<b>Front Tyre</b>	<b>Wet-Soft</b>	<b>Rear Tyre</b>	<b>Wet-Soft</b>			
11	15'03.793	25.035	29.955	26.365	30.169			<b>9 Laps at start</b>							
12	1'44.426	23.109	28.617	25.050	27.650	296.3	10	14'23.480	25.726	30.272	26.031	29.007			
13	1'42.843	22.715	28.049	24.531	27.548	312.5	11	1'45.702	23.403	28.782	25.408	28.109	306.9		
14	1'41.999	22.620	27.782	24.435	27.162	309.7	12	1'42.902	22.933	27.896	24.634	27.439	306.9		
15	1'41.373	22.593	27.700	24.202	26.878	312.5	13	1'41.657	22.579	27.507	24.261	27.310	311.1		
16	1'41.283	22.380	27.361	24.123	27.419	315.4	14	1'45.000	22.383	27.367	25.371	29.879	308.3		
17	1'40.569	22.408	27.325	24.034	26.802	313.9	15	1'41.860	22.386	27.515	24.391	27.568	309.7		
18	1'43.575	22.318	27.411	26.796	27.050	316.8	16	1'41.380	22.541	27.415	24.206	27.218	296.3		
19	1'40.780	22.458	27.368	24.035	26.919	315.4	17	1'48.020 *	25.448*	29.242	25.624	27.706	282.9		
<b>2nd</b>	<b>43</b>	<b>Jack MILLER</b> DUCATI AUS						18	1'41.312	22.590	27.523	24.186	27.013	313.9	
		Ducati Lenovo Team						19	1'40.730	22.384	27.246	23.992	27.108	312.5	
		Runs=1 Total laps=12 Full laps=9						<b>4th</b>	<b>5</b>	<b>Johann ZARCO</b> DUCATI FRA					
<b>Run #</b>	<b>1</b>	<b>Front Tyre</b>	<b>missing data</b>	<b>Rear Tyre</b>	<b>missing data</b>				Pramac Racing						
		Laps at start							Runs=1 Total laps=20 Full laps=16						
		<b>New Tyre</b>					<b>Run #</b>	<b>1</b>	<b>Front Tyre</b>	<b>Wet-Soft</b>	<b>Rear Tyre</b>	<b>Wet-Soft</b>			
1	4'29.238	29.900	35.492	27.497	28.935			<b>New Tyre</b>							
2	1'46.155	23.605	28.839	25.670	28.041	311.1	1	5'07.108	26.934	33.040	27.757	29.346			
3	1'44.024	23.006	28.339	25.136	27.543	309.7	2	1'50.595	24.729	30.528	26.966	28.372	292.5		
4	1'42.294	22.603	27.697	24.673	27.321	318.3	3	1'46.722	23.672	28.977	25.880	28.193	313.9		
5	1'41.876	22.504	27.592	24.801	26.979	321.3	4	1'45.404	23.221	28.773	25.281	28.129	312.5		
6	1'45.888	23.690	29.825	25.096	27.277	316.8	5	1'44.352	23.000	28.515	25.159	27.678	316.8		
7	1'41.594	22.370	27.732	24.495	26.997	319.8	6	1'44.535 *	22.698	28.893*	25.078	27.866	313.9		
8	1'59.979 P	24.965	30.829	26.849	37.336	322.8	7	1'46.835	22.946	29.291	26.407	28.191	313.9		
<b>Run #</b>	<b>2</b>	<b>Front Tyre</b>	<b>missing data</b>	<b>Rear Tyre</b>	<b>missing data</b>		8	1'53.856 P	22.969*	28.941	25.443	36.503	315.4		
		Laps at start					<b>Run #</b>	<b>2</b>	<b>Front Tyre</b>	<b>Wet-Soft</b>	<b>Rear Tyre</b>	<b>Wet-Soft</b>			
		8 Laps at start						<b>8 Laps at start</b>							
9	18'20.396	24.490	29.799	25.739	27.674		9	8'19.640	24.417	30.496	26.421	28.319			
10	1'42.851	22.732	28.247	24.725	27.147	316.8									
11	1'40.724	22.339	27.472	24.154	26.759	319.8									

**Fastest Lap:** Iker LECUONA Tech 3 KTM Factory SPA 1'40.569 22.408 27.325 24.034 26.802

These data/results cannot be reproduced, stored and/or transmitted in whole or in part by any manner of electronic, mechanical, photocopying, recording, broadcasting or otherwise now known or herein after developed without the previous express consent by the copyright owner, except for reproduction in daily press and regular printed publications on sale to the public within 60 days of the event related to those data/results and always provided that copyright symbol appears together as follows below.  
© DORNA, 2021



# Free Practice Nr. 1

# MotoGP

Lap	Lap Time	T1	T2	T3	T4	Speed	Lap	Lap Time	T1	T2	T3	T4	Speed
10	1'45.427	23.132	28.946	25.489	27.860	309.7	12	1'41.947	22.890	27.849	24.186	27.022	319.8
11	1'43.746	22.778	28.403	24.964	27.601	319.8	13	1'41.015	22.664	27.557	24.050	26.744	321.3
12	1'47.874	25.926	28.785	25.378	27.785	315.4							
13	1'56.730	22.844	28.067	37.886	27.933	312.5							
14	1'42.401	22.517	27.983	24.630	27.271	316.8							
15	1'42.467	22.459	27.838	24.820	27.350	318.3							
16	1'41.747	22.527	27.618	24.392	27.210	316.8							
17	1'43.419	22.693	28.220	24.974	27.532	301.5							
18	1'41.307	22.588	27.589	24.216	26.914	316.8							
19	1'42.285	22.795	27.905	24.362	27.223	305.6							
20	1'40.940	22.351	27.402	24.249	26.938	318.3							

**5th** **36** **Joan MIR** SUZUKI SPA  
Team SUZUKI ECSTAR

Runs=1 Total laps=17 Full laps=11

Run #	1	Front Tyre	Wet-Soft	Rear Tyre	Wet-Soft	Speed
			New Tyre	New Tyre		
1	2'27.874	26.945	30.783	26.623	29.073	
2	1'45.989	23.860	28.695	25.383	28.051	292.5
3	1'47.550 *	26.040*	28.653	25.081	27.776	313.9
4	1'43.440	23.069	28.015	24.942	27.414	309.7
5	1'43.009	22.892	27.924	24.642	27.551	315.4
6	1'42.932	22.989	27.803	24.710	27.430	315.4
7	2'00.094	36.319	30.719	25.219	27.837	318.3
8	1'54.057 P	22.765	28.310	24.927	38.055	318.3

Run #	2	Front Tyre	Wet-Soft	Rear Tyre	Wet-Soft	Speed
			8 Laps at start	8 Laps at start		
9	17'18.841	26.039	30.426	25.688	28.365	
10	1'44.695	23.004	28.505	25.265	27.921	315.4
11	1'43.737	22.741	28.334	24.947	27.715	312.5
12	1'42.636	22.554	27.847	24.785	27.450	313.9
13	1'42.401	22.502	27.793	24.606	27.500	312.5
14	1'41.473	22.412	27.554	24.226	27.281	311.1
15	1'42.978 *	23.334*	27.947	24.420	27.277	311.1
16	1'40.943	22.437	27.414	24.080	27.012	313.9
17	1'45.743 *	22.479	28.777*	25.559	28.928	313.9

**6th** **63** **Francesco BAGNAIA** DUCATI ITA  
Ducati Lenovo Team

Runs=1 Total laps=14 Full laps=12

Run #	1	Front Tyre	Wet-Soft	Rear Tyre	Wet-Soft	Speed
			New Tyre	New Tyre		
1	3'13.579	25.935	31.515	27.031	28.859	
2	1'46.409	24.237	28.798	25.374	28.000	291.3
3	1'43.804	23.344	28.163	24.845	27.452	313.9
4	1'42.553	22.989	27.704	24.550	27.310	313.9
5	1'43.409	23.012	27.953	24.657	27.787	316.8
6	1'42.334	22.870	27.799	24.480	27.185	315.4
7	1'41.511	22.544	27.744	24.298	26.925	315.4
8	1'41.244	22.485	27.671	24.103	26.985	315.4
unfinished						315.4

Run #	2	Front Tyre	Wet-Soft	Rear Tyre	Wet-Soft	Speed
			8 Laps at start	8 Laps at start		
9	1'56.353 *	27.024*	32.328	27.426	29.575	
10	1'46.876	23.893	29.251	25.772	27.960	308.3
11	1'46.297	25.839	28.603	24.529	27.326	315.4

**7th** **10** **Luca MARINI** DUCATI ITA  
SKY VR46 Avintia

Runs=2 Total laps=15 Full laps=11

Run #	1	Front Tyre	Wet-Soft	Rear Tyre	Wet-Soft	Speed
			New Tyre	New Tyre		
1	11'26.420	29.114	33.186	28.966	29.611	
2	1'51.493	24.532	30.465	27.314	29.182	290.1
3	1'48.633	24.237	29.558	26.262	28.576	281.8
4	1'46.752	23.404	29.063	25.852	28.433	298.9
5	1'45.007	22.977	28.646	25.429	27.955	306.9
6	1'55.749 P	23.149	28.739	25.344	38.517	308.3

Run #	2	Front Tyre	Wet-Soft	Rear Tyre	Wet-Soft	Speed
			6 Laps at start	6 Laps at start		
7	11'04.149	25.788	30.732	26.893	28.603	
8	1'44.888	23.229	28.707	25.225	27.727	309.7
9	1'49.037	27.601	28.545	25.180	27.711	309.7
10	1'44.213	23.123	27.944	25.306	27.840	295.1
11	1'42.197	22.787	27.853	24.398	27.159	305.6
12	1'41.524	22.387	27.530	24.327	27.280	313.9
13	1'41.104	22.366	27.394	24.267	27.077	312.5
14	1'46.525	25.584	28.770	24.712	27.459	291.3
unfinished						315.4

**8th** **21** **Franco MORBIDELLI** YAMAHA ITA  
Monster Energy Yamaha MotoGP

Runs=1 Total laps=17 Full laps=11

Run #	1	Front Tyre	Wet-Soft	Rear Tyre	Wet-Soft	Speed
			New Tyre	New Tyre		
1	6'59.030	30.250	32.114	28.170	29.397	
2	1'49.517	24.136	29.662	26.425	29.294	293.8
3	1'46.019	23.623	28.823	25.318	28.255	290.1
4	1'44.616	22.898	28.554	25.233	27.931	302.9
5	1'50.406 *	23.955	31.946*	26.140	28.365	306.9
6	1'46.287	22.780	28.796	25.216	29.495	308.3
7	1'48.908 *	24.528*	29.549	26.504	28.327	297.6
8	1'44.666	22.705	28.809	25.249	27.903	306.9
9	2'01.274 P	22.616	31.058	27.636	39.964	311.1

Run #	2	Front Tyre	Wet-Soft	Rear Tyre	Wet-Soft	Speed
			9 Laps at start	9 Laps at start		
10	10'55.143	28.007	30.668	27.073	28.602	
11	1'44.670	22.951	28.659	25.176	27.884	308.3
12	1'43.321	22.523	28.269	24.830	27.699	306.9
13	1'42.326	22.407	27.954	24.577	27.388	311.1
14	1'45.321	23.051	29.126	25.487	27.657	311.1
15	1'41.200	22.284	27.563	24.198	27.155	313.9
16	1'44.931 *	24.073*	28.443	24.988	27.427	296.3
17	2'14.648	49.422	32.176	25.652	27.398	313.9

**Fastest Lap:** Iker LECUONA Tech 3 KTM Factory SPA **1'40.569** 22.408 27.325 24.034 26.802

These data/results cannot be reproduced, stored and/or transmitted in whole or in part by any manner of electronic, mechanical, photocopying, recording, broadcasting or otherwise now known or herein after developed without the previous express consent by the copyright owner, except for reproduction in daily press and regular printed publications on sale to the public within 60 days of the event related to those data/results and always provided that copyright symbol appears together as follows below.  
© DORNA, 2021



# Free Practice Nr. 1

MotoGP

Lap	Lap Time	T1	T2	T3	T4	Speed	Lap	Lap Time	T1	T2	T3	T4	Speed
<b>9th</b>	<b>44</b>	<b>Po ESPARGARO</b>				HONDA	SPA						
		Repsol Honda Team											
		Runs=1	Total laps=19	Full laps=14									
Run #	1	Front Tyre	Wet-Soft	Rear Tyre	Wet-Soft								
		New Tyre		New Tyre									
1	4'29.461	26.921	33.760	27.842	29.474								
2	<b>1'47.625</b>	24.084	29.396	25.936	28.209	280.6							
3	<b>1'46.180</b>	23.684	29.003	25.568	27.925	290.1							
4	<b>1'44.009</b>	22.975	28.250	25.090	27.694	309.7							
5	1'52.734 P	22.848	28.929	26.052	34.905	313.9							
Run #	2	Front Tyre	Wet-Soft	Rear Tyre	Wet-Soft								
		5 Laps at start		5 Laps at start									
6	11'51.080	23.976	30.439	27.656	28.899								
7	<b>1'47.872</b>	24.094	29.497	25.968	28.313	297.6							
8	<b>1'44.764</b>	23.023	28.707	25.186	27.848	308.3							
9	<b>1'44.073</b>	23.092	28.401	25.016	27.564	313.9							
10	<b>1'42.836</b>	22.507	27.933	24.947	27.449	311.1							
11	<b>1'42.354</b>	22.621	27.790	24.660	27.283	311.1							
12	<b>1'44.137</b>	22.706	27.770	25.533	28.128	312.5							
13	<b>1'42.628</b>	22.627	27.837	24.765	27.399	316.8							
14	<b>1'43.940</b>	23.299	28.175	24.835	27.631	298.9							
15	<b>1'41.964</b>	22.498	27.595	24.451	27.420	315.4							
16	<b>1'43.889</b>	23.684	28.313	24.759	27.133	311.1							
17	1'50.329 *	29.264*	28.656	24.776	27.633	318.3							
18	<b>1'41.300</b>	22.461	27.343	24.371	27.125	318.3							
19	1'47.487 *	23.242	29.832*	25.773	28.640	312.5							
<b>11th</b>	<b>42</b>	<b>Alex RINS</b>				HONDA	SPA						
		Team SUZUKI ECSTAR											
		Runs=1	Total laps=16	Full laps=12									
Run #	1	Front Tyre	Wet-Soft	Rear Tyre	Wet-Soft								
		New Tyre		New Tyre									
1	2'29.972	25.817	30.510	26.058	28.968								
2	<b>1'45.406</b>	23.755	28.559	25.134	27.958	304.2							
3	<b>1'44.295</b>	23.537	28.170	24.695	27.893	309.7							
4	<b>1'42.648</b>	23.088	27.598	24.409	27.553	315.4							
5	<b>1'42.398</b>	22.826	27.707	24.345	27.520	312.5							
6	<b>1'47.777</b>	22.833	27.992	27.231	29.721	315.4							
7	1'56.311 P	22.890	30.388	25.389	37.644	308.3							
Run #	2	Front Tyre	Wet-Soft	Rear Tyre	Wet-Soft								
		7 Laps at start		7 Laps at start									
8	19'32.445	25.468	29.853	25.626	28.688								
9	<b>1'44.791</b>	23.240	28.282	25.049	28.220	308.3							
10	<b>1'43.813</b>	23.068	28.092	24.892	27.761	305.6							
11	<b>1'43.337</b>	22.869	28.022	24.634	27.812	311.1							
12	<b>1'42.421</b>	22.689	27.755	24.474	27.503	311.1							
13	<b>1'41.852</b>	22.518	27.617	24.202	27.515	316.8							
14	1'43.675 *	23.498*	28.102	24.663	27.412	305.6							
15	<b>1'42.012</b>	22.588	27.648	24.420	27.356	312.5							
16	<b>1'41.512</b>	22.634	27.557	24.212	27.109	318.3							
<b>12th</b>	<b>89</b>	<b>Jorge MARTIN</b>				DUCATI	SPA						
		Pramac Racing											
		Runs=2	Total laps=18	Full laps=14									
Run #	1	Front Tyre	Wet-Soft	Rear Tyre	Wet-Soft								
		New Tyre		New Tyre									
1	3'28.401	26.035	31.483	27.265	29.238								
2	<b>1'47.857</b>	24.509	29.782	25.570	27.996	296.3							
3	<b>1'47.423</b>	25.197	29.552	25.105	27.569	312.5							
4	<b>1'44.799</b>	23.483	28.429	24.989	27.898	301.5							
5	<b>1'43.499</b>	23.198	28.052	24.816	27.433	305.6							
6	1'52.069 P	23.019	28.337	24.920	35.793	313.9							
Run #	2	Front Tyre	Wet-Soft	Rear Tyre	Wet-Soft								
		6 Laps at start		6 Laps at start									
7	8'23.518	26.731	31.008	26.572	28.764								
8	<b>1'46.636</b>	23.845	29.469	25.371	27.951	298.9							
9	<b>1'45.414</b>	23.354	28.898	25.392	27.770	306.9							
10	<b>1'44.171</b>	22.989	28.626	25.044	27.512	309.7							
11	<b>1'43.663</b>	22.936	28.366	24.787	27.574	316.8							
12	<b>1'42.999</b>	22.765	28.188	24.581	27.465	313.9							
13	<b>1'47.796</b>	22.831	28.169	28.288	28.508	313.9							
14	<b>1'42.877</b>	22.764	28.005	24.704	27.404	311.1							
15	<b>1'57.510</b>	22.541	27.903	36.039	31.027	315.4							
16	<b>1'43.957</b>	22.705	28.334	24.877	28.041	312.5							
17	<b>1'41.547</b>	22.533	27.655	24.320	27.039	318.3							
18	2'03.043 P	28.090	32.888	26.405	35.660	316.8							
<b>10th</b>	<b>30</b>	<b>Takaaki NAKAGAMI</b>				HONDA	JPN						
		LCR Honda IDEMITSU											
		Runs=1	Total laps=19	Full laps=16									
Run #	1	Front Tyre	Wet-Soft	Rear Tyre	Wet-Soft								
		New Tyre		New Tyre									
1	3'29.121	28.613	31.178	27.273	29.424								
2	<b>1'47.789</b>	24.770	29.154	25.848	28.017	275.0							
3	<b>1'44.955</b>	23.753	28.347	25.154	27.701	285.3							
4	<b>1'45.254</b>	23.382	28.081	25.977	27.814	309.7							
5	<b>1'43.481</b>	23.245	28.104	24.789	27.343	304.2							
6	1'52.933 P	23.264	28.284	25.181	36.204	306.9							
Run #	2	Front Tyre	Wet-Soft	Rear Tyre	Wet-Soft								
		6 Laps at start		6 Laps at start									
7	11'44.591	26.295	31.305	27.141	29.559								
8	<b>1'47.942</b>	24.523	29.374	25.862	28.183	277.2							
9	<b>1'44.924</b>	23.528	28.534	25.172	27.690	293.8							
10	<b>1'43.785</b>	23.010	28.355	24.903	27.517	309.7							
11	<b>1'57.732</b>	27.212	32.724	28.039	29.757	298.9							
12	<b>1'45.962</b>	24.273	28.899	25.270	27.520	292.5							
13	<b>1'43.602</b>	23.190	28.128	24.899	27.385	296.3							
14	<b>1'42.896</b>	22.943	27.742	24.647	27.564	304.2							
15	<b>1'41.930</b>	22.943	27.649	24.330	27.008	309.7							
16	<b>1'42.202</b>	22.851	27.670	24.530	27.151	309.7							
17	<b>1'42.019</b>	23.095	27.630	24.396	26.898	301.5							
18	<b>1'41.644</b>	22.874	27.567	24.277	26.926	315.4							
19	<b>1'41.486</b>	22.899	27.434	24.251	26.902	304.2							
<b>13th</b>	<b>41</b>	<b>Alex ESPARGARO</b>				APRILIA	SPA						
		Aprilia Racing Team Gresini											
		Runs=2	Total laps=14	Full laps=8									
Run #	1	Front Tyre	Wet-Soft	Rear Tyre	Wet-Soft								
		New Tyre		New Tyre									
1	2'35.547	26.973	32.225	27.049	29.221								

<b>Fastest Lap:</b>	Iker LECUONA	Tech 3 KTM Factory	SPA	<b>1'40.569</b>	22.408	27.325	24.034	26.802
---------------------	--------------	--------------------	-----	-----------------	--------	--------	--------	--------

These data/results cannot be reproduced, stored and/or transmitted in whole or in part by any manner of electronic, mechanical, photocopying, recording, broadcasting or otherwise now known or herein after developed without the previous express consent by the copyright owner, except for reproduction in daily press and regular printed publications on sale to the public within 60 days of the event related to those data/results and always provided that copyright symbol appears together as follows below.  
© DORNA, 2021





# Free Practice Nr. 1

MotoGP

Lap	Lap Time	T1	T2	T3	T4	Speed	Lap	Lap Time	T1	T2	T3	T4	Speed
2	1'48.500	24.342	29.710	25.941	28.507	302.9	<b>Run # 2</b>	<i>Front Tyre</i>	<b>Wet-Soft</b>	<i>Rear Tyre</i>	<b>Wet-Soft</b>		
3	1'51.684	28.441	29.208	25.831	28.204	312.5							
4	1'44.444	23.166	28.330	25.102	27.846	305.6							
5	1'43.945	22.971	28.207	24.897	27.870	309.7							
6	1'43.875	22.914	28.335	24.995	27.631	312.5							
7	1'47.596	22.997	30.024	25.760	28.815	312.5							
8	1'55.159 P	22.983	28.963	25.571	37.642	313.9							
	<b>Run # 2</b>	<i>Front Tyre</i>	<b>Wet-Soft</b>	<i>Rear Tyre</i>	<b>Wet-Soft</b>								
			<b>8 Laps at start</b>		<b>8 Laps at start</b>								
9	20'10.758	25.389	30.452	26.132	28.540								
10	1'54.418 P	23.014	28.900	25.577	36.927	312.5							
	<b>Run # 3</b>	<i>Front Tyre</i>	<b>Wet-Soft</b>	<i>Rear Tyre</i>	<b>Wet-Soft</b>								
			<b>10 Laps at start</b>		<b>10 Laps at start</b>								
11	3'57.064	25.156	29.335	25.590	28.473								
12	1'44.137 *	23.189*	28.179	24.875	27.894	312.5							
13	1'42.713	22.723	27.873	24.640	27.477	315.4							
14	1'41.889	22.561	27.639	24.508	27.181	315.4							
<b>14th</b>	<b>23</b>	<b>Enea BASTIANINI</b>			DUCATI	ITA							
		Avintia Esponsorama											
		Runs=1	Total laps=14	Full laps=10									
	<b>Run # 1</b>	<i>Front Tyre</i>	<b>Wet-Soft</b>	<i>Rear Tyre</i>	<b>Wet-Soft</b>								
			<b>New Tyre</b>		<b>New Tyre</b>								
1	17'50.415 *	27.731	32.757	27.940	33.644*								
2	2'06.916 P	29.351	31.141	27.164	39.260	277.2							
	<b>Run # 2</b>	<i>Front Tyre</i>	<b>Wet-Soft</b>	<i>Rear Tyre</i>	<b>Wet-Soft</b>								
			<b>2 Laps at start</b>		<b>2 Laps at start</b>								
3	7'24.085	25.671	31.356	27.507	29.644								
4	1'49.216	24.385	29.706	26.207	28.918	296.3							
5	1'48.353	23.609	30.199	25.936	28.609	304.2							
6	1'46.549	23.490	29.208	25.612	28.239	304.2							
7	1'45.158	23.107	28.886	25.242	27.923	311.1							
8	1'44.182	22.838	28.599	24.980	27.765	308.3							
9	1'43.157	22.622	28.286	24.732	27.517	311.1							
10	1'42.194	22.576	27.933	24.468	27.217	313.9							
11	1'41.974	22.393	27.860	24.453	27.268	315.4							
12	1'45.900 *	22.742*	28.605	26.183	28.370*	316.8							
13	1'43.996	22.749	27.659	25.760	27.828	316.8							
14	1'55.170	22.341	27.706	37.239	27.884	316.8							
<b>15th</b>	<b>20</b>	<b>Fabio QUARTARARO</b>			YAMAHA	FRA							
		Monster Energy Yamaha MotoGP											
		Runs=2	Total laps=21	Full laps=14									
	<b>Run # 1</b>	<i>Front Tyre</i>	<b>Wet-Soft</b>	<i>Rear Tyre</i>	<b>Wet-Soft</b>								
			<b>New Tyre</b>		<b>New Tyre</b>								
1	3'41.714	25.882	30.557	26.863	28.653								
2	1'45.669	23.850	28.858	25.259	27.702	296.3							
3	1'44.804	23.642	28.452	25.081	27.629	288.9							
4	1'44.080	23.123	28.144	24.974	27.839	311.1							
5	1'44.220	23.360	28.268	24.952	27.640	301.5							
6	1'43.637	22.906	28.256	24.902	27.573	312.5							
7	1'46.088 *	22.862	29.577*	25.877	27.772	308.3							
8	1'44.750	22.716	28.528	25.238	28.268	311.1							
9	1'44.433 *	22.896*	28.683	25.039	27.815	305.6							
10	1'44.049	22.617	28.567	24.939	27.926	313.9							
11	2'02.641 P	26.643*	31.991	26.226	37.781	311.1							
<b>16th</b>	<b>73</b>	<b>Alex MARQUEZ</b>			HONDA	SPA							
		LCR Honda CASTROL											
		Runs=1	Total laps=16	Full laps=11									
	<b>Run # 1</b>	<i>Front Tyre</i>	<b>Wet-Soft</b>	<i>Rear Tyre</i>	<b>Wet-Soft</b>								
			<b>New Tyre</b>		<b>New Tyre</b>								
1	8'24.218	29.627	33.565	29.177	31.324								
2	1'54.268	25.916	30.715	27.412	30.225	269.6							
3	1'49.954	24.235	30.032	26.577	29.110	300.2							
4	1'49.447 *	23.732	30.455*	26.668	28.592	311.1							
5	1'47.727	23.465	29.398	26.233	28.631	308.3							
6	1'46.913 *	23.471*	29.157	25.878	28.407	298.9							
7	1'46.764	23.245	29.196	25.955	28.368	312.5							
8	2'04.362 P	26.048*	31.089	27.619	39.606	315.4							
	<b>Run # 2</b>	<i>Front Tyre</i>	<b>Wet-Soft</b>	<i>Rear Tyre</i>	<b>Wet-Soft</b>								
			<b>8 Laps at start</b>		<b>8 Laps at start</b>								
9	11'39.424	25.747	31.432	28.519	29.015								
10	1'47.276	23.641	29.368	25.933	28.334	301.5							
11	1'44.773	22.923	28.525	25.191	28.134	316.8							
12	1'43.884	23.139	28.165	24.974	27.606	306.9							
13	1'43.898	22.809	28.283	25.011	27.795	312.5							
14	1'43.150	22.933	28.070	24.730	27.417	311.1							
15	1'43.102	22.916	28.036	24.824	27.326	319.8							
16	1'42.158	22.576	27.728	24.451	27.403	318.3							
<b>17th</b>	<b>33</b>	<b>Brad BINDER</b>			KTM	RSA							
		Red Bull KTM Factory Racing											
		Runs=1	Total laps=19	Full laps=15									
	<b>Run # 1</b>	<i>Front Tyre</i>	<b>Wet-Soft</b>	<i>Rear Tyre</i>	<b>Wet-Soft</b>								
			<b>New Tyre</b>		<b>New Tyre</b>								
1	3'33.821	29.067	33.102	27.887	30.091								
2	1'53.429	28.105	30.016	26.376	28.932	278.3							
3	1'47.764	24.295	29.118	25.617	28.734	287.6							
4	1'47.053	23.519	28.995	25.437	29.102	291.3							
5	1'46.964	23.815	29.103	25.422	28.624	306.9							
6	1'46.577	23.602	28.845	25.710	28.420	298.9							
7	1'46.156 *	22.940	29.378*	25.590	28.248	302.9							
8	1'44.671	22.921	28.675	25.071	28.004	312.5							
9	1'46.059	22.945	29.031	25.311	28.772	311.1							
10	1'59.863 P	24.597	29.660	27.456	38.150	301.5							
	<b>Run # 2</b>	<i>Front Tyre</i>	<b>Wet-Soft</b>	<i>Rear Tyre</i>	<b>Wet-Soft</b>								
			<b>10 Laps at start</b>		<b>10 Laps at start</b>								
11	11'12.591	29.149	31.258	26.915	30.189								
12	1'48.171	23.966	29.502	25.826	28.877	284.1							

**Fastest Lap:** Iker LECUONA Tech 3 KTM Factory SPA 1'40.569 22.408 27.325 24.034 26.802

These data/results cannot be reproduced, stored and/or transmitted in whole or in part by any manner of electronic, mechanical, photocopying, recording, broadcasting or otherwise now known or herein after developed without the previous express consent by the copyright owner, except for reproduction in daily press and regular printed publications on sale to the public within 60 days of the event related to those data/results and always provided that copyright symbol appears together as follows below.  
© DORNA, 2021



# Free Practice Nr. 1

# MotoGP

Lap	Lap Time	T1	T2	T3	T4	Speed	Lap	Lap Time	T1	T2	T3	T4	Speed			
13	1'45.648	22.971	28.847	25.488	28.342	306.9	9	1'48.859	24.120	29.746	26.129	28.864	287.6			
14	1'44.755	23.260	28.581	24.966	27.948	304.2	10	1'54.562 P	23.347	29.035	25.577	36.603	311.1			
15	1'49.576	26.768	30.017	25.125	27.666	309.7	<b>Run # 3</b>						<b>Front Tyre</b>	<b>Wet-Soft</b>	<b>Rear Tyre</b>	<b>Wet-Soft</b>
16	1'43.756	22.591	28.254	25.271	27.640	309.7							10 Laps at start		10 Laps at start	
17	1'42.646	22.619	28.104	24.478	27.445	311.1	11	6'21.930	26.166	30.027	26.066	28.444				
18	1'42.168	22.474	27.960	24.469	27.265	312.5	12	1'45.683	23.554	28.852	25.006	28.271	302.9			
19	1'43.863	22.444	27.782	26.287	27.350	312.5	13	1'43.860	23.091	28.363	24.858	27.548	312.5			
							14	1'42.767	22.739	28.027	24.657	27.344	315.4			
							15	1'43.789	22.822	27.872	25.595	27.500	316.8			

**18th** **4** **Andrea DOVIZIOSO** YAMAHA ITA  
Petronas Yamaha SRT

Runs=1 Total laps=12 Full laps=9

Run #	1	Front Tyre	Wet-Soft	Rear Tyre	Wet-Soft	
			New Tyre	New Tyre		
1	17'03.696	29.216	32.763	27.976	30.137	
2	1'52.135	25.429	30.850	27.019	28.837	272.8
3	1'48.585	24.387	30.028	26.018	28.152	286.5
4	1'46.087	23.544	29.082	25.492	27.969	302.9
5	1'58.697 P	23.330	30.329	26.465	38.573	298.9

Run #	2	Front Tyre	Wet-Soft	Rear Tyre	Wet-Soft	
			5 Laps at start		5 Laps at start	
6	10'41.301	26.082	30.610	25.926	28.300	
7	1'45.936	23.462	28.998	25.322	28.154	302.9
8	1'44.255	23.102	28.483	24.821	27.849	297.6
9	1'43.464	23.095	28.138	24.769	27.462	300.2
10	1'42.588	22.755	27.939	24.525	27.369	308.3
11	1'42.247	22.770	27.736	24.496	27.245	308.3
12	1'42.182	22.969	27.780	24.339	27.094	297.6

**19th** **9** **Danilo PETRUCCI** KTM ITA  
Tech 3 KTM Factory Racing

Runs=1 Total laps=7 Full laps=5

Run #	1	Front Tyre	Wet-Soft	Rear Tyre	Wet-Soft	
			New Tyre	New Tyre		
1	3'12.700	26.640	32.562	26.992	29.088	
2	1'47.442	23.818	29.497	25.829	28.298	305.6
3	1'44.257	23.407	28.447	24.818	27.585	302.9
4	1'42.968	22.970	28.024	24.506	27.468	306.9
5	1'43.150	22.909	28.312	24.470	27.459	309.7
6	1'42.438	22.827	28.031	24.329	27.251	306.9
unfinished		22.629				308.3

**20th** **12** **Maverick VIÑALES** APRILIA SPA  
Aprilia Racing Team Gresini

Runs=2 Total laps=15 Full laps=10

Run #	1	Front Tyre	Wet-Soft	Rear Tyre	Wet-Soft	
			New Tyre	New Tyre		
1	2'34.621	27.451	31.685	26.982	29.453	
2	2'04.283	24.859	29.870	40.278	29.276	281.8
3	1'46.984	23.760	29.269	25.592	28.363	291.3
4	1'46.176	23.750	28.506	25.791	28.129	309.7
5	1'45.354	23.337	28.505	25.153	28.359	311.1
6	1'44.017	23.008	28.237	24.927	27.845	321.3
7	1'53.297 P	23.068	28.098	24.920	37.211	316.8

Run #	2	Front Tyre	Wet-Soft	Rear Tyre	Wet-Soft	
			7 Laps at start		7 Laps at start	
8	14'51.137	25.488	31.245	27.066	29.532	

**Fastest Lap:** Iker LECUONA Tech 3 KTM Factory SPA **1'40.569** 22.408 27.325 24.034 26.802

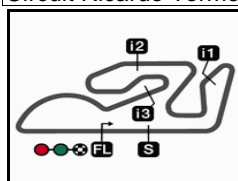
These data/results cannot be reproduced, stored and/or transmitted in whole or in part by any manner of electronic, mechanical, photocopying, recording, broadcasting or otherwise now known or herein after developed without the previous express consent by the copyright owner, except for reproduction in daily press and regular printed publications on sale to the public within 60 days of the event related to those data/results and always provided that copyright symbol appears together as follows below.  
© DORNA, 2021

Official MotoGP Timing by **TISSOT**  
www.motogp.com

Cheste, Friday, November 12, 2021

Page 5 of 5





4005 m.

## GRAN PREMIO MOTUL DE LA COMUNITAT VALENCIANA

## Free Practice Nr. 1

## Best Partial Times

MotoGP™

IT Ideal Lap Time, sum of the best partial times

BT Best Lap Time

T1		T2		T3		T4				IT	BT	
Pos	Rider	Time	Rider	Time	Rider	Time	Rider	Time	Pos	Rider	IT	BT
1	F.MORBIDELLI	22.284	M.OLIVEIRA	27.246	J.MILLER	23.976	F.BAGNAIA	26.744	1	I.LECUONA	1'40.479	1'40.569 (1)
2	J.MILLER	22.309	I.LECUONA	27.325	M.OLIVEIRA	23.992	J.MILLER	26.759	2	J.MILLER	1'40.516	1'40.724 (2)
3	I.LECUONA	22.318	P.ESPARGARO	27.343	I.LECUONA	24.034	I.LECUONA	26.802	3	M.OLIVEIRA	1'40.634	1'40.730 (3)
4	E.BASTIANINI	22.341	L.MARINI	27.394	F.BAGNAIA	24.050	T.NAKAGAMI	26.898	4	F.BAGNAIA	1'40.836	1'41.015 (6)
5	J.ZARCO	22.351	J.ZARCO	27.402	J.MIR	24.080	J.ZARCO	26.914	5	J.ZARCO	1'40.883	1'40.940 (4)
6	L.MARINI	22.366	J.MIR	27.414	F.MORBIDELLI	24.198	J.MIR	27.012	6	J.MIR	1'40.918	1'40.943 (5)
7	M.OLIVEIRA	22.383	T.NAKAGAMI	27.434	A.RINS	24.202	M.OLIVEIRA	27.013	7	L.MARINI	1'41.104	1'41.104 (7)
8	J.MIR	22.412	J.MILLER	27.472	J.ZARCO	24.216	J.MARTIN	27.039	8	F.MORBIDELLI	1'41.200	1'41.200 (8)
9	B.BINDER	22.444	A.RINS	27.557	T.NAKAGAMI	24.251	L.MARINI	27.077	9	P.ESPARGAR	1'41.300	1'41.300 (9)
10	P.ESPARGARO	22.461	F.BAGNAIA	27.557	L.MARINI	24.267	A.DOVIZIOSO	27.094	10	A.RINS	1'41.386	1'41.512 (11)
11	F.BAGNAIA	22.485	F.MORBIDELLI	27.563	J.MARTIN	24.320	A.RINS	27.109	11	T.NAKAGAMI	1'41.434	1'41.486 (10)
12	A.RINS	22.518	A.ESPARGARO	27.639	F.QUARTARARO	24.321	P.ESPARGARO	27.125	12	J.MARTIN	1'41.547	1'41.547 (12)
13	J.MARTIN	22.533	J.MARTIN	27.655	D.PETRUCCI	24.329	F.MORBIDELLI	27.155	13	E.BASTIANINI	1'41.670	1'41.974 (14)
14	A.ESPARGARO	22.561	E.BASTIANINI	27.659	A.DOVIZIOSO	24.339	A.ESPARGARO	27.181	14	A.ESPARGAR	1'41.889	1'41.889 (13)
15	A.MARQUEZ	22.576	F.QUARTARARO	27.695	P.ESPARGARO	24.371	E.BASTIANINI	27.217	15	A.DOVIZIOSO	1'41.924	1'42.182 (18)
16	F.QUARTARARO	22.590	A.MARQUEZ	27.728	A.MARQUEZ	24.451	D.PETRUCCI	27.251	16	B.BINDER	1'41.960	1'42.168 (17)
17	D.PETRUCCI	22.629	A.DOVIZIOSO	27.736	E.BASTIANINI	24.453	B.BINDER	27.265	17	F.QUARTARAR	1'42.073	1'42.081 (15)
18	M.VIÑALES	22.739	B.BINDER	27.782	B.BINDER	24.469	A.MARQUEZ	27.326	18	A.MARQUEZ	1'42.081	1'42.158 (16)
19	A.DOVIZIOSO	22.755	M.VIÑALES	27.872	A.ESPARGARO	24.508	M.VIÑALES	27.344	19	D.PETRUCCI	1'42.233	1'42.438 (19)
20	T.NAKAGAMI	22.851	D.PETRUCCI	28.024	M.VIÑALES	24.657	F.QUARTARARO	27.467	20	M.VIÑALES	1'42.612	1'42.767 (20)
21	V.ROSSI	24.268	V.ROSSI	30.532	V.ROSSI	27.604	V.ROSSI	29.622	21	V.ROSSI	1'52.026	(-1)

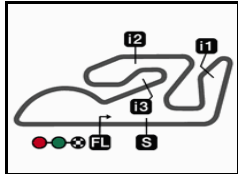
These data/results cannot be reproduced, stored and/or transmitted in whole or in part by any manner of electronic, mechanical, photocopying, recording, broadcasting or otherwise now known or herein after developed without the previous express consent by the copyright owner, except for reproduction in daily press and regular printed publications on sale to the public within 60 days of the event related to those data/results and always provided that copyright symbol appears together as follows below.

© DORNA, 2021

Official MotoGP Timing by TISSOT  
www.motogp.com








4005 m.

# MotoGP™

## GRAN PREMIO MOTUL DE LA COMUNITAT VALENCIANA

### Free Practice Nr. 1

### Fastest Laps Sequence

<i>Practice Time</i>	 <i>Rider</i>	<i>Nation</i>	<i>Motorcycle</i>	<i>Time</i>	<i>Km/h</i>	<i>Rider's Lap</i>
<b>4'02.335</b>	27 Iker LECUONA	SPA	KTM	<b>1'49.108</b>	132.1	2
<b>4'12.705</b>	88 Miguel OLIVEIRA	POR	KTM	<b>1'45.246</b>	136.9	2
<b>5'56.585</b>	88 Miguel OLIVEIRA	POR	KTM	<b>1'43.880</b>	138.7	3
<b>6'43.792</b>	63 Francesco BAGNAIA	ITA	DUCATI	<b>1'43.804</b>	138.8	3
<b>7'38.692</b>	88 Miguel OLIVEIRA	POR	KTM	<b>1'42.107</b>	141.2	4
<b>11'03.217</b>	88 Miguel OLIVEIRA	POR	KTM	<b>1'41.746</b>	141.7	6
<b>13'33.599</b>	63 Francesco BAGNAIA	ITA	DUCATI	<b>1'41.511</b>	142.0	7
<b>15'14.843</b>	63 Francesco BAGNAIA	ITA	DUCATI	<b>1'41.244</b>	142.4	8
<b>38'35.019</b>	43 Jack MILLER	AUS	DUCATI	<b>1'40.724</b>	143.1	11
<b>43'14.789</b>	27 Iker LECUONA	SPA	KTM	<b>1'40.569</b>	143.3	17

These data/results cannot be reproduced, stored and/or transmitted in whole or in part by any manner of electronic, mechanical, photocopying, recording, broadcasting or otherwise now known or herein after developed without the previous express consent by the copyright owner, except for reproduction in daily press and regular printed publications on sale to the public within 60 days of the event related to those data/results and always provided that copyright symbol appears together as follows below.

© DORNA, 2021

Official MotoGP Timing by TISSOT  
www.motogp.com

Cheste, Friday, November 12, 2021

