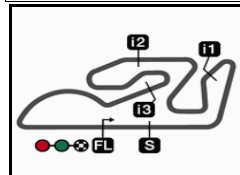


GRAN PREMIO MOTUL DE LA COMUNITAT VALENCIANA

Free Practice Nr. 2

Classification

6



4005 m.

|  | Rider | Nation | Team | Motorcycle | Time | Lap Total | Gap | Top Speed |
|---|----------------------|--------|------------------------------|------------|-----------------|-----------|-------------|--------------|
| 1 | 43 Jack MILLER | AUS | Ducati Lenovo Team | DUCATI | 1'30.927 | 19 20 | | 328.9 |
| 2 | 44 Pol ESPARGARO | SPA | Repsol Honda Team | HONDA | 1'30.939 | 19 19 | 0.012 0.012 | 330.5 |
| 3 | 63 Francesco BAGNAIA | ITA | Ducati Lenovo Team | DUCATI | 1'30.995 | 19 20 | 0.068 0.056 | 330.5 |
| 4 | 42 Alex RINS | SPA | Team SUZUKI ECSTAR | SUZUKI | 1'31.336 | 19 19 | 0.409 0.341 | 327.4 |
| 5 | 89 Jorge MARTIN | SPA | Pramac Racing | DUCATI | 1'31.396 | 17 17 | 0.469 0.060 | 328.9 |
| 6 | 30 Takaaki NAKAGAMI | JPN | LCR Honda IDEMITSU | HONDA | 1'31.427 | 20 20 | 0.500 0.031 | 330.5 |
| 7 | 36 Joan MIR | SPA | Team SUZUKI ECSTAR | SUZUKI | 1'31.513 | 19 20 | 0.586 0.086 | 327.4 |
| 8 | 33 Brad BINDER | RSA | Red Bull KTM Factory Racing | KTM | 1'31.521 | 20 20 | 0.594 0.008 | 327.4 |
| 9 | 4 Andrea DOVIZIOSO | ITA | Petronas Yamaha SRT | YAMAHA | 1'31.597 | 19 22 | 0.670 0.076 | 324.3 |
| 10 | 5 Johann ZARCO | FRA | Pramac Racing | DUCATI | 1'31.603 | 20 21 | 0.676 0.006 | 332.1 |
| 11 | 20 Fabio QUARTARARO | FRA | Monster Energy Yamaha MotoGP | YAMAHA | 1'31.708 | 16 17 | 0.781 0.105 | 322.8 |
| 12 | 41 Aleix ESPARGARO | SPA | Aprilia Racing Team Gresini | APRILIA | 1'31.820 | 20 21 | 0.893 0.112 | 325.8 |
| 13 | 21 Franco MORBIDELLI | ITA | Monster Energy Yamaha MotoGP | YAMAHA | 1'31.832 | 11 20 | 0.905 0.012 | 321.3 |
| 14 | 73 Alex MARQUEZ | SPA | LCR Honda CASTROL | HONDA | 1'31.852 | 20 20 | 0.925 0.020 | 327.4 |
| 15 | 9 Danilo PETRUCCI | ITA | Tech 3 KTM Factory Racing | KTM | 1'32.083 | 19 21 | 1.156 0.231 | 321.3 |
| 16 | 27 Iker LECUONA | SPA | Tech 3 KTM Factory Racing | KTM | 1'32.098 | 17 18 | 1.171 0.015 | 330.5 |
| 17 | 88 Miguel OLIVEIRA | POR | Red Bull KTM Factory Racing | KTM | 1'32.208 | 19 21 | 1.281 0.110 | 328.9 |
| 18 | 12 Maverick VIÑALES | SPA | Aprilia Racing Team Gresini | APRILIA | 1'32.214 | 14 16 | 1.287 0.006 | 324.3 |
| 19 | 23 Enea BASTIANINI | ITA | Avintia Esponsorama | DUCATI | 1'32.219 | 14 14 | 1.292 0.005 | 325.8 |
| 20 | 10 Luca MARINI | ITA | SKY VR46 Avintia | DUCATI | 1'32.229 | 18 19 | 1.302 0.010 | 319.8 |
| 21 | 46 Valentino ROSSI | ITA | Petronas Yamaha SRT | YAMAHA | 1'32.285 | 17 19 | 1.358 0.056 | 324.3 |

Practice condition: **Dry**Air: **21°**Humidity: **47%**Ground: **13°**

| | | | | |
|-----------------------------|---------|----------------------|-----------------|------------|
| Fastest Lap: | Lap: 19 | Jack MILLER | 1'30.927 | 158.5 Km/h |
| Best Race Lap: | 2019 | Marc MARQUEZ | 1'31.116 | 158.2 Km/h |
| All Time Lap Record: | 2016 | Jorge LORENZO | 1'29.401 | 161.2 Km/h |

The results are provisional until the end of the limit for protest and appeals.

Time limit for protest expires 30' after publication of the results - Time:

These data/results cannot be reproduced, stored and/or transmitted in whole or in part by any manner of electronic, mechanical, photocopying, recording, broadcasting or otherwise now known or herein after developed without the previous express consent by the copyright owner, except for reproduction in daily press and regular printed publications on sale to the public within 60 days of the event related to those data/results and always provided that copyright symbol appears together as follows below.

© DORNA, 2021

Official MotoGP Timing by TISSOT
www.motogp.com

Cheste, Friday, November 12, 2021




GRAN PREMIO MOTUL DE LA COMUNITAT VALENCIANA

Free Practice Nr. 2

Combined Free Practice Times

7

|  | Rider | Nation | Team | MOTORCYCLE | FP1 | FP2 | Gap |
|---|-----------------|--------|------------------------------|------------|-------------|--------------------|-------------|
| 1 | 43 J.MILLER | AUS | Ducati Lenovo Team | DUCATI | 1'40.724 11 | 1'30.927 19 | |
| 2 | 44 P.ESPARGARO | SPA | Repsol Honda Team | HONDA | 1'41.300 18 | 1'30.939 19 | 0.012 0.012 |
| 3 | 63 F.BAGNAIA | ITA | Ducati Lenovo Team | DUCATI | 1'41.015 13 | 1'30.995 19 | 0.068 0.056 |
| 4 | 42 A.RINS | SPA | Team SUZUKI ECSTAR | SUZUKI | 1'41.512 16 | 1'31.336 19 | 0.409 0.341 |
| 5 | 89 J.MARTIN | SPA | Pramac Racing | DUCATI | 1'41.547 17 | 1'31.396 17 | 0.469 0.060 |
| 6 | 30 T.NAKAGAMI | JPN | LCR Honda IDEMITSU | HONDA | 1'41.486 19 | 1'31.427 20 | 0.500 0.031 |
| 7 | 36 J.MIR | SPA | Team SUZUKI ECSTAR | SUZUKI | 1'40.943 16 | 1'31.513 19 | 0.586 0.086 |
| 8 | 33 B.BINDER | RSA | Red Bull KTM Factory Racing | KTM | 1'42.168 18 | 1'31.521 20 | 0.594 0.008 |
| 9 | 4 A.DOVIZIOSO | ITA | Petronas Yamaha SRT | YAMAHA | 1'42.182 12 | 1'31.597 19 | 0.670 0.076 |
| 10 | 5 J.ZARCO | FRA | Pramac Racing | DUCATI | 1'40.940 20 | 1'31.603 20 | 0.676 0.006 |
| 11 | 20 F.QUARTARARO | FRA | Monster Energy Yamaha MotoGP | YAMAHA | 1'42.081 20 | 1'31.708 16 | 0.781 0.105 |
| 12 | 41 A.ESPARGARO | SPA | Aprilia Racing Team Gresini | APRILIA | 1'41.889 14 | 1'31.820 20 | 0.893 0.112 |
| 13 | 21 F.MORBIDELLI | ITA | Monster Energy Yamaha MotoGP | YAMAHA | 1'41.200 15 | 1'31.832 11 | 0.905 0.012 |
| 14 | 73 A.MARQUEZ | SPA | LCR Honda CASTROL | HONDA | 1'42.158 16 | 1'31.852 20 | 0.925 0.020 |
| 15 | 9 D.PETRUCCI | ITA | Tech 3 KTM Factory Racing | KTM | 1'42.438 6 | 1'32.083 19 | 1.156 0.231 |
| 16 | 27 I.LECUONA | SPA | Tech 3 KTM Factory Racing | KTM | 1'40.569 17 | 1'32.098 17 | 1.171 0.015 |
| 17 | 88 M.OLIVEIRA | POR | Red Bull KTM Factory Racing | KTM | 1'40.730 19 | 1'32.208 19 | 1.281 0.110 |
| 18 | 12 M.VIÑALES | SPA | Aprilia Racing Team Gresini | APRILIA | 1'42.767 14 | 1'32.214 14 | 1.287 0.006 |
| 19 | 23 E.BASTIANINI | ITA | Avintia Esponsorama | DUCATI | 1'41.974 11 | 1'32.219 14 | 1.292 0.005 |
| 20 | 10 L.MARINI | ITA | SKY VR46 Avintia | DUCATI | 1'41.104 13 | 1'32.229 18 | 1.302 0.010 |
| 21 | 46 V.ROSSI | ITA | Petronas Yamaha SRT | YAMAHA | 1'52.981 3 | 1'32.285 17 | 1.358 0.056 |

| | | | | |
|------------------------------|------|----------------------|-----------------|------------|
| Pole Position Record: | 2016 | Jorge LORENZO | 1'29.401 | 161.2 Km/h |
| Best Race Lap: | 2019 | Marc MARQUEZ | 1'31.116 | 158.2 Km/h |
| All Time Lap Record: | 2016 | Jorge LORENZO | 1'29.401 | 161.2 Km/h |

The results are provisional until the end of the limit for protest and appeals.

Time limit for protest expires 60' after publication of the results - Time:

These data/results cannot be reproduced, stored and/or transmitted in whole or in part by any manner of electronic, mechanical, photocopying, recording, broadcasting or otherwise now known or herein after developed without the previous express consent by the copyright owner, except for reproduction in daily press and regular printed publications on sale to the public within 60 days of the event related to those data/results and always provided that copyright symbol appears together as follows below.

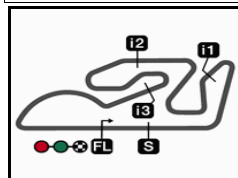
© DORNA, 2021

Official MotoGP Timing by TISSOT

www.motogp.com

Cheste, Friday, November 12, 2021





4005 m.

GRAN PREMIO MOTUL DE LA COMUNITAT VALENCIANA**Free Practice Nr. 2****Top Speed & Average****8**

| Rider | Nation | Motorcycle | Top 5 speeds | | | | | Average | Top |
|-----------------------------|------------|------------|--------------|-------|-------|-------|-------|---------|--------------|
| 5 Johann ZARCO | FRA | DUCATI | 332.1 | 332.1 | 328.9 | 327.4 | 327.4 | 329.0 | 332.1 |
| 27 Iker LECUONA | SPA | KTM | 330.5 | 322.8 | 321.3 | 321.3 | 321.3 | 323.4 | 330.5 |
| 30 Takaaki NAKAGAMI | JPN | HONDA | 330.5 | 327.4 | 325.8 | 325.8 | 324.3 | 326.8 | 330.5 |
| 44 Pol ESPARGARO | SPA | HONDA | 330.5 | 328.9 | 327.4 | 327.4 | 327.4 | 328.2 | 330.5 |
| 63 Francesco BAGNAIA | ITA | DUCATI | 330.5 | 330.5 | 328.9 | 328.9 | 328.9 | 329.4 | 330.5 |
| 43 Jack MILLER | AUS | DUCATI | 328.9 | 328.9 | 328.9 | 328.9 | 327.4 | 328.6 | 328.9 |
| 88 Miguel OLIVEIRA | POR | KTM | 328.9 | 325.8 | 325.8 | 324.3 | 324.3 | 324.9 | 328.9 |
| 89 Jorge MARTIN | SPA | DUCATI | 328.9 | 328.9 | 327.4 | 327.4 | 327.4 | 328.0 | 328.9 |
| 33 Brad BINDER | RSA | KTM | 327.4 | 324.3 | 324.3 | 324.3 | 324.3 | 324.8 | 327.4 |
| 36 Joan MIR | SPA | SUZUKI | 327.4 | 327.4 | 325.8 | 325.8 | 324.3 | 326.1 | 327.4 |
| 42 Alex RINS | SPA | SUZUKI | 327.4 | 325.8 | 325.8 | 325.8 | 324.3 | 325.4 | 327.4 |
| 73 Alex MARQUEZ | SPA | HONDA | 327.4 | 325.8 | 325.8 | 325.8 | 324.3 | 325.3 | 327.4 |
| 23 Enea BASTIANINI | ITA | DUCATI | 325.8 | 324.3 | 324.3 | 322.8 | 321.3 | 322.6 | 325.8 |
| 41 Aleix ESPARGARO | SPA | APRILIA | 325.8 | 325.8 | 324.3 | 322.8 | 322.8 | 323.4 | 325.8 |
| 4 Andrea DOVIZIOSO | ITA | YAMAHA | 324.3 | 321.3 | 318.3 | 318.3 | 318.3 | 320.1 | 324.3 |
| 12 Maverick VIÑALES | SPA | APRILIA | 324.3 | 322.8 | 322.8 | 322.8 | 321.3 | 322.1 | 324.3 |
| 46 Valentino ROSSI | ITA | YAMAHA | 324.3 | 321.3 | 319.8 | 319.8 | 319.8 | 321.0 | 324.3 |
| 20 Fabio QUARTARARO | FRA | YAMAHA | 322.8 | 322.8 | 322.8 | 321.3 | 319.8 | 320.8 | 322.8 |
| 9 Danilo PETRUCCI | ITA | KTM | 321.3 | 319.8 | 318.3 | 318.3 | 316.8 | 318.0 | 321.3 |
| 21 Franco MORBIDELLI | ITA | YAMAHA | 321.3 | 319.8 | 319.8 | 319.8 | 318.3 | 319.2 | 321.3 |
| 10 Luca MARINI | ITA | DUCATI | 319.8 | 319.8 | 319.8 | 319.8 | 319.8 | 319.8 | 319.8 |

These data/results cannot be reproduced, stored and/or transmitted in whole or in part by any manner of electronic, mechanical, photocopying, recording, broadcasting or otherwise now known or herein after developed without the previous express consent by the copyright owner, except for reproduction in daily press and regular printed publications on sale to the public within 60 days of the event related to those data/results and always provided that copyright symbol appears together as follows below.

© DORNA, 2021

Official MotoGP Timing by **TISSOT**
www.motogp.com



Cheste, Friday, November 12, 2021

GRAN PREMIO MOTUL DE LA COMUNITAT VALENCIANA

Free Practice Nr. 2

Chronological Analysis of Performances

9

* Lap / Sector time cancelled

T1 Time from finish line to 1st intermediate

T3 Time from 2nd intermed. to 3rd intermed.

P Crossing the finish line in pit lane

T2 Time from 1st intermed. to 2nd intermed.

T4 Time from 3rd intermediate to finish line

**Tyre data subject to further updates

| Lap | Lap Time | T1 | T2 | T3 | T4 | Speed | Lap | Lap Time | T1 | T2 | T3 | T4 | Speed |
|----------------|-------------------|-----------------------------------|------------------|---------------------|-----------------|------------------------|----------------|------------------------|-----------------------------------|------------------|---------------------|-----------------|--------------|
| 1st | 43 | Jack MILLER | | DUCATI | | AUS | 9 | 7'31.450 | 20.724 | 25.655 | 22.687 | 24.947 | |
| | | Ducati Lenovo Team | | | | | 10 | 1'36.245 * | 23.829* | 25.213 | 22.347 | 24.856 | 325.8 |
| | | Runs=2 Total laps=20 Full laps=14 | | | | | 11 | 1'32.766 | 21.016 | 24.902 | 22.123 | 24.725 | 328.9 |
| Run # 1 | Front Tyre | Slick-Soft | Rear Tyre | Slick-Medium | New Tyre | | 12 | 1'32.230 | 20.855 | 24.757 | 22.056 | 24.562 | 330.5 |
| 1 | 2'27.098 | 23.225 | 27.194 | 23.711 | 25.774 | | 13 | 1'32.069 | 20.930 | 24.704 | 21.950 | 24.485 | 321.3 |
| 2 | 1'36.409 | 23.123 | 25.424 | 22.646 | 25.216 | 325.8 | 14 | 1'32.257 | 20.987 | 24.751 | 21.919 | 24.600 | 319.8 |
| 3 | 1'33.767 | 21.726 | 25.099 | 22.167 | 24.775 | 327.4 | 15 | 1'38.096 P | 22.176 | 25.888 | 22.900 | 27.132 | 321.3 |
| 4 | 1'32.685 | 21.244 | 24.884 | 21.959 | 24.598 | 328.9 | Run # 3 | Front Tyre | Slick-Medium | Rear Tyre | Slick-Soft | New Tyre | |
| 5 | 1'33.037 | 21.268 | 25.022 | 22.122 | 24.625 | 328.9 | 16 | 9'51.265 | 20.927 | 25.674 | 22.534 | 24.860 | |
| 6 | 1'32.838 | 21.327 | 24.816 | 21.998 | 24.697 | 328.9 | 17 | 1'33.199 | 20.925 | 25.304 | 22.137 | 24.833 | 322.8 |
| 7 | 1'41.209 P | 21.658 | 26.583 | 23.109 | 29.859 | 328.9 | 18 | 1'31.183 | 20.778 | 24.437 | 21.645 | 24.323 | 325.8 |
| Run # 2 | Front Tyre | Slick-Medium | Rear Tyre | Slick-Medium | New Tyre | 7 Laps at start | 19 | 1'30.939 | 20.759 | 24.272 | 21.696 | 24.212 | 325.8 |
| 8 | 8'29.418 | 25.215 | 26.995 | 27.086 | 25.309 | | | unfinished | 20.735 | | | | 327.4 |
| 9 | 1'33.056 | 21.313 | 25.095 | 22.048 | 24.600 | 322.8 | 3rd | 63 | Francesco BAGNAIA | | DUCATI | ITA | |
| 10 | 1'32.856 | 21.168 | 24.866 | 22.170 | 24.652 | 324.3 | | | Ducati Lenovo Team | | | | |
| 11 | 1'32.233 | 21.033 | 24.758 | 21.865 | 24.577 | 325.8 | | | Runs=2 Total laps=20 Full laps=14 | | | | |
| 12 | 1'36.398 * | 23.415* | 26.218 | 22.004 | 24.761 | 324.3 | Run # 1 | Front Tyre | Slick-Medium | Rear Tyre | Slick-Medium | New Tyre | |
| 13 | 1'31.903 | 20.926 | 24.586 | 21.819 | 24.572 | 325.8 | 1 | 2'26.551 | 24.149 | 27.930 | 23.879 | 26.440 | |
| 14 | 1'43.376 P | 24.949 | 26.398 | 23.439 | 28.590 | 325.8 | 2 | 1'35.312 | 22.382 | 25.550 | 22.370 | 25.010 | 321.3 |
| Run # 3 | Front Tyre | Slick-Medium | Rear Tyre | Slick-Soft | New Tyre | 7 Laps at start | 3 | 1'33.693 | 21.611 | 25.072 | 22.221 | 24.789 | 327.4 |
| 15 | 8'14.818 | 23.701 | 25.847 | 22.425 | 25.282 | | 4 | 1'33.185 | 21.388 | 24.960 | 22.093 | 24.744 | 324.3 |
| 16 | 1'31.409 | 20.776 | 24.543 | 21.727 | 24.363 | 322.8 | 5 | 1'32.646 | 21.161 | 24.805 | 22.075 | 24.605 | 328.9 |
| 17 | 1'41.514 | 21.640 | 27.670 | 23.628 | 28.576 | 325.8 | 6 | 1'32.379 | 21.157 | 24.721 | 21.907 | 24.594 | 322.8 |
| 18 | 1'31.801 | 20.886 | 24.705 | 21.831 | 24.379 | 324.3 | 7 | 1'32.688 | 21.153 | 24.876 | 21.989 | 24.670 | 330.5 |
| 19 | 1'30.927 | 20.711 | 24.336 | 21.563 | 24.317 | 325.8 | 8 | 1'32.248 | 21.056 | 24.703 | 21.898 | 24.591 | 330.5 |
| 20 | 1'39.890 | 20.744 | 27.762 | 24.126 | 27.258 | 324.3 | 9 | 1'39.028 P | 21.180 | 25.573 | 22.775 | 29.500 | 328.9 |
| 2nd | 44 | Poi ESPARGARO | | HONDA | | SPA | Run # 2 | Front Tyre | Slick-Medium | Rear Tyre | Slick-Medium | New Tyre | |
| | | Repsol Honda Team | | | | | | 9 Laps at start | 9 Laps at start | | | | |
| | | Runs=3 Total laps=20 Full laps=12 | | | | | 10 | 9'16.186 | 23.774 | 26.422 | 22.446 | 25.167 | |
| Run # 1 | Front Tyre | Slick-Medium | Rear Tyre | Slick-Medium | New Tyre | | 11 | 1'32.719 | 21.111 | 25.049 | 21.858 | 24.701 | 324.3 |
| 1 | 1'55.976 | 21.980 | 26.465 | 23.168 | 25.675 | | 12 | 1'33.923 | 22.387 | 24.987 | 21.911 | 24.638 | 322.8 |
| 2 | 1'34.510 | 21.668 | 25.304 | 22.415 | 25.123 | 327.4 | 13 | 1'32.170 | 20.948 | 24.750 | 21.751 | 24.721 | 322.8 |
| 3 | 1'35.751 | 21.503 | 24.932 | 24.001 | 25.315 | 321.3 | 14 | 1'32.215 | 20.933 | 24.717 | 21.870 | 24.695 | 322.8 |
| 4 | 1'32.740 | 21.165 | 24.837 | 22.106 | 24.632 | 324.3 | 15 | 1'35.343 P | 20.968 | 24.724 | 21.841 | 27.810 | 328.9 |
| 5 | 1'32.467 | 21.207 | 24.657 | 21.975 | 24.628 | 327.4 | Run # 3 | Front Tyre | Slick-Hard | Rear Tyre | Slick-Soft | New Tyre | |
| 6 | 1'32.591 * | 21.114* | 24.693 | 21.989 | 24.795 | 327.4 | 16 | 8'19.404 * | 24.362 | 27.321* | 22.598 | 24.811 | |
| 7 | 1'42.040 | 23.210 | 26.060 | 24.194 | 28.576 | 315.4 | 17 | 1'31.400 | 20.926 | 24.553 | 21.671 | 24.250 | 328.9 |
| 8 | 1'40.268 P | 24.175* | 25.852 | 22.636 | 27.605 | 321.3 | 18 | 1'31.134 | 20.860 | 24.324 | 21.704 | 24.246 | 324.3 |
| Run # 2 | Front Tyre | Slick-Medium | Rear Tyre | Slick-Medium | New Tyre | 8 Laps at start | 19 | 1'30.995 | 20.652 | 24.371 | 21.542 | 24.430 | 324.3 |
| | | | | | | | 20 | 1'44.566 * | 29.775 | 26.700* | 22.647 | 25.444 | 325.8 |

Fastest Lap: Jack MILLER Ducati Lenovo Team AUS **1'30.927** 20.711 24.336 21.563 24.317

These data/results cannot be reproduced, stored and/or transmitted in whole or in part by any manner of electronic, mechanical, photocopying, recording, broadcasting or otherwise now known or herein after developed without the previous express consent by the copyright owner, except for reproduction in daily press and regular printed publications on sale to the public within 60 days of the event related to those data/results and always provided that copyright symbol appears together as follows below.
© DORNA, 2021



Free Practice Nr. 2

MotoGP

| Lap | Lap Time | T1 | T2 | T3 | T4 | Speed | Lap | Lap Time | T1 | T2 | T3 | T4 | Speed | | |
|------------|-----------------|--------------------|---------------|---------------|---|--------------|-------|-----------------|------------|-------------------------|--------------|--------------------|-------|-------|-----|
| 4th | 42 | Alex RINS | | | | SUZUKI | SPA | 6th | 30 | Takaaki NAKAGAMI | | | | HONDA | JPN |
| | | Team SUZUKI ECSTAR | | | | | | | | LCR Honda IDEMITSU | | | | | |
| | | Runs=2 | Total laps=19 | Full laps=13 | | | | | Runs=3 | Total laps=20 | Full laps=13 | | | | |
| Run # | 1 | Front Tyre | Slick-Soft | Rear Tyre | Slick-Hard | | Run # | 1 | Front Tyre | Slick-Medium | Rear Tyre | Slick-Medium | | | |
| | | | New Tyre | | New Tyre <td></td> <td></td> <td></td> <td></td> <th>New Tyre</th> <td></td> <th>New Tyre<td></td></th> | | | | | New Tyre | | New Tyre <td></td> | | | |
| 1 | 1'57.048 | 22.706 | 26.675 | 23.194 | 25.768 | | 1 | 1'53.178 | 26.290 | 28.418 | 24.125 | 26.618 | | | |
| 2 | 1'35.573 | 22.019 | 25.555 | 22.492 | 25.507 | 325.8 | 2 | 1'35.456 | 22.327 | 25.692 | 22.356 | 25.081 | 321.3 | | |
| 3 | 1'35.662 | 23.115 | 25.102 | 22.274 | 25.171 | 324.3 | 3 | 1'33.127 | 21.411 | 24.923 | 22.043 | 24.750 | 322.8 | | |
| 4 | 1'34.315 | 22.010 | 25.020 | 22.124 | 25.161 | 313.9 | 4 | 1'44.327 | 26.389 | 29.567 | 23.005 | 25.366 | 322.8 | | |
| 5 | 1'33.694 | 21.662 | 25.057 | 22.209 | 24.766 | 312.5 | 5 | 1'33.364 | 21.435 | 25.129 | 22.151 | 24.649 | 322.8 | | |
| 6 | 1'37.727 P | 21.526* | 25.371 | 22.117 | 28.713 | 327.4 | 6 | 1'32.844 | 21.581 | 24.694 | 21.914 | 24.655 | 324.3 | | |
| Run # | 2 | Front Tyre | Slick-Medium | Rear Tyre | Slick-Medium | | Run # | 2 | Front Tyre | Slick-Medium | Rear Tyre | Slick-Medium | | | |
| | | | New Tyre | | New Tyre <td></td> <td></td> <td></td> <td></td> <th>New Tyre</th> <td></td> <th>New Tyre<td></td></th> | | | | | New Tyre | | New Tyre <td></td> | | | |
| 7 | 6'24.782 | 22.521 | 26.305 | 22.582 | 25.315 | | | | | | | | | | |
| 8 | 1'33.143 | 21.561 | 24.904 | 21.942 | 24.736 | 321.3 | | | | | | | | | |
| 9 | 1'32.260 | 21.157 | 24.687 | 21.810 | 24.606 | 318.3 | | | | | | | | | |
| 10 | 1'37.613 | 21.134 | 24.643 | 26.490 | 25.346 | 318.3 | | | | | | | | | |
| 11 | 1'32.336 | 21.057 | 24.728 | 21.920 | 24.631 | 319.8 | | | | | | | | | |
| 12 | 1'33.345 * | 21.684* | 24.914 | 21.961 | 24.786 | 321.3 | | | | | | | | | |
| 13 | 1'32.398 | 21.023 | 24.752 | 21.884 | 24.739 | 325.8 | | | | | | | | | |
| 14 | 1'40.962 P | 21.040* | 24.663 | 26.287 | 28.972 | 316.8 | | | | | | | | | |
| Run # | 3 | Front Tyre | Slick-Medium | Rear Tyre | Slick-Soft | | Run # | 3 | Front Tyre | Slick-Medium | Rear Tyre | Slick-Medium | | | |
| | | | New Tyre | | New Tyre | | | | | New Tyre | | New Tyre | | | |
| 15 | 11'33.032 | 21.949 | 25.994 | 22.224 | 25.114 | | | | | | | | | | |
| 16 | 1'31.872 | 20.931 | 24.579 | 21.740 | 24.622 | 324.3 | | | | | | | | | |
| 17 | 1'31.450 | 20.866 | 24.503 | 21.645 | 24.436 | 325.8 | | | | | | | | | |
| 18 | 1'31.538 | 20.846 | 24.483 | 21.709 | 24.500 | 324.3 | | | | | | | | | |
| 19 | 1'31.336 | 20.798 | 24.429 | 21.650 | 24.459 | 319.8 | | | | | | | | | |
| Run # | 1 | Front Tyre | Slick-Medium | Rear Tyre | Slick-Soft | | Run # | 4 | Front Tyre | Slick-Medium | Rear Tyre | Slick-Soft | | | |
| | | | New Tyre | | New Tyre | | | | | New Tyre | | New Tyre | | | |
| 14 | 6'28.315 | 23.785 | 26.793 | 23.093 | 25.104 | | | | | | | | | | |
| 15 | 1'33.796 | 21.744 | 25.255 | 22.091 | 24.706 | 319.8 | | | | | | | | | |
| 16 | 1'32.347 | 21.224 | 24.760 | 21.873 | 24.490 | 319.8 | | | | | | | | | |
| 17 | 1'37.627 P | 21.696 | 25.864 | 22.722 | 27.345 | 319.8 | | | | | | | | | |
| 18 | 5'11.179 | 23.623 | 27.112 | 22.898 | 24.946 | | | | | | | | | | |
| 19 | 1'32.285 | 21.272 | 24.780 | 21.805 | 24.428 | 321.3 | | | | | | | | | |
| 20 | 1'31.427 | 20.872 | 24.492 | 21.674 | 24.389 | 325.8 | | | | | | | | | |
| Run # | 1 | Front Tyre | Slick-Medium | Rear Tyre | Slick-Medium | | Run # | 2 | Front Tyre | Slick-Medium | Rear Tyre | Slick-Medium | | | |
| | | | New Tyre | | New Tyre | | | | | New Tyre | | New Tyre | | | |
| 1 | 1'54.637 | 24.493 | 27.218 | 23.062 | 26.226 | | | | | | | | | | |
| 2 | 1'37.641 | 24.121 | 25.555 | 22.622 | 25.343 | 325.8 | | | | | | | | | |
| 3 | 1'34.008 | 22.001 | 25.053 | 22.152 | 24.802 | 327.4 | | | | | | | | | |
| 4 | 1'32.802 | 21.367 | 24.782 | 22.025 | 24.628 | 327.4 | | | | | | | | | |
| 5 | 1'37.661 | 25.427 | 25.130 | 22.583 | 24.521 | 321.3 | | | | | | | | | |
| 6 | 1'41.552 P | 21.289* | 24.913 | 21.885 | 33.465 | 325.8 | | | | | | | | | |
| Run # | 2 | Front Tyre | Slick-Hard | Rear Tyre | Slick-Medium | | Run # | 3 | Front Tyre | Slick-Medium | Rear Tyre | Slick-Medium | | | |
| | | | New Tyre | | 6 Laps at start | | | | | New Tyre | | New Tyre | | | |
| 7 | 10'34.410 | 22.116 | 26.313 | 22.557 | 25.106 | | | | | | | | | | |
| 8 | 1'33.391 * | 21.906* | 24.934 | 21.925 | 24.626 | 321.3 | | | | | | | | | |
| 9 | 1'35.867 | 21.502 | 24.965 | 22.048 | 27.352 | 328.9 | | | | | | | | | |
| 10 | 1'32.458 | 21.278 | 24.778 | 22.007 | 24.395 | 328.9 | | | | | | | | | |
| 11 | 1'37.220 | 23.447 | 27.045 | 22.054 | 24.674 | 327.4 | | | | | | | | | |
| 12 | 1'37.748 P | 21.197 | 24.711 | 23.590 | 28.250 | 318.3 | | | | | | | | | |
| Run # | 3 | Front Tyre | Slick-Hard | Rear Tyre | Slick-Soft | | Run # | 4 | Front Tyre | Slick-Medium | Rear Tyre | Slick-Medium | | | |
| | | | New Tyre | | New Tyre | | | | | New Tyre | | New Tyre | | | |
| 13 | 10'56.183 | 25.201 | 28.552 | 22.801 | 25.162 | | | | | | | | | | |
| 14 | 1'32.891 | 21.481 | 24.923 | 21.936 | 24.551 | 322.8 | | | | | | | | | |
| 15 | 1'31.751 | 21.083 | 24.550 | 21.771 | 24.347 | 322.8 | | | | | | | | | |
| 16 | 1'35.933 * | 22.099* | 25.712 | 23.337 | 24.785 | 325.8 | | | | | | | | | |
| 17 | 1'31.396 | 20.732 | 24.585 | 21.715 | 24.364 | 322.8 | | | | | | | | | |
| Run # | 1 | Front Tyre | Slick-Soft | Rear Tyre | Slick-Medium | | Run # | 1 | Front Tyre | Slick-Soft | Rear Tyre | Slick-Medium | | | |
| | | | New Tyre | | New Tyre | | | | | New Tyre | | New Tyre | | | |
| 1 | 1'53.939 | 24.541 | 27.298 | 23.435 | 26.188 | | | | | | | | | | |
| 2 | 1'39.621 | 25.848 | 25.765 | 22.638 | 25.370 | 315.4 | | | | | | | | | |
| 3 | 1'34.478 | 22.020 | 25.049 | 22.342 | 25.067 | 321.3 | | | | | | | | | |
| 4 | 1'34.445 | 21.887 | 25.036 | 22.332 | 25.190 | 319.8 | | | | | | | | | |
| 5 | 1'33.612 | 21.581 | 25.087 | 22.181 | 24.763 | 322.8 | | | | | | | | | |
| 6 | 1'32.851 * | 21.232* | 24.796 | 22.044 | 24.779 | 324.3 | | | | | | | | | |
| 7 | 1'42.663 P | 21.988 | 25.967 | 24.346 | 30.362 | 318.3 | | | | | | | | | |
| Run # | 2 | Front Tyre | Slick-Medium | Rear Tyre | Slick-Medium | | Run # | 2 | Front Tyre | Slick-Medium | Rear Tyre | Slick-Medium | | | |
| | | | New Tyre | | 7 Laps at start | | | | | New Tyre | | New Tyre | | | |
| 8 | 5'45.491 | 24.041 | 26.468 | 22.878 | 25.269 | | | | | | | | | | |
| 9 | 1'33.895 | 21.534 | 25.133 | 22.364 | 24.864 | 318.3 | | | | | | | | | |
| 10 | 1'33.024 | 21.443 | 24.815 | 22.029 | 24.737 | 319.8 | | | | | | | | | |
| 11 | 1'32.630 | 21.260 | 24.722 | 22.012 | 24.636 | 321.3 | | | | | | | | | |
| 12 | 1'37.263 | 25.407 | 24.995 | 22.065 | 24.796 | 319.8 | | | | | | | | | |
| 13 | 1'32.583 | 21.220 | 24.744 | 21.961 | 24.658 | 327.4 | | | | | | | | | |
| 14 | 1'43.443 P | 24.935 | 25.393 | 22.791 | 30.324 | 327.4 | | | | | | | | | |

Fastest Lap: Jack MILLER Ducati Lenovo Team AUS **1'30.927** 20.711 24.336 21.563 24.317

These data/results cannot be reproduced, stored and/or transmitted in whole or in part by any manner of electronic, mechanical, photocopying, recording, broadcasting or otherwise now known or herein after developed without the previous express consent by the copyright owner, except for reproduction in daily press and regular printed publications on sale to the public within 60 days of the event related to those data/results and always provided that copyright symbol appears together as follows below.
© DORNA, 2021

Official MotoGP Timing by TISSOT
www.motogp.com

Cheste, Friday, November 12, 2021

Page 2 of 6



Free Practice Nr. 2

MotoGP

| Lap | Lap Time | T1 | T2 | T3 | T4 | Speed | Lap | Lap Time | T1 | T2 | T3 | T4 | Speed |
|---------|-----------------|--------------|---------|-----------|------------|-------|---------|------------|------------|--------|-----------|------------|-------|
| Run # 3 | Front Tyre | Slick-Medium | | Rear Tyre | Slick-Soft | | 11 | 1'33.997 * | 21.900* | 25.147 | 22.088 | 24.862 | 316.8 |
| | 7 Laps at start | | | | | | | | New Tyre | | | | |
| 15 | 11'51.755 | 23.157 | 25.630 | 22.320 | 24.853 | | 12 | 1'32.614 | 21.071 | 24.860 | 21.962 | 24.721 | 316.8 |
| 16 | 1'32.624 | 21.268 | 24.798 | 22.009 | 24.549 | 318.3 | 13 | 1'38.960 | 21.264 | 24.877 | 25.258 | 27.561 | 309.7 |
| 17 | 1'34.181 * | 22.852* | 24.865 | 21.920 | 24.544 | 322.8 | 14 | 1'32.874 | 21.305 | 24.787 | 22.001 | 24.781 | 315.4 |
| 18 | 1'31.902 | 21.138 | 24.496 | 21.783 | 24.485 | 325.8 | 15 | 1'32.549 | 21.179 | 24.696 | 21.936 | 24.738 | 316.8 |
| 19 | 1'31.513 | 20.942 | 24.483 | 21.671 | 24.417 | 322.8 | 16 | 1'42.805 P | 24.283 | 25.655 | 23.108 | 29.759 | 316.8 |
| 20 | 1'34.153 * | 21.043 | 25.129* | 22.574 | 25.407 | 325.8 | Run # 3 | Front Tyre | Slick-Hard | | Rear Tyre | Slick-Soft | |
| | | | | | | | | New Tyre | | | | | |

8th 33 Brad BINDER KTM RSA
 Red Bull KTM Factory Racing
 Runs=2 Total laps=20 Full laps=15

| Run # | Front Tyre | Slick-Medium | Rear Tyre | Slick-Medium | Speed |
|-------|------------|--------------|-----------|--------------|--------------|
| | New Tyre | | New Tyre | | |
| 1 | 2'08.344 | 23.570 | 28.545 | 26.439 | 27.362 |
| 2 | 1'38.343 | 23.204 | 26.197 | 23.168 | 25.774 315.4 |
| 3 | 1'38.072 | 22.381 | 25.609 | 23.413 | 26.669 319.8 |
| 4 | 1'34.304 | 21.580 | 25.115 | 22.460 | 25.149 324.3 |
| 5 | 1'33.660 | 21.395 | 25.043 | 22.259 | 24.963 324.3 |
| 6 | 1'33.579 | 21.471 | 24.953 | 22.329 | 24.826 321.3 |
| 7 | 1'37.042 | 21.391 | 24.832 | 25.998 | 24.821 321.3 |
| 8 | 1'33.562 | 21.473 | 24.868 | 22.527 | 24.694 324.3 |
| 9 | 1'43.276 P | 21.381 | 28.824 | 22.668 | 30.403 324.3 |

| Run # | Front Tyre | Slick-Medium | Rear Tyre | Slick-Medium | Speed |
|-------|-----------------|--------------|-----------------|--------------|--------------|
| | 9 Laps at start | | 9 Laps at start | | |
| 10 | 8'52.885 | 26.248 | 26.086 | 22.921 | 25.384 |
| 11 | 1'34.136 | 21.671 | 25.216 | 22.290 | 24.959 322.8 |
| 12 | 1'33.749 | 21.615 | 25.079 | 22.317 | 24.738 324.3 |
| 13 | 1'53.541 | 21.302 | 24.775 | 39.977 | 27.487 322.8 |
| 14 | 1'33.401 | 21.380 | 25.107 | 22.206 | 24.708 321.3 |
| 15 | 1'32.899 | 21.221 | 24.873 | 22.147 | 24.658 327.4 |
| 16 | 1'38.055 P | 22.215 | 25.325 | 22.234 | 28.281 319.8 |

| Run # | Front Tyre | Slick-Medium | Rear Tyre | Slick-Soft | Speed |
|-------|------------|--------------|-----------|------------|--------------|
| | New Tyre | | New Tyre | | |
| 17 | 7'05.745 | 23.254 | 25.661 | 22.558 | 24.769 |
| 18 | 1'32.294 | 21.246 | 24.714 | 21.940 | 24.394 322.8 |
| 19 | 1'31.684 | 20.854 | 24.539 | 21.869 | 24.422 322.8 |
| 20 | 1'31.521 | 20.728 | 24.491 | 21.714 | 24.588 322.8 |

9th 4 Andrea DOVIZIOSO YAMAHA ITA
 Petronas Yamaha SRT
 Runs=2 Total laps=22 Full laps=13

| Run # | Front Tyre | Slick-Medium | Rear Tyre | Slick-Medium | Speed |
|-------|------------|--------------|-----------|--------------|--------------|
| | New Tyre | | New Tyre | | |
| 1 | 1'54.263 | 23.486 | 27.204 | 23.581 | 26.214 |
| 2 | 1'35.907 | 22.108 | 25.755 | 22.628 | 25.416 315.4 |
| 3 | 1'35.295 | 22.652 | 25.120 | 22.358 | 25.165 321.3 |
| 4 | 1'33.295 | 21.391 | 24.938 | 22.172 | 24.794 318.3 |
| 5 | 1'34.810 * | 22.709* | 25.153 | 22.147 | 24.801 318.3 |
| 6 | 1'33.167 * | 21.427* | 24.838 | 22.041 | 24.861 318.3 |
| 7 | 1'32.858 | 21.231 | 24.876 | 22.045 | 24.706 316.8 |
| 8 | 1'38.214 P | 21.323 | 24.802 | 22.431 | 29.658 313.9 |

| Run # | Front Tyre | Slick-Medium | Rear Tyre | Slick-Medium | Speed |
|-------|-----------------|--------------|-----------------|--------------|--------------|
| | 8 Laps at start | | 8 Laps at start | | |
| 9 | 7'54.002 | 22.991 | 26.366 | 22.524 | 25.014 |
| 10 | 1'35.603 | 23.093 | 25.327 | 22.199 | 24.984 315.4 |

| Run # | Front Tyre | Slick-Hard | Rear Tyre | Slick-Soft | Speed |
|-------|------------|------------|-----------|------------|--------------|
| | New Tyre | | New Tyre | | |
| 17 | 6'29.005 | 22.450 | 25.966 | 22.775 | 25.088 |
| 18 | 1'33.180 | 21.383 | 24.771 | 22.067 | 24.959 313.9 |
| 19 | 1'31.597 | 20.925 | 24.468 | 21.741 | 24.463 315.4 |
| 20 | 1'34.996 | 21.896 | 25.645 | 22.546 | 24.909 316.8 |
| 21 | 1'42.168 | 21.507 | 25.865 | 25.173 | 29.623 315.4 |
| 22 | 1'43.711 * | 27.646 | 27.656* | 22.908 | 25.501 324.3 |

10th 5 Johann ZARCO DUCATI FRA
 Pramac Racing
 Runs=2 Total laps=21 Full laps=14

| Run # | Front Tyre | Slick-Medium | Rear Tyre | Slick-Medium | Speed |
|-------|------------|--------------|-----------|--------------|--------------|
| | New Tyre | | New Tyre | | |
| 1 | 2'14.847 | 23.094 | 28.062 | 24.336 | 26.458 |
| 2 | 1'36.962 | 22.369 | 26.237 | 22.830 | 25.526 325.8 |
| 3 | 1'35.527 * | 22.495* | 25.480 | 22.437 | 25.115 324.3 |
| 4 | 1'34.014 | 21.757 | 25.124 | 22.185 | 24.948 324.3 |
| 5 | 1'33.502 | 21.445 | 25.140 | 22.088 | 24.829 332.1 |
| 6 | 1'33.396 | 21.494 | 24.928 | 22.202 | 24.772 327.4 |
| 7 | 1'33.204 | 21.246 | 24.846 | 22.308 | 24.804 332.1 |
| 8 | 1'32.670 | 21.210 | 24.715 | 22.042 | 24.703 327.4 |
| 9 | 1'38.523 P | 21.411 | 25.129 | 22.580 | 29.403 325.8 |

| Run # | Front Tyre | Slick-Medium | Rear Tyre | Slick-Medium | Speed |
|-------|-----------------|--------------|-----------------|--------------|--------------|
| | 9 Laps at start | | 9 Laps at start | | |
| 10 | 7'38.593 | 24.691 | 26.946 | 23.440 | 25.330 |
| 11 | 1'33.910 | 21.395 | 25.229 | 22.336 | 24.950 325.8 |
| 12 | 1'48.519 | 21.368 | 25.046 | 22.495 | 39.610 325.8 |
| 13 | 1'37.119 * | 23.041 | 26.120 | 23.026* | 24.932 305.6 |
| 14 | 1'33.725 | 21.381 | 25.073 | 22.444 | 24.827 325.8 |
| 15 | 1'33.392 | 21.296 | 24.962 | 22.295 | 24.839 324.3 |
| 16 | 1'39.188 P | 22.494 | 25.702 | 22.257 | 28.735 324.3 |

| Run # | Front Tyre | Slick-Medium | Rear Tyre | Slick-Soft | Speed |
|-------|------------|--------------|-----------|------------|--------------|
| | New Tyre | | New Tyre | | |
| 17 | 7'16.673 | 23.078 | 28.012 | 23.942 | 25.390 |
| 18 | 1'35.594 | 21.427 | 26.989 | 22.585 | 24.593 327.4 |
| 19 | 1'32.038 | 21.140 | 24.620 | 21.820 | 24.458 327.4 |
| 20 | 1'31.603 | 20.941 | 24.414 | 21.785 | 24.463 328.9 |
| 21 | 1'32.107 | 20.845 | 24.668 | 22.054 | 24.540 324.3 |

11th 20 Fabio QUARTARARO YAMAHA FRA
 Monster Energy Yamaha MotoGP
 Runs=2 Total laps=17 Full laps=10

| Run # | Front Tyre | Slick-Medium | Rear Tyre | Slick-Medium | Speed |
|-------|------------|--------------|-----------|--------------|--------------|
| | New Tyre | | New Tyre | | |
| 1 | 2'50.542 | 23.740 | 27.502 | 23.471 | 26.482 |
| 2 | 1'35.375 * | 22.246* | 25.449 | 22.481 | 25.199 318.3 |
| 3 | 1'33.731 | 21.531 | 25.168 | 22.168 | 24.864 319.8 |
| 4 | 1'32.935 | 21.424 | 24.821 | 22.000 | 24.690 319.8 |
| 5 | 3'59.396 P | 2'28.382 | 30.037 | 27.149 | 33.828 319.8 |

Fastest Lap: Jack MILLER Ducati Lenovo Team AUS **1'30.927** 20.711 24.336 21.563 24.317

These data/results cannot be reproduced, stored and/or transmitted in whole or in part by any manner of electronic, mechanical, photocopying, recording, broadcasting or otherwise now known or herein after developed without the previous express consent by the copyright owner, except for reproduction in daily press and regular printed publications on sale to the public within 60 days of the event related to those data/results and always provided that copyright symbol appears together as follows below.
 © DORNA, 2021

Official MotoGP Timing by TISSOT
 www.motogp.com

Cheste, Friday, November 12, 2021

Page 3 of 6



Free Practice Nr. 2

MotoGP

| Lap | Lap Time | T1 | T2 | T3 | T4 | Speed | Lap | Lap Time | T1 | T2 | T3 | T4 | Speed | |
|----------------|-------------------|------------------------|------------------|------------------------|--------|-------|----------------|-------------------|------------------------|------------------|------------------------|---------------|--------------|-------|
| Run # 2 | <i>Front Tyre</i> | Slick-Medium | <i>Rear Tyre</i> | Slick-Medium | | | 4 | 1'32.594 | 21.062 | 24.856 | 21.960 | 24.716 | 316.8 | |
| | | <i>5 Laps at start</i> | | <i>5 Laps at start</i> | | | | 5 | 1'48.408 | 31.121 | 28.335 | 23.850 | 25.102 | 318.3 |
| 6 | 11'24.021 | 27.412 | 27.392 | 37.836 | 26.469 | | 6 | 1'32.688 | 21.182 | 24.753 | 22.098 | 24.655 | 319.8 | |
| 7 | 1'35.335 | 22.089 | 25.685 | 22.423 | 25.138 | 316.8 | 7 | 1'32.655 | 21.238 | 24.582 | 21.944 | 24.891 | 321.3 | |
| 8 | 1'33.138 | 21.368 | 24.969 | 22.082 | 24.719 | 319.8 | 8 | 1'49.940 P | 28.300 | 28.204 | 22.906 | 30.530 | 319.8 | |
| 9 | 1'32.938 * | 21.285* | 24.818 | 22.095* | 24.740 | 321.3 | Run # 2 | <i>Front Tyre</i> | Slick-Soft | <i>Rear Tyre</i> | Slick-Medium | | | |
| 10 | 1'32.693 | 21.327 | 24.673 | 21.924 | 24.769 | 319.8 | | | <i>8 Laps at start</i> | | <i>8 Laps at start</i> | | | |
| 11 | 1'32.523 | 21.223 | 24.653 | 21.937 | 24.710 | 319.8 | 9 | 6'09.290 | 25.013 | 28.280 | 23.588 | 25.180 | | |
| 12 | 1'32.575 | 21.255 | 24.639 | 21.919 | 24.762 | 319.8 | 10 | 1'32.770 | 21.107 | 25.020 | 21.962 | 24.681 | 316.8 | |
| 13 | 1'35.981 P | 21.262 | 24.707 | 21.955 | 28.057 | 318.3 | 11 | 1'31.832 | 20.845 | 24.602 | 21.826 | 24.559 | 318.3 | |

| | | | | | | | |
|----------------|-------------------|---------------------|------------------|-------------------|---------------|--------------|--|
| Run # 3 | <i>Front Tyre</i> | Slick-Medium | <i>Rear Tyre</i> | Slick-Soft | | | |
| | | <i>New Tyre</i> | | <i>New Tyre</i> | | | |
| 14 | 6'31.726 | 23.837 | 26.250 | 22.473 | 24.949 | | |
| 15 | 1'32.681 | 21.188 | 24.578 | 21.970 | 24.945 | 322.8 | |
| 16 | 1'31.708 | 21.047 | 24.391 | 21.761 | 24.509 | 322.8 | |
| 17 | 1'39.467 | 21.045 | 29.088 | 24.520 | 24.814 | 322.8 | |

12th 41 **Alex ESPARGARO** APRILIA SPA
Aprilia Racing Team Gresini
Runs=2 Total laps=21 Full laps=13

| | | | | | | | |
|----------------|-------------------|---------------------|------------------|----------------------|--------|--------------|--|
| Run # 1 | <i>Front Tyre</i> | Slick-Medium | <i>Rear Tyre</i> | missing data | | | |
| | | <i>New Tyre</i> | | <i>Laps at start</i> | | | |
| 1 | 2'09.192 | 23.945 | 27.236 | 23.593 | 26.192 | | |
| 2 | 1'37.656 * | 23.304* | 25.630 | 22.891 | 25.831 | 325.8 | |
| 3 | 1'39.224 | 25.126 | 25.921 | 22.706 | 25.471 | 313.9 | |
| 4 | 1'34.552 | 22.050 | 25.231 | 22.215 | 25.056 | 325.8 | |
| 5 | 1'33.875 | 21.758 | 25.088 | 22.082 | 24.947 | 322.8 | |
| 6 | 1'33.296 | 21.688 | 24.882 | 22.004 | 24.722 | 322.8 | |
| 7 | 1'33.005 | 21.426 | 24.719 | 22.002 | 24.858 | 324.3 | |
| 8 | 1'32.780 | 21.328 | 24.776 | 21.900 | 24.776 | 322.8 | |
| 9 | 1'43.849 P | 23.568* | 26.597 | 23.396 | 30.288 | 321.3 | |

| | | | | | | | |
|----------------|-------------------|------------------------|------------------|----------------------|--------|-------|--|
| Run # 2 | <i>Front Tyre</i> | Slick-Medium | <i>Rear Tyre</i> | missing data | | | |
| | | <i>9 Laps at start</i> | | <i>Laps at start</i> | | | |
| 10 | 6'40.331 | 23.167 | 26.241 | 22.690 | 25.826 | | |
| 11 | 1'34.244 | 21.948 | 25.233 | 22.138 | 24.925 | 319.8 | |
| 12 | 1'33.521 | 21.695 | 24.961 | 22.163 | 24.702 | 322.8 | |
| 13 | 1'32.896 | 21.499 | 24.870 | 21.929 | 24.598 | 322.8 | |
| 14 | 1'32.862 * | 21.378* | 24.727 | 22.015* | 24.742 | 322.8 | |
| 15 | 1'32.331 | 21.314 | 24.563 | 21.877 | 24.577 | 322.8 | |
| 16 | 1'40.243 P | 23.194 | 25.236 | 22.311 | 29.502 | 322.8 | |

| | | | | | | | |
|----------------|-------------------|---------------------|------------------|-------------------|---------------|-------|--|
| Run # 3 | <i>Front Tyre</i> | Slick-Medium | <i>Rear Tyre</i> | Slick-Soft | | | |
| | | <i>New Tyre</i> | | <i>New Tyre</i> | | | |
| 17 | 9'09.415 | 24.964 | 26.247 | 22.427 | 27.566 | | |
| 18 | 1'32.821 | 21.514 | 24.847 | 21.858 | 24.602 | 321.3 | |
| 19 | 1'32.055 | 21.238 | 24.568 | 21.739 | 24.510 | 322.8 | |
| 20 | 1'31.820 | 21.045 | 24.472 | 21.743 | 24.560 | 322.8 | |
| 21 | 1'36.819 * | 21.000 | 24.623* | 23.443 | 27.753 | 321.3 | |

13th 21 **Franco MORBIDELLI** YAMAHA ITA
Monster Energy Yamaha MotoGP
Runs=3 Total laps=20 Full laps=11

| | | | | | | | |
|----------------|-------------------|-------------------|------------------|---------------------|---------|-------|--|
| Run # 1 | <i>Front Tyre</i> | Slick-Soft | <i>Rear Tyre</i> | Slick-Medium | | | |
| | | <i>New Tyre</i> | | <i>New Tyre</i> | | | |
| 1 | 1'52.480 | 28.581 | 28.107 | 24.895 | 27.362 | | |
| 2 | 1'35.574 * | 21.764 | 25.581 | 22.556 | 25.673* | 315.4 | |
| 3 | 1'33.531 | 21.371 | 24.909 | 22.273 | 24.978 | 315.4 | |

| | | | | | | | |
|----------------|-------------------|---------------------|------------------|-------------------------|--------|-------|--|
| Run # 3 | <i>Front Tyre</i> | Slick-Medium | <i>Rear Tyre</i> | Slick-Medium | | | |
| | | <i>New Tyre</i> | | <i>13 Laps at start</i> | | | |
| 14 | 8'54.933 | 24.551 | 26.274 | 22.495 | 25.085 | | |
| 15 | 1'32.786 | 21.130 | 24.875 | 21.979 | 24.802 | 315.4 | |
| 16 | 1'32.306 | 20.981 | 24.645 | 21.935 | 24.745 | 315.4 | |
| 17 | 1'32.319 | 20.909 | 24.665 | 21.960 | 24.785 | 316.8 | |
| 18 | 1'59.778 P | 28.766 | 30.845 | 24.253 | 35.914 | 316.8 | |

| | | | | | | | |
|----------------|-------------------|------------------------|------------------|-------------------------|--------|-------|--|
| Run # 4 | <i>Front Tyre</i> | Slick-Medium | <i>Rear Tyre</i> | Slick-Medium | | | |
| | | <i>5 Laps at start</i> | | <i>18 Laps at start</i> | | | |
| 19 | 2'52.949 | 25.976 | 26.182 | 22.468 | 24.864 | | |
| 20 | 1'31.842 | 20.865 | 24.637 | 21.743 | 24.597 | 318.3 | |

14th 73 **Alex MARQUEZ** HONDA SPA
LCR Honda CASTROL
Runs=2 Total laps=20 Full laps=13

| | | | | | | | |
|----------------|-------------------|---------------------|------------------|---------------------|--------|-------|--|
| Run # 1 | <i>Front Tyre</i> | Slick-Medium | <i>Rear Tyre</i> | Slick-Medium | | | |
| | | <i>New Tyre</i> | | <i>New Tyre</i> | | | |
| 1 | 1'53.603 | 28.318 | 28.332 | 24.974 | 28.950 | | |
| 2 | 1'36.233 | 22.131 | 25.860 | 22.770 | 25.472 | 318.3 | |
| 3 | 1'34.305 | 21.482 | 25.261 | 22.431 | 25.131 | 325.8 | |
| 4 | 1'33.225 | 21.111 | 24.995 | 22.260 | 24.859 | 322.8 | |
| 5 | 1'32.888 | 20.970 | 24.982 | 22.078 | 24.858 | 318.3 | |
| 6 | 1'32.615 * | 20.985* | 24.956 | 22.041 | 24.633 | 322.8 | |
| 7 | 1'45.184 P | 23.509 | 27.247 | 22.730 | 31.698 | 318.3 | |

| | | | | | | | |
|----------------|-------------------|------------------------|------------------|------------------------|--------|--------------|--|
| Run # 2 | <i>Front Tyre</i> | Slick-Medium | <i>Rear Tyre</i> | Slick-Medium | | | |
| | | <i>7 Laps at start</i> | | <i>7 Laps at start</i> | | | |
| 8 | 6'44.687 | 21.927 | 26.707 | 23.224 | 25.372 | | |
| 9 | 1'34.392 | 21.498 | 25.410 | 22.509 | 24.975 | 324.3 | |
| 10 | 1'32.776 | 21.054 | 24.944 | 22.127 | 24.651 | 321.3 | |
| 11 | 1'32.630 | 20.971 | 24.953 | 22.052 | 24.654 | 327.4 | |
| 12 | 1'35.285 | 21.008 | 24.921 | 24.075 | 25.281 | 321.3 | |
| 13 | 1'32.910 | 21.001 | 25.012 | 22.087 | 24.810 | 322.8 | |
| 14 | 1'39.231 P | 21.054 | 24.882 | 22.928* | 30.367 | 324.3 | |

| | | | | | | | |
|----------------|-------------------|---------------------|------------------|-------------------|---------------|-------|--|
| Run # 3 | <i>Front Tyre</i> | Slick-Medium | <i>Rear Tyre</i> | Slick-Soft | | | |
| | | <i>New Tyre</i> | | <i>New Tyre</i> | | | |
| 15 | 10'10.850 | 24.520 | 26.691 | 23.286 | 25.065 | | |
| 16 | 1'33.368 | 21.147 | 25.103 | 22.311 | 24.807 | 325.8 | |
| 17 | 1'32.093 | 20.915 | 24.667 | 22.006 | 24.505 | 322.8 | |
| 18 | 1'31.524 * | 20.764 | 24.510* | 21.847 | 24.403 | 325.8 | |
| 19 | 1'39.111 | 22.727 | 27.281 | 23.938 | 25.165 | 324.3 | |
| 20 | 1'31.852 | 20.907 | 24.619 | 21.864 | 24.462 | 324.3 | |

Fastest Lap: Jack MILLER Ducati Lenovo Team AUS **1'30.927** 20.711 24.336 21.563 24.317

These data/results cannot be reproduced, stored and/or transmitted in whole or in part by any manner of electronic, mechanical, photocopying, recording, broadcasting or otherwise now known or herein after developed without the previous express consent by the copyright owner, except for reproduction in daily press and regular printed publications on sale to the public within 60 days of the event related to those data/results and always provided that copyright symbol appears together as follows below.
© DORNA, 2021



Free Practice Nr. 2

MotoGP

| Lap | Lap Time | T1 | T2 | T3 | T4 | Speed | Lap | Lap Time | T1 | T2 | T3 | T4 | Speed | | | | |
|-------------|-----------|-----------------------------|-----------------|------------|-----------------|-----------|-----------------|--------------|----|-----------------|--------|------------|--------|---------|--------|--------|-------|
| 15th | 9 | Danilo PETRUCCI | | | | | KTM | ITA | 16 | 1'32.159 | 20.842 | 24.725 | 22.030 | 24.562 | 318.3 | | |
| | | Tech 3 KTM Factory Racing | | | | | | | 17 | 1'32.098 | 20.833 | 24.676 | 21.999 | 24.590 | 318.3 | | |
| | | Runs=3 | | | Total laps=21 | | | Full laps=14 | | | 18 | 1'51.760 * | 20.845 | 24.812* | 40.465 | 25.638 | 318.3 |
| | | Run # | 1 | Front Tyre | Slick-Medium | Rear Tyre | Slick-Medium | | | | | | | | | | |
| | | | | | New Tyre | | New Tyre | | | | | | | | | | |
| | | 1 | 1'58.495 | 22.486 | 26.950 | 23.419 | 26.096 | | | | | | | | | | |
| | | 2 | 1'35.719 | 22.023 | 25.669 | 22.668 | 25.359 | 316.8 | | | | | | | | | |
| | | 3 | 1'34.962 | 21.871 | 25.356 | 22.461 | 25.274 | 319.8 | | | | | | | | | |
| 16th | 27 | Iker LECUONA | | | | | KTM | SPA | | | | | | | | | |
| | | Tech 3 KTM Factory Racing | | | | | | | | | | | | | | | |
| | | Runs=2 | | | Total laps=18 | | | Full laps=11 | | | | | | | | | |
| | | Run # | 1 | Front Tyre | Slick-Medium | Rear Tyre | Slick-Medium | | | | | | | | | | |
| | | | | | New Tyre | | New Tyre | | | | | | | | | | |
| | | 1 | 1'54.889 | 22.920 | 27.212 | 23.148 | 26.221 | | | | | | | | | | |
| | | 2 | 1'35.361 | 21.948 | 25.437 | 22.599 | 25.377 | 315.4 | | | | | | | | | |
| | | 3 | 1'34.055 | 21.444 | 24.960 | 22.511 | 25.140 | 330.5 | | | | | | | | | |
| 17th | 88 | Miguel OLIVEIRA | | | | | KTM | POR | | | | | | | | | |
| | | Red Bull KTM Factory Racing | | | | | | | | | | | | | | | |
| | | Runs=2 | | | Total laps=21 | | | Full laps=16 | | | | | | | | | |
| | | Run # | 1 | Front Tyre | Slick-Medium | Rear Tyre | Slick-Medium | | | | | | | | | | |
| | | | | | New Tyre | | New Tyre | | | | | | | | | | |
| | | 1 | 2'12.450 | 24.247 | 27.967 | 24.146 | 26.434 | | | | | | | | | | |
| | | 2 | 1'36.698 | 22.484 | 25.820 | 22.857 | 25.537 | 313.9 | | | | | | | | | |
| | | 3 | 1'34.924 | 21.807 | 25.526 | 22.391 | 25.200 | 324.3 | | | | | | | | | |
| 18th | 12 | Maverick VIÑALES | | | | | APRILIA | SPA | | | | | | | | | |
| | | Aprilia Racing Team Gresini | | | | | | | | | | | | | | | |
| | | Runs=3 | | | Total laps=16 | | | Full laps=9 | | | | | | | | | |
| | | Run # | 1 | Front Tyre | Slick-Medium | Rear Tyre | Slick-Medium | | | | | | | | | | |
| | | | | | New Tyre | | New Tyre | | | | | | | | | | |
| | | 1 | 2'07.211 | 23.179 | 27.392 | 25.530 | 26.771 | | | | | | | | | | |
| | | 2 | 1'36.878 | 22.863 | 25.624 | 22.895 | 25.496 | 321.3 | | | | | | | | | |
| | | 3 | 1'35.202 | 21.714 | 25.355 | 22.705 | 25.428 | 322.8 | | | | | | | | | |

Fastest Lap: Jack MILLER Ducati Lenovo Team AUS **1'30.927** 20.711 24.336 21.563 24.317

These data/results cannot be reproduced, stored and/or transmitted in whole or in part by any manner of electronic, mechanical, photocopying, recording, broadcasting or otherwise now known or herein after developed without the previous express consent by the copyright owner, except for reproduction in daily press and regular printed publications on sale to the public within 60 days of the event related to those data/results and always provided that copyright symbol appears together as follows below.
© DORNA, 2021



Free Practice Nr. 2

MotoGP

| Lap | Lap Time | T1 | T2 | T3 | T4 | Speed | Lap | Lap Time | T1 | T2 | T3 | T4 | Speed |
|---------|------------|--------------|-----------|------------|--------|-------|-----|------------|--------|----------|--------|--------|-------|
| Run # 4 | Front Tyre | Slick-Medium | Rear Tyre | Slick-Soft | | | 16 | 1'33.374 | 21.444 | 25.031 | 22.055 | 24.844 | 319.8 |
| | | New Tyre | | New Tyre | | | 17 | 1'32.505 | 21.041 | 24.780 | 22.006 | 24.678 | 319.8 |
| 13 | 10'16.920 | 22.586 | 25.884 | 22.581 | 24.833 | | 18 | 1'32.229 | 20.950 | 24.650 | 21.982 | 24.647 | 319.8 |
| 14 | 1'32.214 | 21.022 | 24.643 | 21.978 | 24.571 | 321.3 | 19 | 1'40.345 * | 24.314 | 27.437 * | 22.964 | 25.630 | 319.8 |
| 15 | 1'32.322 | 20.911 | 24.642 | 21.994 | 24.775 | 319.8 | | | | | | | |
| 16 | 1'32.636 | 21.054 | 24.742 | 22.210 | 24.630 | 321.3 | | | | | | | |

19th 23 Enea BASTIANINI DUCATI ITA
Avintia Esponsorama
Runs=2 Total laps=15 Full laps=9

| Run # | 1 | Front Tyre | Slick-Soft | Rear Tyre | Slick-Medium | Speed |
|-------|------------|------------|------------|-----------|--------------|-------|
| | | | New Tyre | | New Tyre | |
| 1 | 6'41.128 | 24.064 | 28.085 | 26.355 | 26.289 | |
| 2 | 1'36.078 | 22.391 | 25.955 | 22.905 | 24.827 | 319.8 |
| 3 | 1'33.835 * | 21.657 * | 25.252 | 22.171 | 24.755 | 324.3 |
| 4 | 1'33.461 | 21.249 | 24.974 | 22.319 | 24.919 | 324.3 |
| 5 | 1'36.272 * | 23.745 * | 25.420 | 22.152 | 24.955 | 321.3 |
| 6 | 1'34.908 | 22.647 | 25.100 | 22.174 | 24.987 | 321.3 |
| 7 | 1'33.092 | 21.289 | 24.914 | 22.029 | 24.860 | 321.3 |
| 8 | 1'38.677 P | 21.729 | 25.460 | 22.357 | 29.131 | 325.8 |

Run # 2 Front Tyre Slick-Medium Rear Tyre Slick-Medium
New Tyre 8 Laps at start

| | | | | | | |
|---------|------------|--------------|-----------|------------|--------|-------|
| 9 | 8'05.556 | 24.152 | 26.586 | 22.906 | 25.367 | |
| | unfinished | | | | | 322.8 |
| Run # 3 | Front Tyre | Slick-Medium | Rear Tyre | Slick-Soft | | |
| | | New Tyre | | New Tyre | | |
| 10 | 1'39.229 * | 23.728 * | 26.979 | 23.050 | 25.472 | |
| 11 | 1'46.482 | 21.638 | 25.873 | 34.055 | 24.916 | 318.3 |
| 12 | 1'33.043 | 21.178 | 24.943 | 22.117 | 24.805 | 321.3 |
| 13 | 1'32.504 | 20.990 | 24.794 | 22.041 | 24.679 | 316.8 |
| 14 | 1'32.219 | 21.004 | 24.666 | 21.901 | 24.648 | 321.3 |

20th 10 Luca MARINI DUCATI ITA
SKY VR46 Avintia
Runs=2 Total laps=19 Full laps=12

| Run # | 1 | Front Tyre | Slick-Soft | Rear Tyre | Slick-Medium | Speed |
|-------|------------|------------|------------|-----------|--------------|-------|
| | | | New Tyre | | New Tyre | |
| 1 | 2'07.548 | 22.984 | 28.421 | 25.254 | 27.611 | |
| 2 | 1'38.795 | 22.929 | 26.258 | 23.522 | 26.086 | 318.3 |
| 3 | 1'36.545 | 22.353 | 25.895 | 22.875 | 25.422 | 318.3 |
| 4 | 1'35.160 | 21.861 | 25.553 | 22.625 | 25.121 | 318.3 |
| 5 | 1'34.254 | 21.501 | 25.247 | 22.410 | 25.096 | 318.3 |
| 6 | 1'40.873 | 24.810 | 26.365 | 22.756 | 26.942 | 318.3 |
| 7 | 1'38.517 P | 22.121 | 25.376 | 22.432 | 28.588 | 319.8 |

Run # 2 Front Tyre Slick-Medium Rear Tyre Slick-Medium
New Tyre 7 Laps at start

| | | | | | | |
|----|------------|----------|--------|----------|--------|-------|
| 8 | 9'46.487 | 23.561 | 26.398 | 22.924 | 25.427 | |
| 9 | 1'34.751 | 21.847 | 25.428 | 22.456 | 25.020 | 318.3 |
| 10 | 1'33.837 | 21.687 | 25.086 | 22.205 | 24.859 | 319.8 |
| 11 | 1'32.909 | 21.319 | 24.821 | 22.105 | 24.664 | 318.3 |
| 12 | 1'34.039 * | 21.333 * | 24.878 | 22.372 * | 25.456 | 319.8 |
| 13 | 1'33.351 | 21.379 | 24.915 | 22.230 | 24.827 | 319.8 |
| 14 | 1'44.320 P | 22.696 | 26.705 | 24.497 | 30.422 | 316.8 |

Run # 3 Front Tyre Slick-Medium Rear Tyre Slick-Soft
New Tyre New Tyre

| | | | | | | |
|----|----------|--------|--------|--------|--------|--|
| 15 | 9'09.325 | 25.669 | 26.688 | 22.794 | 25.207 | |
|----|----------|--------|--------|--------|--------|--|

21st 46 Valentino ROSSI YAMAHA ITA
Petronas Yamaha SRT
Runs=2 Total laps=19 Full laps=14

| Run # | 1 | Front Tyre | Slick-Soft | Rear Tyre | Slick-Medium | Speed |
|-------|------------|------------|------------|-----------|--------------|-------|
| | | | New Tyre | | New Tyre | |
| 1 | 1'56.242 | 22.801 | 26.866 | 23.186 | 26.228 | |
| 2 | 1'35.805 | 22.253 | 25.572 | 22.659 | 25.321 | 316.8 |
| 3 | 1'35.708 | 22.532 | 25.321 | 22.567 | 25.288 | 319.8 |
| 4 | 1'34.523 | 21.924 | 25.099 | 22.313 | 25.187 | 318.3 |
| 5 | 1'38.838 | 25.510 | 25.805 | 22.433 | 25.090 | 321.3 |
| 6 | 1'33.760 | 21.756 | 24.907 | 22.173 | 24.924 | 318.3 |
| 7 | 1'39.003 | 26.259 | 25.458 | 22.300 | 24.986 | 318.3 |
| 8 | 1'36.953 P | 21.680 | 25.075 | 22.113 | 28.085 | 316.8 |

Run # 2 Front Tyre Slick-Medium Rear Tyre Slick-Medium
New Tyre 8 Laps at start

| | | | | | | |
|----|------------|--------|--------|--------|--------|-------|
| 9 | 7'18.616 | 23.906 | 27.512 | 23.332 | 25.492 | |
| 10 | 1'35.525 | 22.377 | 25.616 | 22.422 | 25.110 | 316.8 |
| 11 | 1'35.968 | 23.485 | 25.341 | 22.188 | 24.954 | 318.3 |
| 12 | 1'33.016 | 21.350 | 24.875 | 22.116 | 24.675 | 324.3 |
| 13 | 1'33.002 | 21.308 | 24.798 | 22.079 | 24.817 | 319.8 |
| 14 | 1'42.865 P | 22.933 | 28.375 | 23.373 | 28.184 | 319.8 |

Run # 3 Front Tyre Slick-Medium Rear Tyre Slick-Soft
New Tyre New Tyre

| | | | | | | |
|----|-----------|--------|--------|--------|--------|-------|
| 15 | 10'24.441 | 22.771 | 27.853 | 24.184 | 26.393 | |
| 16 | 1'33.015 | 21.605 | 24.892 | 21.882 | 24.636 | 316.8 |
| 17 | 1'32.285 | 21.240 | 24.633 | 21.879 | 24.533 | 318.3 |
| 18 | 1'33.090 | 21.222 | 24.723 | 22.054 | 25.091 | 318.3 |
| 19 | 1'32.720 | 21.232 | 24.603 | 22.105 | 24.780 | 318.3 |

Fastest Lap: Jack MILLER Ducati Lenovo Team AUS 1'30.927 20.711 24.336 21.563 24.317

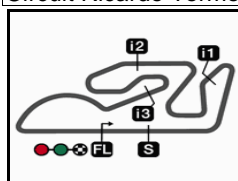
These data/results cannot be reproduced, stored and/or transmitted in whole or in part by any manner of electronic, mechanical, photocopying, recording, broadcasting or otherwise now known or herein after developed without the previous express consent by the copyright owner, except for reproduction in daily press and regular printed publications on sale to the public within 60 days of the event related to those data/results and always provided that copyright symbol appears together as follows below.
© DORNA, 2021

Official MotoGP Timing by TISSOT
www.motogp.com

Cheste, Friday, November 12, 2021

Page 6 of 6





4005 m.

GRAN PREMIO MOTUL DE LA COMUNITAT VALENCIANA

Free Practice Nr. 2

Best Partial Times

MotoGP™

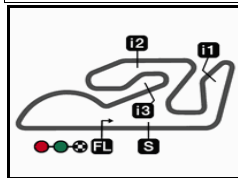
IT Ideal Lap Time, sum of the best partial times

BT Best Lap Time

| T1 | | T2 | | T3 | | T4 | | | | IT | | BT | |
|-----|--------------|--------|--------------|--------|--------------|--------|--------------|--------|-----|--------------|----------|----------|------|
| Pos | Rider | Time | Rider | Time | Rider | Time | Rider | Time | Pos | Rider | IT | BT | |
| 1 | F.BAGNAIA | 20.652 | P.ESPARGARO | 24.272 | F.BAGNAIA | 21.542 | P.ESPARGARO | 24.212 | 1 | F.BAGNAIA | 1'30.764 | 1'30.995 | (3) |
| 2 | J.MILLER | 20.711 | F.BAGNAIA | 24.324 | J.MILLER | 21.563 | F.BAGNAIA | 24.246 | 2 | P.ESPARGAR | 1'30.864 | 1'30.939 | (2) |
| 3 | B.BINDER | 20.728 | J.MILLER | 24.336 | A.RINS | 21.645 | J.MILLER | 24.317 | 3 | J.MILLER | 1'30.927 | 1'30.927 | (1) |
| 4 | J.MARTIN | 20.732 | F.QUARTARARO | 24.391 | P.ESPARGARO | 21.645 | J.MARTIN | 24.347 | 4 | A.RINS | 1'31.308 | 1'31.336 | (4) |
| 5 | P.ESPARGARO | 20.735 | J.ZARCO | 24.414 | J.MIR | 21.671 | T.NAKAGAMI | 24.389 | 5 | B.BINDER | 1'31.327 | 1'31.521 | (8) |
| 6 | A.MARQUEZ | 20.764 | A.RINS | 24.429 | T.NAKAGAMI | 21.674 | B.BINDER | 24.394 | 6 | J.MARTIN | 1'31.344 | 1'31.396 | (5) |
| 7 | A.RINS | 20.798 | A.DOVIZIOSO | 24.468 | B.BINDER | 21.714 | A.MARQUEZ | 24.403 | 7 | T.NAKAGAMI | 1'31.427 | 1'31.427 | (6) |
| 8 | D.PETRUCCI | 20.818 | A.ESPARGARO | 24.472 | J.MARTIN | 21.715 | J.MIR | 24.417 | 8 | J.ZARCO | 1'31.502 | 1'31.603 | (10) |
| 9 | I.LECUONA | 20.833 | J.MIR | 24.483 | A.ESPARGARO | 21.739 | A.RINS | 24.436 | 9 | J.MIR | 1'31.513 | 1'31.513 | (7) |
| 10 | J.ZARCO | 20.845 | B.BINDER | 24.491 | A.DOVIZIOSO | 21.741 | J.ZARCO | 24.458 | 10 | A.DOVIZIOSO | 1'31.597 | 1'31.597 | (9) |
| 11 | F.MORBIDELLI | 20.845 | T.NAKAGAMI | 24.492 | F.MORBIDELLI | 21.743 | A.DOVIZIOSO | 24.463 | 11 | A.MARQUEZ | 1'31.633 | 1'31.852 | (14) |
| 12 | T.NAKAGAMI | 20.872 | J.MARTIN | 24.550 | F.QUARTARARO | 21.761 | F.QUARTARARO | 24.509 | 12 | F.QUARTARAR | 1'31.706 | 1'31.708 | (11) |
| 13 | M.VIÑALES | 20.911 | F.MORBIDELLI | 24.582 | J.ZARCO | 21.785 | A.ESPARGARO | 24.510 | 13 | A.ESPARGAR | 1'31.721 | 1'31.820 | (12) |
| 14 | A.DOVIZIOSO | 20.925 | V.ROSSI | 24.603 | D.PETRUCCI | 21.795 | D.PETRUCCI | 24.531 | 14 | F.MORBIDELLI | 1'31.729 | 1'31.832 | (13) |
| 15 | J.MIR | 20.942 | A.MARQUEZ | 24.619 | A.MARQUEZ | 21.847 | V.ROSSI | 24.533 | 15 | D.PETRUCCI | 1'31.832 | 1'32.083 | (15) |
| 16 | M.OLIVEIRA | 20.944 | M.VIÑALES | 24.642 | V.ROSSI | 21.879 | M.OLIVEIRA | 24.553 | 16 | I.LECUONA | 1'32.004 | 1'32.098 | (16) |
| 17 | L.MARINI | 20.950 | L.MARINI | 24.650 | E.BASTIANINI | 21.901 | F.MORBIDELLI | 24.559 | 17 | M.OLIVEIRA | 1'32.073 | 1'32.208 | (17) |
| 18 | E.BASTIANINI | 20.990 | E.BASTIANINI | 24.666 | M.OLIVEIRA | 21.903 | I.LECUONA | 24.562 | 18 | M.VIÑALES | 1'32.102 | 1'32.214 | (18) |
| 19 | A.ESPARGARO | 21.000 | M.OLIVEIRA | 24.673 | I.LECUONA | 21.933 | M.VIÑALES | 24.571 | 19 | E.BASTIANINI | 1'32.205 | 1'32.219 | (19) |
| 20 | F.QUARTARARO | 21.045 | I.LECUONA | 24.676 | M.VIÑALES | 21.978 | L.MARINI | 24.647 | 20 | L.MARINI | 1'32.229 | 1'32.229 | (20) |
| 21 | V.ROSSI | 21.222 | D.PETRUCCI | 24.688 | L.MARINI | 21.982 | E.BASTIANINI | 24.648 | 21 | V.ROSSI | 1'32.237 | 1'32.285 | (21) |

These data/results cannot be reproduced, stored and/or transmitted in whole or in part by any manner of electronic, mechanical, photocopying, recording, broadcasting or otherwise now known or herein after developed without the previous express consent by the copyright owner, except for reproduction in daily press and regular printed publications on sale to the public within 60 days of the event related to those data/results and always provided that copyright symbol appears together as follows below.
© DORNA, 2021






4005 m.

MotoGP™

GRAN PREMIO MOTUL DE LA COMUNITAT VALENCIANA

Free Practice Nr. 2

Fastest Laps Sequence

| <i>Practice Time</i> |  <i>Rider</i> | <i>Nation</i> | <i>Motorcycle</i> | <i>Time</i> | <i>Km/h</i> | <i>Rider's Lap</i> |
|----------------------|--|---------------|-------------------|-------------|-------------|--------------------|
| 3'28.634 | 30 Takaaki NAKAGAMI | JPN | HONDA | 1'35.456 | 151.0 | 2 |
| 3'30.250 | 27 Iker LECUONA | SPA | KTM | 1'35.361 | 151.1 | 2 |
| 3'30.486 | 44 Pol ESPARGARO | SPA | HONDA | 1'34.510 | 152.5 | 2 |
| 5'01.585 | 21 Franco MORBIDELLI | ITA | YAMAHA | 1'33.531 | 154.1 | 3 |
| 5'01.761 | 30 Takaaki NAKAGAMI | JPN | HONDA | 1'33.127 | 154.8 | 3 |
| 6'34.179 | 21 Franco MORBIDELLI | ITA | YAMAHA | 1'32.594 | 155.7 | 4 |
| 8'11.444 | 44 Pol ESPARGARO | SPA | HONDA | 1'32.467 | 155.9 | 5 |
| 10'13.766 | 63 Francesco BAGNAIA | ITA | DUCATI | 1'32.379 | 156.0 | 6 |
| 13'18.702 | 63 Francesco BAGNAIA | ITA | DUCATI | 1'32.248 | 156.2 | 8 |
| 22'31.762 | 21 Franco MORBIDELLI | ITA | YAMAHA | 1'31.832 | 157.0 | 11 |
| 39'42.510 | 43 Jack MILLER | AUS | DUCATI | 1'31.409 | 157.7 | 16 |
| 41'51.090 | 63 Francesco BAGNAIA | ITA | DUCATI | 1'31.400 | 157.7 | 17 |
| 42'57.103 | 44 Pol ESPARGARO | SPA | HONDA | 1'31.183 | 158.1 | 18 |
| 43'22.224 | 63 Francesco BAGNAIA | ITA | DUCATI | 1'31.134 | 158.2 | 18 |
| 44'26.752 | 43 Jack MILLER | AUS | DUCATI | 1'30.927 | 158.5 | 19 |

These data/results cannot be reproduced, stored and/or transmitted in whole or in part by any manner of electronic, mechanical, photocopying, recording, broadcasting or otherwise now known or herein after developed without the previous express consent by the copyright owner, except for reproduction in daily press and regular printed publications on sale to the public within 60 days of the event related to those data/results and always provided that copyright symbol appears together as follows below.

© DORNA, 2021

Official MotoGP Timing by TISSOT
www.motogp.com

Cheste, Friday, November 12, 2021

