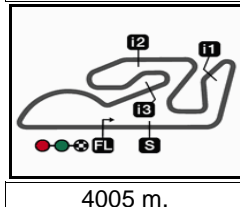


## GRAN PREMIO MOTUL DE LA COMUNITAT VALENCIANA

## Free Practice Nr. 3

## Classification

10



4005 m.

	Rider	Nation	Team	Motorcycle	Time	Lap Total	Gap	Top Speed
1	41 Aleix ESPARGARO	SPA	Aprilia Racing Team Gresini	APRILIA	<b>1'30.529</b>	16 17		<b>327.4</b>
2	43 Jack MILLER	AUS	Ducati Lenovo Team	DUCATI	<b>1'30.547</b>	16 21	0.018 0.018	<b>333.7</b>
3	21 Franco MORBIDELLI	ITA	Monster Energy Yamaha MotoGP	YAMAHA	<b>1'30.614</b>	18 20	0.085 0.067	<b>322.8</b>
4	63 Francesco BAGNAIA	ITA	Ducati Lenovo Team	DUCATI	<b>1'30.652</b>	21 21	0.123 0.038	<b>328.9</b>
5	89 Jorge MARTIN	SPA	Pramac Racing	DUCATI	<b>1'30.714</b>	18 20	0.185 0.062	<b>330.5</b>
6	36 Joan MIR	SPA	Team SUZUKI ECSTAR	SUZUKI	<b>1'30.762</b>	20 21	0.233 0.048	<b>327.4</b>
7	30 Takaaki NAKAGAMI	JPN	LCR Honda IDEMITSU	HONDA	<b>1'30.777</b>	16 20	0.248 0.015	<b>332.1</b>
8	5 Johann ZARCO	FRA	Pramac Racing	DUCATI	<b>1'30.786</b>	21 23	0.257 0.009	<b>328.9</b>
9	20 Fabio QUARTARARO	FRA	Monster Energy Yamaha MotoGP	YAMAHA	<b>1'30.791</b>	21 23	0.262 0.005	<b>322.8</b>
10	46 Valentino ROSSI	ITA	Petronas Yamaha SRT	YAMAHA	<b>1'30.825</b>	20 22	0.296 0.034	<b>322.8</b>
11	42 Alex RINS	SPA	Team SUZUKI ECSTAR	SUZUKI	<b>1'30.866</b>	21 22	0.337 0.041	<b>327.4</b>
12	33 Brad BINDER	RSA	Red Bull KTM Factory Racing	KTM	<b>1'30.893</b>	20 21	0.364 0.027	<b>328.9</b>
13	27 Iker LECUONA	SPA	Tech 3 KTM Factory Racing	KTM	<b>1'31.112</b>	19 20	0.583 0.219	<b>322.8</b>
14	10 Luca MARINI	ITA	SKY VR46 Avintia	DUCATI	<b>1'31.135</b>	16 20	0.606 0.023	<b>324.3</b>
15	73 Alex MARQUEZ	SPA	LCR Honda CASTROL	HONDA	<b>1'31.152</b>	22 23	0.623 0.017	<b>332.1</b>
16	9 Danilo PETRUCCI	ITA	Tech 3 KTM Factory Racing	KTM	<b>1'31.217</b>	19 20	0.688 0.065	<b>319.8</b>
17	12 Maverick VIÑALES	SPA	Aprilia Racing Team Gresini	APRILIA	<b>1'31.239</b>	18 19	0.710 0.022	<b>327.4</b>
18	4 Andrea DOVIZIOSO	ITA	Petronas Yamaha SRT	YAMAHA	<b>1'31.377</b>	21 22	0.848 0.138	<b>322.8</b>
19	88 Miguel OLIVEIRA	POR	Red Bull KTM Factory Racing	KTM	<b>1'31.388</b>	20 21	0.859 0.011	<b>327.4</b>
20	23 Enea BASTIANINI	ITA	Avintia Esponsorama	DUCATI	<b>1'31.389</b>	17 18	0.860 0.001	<b>330.5</b>
21	44 Pol ESPARGARO	SPA	Repsol Honda Team	HONDA	<b>1'31.495</b>	10 14	0.966 0.106	<b>328.9</b>

Practice condition: **Dry**Air: **15°**Humidity: **78%**Ground: **14°**

<b>Fastest Lap:</b>	Lap: 16	<b>Aleix ESPARGARO</b>	<b>1'30.529</b>	159.2 Km/h
<b>Best Race Lap:</b>	2019	<b>Marc MARQUEZ</b>	<b>1'31.116</b>	158.2 Km/h
<b>All Time Lap Record:</b>	2016	<b>Jorge LORENZO</b>	<b>1'29.401</b>	161.2 Km/h

The results are provisional until the end of the limit for protest and appeals.

Time limit for protest expires 30' after publication of the results - ..... Time: .....

These data/results cannot be reproduced, stored and/or transmitted in whole or in part by any manner of electronic, mechanical, photocopying, recording, broadcasting or otherwise now known or herein after developed without the previous express consent by the copyright owner, except for reproduction in daily press and regular printed publications on sale to the public within 60 days of the event related to those data/results and always provided that copyright symbol appears together as follows below.

© DORNA, 2021

Official MotoGP Timing by TISSOT  
www.motogp.com

Cheste, Saturday, November 13, 2021



## GRAN PREMIO MOTUL DE LA COMUNITAT VALENCIANA

## Free Practice Nr. 3

## Combined Free Practice Times

11



	Rider	Nation	Team	MOTORCYCLE	FP1	FP2	FP3	Gap
1	41 A.ESPARGARO	SPA	Aprilia Racing Team Gresini	APRILIA	1'41.889 14	1'31.820 20	<b>1'30.529</b> 16	
2	43 J.MILLER	AUS	Ducati Lenovo Team	DUCATI	1'40.724 11	1'30.927 19	<b>1'30.547</b> 16	0.018 0.018
3	21 F.MORBIDELLI	ITA	Monster Energy Yamaha MotoGP	YAMAHA	1'41.200 15	1'31.832 11	<b>1'30.614</b> 18	0.085 0.067
4	63 F.BAGNAIA	ITA	Ducati Lenovo Team	DUCATI	1'41.015 13	1'30.995 19	<b>1'30.652</b> 21	0.123 0.038
5	89 J.MARTIN	SPA	Pramac Racing	DUCATI	1'41.547 17	1'31.396 17	<b>1'30.714</b> 18	0.185 0.062
6	36 J.MIR	SPA	Team SUZUKI ECSTAR	SUZUKI	1'40.943 16	1'31.513 19	<b>1'30.762</b> 20	0.233 0.048
7	30 T.NAKAGAMI	JPN	LCR Honda IDEMITSU	HONDA	1'41.486 19	1'31.427 20	<b>1'30.777</b> 16	0.248 0.015
8	5 J.ZARCO	FRA	Pramac Racing	DUCATI	1'40.940 20	1'31.603 20	<b>1'30.786</b> 21	0.257 0.009
9	20 F.QUARTARARO	FRA	Monster Energy Yamaha MotoGP	YAMAHA	1'42.081 20	1'31.708 16	<b>1'30.791</b> 21	0.262 0.005
10	46 V.ROSSI	ITA	Petronas Yamaha SRT	YAMAHA	1'52.981 3	1'32.285 17	<b>1'30.825</b> 20	0.296 0.034
11	42 A.RINS	SPA	Team SUZUKI ECSTAR	SUZUKI	1'41.512 16	1'31.336 19	<b>1'30.866</b> 21	0.337 0.041
12	33 B.BINDER	RSA	Red Bull KTM Factory Racing	KTM	1'42.168 18	1'31.521 20	<b>1'30.893</b> 20	0.364 0.027
13	44 P.ESPARGARO	SPA	Repsol Honda Team	HONDA	1'41.300 18	<b>1'30.939</b> 19	1'31.495 10	0.410 0.046
14	27 I.LECUONA	SPA	Tech 3 KTM Factory Racing	KTM	1'40.569 17	1'32.098 17	<b>1'31.112</b> 19	0.583 0.173
15	10 L.MARINI	ITA	SKY VR46 Avintia	DUCATI	1'41.104 13	1'32.229 18	<b>1'31.135</b> 16	0.606 0.023
16	73 A.MARQUEZ	SPA	LCR Honda CASTROL	HONDA	1'42.158 16	1'31.852 20	<b>1'31.152</b> 22	0.623 0.017
17	9 D.PETRUCCI	ITA	Tech 3 KTM Factory Racing	KTM	1'42.438 6	1'32.083 19	<b>1'31.217</b> 19	0.688 0.065
18	12 M.VIÑALES	SPA	Aprilia Racing Team Gresini	APRILIA	1'42.767 14	1'32.214 14	<b>1'31.239</b> 18	0.710 0.022
19	4 A.DOVIZIOSO	ITA	Petronas Yamaha SRT	YAMAHA	1'42.182 12	1'31.597 19	<b>1'31.377</b> 21	0.848 0.138
20	88 M.OLIVEIRA	POR	Red Bull KTM Factory Racing	KTM	1'40.730 19	1'32.208 19	<b>1'31.388</b> 20	0.859 0.011
21	23 E.BASTIANINI	ITA	Avintia Esponsorama	DUCATI	1'41.974 11	1'32.219 14	<b>1'31.389</b> 17	0.860 0.001

<b>Pole Position Record:</b>	2016	<b>Jorge LORENZO</b>	<b>1'29.401</b>	161.2 Km/h
<b>Best Race Lap:</b>	2019	<b>Marc MARQUEZ</b>	<b>1'31.116</b>	158.2 Km/h
<b>All Time Lap Record:</b>	2016	<b>Jorge LORENZO</b>	<b>1'29.401</b>	161.2 Km/h

The results are provisional until the end of the limit for protest and appeals.

Time limit for protest expires 60' after publication of the results - ..... Time: .....

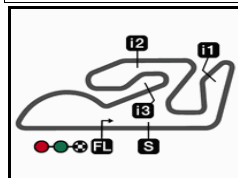
These data/results cannot be reproduced, stored and/or transmitted in whole or in part by any manner of electronic, mechanical, photocopying, recording, broadcasting or otherwise now known or herein after developed without the previous express consent by the copyright owner, except for reproduction in daily press and regular printed publications on sale to the public within 60 days of the event related to those data/results and always provided that copyright symbol appears together as follows below.

© DORNA, 2021

Official MotoGP Timing by TISSOT  
www.motogp.com

Cheste, Saturday, November 13, 2021





4005 m.

## GRAN PREMIO MOTUL DE LA COMUNITAT VALENCIANA

## Free Practice Nr. 3

## Top Speed &amp; Average

12



Rider	Nation	Motorcycle	Top 5 speeds					Average	Top
43 Jack MILLER	AUS	DUCATI	333.7	332.1	330.5	330.5	328.9	329.8	333.7
30 Takaaki NAKAGAMI	JPN	HONDA	332.1	328.9	327.4	325.8	325.8	328.0	332.1
73 Alex MARQUEZ	SPA	HONDA	332.1	330.5	328.9	327.4	325.8	328.4	332.1
23 Enea BASTIANINI	ITA	DUCATI	330.5	327.4	327.4	325.8	325.8	327.1	330.5
89 Jorge MARTIN	SPA	DUCATI	330.5	328.9	327.4	327.4	327.4	328.3	330.5
5 Johann ZARCO	FRA	DUCATI	328.9	328.9	328.9	328.9	328.9	328.9	328.9
33 Brad BINDER	RSA	KTM	328.9	327.4	325.8	325.8	324.3	325.6	328.9
44 Pol ESPARGARO	SPA	HONDA	328.9	327.4	325.8	324.3	324.3	325.6	328.9
63 Francesco BAGNAIA	ITA	DUCATI	328.9	324.3	324.3	324.3	324.3	324.7	328.9
12 Maverick VIÑALES	SPA	APRILIA	327.4	327.4	325.8	325.8	324.3	325.8	327.4
36 Joan MIR	SPA	SUZUKI	327.4	325.8	325.8	322.8	322.8	324.6	327.4
41 Aleix ESPARGARO	SPA	APRILIA	327.4	327.4	325.8	325.8	324.3	326.1	327.4
42 Alex RINS	SPA	SUZUKI	327.4	322.8	322.8	321.3	321.3	322.2	327.4
88 Miguel OLIVEIRA	POR	KTM	327.4	325.8	325.8	325.8	324.3	325.4	327.4
10 Luca MARINI	ITA	DUCATI	324.3	324.3	322.8	322.8	321.3	322.1	324.3
4 Andrea DOVIZIOSO	ITA	YAMAHA	322.8	318.3	318.3	318.3	318.3	319.1	322.8
20 Fabio QUARTARARO	FRA	YAMAHA	322.8	321.3	321.3	321.3	319.8	320.6	322.8
21 Franco MORBIDELLI	ITA	YAMAHA	322.8	321.3	319.8	319.8	319.8	320.7	322.8
27 Iker LECUONA	SPA	KTM	322.8	321.3	321.3	321.3	321.3	321.5	322.8
46 Valentino ROSSI	ITA	YAMAHA	322.8	321.3	321.3	321.3	321.3	321.6	322.8
9 Danilo PETRUCCI	ITA	KTM	319.8	318.3	318.3	318.3	318.3	318.6	319.8

These data/results cannot be reproduced, stored and/or transmitted in whole or in part by any manner of electronic, mechanical, photocopying, recording, broadcasting or otherwise now known or herein after developed without the previous express consent by the copyright owner, except for reproduction in daily press and regular printed publications on sale to the public within 60 days of the event related to those data/results and always provided that copyright symbol appears together as follows below.

© DORNA, 2021

Official MotoGP Timing by TISSOT  
www.motogp.com



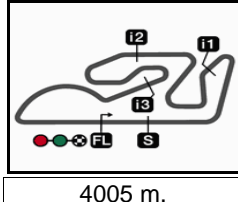
Cheste, Saturday, November 13, 2021

## GRAN PREMIO MOTUL DE LA COMUNITAT VALENCIANA

## Free Practice Nr. 3

## Chronological Analysis of Performances

13



4005 m.

\* Lap / Sector time cancelled

T1 Time from finish line to 1st intermediate

T3 Time from 2nd intermed. to 3rd intermed.

P Crossing the finish line in pit lane

T2 Time from 1st intermed. to 2nd intermed.

T4 Time from 3rd intermediate to finish line

\*\*Tyre data subject to further updates

Lap	Lap Time	T1	T2	T3	T4	Speed	Lap	Lap Time	T1	T2	T3	T4	Speed		
<b>1st</b>	<b>41</b>	<b>Alex ESPARGARO</b> APRILIA SPA Aprilia Racing Team Gresini						<b>Run # 2</b>	<b>Front Tyre</b>	<b>Slick-Medium</b>	<b>Rear Tyre</b>	<b>Slick-Soft</b>			
		Runs=2 Total laps=17 Full laps=10							<b>New Tyre</b>		<b>New Tyre</b>				
<b>Run # 1</b>	<b>Front Tyre</b>	<b>Slick-Medium</b>	<b>Rear Tyre</b>	<b>Slick-Medium</b>				14	11'30.297 *	23.011	28.302	22.852	24.986*		
		<b>New Tyre</b>		<b>New Tyre</b>			15	1'33.784 *	21.676	25.201	22.223	24.684*	327.4		
1	2'19.147	22.320	26.688	23.042	25.348		16	<b>1'30.547</b>	<b>20.432</b>	24.328	<b>21.529</b>	24.258	327.4		
2	<b>1'33.824</b>	21.655	25.296	22.134	24.739	321.3	17	1'37.081 P	20.434	25.779	22.552	28.316	327.4		
3	<b>1'32.723</b>	21.196	24.801	22.039	24.687	322.8	<b>Run # 3</b>	<b>Front Tyre</b>	<b>Slick-Medium</b>	<b>Rear Tyre</b>	<b>Slick-Soft</b>				
4	<b>1'32.110</b>	21.001	24.663	21.877	24.569	324.3		<b>4 Laps at start</b>		<b>New Tyre</b>					
5	<b>1'31.544</b>	20.720	24.564	21.858	24.402	325.8	18	3'34.243	21.906	25.196	21.973	24.424			
6	1'34.371 *	22.647*	25.268	21.891	24.565	<b>327.4</b>	19	1'33.838 *	22.854*	24.574	22.051	24.359	328.9		
7	<b>1'31.405</b>	20.788	24.458	21.670	24.489	325.8	20	1'36.740 *	23.955*	26.849	21.725	<b>24.211</b>	330.5		
8	1'41.397 P	23.765*	25.929	22.661	29.042	327.4	21	1'30.753 *	20.531*	<b>24.263</b>	21.601	24.358	332.1		
<b>Run # 2</b>	<b>Front Tyre</b>	<b>Slick-Medium</b>	<b>Rear Tyre</b>	<b>Slick-Soft</b>				<b>3rd</b>	<b>21</b>	<b>Franco MORBIDELLI</b> YAMAHA ITA Monster Energy Yamaha MotoGP					
		<b>New Tyre</b>		<b>New Tyre</b>					Runs=4 Total laps=20 Full laps=11						
9	7'44.865	24.751	26.255	22.752	25.007		<b>Run # 1</b>	<b>Front Tyre</b>	<b>Slick-Medium</b>	<b>Rear Tyre</b>	<b>Slick-Medium</b>				
10	<b>1'31.713</b>	20.869	24.649	21.763	24.432	322.8		<b>New Tyre</b>		<b>New Tyre</b>					
11	<b>1'30.951</b>	20.670	24.271	21.632	24.378	322.8	1	1'48.379	32.022	28.105	23.620	26.035			
12	<b>1'32.324</b>	20.590	24.550	21.656	25.528	322.8	2	<b>1'35.401</b>	22.432	25.588	22.450	24.931	308.3		
13	1'38.268 P	20.595	25.798	22.482	29.393	321.3	3	<b>1'32.741</b>	21.057	24.831	22.093	24.760	319.8		
<b>Run # 3</b>	<b>Front Tyre</b>	<b>Slick-Hard</b>	<b>Rear Tyre</b>	<b>Slick-Soft</b>				4	<b>1'32.180</b>	20.921	24.684	22.000	24.575	321.3	
		<b>New Tyre</b>		<b>New Tyre</b>			5	<b>1'32.050</b>	20.768	24.658	21.957	24.667	<b>322.8</b>		
14	13'13.955	22.582	25.481	22.040	24.618		6	<b>1'41.265</b>	22.827	28.238	25.133	25.067	319.8		
15	<b>1'31.846</b>	21.280	24.540	21.748	24.278	322.8	7	1'37.543 P	21.119	24.635	21.940	29.849	319.8		
16	<b>1'30.529</b>	<b>20.511</b>	24.274	<b>21.503</b>	<b>24.241</b>	322.8	<b>Run # 2</b>	<b>Front Tyre</b>	<b>Slick-Medium</b>	<b>Rear Tyre</b>	<b>Slick-Medium</b>				
17	1'35.821 *	20.532	<b>24.242</b>	21.645	29.402*	322.8		<b>7 Laps at start</b>		<b>7 Laps at start</b>					
<b>2nd</b>	<b>43</b>	<b>Jack MILLER</b> DUCATI AUS Ducati Lenovo Team						8	5'29.581	25.102	26.355	22.438	24.972		
		Runs=2 Total laps=21 Full laps=12						9	<b>1'32.475</b>	21.071	24.927	21.874	24.603	315.4	
<b>Run # 1</b>	<b>Front Tyre</b>	<b>Slick-Medium</b>	<b>Rear Tyre</b>	<b>Slick-Medium</b>				10	<b>1'31.773</b>	20.756	24.638	21.777	24.602	318.3	
		<b>New Tyre</b>		<b>New Tyre</b>			11	1'49.823 P	30.502	26.858	22.447	30.016	316.8		
1	2'12.938	23.635	27.721	23.344	25.367		<b>Run # 3</b>	<b>Front Tyre</b>	<b>Slick-Medium</b>	<b>Rear Tyre</b>	<b>Slick-Soft</b>				
2	<b>1'34.436</b>	21.802	25.587	22.267	24.780	327.4		<b>New Tyre</b>		<b>New Tyre</b>					
3	<b>1'32.918</b>	21.132	24.909	22.159	24.718	330.5	12	6'03.079	23.485	25.810	22.118	24.757			
4	<b>1'32.545</b>	21.064	24.781	22.028	24.672	327.4	13	<b>1'32.352</b>	20.822	24.667	22.059	24.804	315.4		
5	<b>1'32.602</b>	21.157	24.768	22.009	24.668	328.9	14	<b>1'30.993</b>	20.572	24.420	21.569	24.432	318.3		
6	<b>1'32.196</b>	20.897	24.750	21.934	24.615	328.9	15	1'42.811 P	22.088	26.437	23.135	31.151	318.3		
7	<b>1'31.811</b>	20.700	24.674	21.877	24.560	328.9	<b>Run # 4</b>	<b>Front Tyre</b>	<b>Slick-Medium</b>	<b>Rear Tyre</b>	<b>Slick-Soft</b>				
8	<b>1'31.580</b>	20.657	24.605	21.836	24.482	328.9		<b>4 Laps at start</b>		<b>New Tyre</b>					
9	<b>1'31.714</b>	20.682	24.691	21.793	24.548	<b>333.7</b>	16	3'51.774	25.343	25.498	22.020	24.609			
10	<b>1'31.717</b>	20.649	24.614	21.884	24.570	328.9	17	<b>1'32.421</b>	20.931	24.839	21.958	24.693	316.8		
11	<b>1'31.711</b>	20.612	24.709	21.884	24.506	327.4	18	<b>1'30.614</b>	<b>20.505</b>	<b>24.245</b>	<b>21.537</b>	<b>24.327</b>	316.8		
12	<b>1'31.632</b>	20.726	24.640	21.813	24.453	328.9	19	1'49.264 P	26.861	27.916	22.869	31.618	318.3		
13	1'44.655 P	23.082	27.153	24.877	29.543	328.9									

**Fastest Lap:** Alex ESPARGARO Aprilia Racing Team SPA **1'30.529** 20.511 24.274 21.503 24.241

These data/results cannot be reproduced, stored and/or transmitted in whole or in part by any manner of electronic, mechanical, photocopying, recording, broadcasting or otherwise now known or herein after developed without the previous express consent by the copyright owner, except for reproduction in daily press and regular printed publications on sale to the public within 60 days of the event related to those data/results and always provided that copyright symbol appears together as follows below.  
© DORNA, 2021



## Free Practice Nr. 3

MotoGP

Lap	Lap Time	T1	T2	T3	T4	Speed	Lap	Lap Time	T1	T2	T3	T4	Speed
<b>Run # 5</b>	Front Tyre Slick-Medium			Rear Tyre Slick-Soft			<b>Run # 3</b>	Front Tyre Slick-Hard			Rear Tyre Slick-Soft		
	8 Laps at start			4 Laps at start				New Tyre			New Tyre		
20	5'08.267	28.788	35.399	22.618	25.230		15	9'16.886	21.267	25.710	22.252	24.638	
<b>4th</b>	<b>63</b>	<b>Francesco BAGNAIA</b>		DUCATI		ITA	16	<b>1'31.157</b>	20.831	24.453	21.579	24.294	324.3
		Ducati Lenovo Team					17	<b>1'33.867</b>	22.419	25.026	21.912	24.510	324.3
		Runs=2	Total laps=21	Full laps=15			18	<b>1'30.714</b>	20.595	24.424	<b>21.527</b>	<b>24.168</b>	322.8
<b>Run # 1</b>	Front Tyre Slick-Medium			Rear Tyre Slick-Medium			19	<b>1'35.415</b>	23.479	25.144	22.225	24.567	324.3
	New Tyre			New Tyre			20	<b>1'30.740</b>	<b>20.517</b>	<b>24.343</b>	21.565	24.315	324.3
1	2'05.232	23.247	27.027	23.069	25.670		<b>6th</b>	<b>36</b>	<b>Joan MIR</b>		SUZUKI		SPA
2	<b>1'34.374</b>	21.685	25.555	22.240	24.894	324.3			Team SUZUKI ECSTAR		Runs=3	Total laps=21	Full laps=12
3	<b>1'33.060</b>	21.146	25.139	22.050	24.725	322.8	<b>Run # 1</b>	Front Tyre Slick-Medium			Rear Tyre Slick-Medium		
4	<b>1'32.477</b>	20.931	24.956	21.983	24.607	322.8		New Tyre			New Tyre		
5	<b>1'32.181</b>	20.924	24.833	21.870	24.554	324.3	1	1'48.066	24.163	27.316	25.218	26.444	
6	<b>1'34.237</b>	21.325	25.716	22.306	24.890	324.3	2	<b>1'34.967</b>	22.155	25.552	22.480	24.780	311.1
7	<b>1'32.420</b>	20.847	24.854	21.890	24.829	322.8	3	<b>1'32.665</b>	21.185	24.852	22.044	24.584	319.8
8	1'31.789 *	20.642	24.720	21.772*	24.655	<b>328.9</b>	4	<b>1'32.024</b>	21.012	24.696	21.795	24.521	321.3
9	<b>1'31.825</b>	20.672	24.758	21.814	24.581	324.3	5	<b>1'31.641</b>	20.837	24.580	21.752	24.472	319.8
10	<b>1'31.674</b>	20.748	24.670	21.758	24.498	324.3	6	1'40.452 P	22.968	25.779	22.649	29.056	321.3
11	<b>1'33.829</b>	20.686	26.108	22.257	24.778	322.8	<b>Run # 2</b>	Front Tyre Slick-Medium			Rear Tyre Slick-Medium		
12	<b>1'31.572</b>	20.546	24.740	21.774	24.512	322.8		6 Laps at start			6 Laps at start		
13	1'41.561 P	23.932*	26.158	22.535	28.936	322.8	7	5'46.204	24.378	25.718	22.337	24.685	
<b>Run # 2</b>	Front Tyre Slick-Hard			Rear Tyre Slick-Soft			8	<b>1'32.471</b>	21.239	24.853	21.881	24.498	322.8
	New Tyre			New Tyre			9	<b>1'31.656</b>	20.657	24.685	21.779	24.535	325.8
14	13'22.165 *	22.338	25.758	22.168	24.722*		10	<b>1'31.644</b>	20.886	24.552	21.745	24.461	321.3
15	<b>1'31.075</b>	20.691	24.518	21.596	24.270	324.3	11	<b>1'31.582</b>	20.765	24.550	21.781	24.486	321.3
16	<b>1'30.830</b>	20.565	24.466	21.592	<b>24.207</b>	324.3	12	<b>1'31.524</b>	20.737	24.592	21.744	24.451	321.3
17	1'34.491 P	20.570*	25.039	22.095	26.787	324.3	13	1'42.866 P	23.308	26.283	23.143	30.132	322.8
<b>Run # 3</b>	Front Tyre Slick-Hard			Rear Tyre Slick-Soft			<b>Run # 3</b>	Front Tyre Slick-Medium			Rear Tyre Slick-Soft		
	4 Laps at start			New Tyre				New Tyre			New Tyre		
18	2'42.374	21.138	25.236	21.954	24.444		14	6'46.251	24.213	25.355	22.123	24.534	
19	<b>1'30.722</b>	20.375	24.470	<b>21.538</b>	24.339	322.8	15	1'30.905 *	20.578	24.503	<b>21.521</b>	24.303*	318.3
20	<b>1'30.721</b>	20.396	<b>24.340</b>	21.717	24.268	324.3	16	<b>1'30.876</b>	20.566	24.419	21.569	24.322	325.8
21	<b>1'30.652</b>	<b>20.315</b>	24.376	21.655	24.306	324.3	17	1'38.246 P	21.775	25.750	22.543	28.178	322.8
<b>5th</b>	<b>89</b>	<b>Jorge MARTIN</b>		DUCATI		SPA	<b>Run # 4</b>	Front Tyre Slick-Medium			Rear Tyre Slick-Soft		
		Pramac Racing						4 Laps at start			New Tyre		
		Runs=2	Total laps=20	Full laps=15			18	4'32.554	22.335	25.151	21.933	24.466	
<b>Run # 1</b>	Front Tyre Slick-Medium			Rear Tyre Slick-Medium			19	<b>1'30.801</b>	20.573	24.372	21.560	<b>24.296</b>	321.3
	6 Laps at start			New Tyre			20	<b>1'30.762</b>	<b>20.463</b>	<b>24.306</b>	21.574	24.419	<b>327.4</b>
1	2'14.589	22.825	27.344	22.841	25.264		21	1'34.294 *	22.144*	24.659	22.546	24.945	316.8
2	<b>1'34.179</b>	22.026	25.338	22.220	24.595	319.8	<b>7th</b>	<b>30</b>	<b>Takaaki NAKAGAMI</b>		HONDA		JPN
3	<b>1'33.186</b>	21.497	24.934	22.058	24.697	327.4			LCR Honda IDEMITSU		Runs=2	Total laps=20	Full laps=13
4	<b>1'34.104</b>	21.263	24.874	22.472	25.495	322.8	<b>Run # 1</b>	Front Tyre Slick-Medium			Rear Tyre Slick-Soft		
5	<b>1'32.213</b>	21.092	24.879	21.842	24.400	<b>330.5</b>		3 Laps at start			3 Laps at start		
6	<b>1'32.069</b>	20.927	24.694	21.935	24.513	328.9	1	2'11.981	23.651	27.653	23.574	25.493	
7	<b>1'31.689</b>	20.858	24.577	21.802	24.452	327.4	2	<b>1'34.867</b>	22.216	25.424	22.186	25.041	318.3
8	1'45.797 P	29.876*	26.202	22.412	27.307	327.4	3	1'36.364 *	24.279*	25.265	22.250	24.570	325.8
<b>Run # 2</b>	Front Tyre Slick-Hard			Rear Tyre Slick-Medium			4	<b>1'32.385</b>	21.070	24.812	21.921	24.582	327.4
	11 Laps at start			8 Laps at start			5	<b>1'35.140</b>	23.376	25.219	22.092	24.453	328.9
9	7'44.729	24.754	28.379	24.232	25.851		6	<b>1'31.746</b>	20.935	24.613	21.766	24.432	<b>332.1</b>
10	<b>1'33.403</b>	21.379	25.211	22.056	24.757	322.8	7	<b>1'31.502</b>	20.727	24.515	21.795	24.465	324.3
11	<b>1'32.437</b>	20.972	24.852	21.881	24.732	322.8	8	1'37.738 P	21.720	25.373	22.673	27.972	325.8
12	<b>1'32.087</b>	20.828	24.822	21.883	24.554	322.8							
13	<b>1'31.984</b>	20.788	24.707	21.856	24.633	322.8							
14	1'38.585 P	20.997	24.798	24.150	28.640	321.3							

**Fastest Lap:** Aleix ESPARGARO Aprilia Racing Team SPA **1'30.529** 20.511 24.274 21.503 24.241

These data/results cannot be reproduced, stored and/or transmitted in whole or in part by any manner of electronic, mechanical, photocopying, recording, broadcasting or otherwise now known or herein after developed without the previous express consent by the copyright owner, except for reproduction in daily press and regular printed publications on sale to the public within 60 days of the event related to those data/results and always provided that copyright symbol appears together as follows below.  
© DORNA, 2021

Official MotoGP Timing by TISSOT  
www.motogp.com

Cheste, Saturday, November 13, 2021

Page 2 of 7



# Free Practice Nr. 3

MotoGP

Lap	Lap Time	T1	T2	T3	T4	Speed	Lap	Lap Time	T1	T2	T3	T4	Speed
<b>Run # 2</b> Front Tyre Slick-Medium Rear Tyre Slick-Soft New Tyre New Tyre							<b>Run # 1</b> Front Tyre Slick-Medium Rear Tyre Slick-Medium 4 Laps at start New Tyre						
9	7'31.261	25.028	27.255	23.728	26.613		1	2'56.308 *	24.082	27.929*	23.347	25.519	
10	<b>1'35.990</b>	21.297	27.514	22.490	24.689	321.3	2	<b>1'33.924</b>	21.650	25.356	22.133	24.785	319.8
11	<b>1'31.457</b>	20.751	24.571	21.745	24.390	324.3	3	<b>1'33.101</b>	21.369	24.922	22.012	24.798	318.3
12	<b>1'30.952</b>	20.660	24.308	<b>21.606</b>	24.378	321.3	4	<b>1'32.314</b>	21.127	24.621	21.826	24.740	316.8
13	1'38.790 P	20.679	27.557	22.499	28.055	322.8	5	<b>1'32.186</b>	21.044	24.622	21.856	24.664	316.8
<b>Run # 3</b> Front Tyre Slick-Medium Rear Tyre Slick-Soft 5 Laps at start New Tyre							<b>Run # 2</b> Front Tyre Slick-Medium Rear Tyre Slick-Soft New Tyre New Tyre						
14	8'50.966	25.707	26.348	22.552	24.888		14	8'07.371	22.301	26.660	22.806	24.856	
15	1'33.642 *	22.160	25.099*	21.955	24.428	324.3	15	1'31.497 *	20.889	24.541*	21.655	24.412	321.3
16	<b>1'30.777</b>	20.595	24.285	21.608	24.289	324.3	16	1'31.143 *	20.666	24.358	21.701	24.418*	319.8
17	<b>1'30.831</b>	20.511	24.376	21.678	<b>24.266</b>	322.8	17	<b>1'31.589</b>	20.914	24.337	21.749	24.589	321.3
18	<b>1'40.671</b>	25.248	26.781	23.464	25.178	322.8	18	1'40.805 P	23.036*	25.829	23.114	28.826	319.8
19	<b>1'32.785</b>	21.249	24.951	22.112	24.473	324.3	<b>Run # 3</b> Front Tyre Slick-Medium Rear Tyre Slick-Soft 5 Laps at start New Tyre						
20	<b>1'30.811</b>	<b>20.477</b>	<b>24.255</b>	21.697	24.382	324.3	19	4'08.448 *	22.420	25.690*	22.276	24.824	
<b>8th 5 Johann ZARCO</b> DUCATI FRA Pramac Racing Runs=3 Total laps=23 Full laps=15							<b>Run # 1</b> Front Tyre Slick-Medium Rear Tyre Slick-Medium 5 Laps at start New Tyre						
1	2'28.406	22.080	27.754	23.617	25.580		20	<b>1'31.106</b>	20.634	24.406	21.765	24.301	319.8
2	<b>1'34.737</b>	21.704	25.673	22.445	24.915	324.3	21	<b>1'30.791</b>	<b>20.615</b>	<b>24.255</b>	<b>21.623</b>	<b>24.298</b>	<b>322.8</b>
3	<b>1'33.407</b>	21.403	25.073	22.093	24.838	325.8	22	<b>1'31.126</b>	20.617	24.355	21.714	24.440	321.3
4	<b>1'32.255</b>	20.884	24.873	21.949	24.549	<b>328.9</b>	23	<b>1'31.114</b>	20.616	24.355	21.662	24.481	319.8
5	<b>1'32.339</b>	21.070	24.725	21.930	24.614	327.4	<b>Run # 3</b> Front Tyre Slick-Medium Rear Tyre Slick-Soft 5 Laps at start New Tyre						
6	<b>1'32.229</b>	21.001	24.674	22.081	24.473	327.4	19	4'08.448 *	22.420	25.690*	22.276	24.824	
7	1'55.014 P	20.836	24.645	21.876	47.657	328.9	20	<b>1'31.106</b>	20.634	24.406	21.765	24.301	319.8
<b>Run # 2</b> Front Tyre Slick-Medium Rear Tyre Slick-Medium 12 Laps at start 7 Laps at start							<b>Run # 3</b> Front Tyre Slick-Medium Rear Tyre Slick-Soft 5 Laps at start New Tyre						
8	5'03.487	21.525	26.377	22.774	24.964		15	6'05.546 *	21.492	26.471	22.911	25.470*	
9	<b>1'33.313</b>	20.980	25.141	22.411	24.781	325.8	16	1'34.191 *	21.677	25.398	22.347	24.769*	324.3
10	<b>1'32.055</b>	20.890	24.710	21.892	24.563	327.4	17	<b>1'32.840</b>	20.865	24.558	22.874	24.543	327.4
11	<b>1'31.781</b>	20.881	24.583	21.847	24.470	325.8	18	<b>1'31.306</b>	20.759	24.448	21.736	24.363	328.9
12	<b>1'31.700</b>	20.881	24.558	21.808	24.453	327.4	19	1'37.275 P	21.957	25.050	22.463	27.805	328.9
13	<b>1'31.762</b>	20.799	24.550	21.817	24.596	327.4	<b>Run # 4</b> Front Tyre Slick-Hard Rear Tyre Slick-Soft 5 Laps at start New Tyre						
14	1'39.787 P	22.890	25.003	22.344	29.550	328.9	20	2'42.165	20.181	24.910	21.924	24.445	
<b>Run # 3</b> Front Tyre Slick-Hard Rear Tyre Slick-Soft New Tyre New Tyre							<b>Run # 2</b> Front Tyre Slick-Medium Rear Tyre Slick-Medium 14 Laps at start 8 Laps at start						
15	6'05.546 *	21.492	26.471	22.911	25.470*		9	7'50.886	22.978	26.280	25.782	31.793	
16	1'34.191 *	21.677	25.398	22.347	24.769*	324.3	10	<b>1'40.549</b>	21.429	25.217	25.220	28.683	315.4
17	<b>1'32.840</b>	20.865	24.558	22.874	24.543	327.4	11	<b>1'32.224</b>	20.947	24.672	21.939	24.666	321.3
18	<b>1'31.306</b>	20.759	24.448	21.736	24.363	328.9	12	<b>1'34.873</b>	22.970	25.103	22.082	24.718	319.8
19	1'37.275 P	21.957	25.050	22.463	27.805	328.9	13	<b>1'32.611</b>	21.169	24.866	21.911	24.665	319.8
<b>Run # 4</b> Front Tyre Slick-Hard Rear Tyre Slick-Soft 5 Laps at start New Tyre							<b>Run # 2</b> Front Tyre Slick-Medium Rear Tyre Slick-Medium 14 Laps at start 8 Laps at start						
20	2'42.165	20.181	24.910	21.924	24.445		14	1'34.682 P	21.052	24.650	22.162	26.818	318.3
21	<b>1'30.786</b>	<b>20.622</b>	<b>24.276</b>	<b>21.603</b>	<b>24.285</b>	327.4	<b>Run # 3</b> Front Tyre Slick-Medium Rear Tyre Slick-Soft New Tyre New Tyre						
22	<b>1'38.392</b>	23.213	27.503	23.250	24.426	327.4	15	5'34.471 *	21.643	25.516	22.261	24.671*	
23	<b>1'31.210</b>	20.843	24.311	21.675	24.381	328.9	16	<b>1'31.460</b>	20.926	24.483	21.677	24.374	321.3
<b>9th 20 Fabio QUARTARARO</b> YAMAHA FRA Monster Energy Yamaha MotoGP Runs=2 Total laps=23 Full laps=16							<b>Run # 3</b> Front Tyre Slick-Medium Rear Tyre Slick-Soft New Tyre New Tyre						
<b>Fastest Lap:</b> Aleix ESPARGARO Aprilia Racing Team SPA <b>1'30.529</b> 20.511 24.274 21.503 24.241							<b>Run # 3</b> Front Tyre Slick-Medium Rear Tyre Slick-Soft New Tyre New Tyre						

These data/results cannot be reproduced, stored and/or transmitted in whole or in part by any manner of electronic, mechanical, photocopying, recording, broadcasting or otherwise now known or herein after developed without the previous express consent by the copyright owner, except for reproduction in daily press and regular printed publications on sale to the public within 60 days of the event related to those data/results and always provided that copyright symbol appears together as follows below.  
© DORNA, 2021



# Free Practice Nr. 3

MotoGP

Lap	Lap Time	T1	T2	T3	T4	Speed	Lap	Lap Time	T1	T2	T3	T4	Speed		
17	1'31.497	21.025	24.447	21.659	24.366	319.8	9	1'32.366	21.121	24.714	21.952	24.579	319.8		
18	1'34.538 P	21.265	24.728	22.093	26.452	316.8	10	1'41.380 P	25.667	24.980	21.960	28.773	321.3		
<b>Run # 4</b>	<b>Front Tyre</b>	<b>Slick-Medium</b>	<b>Rear Tyre</b>	<b>Slick-Soft</b>											
	<b>4 Laps at start</b>			<b>New Tyre</b>											
19	2'41.341	20.916	25.191	22.025	24.436		11	7'48.376	23.754	25.874	26.771	24.914			
20	1'30.825	20.685	24.312	21.621	24.207	316.8	12	1'32.426	21.343	24.732	21.910	24.441	322.8		
21	1'31.497	20.564	24.402	21.938	24.593	322.8	13	1'34.821	23.768	24.613	21.971	24.469	321.3		
22	1'31.694	20.840	24.425	21.811	24.618	318.3	14	1'31.502	20.846	24.447	21.719	24.490	322.8		
<b>11th 42</b>	<b>Alex RINS</b>			<b>SUZUKI</b>	<b>SPA</b>										
	Team SUZUKI ECSTAR														
	Runs=3	Total laps=22	Full laps=10												
<b>Run # 1</b>	<b>Front Tyre</b>	<b>Slick-Medium</b>	<b>Rear Tyre</b>	<b>missing data</b>											
	<b>8 Laps at start</b>			<b>Laps at start</b>											
1	1'50.023	24.683	27.812	23.269	26.269		17	8'29.784 *	23.143	25.527	25.648	25.363 *			
2	1'35.391 *	22.225 *	25.280	22.676	25.210	327.4	18	1'31.795	20.806	24.739	21.826	24.424	327.4		
3	1'36.265	23.686	25.549	22.143	24.887	322.8	19	1'30.999	20.679	24.386	21.673	24.261	325.8		
4	1'32.887 *	21.503 *	24.764	21.921	24.699	321.3	20	1'30.893	20.433	24.373	21.763	24.324	324.3		
5	1'32.462	21.201	24.872	21.838	24.551	322.8	21	1'31.274	20.582	24.428	21.775	24.489	324.3		
6	1'32.280	20.957	24.615	21.976	24.732	321.3	<b>13th 27</b>	<b>Iker LECUONA</b>			<b>KTM</b>	<b>SPA</b>			
7	1'37.352 P	21.489	25.090	22.094	28.679	321.3		Tech 3 KTM Factory Racing					Runs=4	Total laps=20	Full laps=11
<b>Run # 2</b>	<b>Front Tyre</b>	<b>Slick-Medium</b>	<b>Rear Tyre</b>	<b>Slick-Medium</b>											
	<b>15 Laps at start</b>			<b>8 Laps at start</b>											
8	6'01.492	22.969	26.068	22.397	24.969		<b>Run # 1</b>	<b>Front Tyre</b>	<b>Slick-Medium</b>	<b>Rear Tyre</b>	<b>Slick-Medium</b>				
9	1'32.278	20.937	24.929	21.827	24.585	318.3		<b>5 Laps at start</b>	<b>New Tyre</b>						
10	1'31.826	20.805	24.650	21.804	24.567	319.8	1	1'49.411	23.731	27.235	23.304	25.547			
11	1'31.832 *	20.688	24.697 *	21.914	24.533	321.3	2	1'36.145 *	22.393	25.381 *	22.846	25.525	319.8		
12	1'31.769	20.678	24.651	21.798	24.642	319.8	3	1'33.523	21.727	24.959	22.038	24.799	308.3		
13	1'41.566 P	20.644	24.684	25.348	30.890	319.8	4	1'32.392	21.053	24.811	21.995	24.533	321.3		
<b>Run # 3</b>	<b>Front Tyre</b>	<b>Slick-Medium</b>	<b>Rear Tyre</b>	<b>Slick-Soft</b>											
	<b>New Tyre</b>			<b>New Tyre</b>											
14	5'51.312	22.511	25.770	22.262	24.779		5	1'32.472	20.930	24.787	22.049	24.706	321.3		
15	1'33.260 *	20.718	24.560	21.756	26.226 *	318.3	6	1'32.403	20.979	24.833	21.978	24.613	321.3		
16	1'34.346 *	20.917	25.460	22.623	25.346 *	319.8	7	1'38.020 P	22.486				27.972	319.8	
17	1'31.075	20.633	24.489	21.572	24.381	319.8	<b>Run # 2</b>	<b>Front Tyre</b>	<b>Slick-Medium</b>	<b>Rear Tyre</b>	<b>Slick-Medium</b>				
18	1'43.148 P	25.348	26.462	22.881	28.457	319.8		<b>12 Laps at start</b>		<b>7 Laps at start</b>					
<b>Run # 4</b>	<b>Front Tyre</b>	<b>Slick-Medium</b>	<b>Rear Tyre</b>	<b>Slick-Soft</b>											
	<b>5 Laps at start</b>			<b>New Tyre</b>											
19	4'27.247	21.185	25.425	21.938	24.554		8	7'21.759	23.567	25.426	22.232	24.766			
20	1'30.949	20.511	24.489	21.576	24.373	321.3	9	1'32.333	20.888	24.928	21.912	24.605	319.8		
21	1'30.866	20.459	24.354	21.684	24.369	321.3	10	1'32.092	21.006	24.696	21.810	24.580	319.8		
22	1'31.078	20.517	24.414	21.693	24.454	321.3	11	1'32.473	21.103	24.754	21.981	24.635	319.8		
<b>12th 33</b>	<b>Brad BINDER</b>			<b>KTM</b>	<b>RSA</b>										
	Red Bull KTM Factory Racing														
	Runs=2	Total laps=21	Full laps=15												
<b>Run # 1</b>	<b>Front Tyre</b>	<b>Slick-Medium</b>	<b>Rear Tyre</b>	<b>Slick-Medium</b>											
	<b>4 Laps at start</b>			<b>New Tyre</b>											
1	1'57.074	23.673	27.494	24.034	27.368		12	1'40.169	24.789	25.462	22.473	27.445	318.3		
2	1'34.959	22.293	25.356	22.398	24.912	319.8	13	1'37.449 P	21.727	25.188	22.373	28.161	321.3		
3	1'33.223	21.574	24.806	22.158	24.685	328.9	<b>Run # 3</b>	<b>Front Tyre</b>	<b>Slick-Medium</b>	<b>Rear Tyre</b>	<b>Slick-Soft</b>				
4	1'32.866 *	21.225	24.829 *	22.089	24.723	322.8		<b>New Tyre</b>		<b>New Tyre</b>					
5	1'32.380	21.116	24.775	21.891	24.598	322.8	14	7'54.881	22.524	25.360	22.090	25.252			
6	1'35.616	23.498	24.759	22.480	24.879	325.8	15	1'31.431	20.726	24.461	21.750	24.494	321.3		
7	1'32.168	20.983	24.645	22.011	24.529	324.3	16	1'31.338	20.653	24.546	21.768	24.371	318.3		
8	1'32.895	21.072	25.016	22.049	24.758	322.8	17	1'35.651 P	20.674	24.588	23.177	27.212	319.8		
<b>Run # 4</b>	<b>Front Tyre</b>	<b>Slick-Medium</b>	<b>Rear Tyre</b>	<b>Slick-Soft</b>											
	<b>4 Laps at start</b>			<b>New Tyre</b>											
18	2'57.366	22.334	25.443	24.709	24.833		<b>Run # 1</b>	<b>Front Tyre</b>	<b>Slick-Medium</b>	<b>Rear Tyre</b>	<b>Slick-Medium</b>				
19	1'31.112	20.649	24.362	21.716	24.385	322.8		<b>5 Laps at start</b>	<b>New Tyre</b>						
20	2'07.482 P	46.387 *	27.531	25.265	28.299	321.3	1	2'05.364	23.116	27.791	23.281	25.899			
<b>14th 10</b>	<b>Luca MARINI</b>			<b>DUCATI</b>	<b>ITA</b>										
	SKY VR46 Avintia														
	Runs=3	Total laps=20	Full laps=11												

**Fastest Lap:** Aleix ESPARGARO      Aprilia Racing Team      SPA      1'30.529      20.511      24.274      21.503      24.241

These data/results cannot be reproduced, stored and/or transmitted in whole or in part by any manner of electronic, mechanical, photocopying, recording, broadcasting or otherwise now known or herein after developed without the previous express consent by the copyright owner, except for reproduction in daily press and regular printed publications on sale to the public within 60 days of the event related to those data/results and always provided that copyright symbol appears together as follows below.  
© DORNA, 2021



# Free Practice Nr. 3

# MotoGP

Lap	Lap Time	T1	T2	T3	T4	Speed	Lap	Lap Time	T1	T2	T3	T4	Speed
2	1'35.203	22.059	25.543	22.372	25.229	302.9	19	3'45.476	24.319	25.755	22.425	24.782	
3	1'33.317	21.458	25.063	22.066	24.730	321.3	20	1'31.435	20.727	24.557	21.738	24.413	325.8
4	1'32.910	21.170	24.810	22.181	24.749	321.3	21	1'31.197	20.619	24.401	21.801	24.376	327.4
5	1'32.239	20.953	24.672	21.932	24.682	321.3	22	1'31.152	20.658	24.367	21.735	24.392	325.8
6	1'39.984 P	22.810*	25.628	22.602	28.944	321.3	23	1'35.061 *	20.632	24.532*	22.034	27.863	324.3

Run #	2	Front Tyre	Slick-Medium	Rear Tyre	Slick-Medium	
			11 Laps at start		6 Laps at start	
7	6'07.479	26.191	27.516	22.769	25.310	
8	1'34.152	21.475	25.348	22.232	25.097	319.8
9	1'32.643	20.916	24.912	22.011	24.804	319.8
10	1'32.156	20.840	24.719	21.908	24.689	321.3
11	1'32.207	20.726	24.752	21.923	24.806	321.3
12	1'45.712 P	25.802*	26.816	23.751	29.343	319.8

Run #	3	Front Tyre	Slick-Medium	Rear Tyre	Slick-Soft	
			New Tyre		New Tyre	
13	8'34.629 *	25.272	25.989	22.996	25.437*	
14	1'34.421 *	21.608	25.483	22.342	24.988*	324.3
15	1'31.463	20.755	24.559	21.748	24.401	324.3
16	1'31.135	20.576	24.486	21.681	24.392	322.8
17	1'39.881 P	22.939*	25.729	22.705	28.508	321.3

Run #	4	Front Tyre	Slick-Medium	Rear Tyre	Slick-Soft	
			5 Laps at start		New Tyre	
18	3'25.442	21.080	25.356	22.089	24.598	
19	1'31.855	20.866	24.596	21.876	24.517	321.3
20	1'33.940 *	21.062*	25.099	22.524	25.255	322.8

15th	73	Alex MARQUEZ	HONDA	SPA
		LCR Honda CASTROL		
		Runs=3	Total laps=23	Full laps=13

Run #	1	Front Tyre	Slick-Medium	Rear Tyre	Slick-Medium	
			6 Laps at start		New Tyre	
1	1'48.131	25.389	27.371	24.127	26.143	
2	1'35.363	22.262	25.608	22.521	24.972	305.6
3	1'32.718	21.144	24.884	22.033	24.657	328.9
4	1'32.190 *	20.966*	24.756	21.935	24.533	324.3
5	1'31.691	20.799	24.594	21.869	24.429	330.5
6	1'38.563 P	20.910	25.397	22.818	29.438	332.1

Run #	2	Front Tyre	Slick-Medium	Rear Tyre	Slick-Medium	
			14 Laps at start		6 Laps at start	
7	3'35.904	26.195	26.383	23.009	25.291	
8	1'33.547	21.304	25.236	22.188	24.819	322.8
9	1'32.520	20.970	24.935	21.998	24.617	322.8
10	1'32.097	20.778	24.797	21.930	24.592	321.3
11	1'32.355	20.919	24.815	22.018	24.603	322.8
12	1'32.315	20.925	24.817	22.021	24.552	322.8
13	1'41.393 P	22.078	26.550	23.669	29.096	321.3

Run #	3	Front Tyre	Slick-Medium	Rear Tyre	Slick-Soft	
			New Tyre		New Tyre	
14	7'30.971	24.919	26.228	22.818	25.287	
15	1'32.913	20.927	25.087	22.128	24.771	321.3
16	1'31.483 *	20.692	24.521	21.740	24.530*	321.3
17	1'31.322	20.689	24.446	21.747	24.440	322.8
18	1'39.518 P	21.843	25.827	23.158	28.690	324.3

Run #	4	Front Tyre	Slick-Medium	Rear Tyre	Slick-Soft	
			5 Laps at start		New Tyre	

16th	9	Danilo PETRUCCI	KTM	ITA
		Tech 3 KTM Factory Racing		
		Runs=3	Total laps=20	Full laps=13

Run #	1	Front Tyre	Slick-Medium	Rear Tyre	Slick-Medium	
			6 Laps at start		New Tyre	
1	1'54.813	22.608	26.534	23.377	25.363	
2	1'34.519	21.641	25.484	22.307	25.087	315.4
3	1'33.326	21.535	24.994	22.012	24.785	312.5
4	1'32.952	21.166	24.996	22.021	24.769	316.8
5	1'32.467	21.053	24.853	21.973	24.588	316.8
6	1'32.422	20.951	24.797	21.961	24.713	318.3
7	1'43.331 P	23.571*	26.047	25.395	28.318	316.8

Run #	2	Front Tyre	Slick-Medium	Rear Tyre	Slick-Medium	
			13 Laps at start		7 Laps at start	
8	8'09.676	22.395	25.838	22.672	25.154	
9	1'33.260	21.119	25.210	22.046	24.885	311.1
10	1'32.491	20.978	24.875	21.918	24.720	312.5
11	1'32.186	20.855	24.801	21.908	24.622	316.8
12	1'32.482	20.849	24.827	22.011	24.795	313.9
13	1'39.020 P	21.273	26.077	22.719	28.951	313.9

Run #	3	Front Tyre	Slick-Medium	Rear Tyre	Slick-Soft	
			New Tyre		New Tyre	
14	6'58.007	20.693	25.441	23.442	29.304	
15	1'37.883	21.151	25.521	22.163	29.048	319.8
16	1'31.829	20.909	24.576	21.766	24.578	318.3
17	1'36.938 P	21.047	25.956	22.466	27.469	318.3

Run #	4	Front Tyre	Slick-Medium	Rear Tyre	Slick-Soft	
			4 Laps at start		New Tyre	
18	2'54.532	20.872	24.915	21.754	24.523	
19	1'31.217	20.681	24.459	21.652	24.425	318.3
20	1'38.356	20.697	24.915	25.742	27.002	316.8

17th	12	Maverick VIÑALES	APRILIA	SPA
		Aprilia Racing Team Gresini		
		Runs=3	Total laps=19	Full laps=8

Run #	1	Front Tyre	Slick-Medium	Rear Tyre	Slick-Medium	
			New Tyre		New Tyre	
1	2'13.107	23.577	27.332	23.368	25.387	
2	1'34.635	21.753	25.628	22.440	24.814	316.8
3	1'33.436 *	21.495*	25.009	22.188	24.744	327.4
4	1'33.551	21.719	24.868	22.336	24.628	324.3
5	1'32.657	21.061	24.752	22.151	24.693	325.8
6	1'32.418 *	20.966	24.681	22.178	24.593*	324.3
7	1'31.979	20.843	24.558	21.947	24.631	327.4
8	1'34.232	20.826	24.688	23.360	25.358	321.3
9	1'36.173 P	20.958	24.630	22.052	28.533	321.3

Run #	2	Front Tyre	Slick-Medium	Rear Tyre	Slick-Medium	
			9 Laps at start		9 Laps at start	
10	6'46.487	23.114	25.786	22.411	24.866	
11	1'32.876	21.065	24.832	22.064	24.915	321.3

<b>Fastest Lap:</b>	Aleix ESPARGARO	Aprilia Racing Team	SPA	1'30.529	20.511	24.274	21.503	24.241
---------------------	-----------------	---------------------	-----	----------	--------	--------	--------	--------

These data/results cannot be reproduced, stored and/or transmitted in whole or in part by any manner of electronic, mechanical, photocopying, recording, broadcasting or otherwise now known or herein after developed without the previous express consent by the copyright owner, except for reproduction in daily press and regular printed publications on sale to the public within 60 days of the event related to those data/results and always provided that copyright symbol appears together as follows below.  
© DORNA, 2021





# Free Practice Nr. 3

MotoGP

Lap	Lap Time	T1	T2	T3	T4	Speed	Lap	Lap Time	T1	T2	T3	T4	Speed
12	1'33.330	21.808	24.736	22.081	24.705	319.8	7	1'41.060 P	22.827*	26.070	22.402	29.761	321.3
13	1'34.731 P	20.827	24.640	21.971	27.293	322.8	<b>Run # 2</b>		<b>Front Tyre Slick-Medium</b>		<b>Rear Tyre Slick-Medium</b>		
<b>Run # 3</b>		<b>Front Tyre Slick-Medium</b>		<b>Rear Tyre Slick-Soft</b>					<b>12 Laps at start</b>		<b>7 Laps at start</b>		
		<b>New Tyre</b>		<b>New Tyre</b>			8	5'41.315	26.680	25.773	22.359	24.693	
14	6'02.426 *	21.957	25.497	22.270	25.012*		9	1'32.572	20.990	24.884	22.032	24.666	324.3
15	1'31.631 *	20.600	24.476	21.754	24.801*	319.8	10	1'32.767	20.954	25.049	21.964	24.800	324.3
16	1'34.439 P	20.589	24.413	21.831	27.606	325.8	11	1'32.254	20.854	24.685	21.975	24.740	322.8
<b>Run # 4</b>		<b>Front Tyre Slick-Hard</b>		<b>Rear Tyre Slick-Soft</b>			12	1'36.301 P	20.880	24.845	22.030	28.546	322.8
		<b>New Tyre</b>		<b>New Tyre</b>			<b>Run # 3</b>		<b>Front Tyre Slick-Hard</b>		<b>Rear Tyre Slick-Soft</b>		
17	7'14.425	21.801	25.053	22.073	24.482				<b>New Tyre</b>		<b>New Tyre</b>		
18	1'31.239	20.643	24.409	21.814	24.373	321.3	13	6'01.247	21.964	25.426	22.234	24.776	
19	1'30.974 *	20.520*	24.331	21.809	24.314	321.3	14	1'31.990	20.828	24.672	21.887	24.603	321.3

**18th 4** **Andrea DOVIZIOSO** YAMAHA ITA  
 Petronas Yamaha SRT

Runs=2 Total laps=22 Full laps=14

Run #	1	Front Tyre	Slick-Medium	Rear Tyre	Slick-Medium	Speed
		<b>New Tyre</b>		<b>New Tyre</b>		
1	2'13.397	23.103	27.129	23.374	25.559	
2	1'34.533	22.115	25.316	22.336	24.766	306.9
3	1'33.493 *	21.628*	25.002	22.127	24.736	311.1
4	1'33.556	21.610	24.940	22.288	24.718	315.4
5	1'32.614	21.118	24.702	22.064	24.730	322.8
6	1'38.237	23.063	27.689	22.509	24.976	318.3
7	1'34.239 *	22.230*	24.992	22.216	24.801	316.8
8	1'33.218	21.114	24.951	22.274	24.879	316.8
9	1'32.430	21.081	24.730	21.912	24.707	315.4
10	1'32.721	21.078	24.850	21.960	24.833	315.4
11	1'32.440	21.115	24.698	21.930	24.697	315.4
12	1'32.293	20.936	24.771	21.891	24.695	315.4
13	1'43.429 P	25.280	26.132	22.714	29.303	315.4

Run #	2	Front Tyre	Slick-Hard	Rear Tyre	Slick-Soft	Speed
		<b>New Tyre</b>		<b>New Tyre</b>		
14	10'15.655	23.547	25.786	22.286	24.780	
15	1'32.793 *	21.237	24.776	21.964	24.816*	315.4
16	1'31.674	20.854	24.499	21.751	24.570	316.8
17	1'31.449	20.771	24.484	21.717	24.477	318.3
18	1'36.797 P	22.243	24.633	22.058	27.863	318.3

Run #	3	Front Tyre	Slick-Hard	Rear Tyre	Slick-Soft	Speed
		<b>5 Laps at start</b>		<b>New Tyre</b>		
19	2'47.887	21.433	25.042	22.066	24.691	
20	1'32.058	20.985	24.631	21.854	24.588	316.8
21	1'31.377	20.735	24.444	21.683	24.515	318.3
22	1'36.217	20.687	24.448	21.736	29.346	318.3

**19th 88** **Miguel OLIVEIRA** KTM POR  
 Red Bull KTM Factory Racing

Runs=3 Total laps=21 Full laps=11

Run #	1	Front Tyre	Slick-Medium	Rear Tyre	Slick-Medium	Speed
		<b>5 Laps at start</b>		<b>New Tyre</b>		
1	1'55.968	22.997	26.526	22.885	25.139	
2	1'33.404	21.467	24.975	22.334	24.628	321.3
3	1'32.444	21.052	24.850	22.043	24.499	327.4
4	1'32.524	21.264	24.715	21.911	24.634	325.8
5	1'32.149	20.972	24.689	21.965	24.523	325.8
6	1'32.623	20.849	24.863	22.164	24.747	325.8

Run #	4	Front Tyre	Slick-Hard	Rear Tyre	Slick-Soft	Speed
		<b>5 Laps at start</b>		<b>New Tyre</b>		
18	5'30.482	22.799	25.673	22.231	24.673	
19	1'31.966	20.534	24.538	22.057	24.837	324.3
20	1'31.388	20.662	24.482	21.828	24.416	322.8
21	1'33.040 *	20.681*	24.509	22.449	25.401	322.8

**20th 23** **Enea BASTIANINI** DUCATI ITA  
 Avintia Esponsorama

Runs=2 Total laps=18 Full laps=11

Run #	1	Front Tyre	Slick-Medium	Rear Tyre	Slick-Medium	Speed
		<b>5 Laps at start</b>		<b>New Tyre</b>		
1	2'09.991	23.636	28.239	24.628	26.142	
2	1'36.789	22.824	26.017	22.566	25.382	319.8
3	1'34.133 *	22.169*	25.047	22.221	24.696	324.3
4	1'32.649	21.216	24.784	22.004	24.645	324.3
5	1'32.370	21.070	24.740	21.991	24.569	324.3
6	1'32.227	20.930	24.721	21.967	24.609	330.5
7	1'37.331 *	20.890	24.697	21.924	29.820*	327.4
8	1'34.035	21.189	25.301	22.328	25.217	313.9
9	1'47.952 P	20.997	24.897	33.079	28.979	322.8

Run #	2	Front Tyre	Slick-Medium	Rear Tyre	Slick-Soft	Speed
		<b>New Tyre</b>		<b>New Tyre</b>		
10	12'00.639	24.157	27.230	22.813	25.225	
11	1'33.351	21.551	24.954	21.980	24.866	319.8
12	1'32.884	20.772	24.723	22.563	24.826	321.3
13	1'31.744	20.747	24.543	21.854	24.600	325.8
14	1'47.026 P	20.674	24.584	33.094	28.674	324.3

Run #	3	Front Tyre	Slick-Hard	Rear Tyre	Slick-Soft	Speed
		<b>New Tyre</b>		<b>New Tyre</b>		
15	8'19.404 *	21.363	26.168	23.378*	24.930	
16	1'33.119	20.773	24.836	21.899	25.611	327.4
17	1'31.389	20.649	24.482	21.749	24.509	325.8
18	1'31.451	20.508	24.578	21.897	24.468	325.8

**21st 44** **Poi ESPARGARO** HONDA SPA  
 Repsol Honda Team

Runs=3 Total laps=15 Full laps=10

Run #	1	Front Tyre	Slick-Medium	Rear Tyre	Slick-Soft	Speed
		<b>4 Laps at start</b>		<b>4 Laps at start</b>		
1	1'48.932	25.121	27.893	23.786	26.093	

**Fastest Lap:** Aleix ESPARGARO Aprilia Racing Team SPA **1'30.529** 20.511 24.274 21.503 24.241

These data/results cannot be reproduced, stored and/or transmitted in whole or in part by any manner of electronic, mechanical, photocopying, recording, broadcasting or otherwise now known or herein after developed without the previous express consent by the copyright owner, except for reproduction in daily press and regular printed publications on sale to the public within 60 days of the event related to those data/results and always provided that copyright symbol appears together as follows below.  
 © DORNA, 2021



# Free Practice Nr. 3

MotoGP

Lap	Lap Time	T1	T2	T3	T4	Speed	Lap	Lap Time	T1	T2	T3	T4	Speed
2	<b>1'36.144</b>	22.493	25.530	22.813	25.308	324.3							
3	<b>1'32.901</b>	21.347	24.905	21.991	24.658	324.3							
4	<b>1'31.908</b>	20.839	24.630	21.910	24.529	322.8							
5	1'34.403 P	20.945	24.662	21.901	26.895	325.8							
<b>Run # 2</b>	<i>Front Tyre</i>	<b>Slick-Medium</b>		<i>Rear Tyre</i>	<b>Slick-Medium</b>								
	<i>9 Laps at start</i>				<b>New Tyre</b>								
6	5'12.262	24.140	25.914	22.799	25.042								
7	<b>1'32.719</b>	21.058	24.864	22.196	24.601	322.8							
8	<b>1'31.628</b>	20.695	24.582	21.911	24.440	324.3							
9	<b>1'33.530</b>	21.423	25.139	22.120	24.848	328.9							
10	<b>1'31.495</b>	20.738	24.539	21.831	24.387	318.3							
11	<b>1'34.369</b>	20.636	24.572	24.358	24.803	324.3							
12	<b>1'31.534</b>	20.716	24.558	21.757	24.503	319.8							
13	<b>1'31.515</b>	20.735	24.514	21.786	24.480	327.4							
14	1'40.573 P	22.979	26.638	23.285	27.671	322.8							
<b>Run # 3</b>	<i>Front Tyre</i>	<b>Slick-Medium</b>		<i>Rear Tyre</i>	<b>Slick-Soft</b>								
		<b>New Tyre</b>			<b>New Tyre</b>								
	unfinished	21.663	25.525	22.096									

**Fastest Lap:** Aleix ESPARGARO      Aprilia Racing Team      SPA      **1'30.529**      20.511      24.274      21.503      24.241

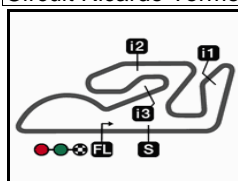
These data/results cannot be reproduced, stored and/or transmitted in whole or in part by any manner of electronic, mechanical, photocopying, recording, broadcasting or otherwise now known or herein after developed without the previous express consent by the copyright owner, except for reproduction in daily press and regular printed publications on sale to the public within 60 days of the event related to those data/results and always provided that copyright symbol appears together as follows below.  
© DORNA, 2021

Official MotoGP Timing by **TISSOT**  
www.motogp.com

**Cheste, Saturday, November 13, 2021**

Page 7 of 7





4005 m.

## GRAN PREMIO MOTUL DE LA COMUNITAT VALENCIANA

## Free Practice Nr. 3

## Best Partial Times

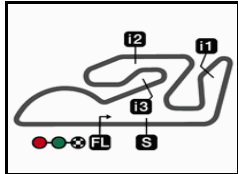
MotoGP™

*IT* Ideal Lap Time, sum of the best partial times*BT* Best Lap Time

T1			T2			T3			T4				
Pos	Rider	Time	Rider	Time	Rider	Time	Rider	Time	Pos	Rider	IT	BT	
1	F.BAGNAIA	20.315	A.ESPARGARO	24.242	A.ESPARGARO	21.503	J.MARTIN	24.168	1	F.BAGNAIA	1'30.400	1'30.652 (4)	
2	J.MILLER	20.432	F.MORBIDELLI	24.245	J.MIR	21.521	V.ROSSI	24.207	2	J.MILLER	1'30.435	1'30.547 (2)	
3	B.BINDER	20.433	F.QUARTARARO	24.255	J.MARTIN	21.527	F.BAGNAIA	24.207	3	A.ESPARGAR	1'30.497	1'30.529 (1)	
4	A.RINS	20.459	T.NAKAGAMI	24.255	J.MILLER	21.529	J.MILLER	24.211	4	J.MARTIN	1'30.555	1'30.714 (5)	
5	J.MIR	20.463	J.MILLER	24.263	F.MORBIDELLI	21.537	A.ESPARGARO	24.241	5	J.MIR	1'30.586	1'30.762 (6)	
6	T.NAKAGAMI	20.477	J.ZARCO	24.276	F.BAGNAIA	21.538	B.BINDER	24.261	6	T.NAKAGAMI	1'30.604	1'30.777 (7)	
7	F.MORBIDELLI	20.505	J.MIR	24.306	A.RINS	21.572	T.NAKAGAMI	24.266	7	F.MORBIDELLI	1'30.614	1'30.614 (3)	
8	E.BASTIANINI	20.508	V.ROSSI	24.312	J.ZARCO	21.603	J.ZARCO	24.285	8	V.ROSSI	1'30.704	1'30.825 (10)	
9	A.ESPARGARO	20.511	M.VIÑALES	24.331	T.NAKAGAMI	21.606	J.MIR	24.296	9	B.BINDER	1'30.740	1'30.893 (12)	
10	J.MARTIN	20.517	F.BAGNAIA	24.340	V.ROSSI	21.621	F.QUARTARARO	24.298	10	A.RINS	1'30.754	1'30.866 (11)	
11	M.OLIVEIRA	20.534	J.MARTIN	24.343	F.QUARTARARO	21.623	M.VIÑALES	24.314	11	J.ZARCO	1'30.786	1'30.786 (8)	
12	V.ROSSI	20.564	A.RINS	24.354	D.PETRUCCI	21.652	F.MORBIDELLI	24.327	12	F.QUARTARAR	1'30.791	1'30.791 (9)	
13	L.MARINI	20.576	I.LECUONA	24.362	B.BINDER	21.673	A.RINS	24.369	13	M.VIÑALES	1'30.988	1'31.239 (17)	
14	M.VIÑALES	20.589	A.MARQUEZ	24.367	L.MARINI	21.681	I.LECUONA	24.371	14	A.MARQUEZ	1'31.097	1'31.152 (15)	
15	F.QUARTARARO	20.615	B.BINDER	24.373	A.DOVIZIOSO	21.683	A.MARQUEZ	24.376	15	I.LECUONA	1'31.098	1'31.112 (13)	
16	A.MARQUEZ	20.619	A.DOVIZIOSO	24.444	I.LECUONA	21.716	P.ESPARGARO	24.387	16	L.MARINI	1'31.135	1'31.135 (14)	
17	J.ZARCO	20.622	D.PETRUCCI	24.459	A.MARQUEZ	21.735	L.MARINI	24.392	17	E.BASTIANINI	1'31.207	1'31.389 (20)	
18	P.ESPARGARO	20.636	E.BASTIANINI	24.482	E.BASTIANINI	21.749	M.OLIVEIRA	24.416	18	D.PETRUCCI	1'31.217	1'31.217 (16)	
19	I.LECUONA	20.649	M.OLIVEIRA	24.482	M.VIÑALES	21.754	D.PETRUCCI	24.425	19	M.OLIVEIRA	1'31.260	1'31.388 (19)	
20	D.PETRUCCI	20.681	L.MARINI	24.486	P.ESPARGARO	21.757	E.BASTIANINI	24.468	20	A.DOVIZIOSO	1'31.291	1'31.377 (18)	
21	A.DOVIZIOSO	20.687	P.ESPARGARO	24.514	M.OLIVEIRA	21.828	A.DOVIZIOSO	24.477	21	P.ESPARGAR	1'31.294	1'31.495 (21)	


These data/results cannot be reproduced, stored and/or transmitted in whole or in part by any manner of electronic, mechanical, photocopying, recording, broadcasting or otherwise now known or herein after developed without the previous express consent by the copyright owner, except for reproduction in daily press and regular printed publications on sale to the public within 60 days of the event related to those data/results and always provided that copyright symbol appears together as follows below.  
© DORNA, 2021





4005 m.

**MotoGP™****GRAN PREMIO MOTUL DE LA COMUNITAT VALENCIANA****Free Practice Nr. 3****Fastest Laps Sequence**

<i>Practice Time</i>	 <i>Rider</i>	<i>Nation</i>	<i>Motorcycle</i>	<i>Time</i>	<i>Km/h</i>	<i>Rider's Lap</i>
<b>3'23.033</b>	36 <b>Joan MIR</b>	SPA	SUZUKI	<b>1'34.967</b>	151.8	2
<b>3'29.332</b>	9 <b>Danilo PETRUCCI</b>	ITA	KTM	<b>1'34.519</b>	152.5	2
<b>3'29.372</b>	88 <b>Miguel OLIVEIRA</b>	POR	KTM	<b>1'33.404</b>	154.3	2
<b>4'55.698</b>	36 <b>Joan MIR</b>	SPA	SUZUKI	<b>1'32.665</b>	155.5	3
<b>5'01.816</b>	88 <b>Miguel OLIVEIRA</b>	POR	KTM	<b>1'32.444</b>	155.9	3
<b>6'27.722</b>	36 <b>Joan MIR</b>	SPA	SUZUKI	<b>1'32.024</b>	156.6	4
<b>6'29.885</b>	44 <b>PoI ESPARGARO</b>	SPA	HONDA	<b>1'31.908</b>	156.8	4
<b>7'59.363</b>	36 <b>Joan MIR</b>	SPA	SUZUKI	<b>1'31.641</b>	157.3	5
<b>8'29.348</b>	41 <b>Aleix ESPARGARO</b>	SPA	APRILIA	<b>1'31.544</b>	157.4	5
<b>11'33.985</b>	30 <b>Takaaki NAKAGAMI</b>	JPN	HONDA	<b>1'31.502</b>	157.5	7
<b>11'35.124</b>	41 <b>Aleix ESPARGARO</b>	SPA	APRILIA	<b>1'31.405</b>	157.7	7
<b>24'04.050</b>	41 <b>Aleix ESPARGARO</b>	SPA	APRILIA	<b>1'30.951</b>	158.5	11
<b>34'35.794</b>	36 <b>Joan MIR</b>	SPA	SUZUKI	<b>1'30.876</b>	158.6	16
<b>35'27.083</b>	43 <b>Jack MILLER</b>	AUS	DUCATI	<b>1'30.547</b>	159.2	16
<b>43'30.972</b>	41 <b>Aleix ESPARGARO</b>	SPA	APRILIA	<b>1'30.529</b>	159.2	16

These data/results cannot be reproduced, stored and/or transmitted in whole or in part by any manner of electronic, mechanical, photocopying, recording, broadcasting or otherwise now known or herein after developed without the previous express consent by the copyright owner, except for reproduction in daily press and regular printed publications on sale to the public within 60 days of the event related to those data/results and always provided that copyright symbol appears together as follows below.

© DORNA, 2021

Official MotoGP Timing by **TISSOT**  
www.motogp.com

**Cheste, Saturday, November 13, 2021**

