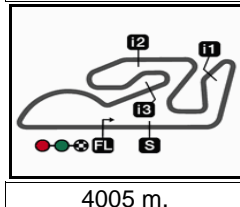



## GRAN PREMIO MOTUL DE LA COMUNITAT VALENCIANA

## Free Practice Nr. 4

## Classification

14



		Rider	Nation	Team	Motorcycle	Time	Lap Total	Gap	Top Speed
1	30	<b>Takaaki NAKAGAMI</b>	JPN	LCR Honda IDEMITSU	HONDA	<b>1'31.208</b>	13 18		<b>327.4</b>
2	20	<b>Fabio QUARTARARO</b>	FRA	Monster Energy Yamaha MotoGP	YAMAHA	<b>1'31.277</b>	5 16	0.069 0.069	<b>318.3</b>
3	42	<b>Alex RINS</b>	SPA	Team SUZUKI ECSTAR	SUZUKI	<b>1'31.338</b>	5 13	0.130 0.061	<b>319.8</b>
4	63	<b>Francesco BAGNAIA</b>	ITA	Ducati Lenovo Team	DUCATI	<b>1'31.377</b>	15 16	0.169 0.039	<b>324.3</b>
5	21	<b>Franco MORBIDELLI</b>	ITA	Monster Energy Yamaha MotoGP	YAMAHA	<b>1'31.387</b>	6 12	0.179 0.010	<b>315.4</b>
6	36	<b>Joan MIR</b>	SPA	Team SUZUKI ECSTAR	SUZUKI	<b>1'31.496</b>	9 14	0.288 0.109	<b>318.3</b>
7	73	<b>Alex MARQUEZ</b>	SPA	LCR Honda CASTROL	HONDA	<b>1'31.500</b>	6 16	0.292 0.004	<b>327.4</b>
8	88	<b>Miguel OLIVEIRA</b>	POR	Red Bull KTM Factory Racing	KTM	<b>1'31.506</b>	4 15	0.298 0.006	<b>322.8</b>
9	89	<b>Jorge MARTIN</b>	SPA	Pramac Racing	DUCATI	<b>1'31.523</b>	5 15	0.315 0.017	<b>322.8</b>
10	12	<b>Maverick VIÑALES</b>	SPA	Aprilia Racing Team Gresini	APRILIA	<b>1'31.529</b>	14 17	0.321 0.006	<b>322.8</b>
11	33	<b>Brad BINDER</b>	RSA	Red Bull KTM Factory Racing	KTM	<b>1'31.631</b>	14 15	0.423 0.102	<b>325.8</b>
12	41	<b>Aleix ESPARGARO</b>	SPA	Aprilia Racing Team Gresini	APRILIA	<b>1'31.705</b>	9 13	0.497 0.074	<b>321.3</b>
13	9	<b>Danilo PETRUCCI</b>	ITA	Tech 3 KTM Factory Racing	KTM	<b>1'31.712</b>	4 13	0.504 0.007	<b>315.4</b>
14	5	<b>Johann ZARCO</b>	FRA	Pramac Racing	DUCATI	<b>1'31.758</b>	6 15	0.550 0.046	<b>327.4</b>
15	43	<b>Jack MILLER</b>	AUS	Ducati Lenovo Team	DUCATI	<b>1'31.763</b>	17 18	0.555 0.005	<b>328.9</b>
16	10	<b>Luca MARINI</b>	ITA	SKY VR46 Avintia	DUCATI	<b>1'31.775</b>	8 10	0.567 0.012	<b>324.3</b>
17	46	<b>Valentino ROSSI</b>	ITA	Petronas Yamaha SRT	YAMAHA	<b>1'31.817</b>	7 16	0.609 0.042	<b>319.8</b>
18	4	<b>Andrea DOVIZIOSO</b>	ITA	Petronas Yamaha SRT	YAMAHA	<b>1'31.852</b>	5 16	0.644 0.035	<b>316.8</b>
19	27	<b>Iker LECUONA</b>	SPA	Tech 3 KTM Factory Racing	KTM	<b>1'31.951</b>	12 14	0.743 0.099	<b>335.4</b>
20	23	<b>Enea BASTIANINI</b>	ITA	Avintia Esponsorama	DUCATI	<b>1'32.031</b>	12 15	0.823 0.080	<b>324.3</b>
<b>Not Classified</b>									
	44	<b>Poi ESPARGARO</b>	SPA	Repsol Honda Team	HONDA				

Practice condition: **Dry**Air: **21°**Humidity: **46%**Ground: **24°**

<b>Fastest Lap:</b>	Lap: 13	<b>Takaaki NAKAGAMI</b>	<b>1'31.208</b>	158 Km/h
<b>Best Race Lap:</b>	2019	<b>Marc MARQUEZ</b>	<b>1'31.116</b>	158.2 Km/h
<b>All Time Lap Record:</b>	2016	<b>Jorge LORENZO</b>	<b>1'29.401</b>	161.2 Km/h

The results are provisional until the end of the limit for protest and appeals.

Time limit for protest expires 30' after publication of the results - ..... Time: .....

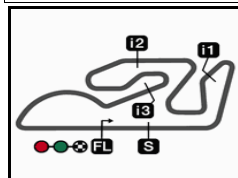
These data/results cannot be reproduced, stored and/or transmitted in whole or in part by any manner of electronic, mechanical, photocopying, recording, broadcasting or otherwise now known or herein after developed without the previous express consent by the copyright owner, except for reproduction in daily press and regular printed publications on sale to the public within 60 days of the event related to those data/results and always provided that copyright symbol appears together as follows below.

© DORNA, 2021

Official MotoGP Timing by TISSOT  
www.motogp.com

Cheste, Saturday, November 13, 2021





4005 m.

## GRAN PREMIO MOTUL DE LA COMUNITAT VALENCIANA

## Free Practice Nr. 4

## Top Speed &amp; Average

15



Rider	Nation	Motorcycle	Top 5 speeds					Average	Top
27 Iker LECUONA	SPA	KTM	335.4	321.3	321.3	319.8	319.8	322.9	335.4
43 Jack MILLER	AUS	DUCATI	328.9	325.8	325.8	325.8	325.8	326.1	328.9
5 Johann ZARCO	FRA	DUCATI	327.4	327.4	327.4	325.8	325.8	326.5	327.4
30 Takaaki NAKAGAMI	JPN	HONDA	327.4	324.3	322.8	322.8	322.8	324.0	327.4
73 Alex MARQUEZ	SPA	HONDA	327.4	324.3	324.3	322.8	322.8	324.1	327.4
33 Brad BINDER	RSA	KTM	325.8	322.8	321.3	321.3	321.3	322.3	325.8
10 Luca MARINI	ITA	DUCATI	324.3	319.8	319.8	318.3	318.3	319.3	324.3
23 Enea BASTIANINI	ITA	DUCATI	324.3	324.3	322.8	321.3	321.3	322.1	324.3
63 Francesco BAGNAIA	ITA	DUCATI	324.3	324.3	324.3	322.8	322.8	323.4	324.3
12 Maverick VIÑALES	SPA	APRILIA	322.8	322.8	322.8	322.8	322.8	322.8	322.8
88 Miguel OLIVEIRA	POR	KTM	322.8	322.8	321.3	321.3	321.3	321.7	322.8
89 Jorge MARTIN	SPA	DUCATI	322.8	322.8	322.8	322.8	322.8	322.8	322.8
41 Aleix ESPARGARO	SPA	APRILIA	321.3	319.8	319.8	319.8	319.8	320.0	321.3
42 Alex RINS	SPA	SUZUKI	319.8	318.3	318.3	316.8	316.8	318.0	319.8
46 Valentino ROSSI	ITA	YAMAHA	319.8	318.3	316.8	316.8	316.8	317.4	319.8
20 Fabio QUARTARARO	FRA	YAMAHA	318.3	316.8	316.8	316.8	316.8	317.0	318.3
36 Joan MIR	SPA	SUZUKI	318.3	318.3	318.3	316.8	316.8	317.4	318.3
4 Andrea DOVIZIOSO	ITA	YAMAHA	316.8	315.4	315.4	315.4	315.4	315.7	316.8
9 Danilo PETRUCCI	ITA	KTM	315.4	315.4	315.4	313.9	313.9	314.5	315.4
21 Franco MORBIDELLI	ITA	YAMAHA	315.4	315.4	315.4	315.4	313.9	314.8	315.4

These data/results cannot be reproduced, stored and/or transmitted in whole or in part by any manner of electronic, mechanical, photocopying, recording, broadcasting or otherwise now known or herein after developed without the previous express consent by the copyright owner, except for reproduction in daily press and regular printed publications on sale to the public within 60 days of the event related to those data/results and always provided that copyright symbol appears together as follows below.

© DORNA, 2021

Official MotoGP Timing by TISSOT  
www.motogp.com



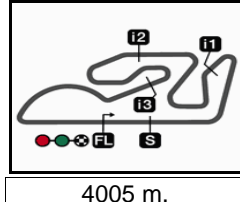
Cheste, Saturday, November 13, 2021

## GRAN PREMIO MOTUL DE LA COMUNITAT VALENCIANA

## Free Practice Nr. 4

## Chronological Analysis of Performances

16



\* Lap / Sector time cancelled

T1 Time from finish line to 1st intermediate

T3 Time from 2nd intermed. to 3rd intermed.

P Crossing the finish line in pit lane

T2 Time from 1st intermed. to 2nd intermed.

T4 Time from 3rd intermediate to finish line

\*\*Tyre data subject to further updates

Lap	Lap Time	T1	T2	T3	T4	Speed	Lap	Lap Time	T1	T2	T3	T4	Speed	
<b>1st</b>	<b>30</b>	<b>Takaaki NAKAGAMI</b> HONDA JPN LCR Honda IDEMITSU						13	1'31.666	20.671	24.534	21.848	24.613	316.8
							14	1'31.608	20.672	24.487	21.801	24.648	318.3	
							15	1'31.903 *	20.813	24.564 *	21.866	24.660	316.8	
							16	1'31.813	20.838	24.511	21.846	24.618	315.4	
		Runs=1	Total laps=18	Full laps=14										
<b>Run # 1</b>	<b>Front Tyre</b>	<b>Slick-Hard</b>	<b>Rear Tyre</b>	<b>Slick-Hard</b>	<b>New Tyre</b>									
		<b>New Tyre</b>		<b>New Tyre</b>										
1	2'09.794	24.282	27.462	23.330	25.389									
2	1'33.534	21.184	25.279	22.201	24.870	319.8								
3	1'36.485	20.694	27.358	23.664	24.769	322.8								
4	1'31.831	20.677	24.700	21.898	24.556	327.4								
5	1'38.208 P	21.625	25.875	22.896	27.812	324.3								
<b>Run # 2</b>	<b>Front Tyre</b>	<b>Slick-Hard</b>	<b>Rear Tyre</b>	<b>Slick-Medium</b>	<b>New Tyre</b>									
		<b>5 Laps at start</b>		<b>New Tyre</b>										
6	4'14.632	25.417	28.229	23.417	25.212									
7	1'32.461	20.867	24.853	21.934	24.807	319.8								
8	1'31.404	20.683	24.569	21.765	24.387	321.3								
9	1'41.509	20.556	24.477	21.930	34.546	322.8								
10	1'40.367	21.987	25.994	23.867	28.519	305.6								
11	1'31.922	20.680	24.648	21.882	24.712	322.8								
12	1'32.176 *	20.793	24.613 *	22.084	24.686	321.3								
13	1'31.208	20.576	24.448	21.757	24.427	319.8								
14	1'31.210	20.542	24.396	21.812	24.460	319.8								
15	1'31.429	20.640	24.490	21.778	24.521	321.3								
16	1'37.210	21.072	28.902	22.409	24.827	321.3								
17	1'31.555	20.703	24.551	21.845	24.456	321.3								
18	1'31.871	20.519	24.408	22.464	24.480	321.3								
<b>2nd</b>	<b>20</b>	<b>Fabio QUARTARARO</b> YAMAHA FRA Monster Energy Yamaha MotoGP												
		Runs=1	Total laps=16	Full laps=10										
<b>Run # 1</b>	<b>Front Tyre</b>	<b>Slick-Hard</b>	<b>Rear Tyre</b>	<b>Slick-Medium</b>	<b>New Tyre</b>									
		<b>New Tyre</b>		<b>New Tyre</b>										
1	2'50.105	23.658	26.627	22.581	25.051									
2	1'31.761	20.868	24.630	21.774	24.489	315.4								
3	1'31.395	20.722	24.431	21.676	24.566	316.8								
4	1'31.196 *	20.593 *	24.380	21.698	24.525	316.8								
5	1'31.277	20.570	24.422	21.689	24.596	316.8								
6	1'31.463	20.728	24.363	21.793	24.579	316.8								
7	1'31.422	20.645	24.434	21.790	24.553	315.4								
8	1'39.368 P	22.199	26.023	23.321	27.825	315.4								
<b>Run # 2</b>	<b>Front Tyre</b>	<b>Slick-Hard</b>	<b>Rear Tyre</b>	<b>Slick-Medium</b>	<b>New Tyre</b>									
		<b>8 Laps at start</b>		<b>8 Laps at start</b>										
9	7'07.822	24.084	25.818	22.223	24.924									
10	1'32.081 *	20.713	24.752 *	21.884	24.732	316.8								
11	1'31.643	20.805	24.444	21.826	24.568	316.8								
12	1'31.489	20.635	24.447	21.819	24.588	316.8								
<b>4th</b>	<b>63</b>	<b>Francesco BAGNAIA</b> DUCATI ITA Ducati Lenovo Team												
		Runs=2	Total laps=16	Full laps=10										
<b>Run # 1</b>	<b>Front Tyre</b>	<b>Slick-Hard</b>	<b>Rear Tyre</b>	<b>Slick-Soft</b>	<b>New Tyre</b>									
		<b>8 Laps at start</b>		<b>4 Laps at start</b>										
1	2'14.025	21.974	26.560	22.597	25.329									
2	1'32.889	20.982	25.096	22.036	24.775	322.8								
3	1'32.587	20.911	24.807	22.101	24.768	322.8								
4	1'31.518	20.681	24.658	21.709	24.470	324.3								
5	1'31.659	20.806	24.581	21.828	24.444	324.3								
6	1'31.617 *	20.735 *	24.509	21.836	24.537	324.3								
7	1'31.557	20.698	24.520	21.797	24.542	321.3								
8	1'40.156 P	22.345	26.548	23.290	27.973	319.8								
<b>Run # 2</b>	<b>Front Tyre</b>	<b>Slick-Hard</b>	<b>Rear Tyre</b>	<b>Slick-Hard</b>	<b>New Tyre</b>									
		<b>16 Laps at start</b>		<b>New Tyre</b>										
9	4'41.300	22.813	26.324	22.825	25.154									
10	1'34.755	22.374	25.548	22.206	24.627	321.3								

**Fastest Lap:** Takaaki NAKAGAMI LCR Honda IDEMITS JPN 1'31.208 20.576 24.448 21.757 24.427

These data/results cannot be reproduced, stored and/or transmitted in whole or in part by any manner of electronic, mechanical, photocopying, recording, broadcasting or otherwise now known or herein after developed without the previous express consent by the copyright owner, except for reproduction in daily press and regular printed publications on sale to the public within 60 days of the event related to those data/results and always provided that copyright symbol appears together as follows below.  
© DORNA, 2021



# Free Practice Nr. 4

MotoGP

Lap	Lap Time	T1	T2	T3	T4	Speed	Lap	Lap Time	T1	T2	T3	T4	Speed		
11	1'35.313	P	20.817	24.847	22.051	27.598	321.3	1	1'45.214	25.226	27.151	23.060	25.105		
<b>Run # 3</b>	<b>Front Tyre Slick-Hard</b>			<b>Rear Tyre Slick-Medium</b>				2	<b>1'32.706</b>	20.943	25.073	22.062	24.628	327.4	
	19 Laps at start			13 Laps at start				3	<b>1'31.765</b>	20.686	24.604	21.890	24.585	321.3	
12	3'45.055		22.395	26.164	22.546	24.907		4	1'31.564	*	20.667	24.550*	21.894	24.453	321.3
13	<b>1'31.880</b>		20.714	24.789	21.803	24.574	321.3	5	<b>1'32.615</b>		20.692	24.611	22.110	25.202	324.3
14	<b>1'31.432</b>		20.590	24.568	21.770	24.504	322.8	6	<b>1'31.500</b>		20.565	24.479	21.899	24.557	322.8
15	<b>1'31.377</b>		20.568	24.567	21.699	24.543	322.8	7	<b>1'31.626</b>		20.604	24.530	21.932	24.560	324.3
16	<b>1'33.124</b>		20.742	24.838	22.392	25.152	322.8	8	1'39.414	P	22.174	25.534	22.621	29.085	321.3

**5th 21 Franco MORBIDELLI** YAMAHA ITA  
Monster Energy Yamaha MotoGP

Runs=2 Total laps=12 Full laps=6

Run #	1	Front Tyre	Slick-Hard	Rear Tyre	Slick-Medium	Speed	
		New Tyre		New Tyre			
1	1'43.700	26.699	26.862	22.382	25.096		
2	<b>1'32.127</b>	20.772	24.708	21.837	24.810	315.4	
3	1'31.896	*	20.598	24.669	21.867*	24.762	312.5
4	<b>1'31.450</b>		20.470	24.553	21.823	24.604	313.9
5	1'31.366	*	20.509*	24.526	21.728	24.603	315.4
6	<b>1'31.387</b>		20.447	24.454	21.783	24.703	313.9
7	1'47.736	P	24.498	28.369	23.225	31.644	313.9

Run #	2	Front Tyre	Slick-Hard	Rear Tyre	Slick-Medium	Speed	
		7 Laps at start		7 Laps at start			
8	4'53.318	23.984	25.720	22.326	25.027		
9	<b>1'31.767</b>	20.615	24.665	21.851	24.636	315.4	
10	<b>1'31.646</b>	20.636	24.562	21.798	24.650	312.5	
11	<b>1'31.969</b>	20.612	24.627	21.973	24.757	315.4	
12	1'44.323	P	20.629	26.666*	24.315	32.713	312.5

**6th 36 Joan MIR** SUZUKI SPA  
Team SUZUKI ECSTAR

Runs=2 Total laps=14 Full laps=10

Run #	1	Front Tyre	Slick-Hard	Rear Tyre	Slick-Medium	Speed	
		New Tyre		New Tyre			
1	2'42.149	23.581	26.483	22.694	25.238		
2	<b>1'32.989</b>	21.023	25.006	22.136	24.824	312.5	
3	<b>1'31.808</b>	20.696	24.672	21.855	24.585	316.8	
4	1'31.819	*	20.725*	24.691	21.820	24.583	316.8
5	<b>1'31.556</b>	20.607	24.637	21.722	24.590	318.3	
6	<b>1'31.637</b>	20.581	24.526	21.838	24.692	316.8	
7	<b>1'31.613</b>	20.608	24.584	21.862	24.559	318.3	
8	<b>1'31.675</b>	20.708	24.604	21.824	24.539	313.9	
9	<b>1'31.496</b>	20.646	24.524	21.776	24.550	315.4	
10	<b>1'31.638</b>	20.676	24.559	21.801	24.602	316.8	
11	<b>1'31.536</b>	20.577	24.581	21.799	24.579	318.3	
12	<b>1'36.462</b>	22.359	26.179	22.997	24.927	313.9	
13	1'37.420	P	20.664	24.678	23.213	28.865	315.4

Run #	2	Front Tyre	Slick-Medium	Rear Tyre	Slick-Medium	Speed
		8 Laps at start		13 Laps at start		
14	5'31.421	P	23.198	26.331	23.871	31.124

**7th 73 Alex MARQUEZ** HONDA SPA  
LCR Honda CASTROL

Runs=2 Total laps=16 Full laps=10

Run #	1	Front Tyre	Slick-Hard	Rear Tyre	Slick-Medium	Speed
		New Tyre		New Tyre		

**Run # 2** Front Tyre Slick-Hard Rear Tyre Slick-Medium  
8 Laps at start 8 Laps at start

9	6'01.859	22.262	26.272	22.695	25.113		
10	<b>1'33.320</b>	20.933	25.018	22.291	25.078	321.3	
11	1'32.119	*	20.694	24.766*	21.997	24.662	321.3
12	<b>1'32.003</b>	20.777	24.695	21.959	24.572	318.3	
13	<b>1'31.695</b>	20.623	24.610	21.906	24.556	321.3	
14	<b>1'31.827</b>	20.560	24.640	22.009	24.618	322.8	
15	<b>1'32.200</b>	20.646	24.670	22.119	24.765	322.8	
16	1'42.757	P	22.953	26.510	22.574	30.720	321.3

**8th 88 Miguel OLIVEIRA** KTM POR  
Red Bull KTM Factory Racing

Runs=2 Total laps=15 Full laps=10

Run #	1	Front Tyre	Slick-Hard	Rear Tyre	Slick-Medium	Speed
		9 Laps at start		New Tyre		

1	1'53.831	22.136	26.241	22.846	25.299		
2	1'32.580	*	20.811	25.002	21.968*	24.799	322.8
3	<b>1'33.178</b>	20.864	25.469	22.181	24.664	321.3	
4	<b>1'31.506</b>	20.410	24.654	21.922	24.520	321.3	
5	<b>1'31.654</b>	20.454	24.703	21.943	24.554	321.3	
6	<b>1'31.656</b>	20.513	24.575	21.916	24.652	321.3	
7	<b>1'31.722</b>	20.516	24.651	21.965	24.590	319.8	
8	<b>1'32.164</b>	20.719	24.717	22.040	24.688	319.8	
9	<b>1'31.819</b>	20.480	24.714	22.028	24.597	318.3	
10	1'40.280	P	21.667	27.092	22.923	28.598	319.8

Run #	2	Front Tyre	Slick-Hard	Rear Tyre	Slick-Medium	Speed
		19 Laps at start		10 Laps at start		

11	7'35.727	22.024	25.355	22.283	24.906		
12	<b>1'32.854</b>	20.649	24.918	22.119	25.168	321.3	
13	<b>1'32.040</b>	20.608	24.702	22.159	24.571	319.8	
14	<b>1'32.481</b>	20.686	24.813	22.192	24.790	322.8	
15	1'35.427	P	20.588	24.930	22.059	27.850	321.3

**9th 89 Jorge MARTIN** DUCATI SPA  
Pramac Racing

Runs=2 Total laps=15 Full laps=7

Run #	1	Front Tyre	Slick-Hard	Rear Tyre	Slick-Hard	Speed
		6 Laps at start		New Tyre		

1	2'12.485	23.271	27.357	22.886	25.387		
2	<b>1'32.843</b>	20.971	25.176	21.999	24.697	319.8	
3	<b>1'31.694</b>	20.510	24.778	21.938	24.468	322.8	
4	1'32.016	*	20.516	24.671	22.138	24.691*	322.8
5	<b>1'31.523</b>	20.570	24.668	21.831	24.454	321.3	
6	<b>1'31.529</b>	20.507	24.612	21.829	24.581	322.8	
7	1'40.903	P	24.095	25.730	22.699	28.379	321.3

**Fastest Lap:** Takaaki NAKAGAMI LCR Honda IDEMITS JPN **1'31.208** 20.576 24.448 21.757 24.427

These data/results cannot be reproduced, stored and/or transmitted in whole or in part by any manner of electronic, mechanical, photocopying, recording, broadcasting or otherwise now known or herein after developed without the previous express consent by the copyright owner, except for reproduction in daily press and regular printed publications on sale to the public within 60 days of the event related to those data/results and always provided that copyright symbol appears together as follows below.  
© DORNA, 2021



# Free Practice Nr. 4

# MotoGP

Lap	Lap Time	T1	T2	T3	T4	Speed	Lap	Lap Time	T1	T2	T3	T4	Speed
Run # 2	Front Tyre Slick-Hard	Rear Tyre Slick-Hard	13 Laps at start		7 Laps at start		14	1'31.631	20.529	24.637	21.968	24.497	319.8
8	5'36.442	22.909	26.085	22.576	25.145		15	1'58.097 P	20.493	24.682	43.729	29.193	319.8
9	1'33.052	21.088	25.184	22.186	24.594	319.8	<b>12th 41 Aleix ESPARGARO</b> APRILIA SPA						
10	1'32.091 *	20.661	24.729	21.946	24.755*	319.8	Aprilia Racing Team Gresini						
11	1'31.988 *	20.652	24.753*	21.997	24.586	319.8	Runs=2 Total laps=14 Full laps=10						
12	1'31.826	20.616	24.658	21.933	24.619	319.8	Run # 1	Front Tyre Slick-Hard	Rear Tyre Slick-Medium	New Tyre			
13	1'37.421 *	24.059*	26.582	22.102	24.678	322.8	1	2'22.048	21.565	25.998	22.518	25.021	
14	1'32.897	20.819	24.871	22.207	25.000	322.8	2	1'32.419	20.922	24.873	21.949	24.675	318.3
15	1'40.423 P	20.697	27.557	22.314	29.855	321.3	3	1'32.160	20.880	24.758	21.886	24.636	319.8

<b>10th 12 Maverick VIÑALES</b> APRILIA SPA
Aprilia Racing Team Gresini
Runs=1 Total laps=17 Full laps=11

Run # 1	Front Tyre Slick-Hard	Rear Tyre missing data	3 Laps at start		Laps at start	
1	2'07.539	22.423	26.196	22.772	25.190	
2	1'33.446	21.235	25.099	22.374	24.738	322.8
3	1'32.622	20.844	24.917	22.042	24.819	321.3
4	1'37.386 P	21.691*	25.303	22.365	28.027	321.3

Run # 2	Front Tyre Slick-Medium	Rear Tyre Slick-Soft	4 Laps at start		3 Laps at start	
5	4'41.163	22.631	25.675	38.247	25.473	
6	1'32.610	20.918	24.843	22.085	24.764	319.8
7	1'31.938	20.678	24.728	22.058	24.474	318.3
8	1'31.751	20.542	24.643	21.941	24.625	322.8
9	1'31.727	20.568	24.618	21.972	24.569	319.8
10	1'33.056 *	20.568	24.646	21.993	25.849*	321.3
11	1'34.880	22.571	25.354	22.163	24.792	315.4
12	1'32.193 *	20.658	24.839*	22.073	24.623	319.8
13	1'36.591	20.707	24.592	26.581	24.711	322.8
14	1'31.529	20.529	24.535	21.962	24.503	322.8
15	1'31.603	20.544	24.533	22.025	24.501	322.8
16	1'34.625 *	22.783*	25.090	22.065	24.687	319.8
17	1'31.839	20.612	24.666	21.982	24.579	319.8

<b>11th 33 Brad BINDER</b> KTM RSA
Red Bull KTM Factory Racing
Runs=2 Total laps=15 Full laps=11

Run # 1	Front Tyre Slick-Hard	Rear Tyre Slick-Medium	5 Laps at start		New Tyre	
1	1'59.937	23.588	26.554	27.210	25.489	
2	1'33.288	21.298	25.027	22.275	24.688	325.8
3	1'37.822	20.912	25.118	22.223	29.569	322.8
4	1'32.455	21.066	24.707	22.087	24.595	318.3
5	1'31.721	20.591	24.576	21.931	24.623	321.3
6	1'31.832	20.626	24.601	22.083	24.522	321.3
7	1'40.663 P	23.763	25.612	22.274	29.014	319.8

Run # 2	Front Tyre Slick-Hard	Rear Tyre Slick-Hard	12 Laps at start		New Tyre	
8	5'13.406	23.920	26.262	22.721	24.937	
9	1'36.318	21.136	25.364	23.394	26.424	318.3
10	1'32.532	20.836	24.885	22.126	24.685	319.8
11	1'32.067	20.597	24.909	22.022	24.539	319.8
12	1'31.802	20.627	24.693	21.955	24.527	321.3
13	1'33.259	20.514	24.889	23.189	24.667	321.3

Run # 2	Front Tyre Slick-Hard	Rear Tyre Slick-Medium	4 Laps at start		8 Laps at start	
4	1'38.743 *	23.364*	26.904	22.886	25.589	
5	1'33.449	21.409	25.256	21.998	24.786	312.5
6	1'32.563	20.801	25.023	21.954	24.785	319.8
7	1'32.087	20.700	24.745	21.879	24.763	318.3
8	1'31.773	20.710	24.658	21.833	24.572	319.8
9	1'31.705	20.617	24.617	21.892	24.579	319.8
10	1'31.826 *	20.607	24.683*	21.921	24.615	319.8
11	1'31.821	20.670	24.659	21.783	24.709	319.8
12	1'31.720	20.604	24.639	21.848	24.629	319.8
13	1'42.026 P	21.995	26.464	23.373	30.194	319.8

<b>13th 9 Danilo PETRUCCI</b> KTM ITA
Tech 3 KTM Factory Racing
Runs=2 Total laps=13 Full laps=9

Run # 1	Front Tyre Slick-Hard	Rear Tyre Slick-Medium	New Tyre		New Tyre	
1	1'55.480	22.675	26.445	22.760	25.235	
2	1'32.187	20.764	24.851	21.936	24.636	315.4
3	1'32.523	20.724	24.796	22.077	24.926	313.9
4	1'31.712	20.608	24.688	21.808	24.608	315.4
5	1'32.092	20.695	24.695	21.926	24.776	315.4
6	1'41.484 P	20.858	27.196	23.069	30.361	313.9

Run # 2	Front Tyre Slick-Hard	Rear Tyre Slick-Medium	6 Laps at start		6 Laps at start	
7	8'30.591	23.829	25.398	22.260	24.978	
8	1'32.611	20.738	24.927	21.938	25.008	309.7
9	1'32.172	20.728	24.740	22.016	24.688	311.1
10	1'32.133	20.740	24.726	21.854	24.813	311.1
11	1'34.746	20.761	24.778	22.018	27.189	311.1
12	1'32.164	20.752	24.721	21.917	24.774	313.9
13	1'43.081 P	20.788	26.799	24.720	30.774	313.9

<b>14th 5 Johann ZARCO</b> DUCATI FRA
Pramac Racing
Runs=2 Total laps=15 Full laps=9

Run # 1	Front Tyre Slick-Hard	Rear Tyre Slick-Hard	9 Laps at start		New Tyre	
1	1'59.380	21.948	27.180	23.233	25.259	
2	1'33.484	21.238	25.173	22.222	24.851	327.4
3	1'37.478	23.853	26.583	22.162	24.880	325.8
4	1'32.303	20.759	24.788	22.096	24.660	325.8
5	1'33.107	22.035	24.646	21.965	24.461	324.3

<b>Fastest Lap:</b> Takaaki NAKAGAMI	LCR Honda IDEMITS	JPN	1'31.208	20.576	24.448	21.757	24.427
--------------------------------------	-------------------	-----	----------	--------	--------	--------	--------

These data/results cannot be reproduced, stored and/or transmitted in whole or in part by any manner of electronic, mechanical, photocopying, recording, broadcasting or otherwise now known or herein after developed without the previous express consent by the copyright owner, except for reproduction in daily press and regular printed publications on sale to the public within 60 days of the event related to those data/results and always provided that copyright symbol appears together as follows below.  
© DORNA, 2021



# Free Practice Nr. 4

# MotoGP

Lap	Lap Time	T1	T2	T3	T4	Speed	Lap	Lap Time	T1	T2	T3	T4	Speed	
6	1'31.758	20.773	24.567	21.938	24.480	327.4	unfinished	20.501					319.8	
7	1'52.979	P 21.196	25.549	36.078	30.156	327.4								
<b>Run # 2</b>	<b>Front Tyre</b>	<b>Slick-Hard</b>	<b>Rear Tyre</b>	<b>Slick-Hard</b>			<b>17th</b>	<b>46</b>	<b>Valentino ROSSI</b>			<b>YAMAHA</b>	<b>ITA</b>	
									Petronas Yamaha SRT					
		16 Laps at start		7 Laps at start				Runs=1	Total laps=16	Full laps=12				
<b>Run # 1</b>	<b>Front Tyre</b>	<b>Slick-Hard</b>	<b>Rear Tyre</b>	<b>Slick-Medium</b>			<b>Run # 1</b>	<b>Front Tyre</b>	<b>Slick-Hard</b>	<b>Rear Tyre</b>	<b>Slick-Medium</b>			
									<b>New Tyre</b>		<b>New Tyre</b>			
8	5'56.195	21.680	26.286	22.973	24.909		1	1'44.172	25.633	26.902	22.694	25.054		
9	1'32.653	20.818	24.891	22.147	24.797	324.3	2	1'32.494	21.040	24.811	22.052	24.591	316.8	
10	1'32.587	20.825	24.909	22.122	24.731	321.3	3	1'32.106	20.764	24.689	22.002	24.651	318.3	
11	1'36.881	* 22.191	27.394*	22.466	24.830	324.3	4	1'32.192	21.049	24.584	21.870	24.689	315.4	
12	1'32.387	20.841	24.703	22.069	24.774	325.8	5	1'31.822	20.763	24.596	21.854	24.609	315.4	
13	1'44.351	P 23.968	27.523	22.938	29.922	325.8	6	1'31.845	20.718	24.534	21.877	24.716	316.8	
<b>Run # 3</b>	<b>Front Tyre</b>	<b>Slick-Hard</b>	<b>Rear Tyre</b>	<b>Slick-Medium</b>			7	1'31.817	20.706	24.581	21.939	24.591	316.8	
							8	1'40.601	P 23.249*	25.580	22.388	29.384	312.5	
		22 Laps at start		New Tyre				<b>Run # 2</b>	<b>Front Tyre</b>	<b>Slick-Hard</b>	<b>Rear Tyre</b>	<b>Slick-Hard</b>		
14	3'26.823	20.781	25.757	22.381	24.675				8 Laps at start		New Tyre			
15	1'32.435	20.876	24.726	22.297	24.536	324.3	9	6'57.952	23.502	27.311	22.831	25.214		
<b>15th</b>	<b>43</b>	<b>Jack MILLER</b>			<b>DUCATI</b>	<b>AUS</b>	10	1'33.582	21.133	25.341	22.273	24.835	312.5	
		Ducati Lenovo Team					11	1'32.848	20.768	25.006	22.051	25.023	315.4	
			Runs=1	Total laps=18	Full laps=15		12	1'32.590	21.134	24.802	22.034	24.620	312.5	
<b>Run # 1</b>	<b>Front Tyre</b>	<b>Slick-Hard</b>	<b>Rear Tyre</b>	<b>Slick-Hard</b>			13	1'32.342	* 20.836	24.754*	22.064	24.688	319.8	
							14	1'32.157	20.841	24.610	21.954	24.752	316.8	
1	2'30.849	22.101	26.682	23.232	25.625		15	1'32.177	20.727	24.709	21.980	24.761	316.8	
2	1'33.587	20.983	25.281	22.409	24.914	324.3	16	1'32.323	20.727	24.691	22.010	24.895	313.9	
3	1'33.019	20.820	24.949	22.125	25.125	325.8								
4	1'32.341	* 20.791*	24.798	22.068	24.684	325.8	<b>18th</b>	<b>4</b>	<b>Andrea DOVIZIOSO</b>			<b>YAMAHA</b>	<b>ITA</b>	
5	1'32.179	20.752	24.779	21.952	24.696	324.3			Petronas Yamaha SRT					
6	1'31.829	20.576	24.672	21.911	24.670	325.8			Runs=2	Total laps=16	Full laps=11			
7	1'32.082	20.717	24.779	21.917	24.669	324.3	<b>Run # 1</b>	<b>Front Tyre</b>	<b>Slick-Hard</b>	<b>Rear Tyre</b>	<b>Slick-Medium</b>			
8	1'32.773	20.772	24.843	22.308	24.850	324.3			6 Laps at start		New Tyre			
9	1'31.919	20.628	24.727	21.947	24.617	325.8	1	2'12.690	23.117	27.420	22.800	25.351		
10	1'32.008	20.672	24.784	21.905	24.647	325.8	2	1'32.988	21.209	25.104	21.993	24.682	312.5	
11	1'31.936	20.606	24.700	21.961	24.669	324.3	3	1'31.960	20.719	24.715	21.876	24.650	312.5	
12	1'42.669	23.498	29.979	23.428	25.764	324.3	4	1'31.908	20.689	24.691	21.883	24.645	315.4	
13	1'32.006	20.641	24.725	22.009	24.631	322.8	5	1'31.852	20.763	24.717	21.817	24.555	313.9	
14	1'32.306	20.608	24.659	22.129	24.910	328.9	6	1'33.531	20.707	24.879	23.316	24.629	315.4	
15	1'32.295	20.887	24.765	21.920	24.723	325.8	7	1'36.598	P 20.812	24.790	21.909	29.087	315.4	
16	1'31.819	20.540	24.647	21.980	24.652	325.8	<b>Run # 2</b>	<b>Front Tyre</b>	<b>Slick-Hard</b>	<b>Rear Tyre</b>	<b>Slick-Medium</b>			
17	1'31.763	20.562	24.570	21.933	24.698	325.8			13 Laps at start		7 Laps at start			
18	1'36.504	P 20.596	24.679	21.940	29.289	325.8	8	5'56.902	22.581	25.834	22.746	25.262		
<b>16th</b>	<b>10</b>	<b>Luca MARINI</b>			<b>DUCATI</b>	<b>ITA</b>	9	1'33.511	21.099	25.108	22.252	25.052	311.1	
		SKY VR46 Avintia	Runs=2	Total laps=11	Full laps=6		10	1'36.844	21.787	25.656	22.991	26.410	311.1	
<b>Run # 1</b>	<b>Front Tyre</b>	<b>Slick-Hard</b>	<b>Rear Tyre</b>	<b>Slick-Hard</b>			11	1'40.487	* 20.876	26.495*	24.880	28.236	313.9	
							12	1'32.478	20.898	24.857	21.911	24.812	316.8	
1	1'58.127	21.935	26.577	22.909	25.383		13	1'32.401	20.842	24.700	21.922	24.937	313.9	
2	1'34.898	* 21.380*	25.494	22.633	25.391	318.3	14	1'32.220	20.731	24.724	21.980	24.785	315.4	
3	1'33.168	20.933	25.148	22.259	24.828	318.3	15	1'32.059	20.663	24.686	21.909	24.801	313.9	
4	1'39.620	P 20.770	25.289	22.425	31.136	318.3	16	1'39.584	P 21.446	27.032	22.940	28.166	313.9	
<b>Run # 2</b>	<b>Front Tyre</b>	<b>Slick-Hard</b>	<b>Rear Tyre</b>	<b>Slick-Medium</b>			<b>19th</b>	<b>27</b>	<b>Iker LECUONA</b>			<b>KTM</b>	<b>SPA</b>	
									Tech 3 KTM Factory Racing					
		4 Laps at start		New Tyre				Runs=2	Total laps=14	Full laps=9				
5	5'34.379	22.823	26.228	22.764	25.191		<b>Run # 1</b>	<b>Front Tyre</b>	<b>Slick-Hard</b>	<b>Rear Tyre</b>	<b>Slick-Medium</b>			
6	1'32.643	20.719	25.023	22.113	24.788	318.3			New Tyre		New Tyre			
7	1'31.874	20.644	24.659	21.922	24.649	324.3	1	1'45.301	22.947	26.294	22.925	25.084		
8	1'31.775	20.632	24.640	21.904	24.599	319.8								
9	1'33.592	20.554	25.782	22.374	24.882	318.3								
10	1'31.777	20.587	24.744	21.913	24.533	318.3								

**Fastest Lap:** Takaaki NAKAGAMI LCR Honda IDEMITS JPN 1'31.208 20.576 24.448 21.757 24.427

These data/results cannot be reproduced, stored and/or transmitted in whole or in part by any manner of electronic, mechanical, photocopying, recording, broadcasting or otherwise now known or herein after developed without the previous express consent by the copyright owner, except for reproduction in daily press and regular printed publications on sale to the public within 60 days of the event related to those data/results and always provided that copyright symbol appears together as follows below.  
© DORNA, 2021

Official MotoGP Timing by TISSOT  
www.motogp.com

Cheste, Saturday, November 13, 2021

Page 4 of 5



## Free Practice Nr. 4

MotoGP

Lap	Lap Time	T1	T2	T3	T4	Speed	Lap	Lap Time	T1	T2	T3	T4	Speed
2	1'33.303 *	21.072	24.964	22.166*	25.101	335.4							
3	1'32.151	20.718	24.813	21.860	24.760	321.3							
4	1'32.236	20.854	24.725	21.964	24.693	319.8							
5	1'41.805	25.446	26.230	25.003	25.126	319.8							
6	1'32.736	20.953	24.835	22.065	24.883	321.3							
7	1'32.402	20.813	24.788	22.078	24.723	316.8							
8	1'36.166 P	20.823	24.794	22.075	28.474	316.8							
<b>Run # 2</b>	<b>Front Tyre</b>	<b>Slick-Hard</b>		<b>Rear Tyre</b>	<b>Slick-Medium</b>								
		8 Laps at start			8 Laps at start								
9	7'19.464	23.783	25.658	22.381	24.918								
10	1'33.519	21.477	25.142	22.102	24.798	316.8							
11	1'32.397	20.792	24.766	22.036	24.803	316.8							
12	1'31.951	20.580	24.775	22.012	24.584	316.8							
13	1'32.174	20.714	24.784	22.009	24.667	318.3							
14	1'37.468 P	20.730	24.755	23.270	28.713	319.8							

**20th 23** Enea BASTIANINI DUCATI ITA  
Avintia Esponsorama

Runs=2 Total laps=15 Full laps=11

Run # 1	Front Tyre	Slick-Hard	Rear Tyre	Slick-Hard			
		4 Laps at start			New Tyre		
1	2'01.569	22.131	27.502	23.469	25.674		
2	1'34.512	21.404	25.547	22.467	25.094	318.3	
3	1'33.206	20.887	25.073	22.197	25.049	321.3	
4	1'35.087	21.224	25.883	23.219	24.761	318.3	
5	1'32.253	20.723	24.792	22.058	24.680	324.3	
6	1'32.177	20.630	24.728	22.029	24.790	324.3	
7	1'49.703 P	21.434	25.826	33.994	28.449	321.3	
<b>Run # 2</b>	<b>Front Tyre</b>	<b>Slick-Hard</b>		<b>Rear Tyre</b>	<b>Slick-Medium</b>		
		11 Laps at start			9 Laps at start		
8	8'15.391	23.353	26.395	22.789	25.214		
9	1'32.875	20.919	25.077	22.085	24.794	319.8	
10	1'32.359	20.658	24.918	22.003	24.780	319.8	
11	1'32.080	20.563	24.785	21.980	24.752	321.3	
12	1'32.031	20.648	24.639	21.998	24.746	321.3	
13	1'35.741	20.895	25.468	22.944	26.434	322.8	
14	1'32.240	20.669	24.803	22.015	24.753	321.3	
15	1'38.935 P	21.097	25.792	22.812	29.234	321.3	

**Fastest Lap:** Takaaki NAKAGAMI LCR Honda IDEMITS JPN **1'31.208** 20.576 24.448 21.757 24.427

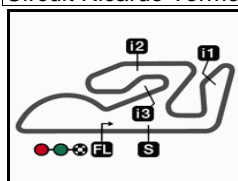
These data/results cannot be reproduced, stored and/or transmitted in whole or in part by any manner of electronic, mechanical, photocopying, recording, broadcasting or otherwise now known or herein after developed without the previous express consent by the copyright owner, except for reproduction in daily press and regular printed publications on sale to the public within 60 days of the event related to those data/results and always provided that copyright symbol appears together as follows below.  
© DORNA, 2021

Official MotoGP Timing by TISSOT  
www.motogp.com

Cheste, Saturday, November 13, 2021

Page 5 of 5





4005 m.

# GRAN PREMIO MOTUL DE LA COMUNITAT VALENCIANA

## Free Practice Nr. 4

### Best Partial Times

# MotoGP™

*IT* Ideal Lap Time, sum of the best partial times

*BT* Best Lap Time

<b>T1</b>		<b>T2</b>		<b>T3</b>		<b>T4</b>				<i>IT</i>	<i>BT</i>	
<i>Pos</i>	<i>Rider</i>	<i>Time</i>	<i>Rider</i>	<i>Time</i>	<i>Rider</i>	<i>Time</i>	<i>Rider</i>	<i>Time</i>	<i>Pos</i>	<i>Rider</i>		
1	M.OLIVEIRA	20.410	F.QUARTARARO	24.363	A.RINS	21.672	T.NAKAGAMI	24.387	1	T.NAKAGAMI	1'31.059	1'31.208 (1)
2	F.MORBIDELLI	20.447	T.NAKAGAMI	24.396	F.QUARTARARO	21.676	F.BAGNAIA	24.444	2	F.QUARTARAR	1'31.098	1'31.277 (2)
3	A.RINS	20.488	F.MORBIDELLI	24.454	F.BAGNAIA	21.699	A.MARQUEZ	24.453	3	A.RINS	1'31.194	1'31.338 (3)
4	B.BINDER	20.493	A.MARQUEZ	24.479	J.MIR	21.722	J.MARTIN	24.454	4	F.BAGNAIA	1'31.220	1'31.377 (4)
5	L.MARINI	20.501	F.BAGNAIA	24.509	F.MORBIDELLI	21.728	J.ZARCO	24.461	5	F.MORBIDELLI	1'31.232	1'31.387 (5)
6	J.MARTIN	20.507	J.MIR	24.524	T.NAKAGAMI	21.757	M.VIÑALES	24.474	6	J.MIR	1'31.362	1'31.496 (6)
7	T.NAKAGAMI	20.519	M.VIÑALES	24.533	A.ESPARGARO	21.783	F.QUARTARARO	24.489	7	A.MARQUEZ	1'31.382	1'31.500 (7)
8	M.VIÑALES	20.529	V.ROSSI	24.534	D.PETRUCCI	21.808	B.BINDER	24.497	8	J.MARTIN	1'31.402	1'31.523 (9)
9	J.MILLER	20.540	A.RINS	24.536	A.DOVIZIOSO	21.817	A.RINS	24.498	9	M.OLIVEIRA	1'31.421	1'31.506 (8)
10	A.MARQUEZ	20.560	J.ZARCO	24.567	J.MARTIN	21.829	M.OLIVEIRA	24.520	10	M.VIÑALES	1'31.477	1'31.529 (10)
11	E.BASTIANINI	20.563	J.MILLER	24.570	V.ROSSI	21.854	L.MARINI	24.533	11	B.BINDER	1'31.497	1'31.631 (11)
12	F.BAGNAIA	20.568	M.OLIVEIRA	24.575	I.LECUONA	21.860	J.MIR	24.539	12	A.ESPARGAR	1'31.576	1'31.705 (12)
13	F.QUARTARARO	20.570	B.BINDER	24.576	A.MARQUEZ	21.890	A.DOVIZIOSO	24.555	13	L.MARINI	1'31.578	1'31.775 (16)
14	J.MIR	20.577	J.MARTIN	24.612	L.MARINI	21.904	A.ESPARGARO	24.572	14	J.MILLER	1'31.632	1'31.763 (15)
15	I.LECUONA	20.580	A.ESPARGARO	24.617	J.MILLER	21.905	I.LECUONA	24.584	15	V.ROSSI	1'31.685	1'31.817 (17)
16	A.ESPARGARO	20.604	E.BASTIANINI	24.639	M.OLIVEIRA	21.916	V.ROSSI	24.591	16	D.PETRUCCI	1'31.712	1'31.712 (13)
17	D.PETRUCCI	20.608	L.MARINI	24.640	B.BINDER	21.931	F.MORBIDELLI	24.603	17	A.DOVIZIOSO	1'31.721	1'31.852 (18)
18	A.DOVIZIOSO	20.663	A.DOVIZIOSO	24.686	J.ZARCO	21.938	D.PETRUCCI	24.608	18	J.ZARCO	1'31.725	1'31.758 (14)
19	V.ROSSI	20.706	D.PETRUCCI	24.688	M.VIÑALES	21.941	J.MILLER	24.617	19	I.LECUONA	1'31.749	1'31.951 (19)
20	J.ZARCO	20.759	I.LECUONA	24.725	E.BASTIANINI	21.980	E.BASTIANINI	24.680	20	E.BASTIANINI	1'31.862	1'32.031 (20)

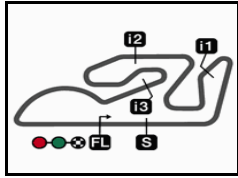
These data/results cannot be reproduced, stored and/or transmitted in whole or in part by any manner of electronic, mechanical, photocopying, recording, broadcasting or otherwise now known or herein after developed without the previous express consent by the copyright owner, except for reproduction in daily press and regular printed publications on sale to the public within 60 days of the event related to those data/results and always provided that copyright symbol appears together as follows below.

© DORNA, 2021

Official MotoGP Timing by  TISSOT  
www.motogp.com








4005 m.

**MotoGP™****GRAN PREMIO MOTUL DE LA COMUNITAT VALENCIANA****Free Practice Nr. 4****Fastest Laps Sequence**

<i>Practice Time</i>	 <i>Rider</i>	<i>Nation</i>	<i>Motorcycle</i>	<i>Time</i>	<i>Km/h</i>	<i>Rider's Lap</i>
<b>3'15.827</b>	21 <b>Franco MORBIDELLI</b>	ITA	YAMAHA	<b>1'32.127</b>	156.5	2
<b>4'21.866</b>	20 <b>Fabio QUARTARARO</b>	FRA	YAMAHA	<b>1'31.761</b>	157.1	2
<b>5'17.022</b>	89 <b>Jorge MARTIN</b>	SPA	DUCATI	<b>1'31.694</b>	157.2	3
<b>5'53.261</b>	20 <b>Fabio QUARTARARO</b>	FRA	YAMAHA	<b>1'31.395</b>	157.7	3
<b>8'26.944</b>	42 <b>Alex RINS</b>	SPA	SUZUKI	<b>1'31.338</b>	157.8	5
<b>8'55.734</b>	20 <b>Fabio QUARTARARO</b>	FRA	YAMAHA	<b>1'31.277</b>	157.9	5
<b>23'45.531</b>	30 <b>Takaaki NAKAGAMI</b>	JPN	HONDA	<b>1'31.208</b>	158.0	13

These data/results cannot be reproduced, stored and/or transmitted in whole or in part by any manner of electronic, mechanical, photocopying, recording, broadcasting or otherwise now known or herein after developed without the previous express consent by the copyright owner, except for reproduction in daily press and regular printed publications on sale to the public within 60 days of the event related to those data/results and always provided that copyright symbol appears together as follows below.

© DORNA, 2021

Official MotoGP Timing by **TISSOT**  
www.motogp.com

**Cheste, Saturday, November 13, 2021**

