


4005 m.

## GRAN PREMIO MOTUL DE LA COMUNITAT VALENCIANA

## Qualifying Nr. 1

## Classification

17

	Rider	Nation	Team	Motorcycle	Time	Lap	Total	Gap	Top Speed
1	42 Alex RINS	SPA	Team SUZUKI ECSTAR	SUZUKI	<b>1'30.673</b>	7	7		<b>319.8</b>
2	33 Brad BINDER	RSA	Red Bull KTM Factory Racing	KTM	<b>1'30.788</b>	8	8	0.115 0.115	<b>324.3</b>
3	4 Andrea DOVIZIOSO	ITA	Petronas Yamaha SRT	YAMAHA	<b>1'30.859</b>	7	9	0.186 0.071	<b>316.8</b>
4	12 Maverick VIÑALES	SPA	Aprilia Racing Team Gresini	APRILIA	<b>1'30.991</b>	7	8	0.318 0.132	<b>321.3</b>
5	27 Iker LECUONA	SPA	Tech 3 KTM Factory Racing	KTM	<b>1'30.994</b>	7	9	0.321 0.003	<b>325.8</b>
6	9 Danilo PETRUCCI	ITA	Tech 3 KTM Factory Racing	KTM	<b>1'31.045</b>	7	9	0.372 0.051	<b>316.8</b>
7	10 Luca MARINI	ITA	SKY VR46 Avintia	DUCATI	<b>1'31.073</b>	7	8	0.400 0.028	<b>322.8</b>
8	23 Enea BASTIANINI	ITA	Avintia Esponsorama	DUCATI	<b>1'31.185</b>	7	8	0.512 0.112	<b>321.3</b>
9	73 Alex MARQUEZ	SPA	LCR Honda CASTROL	HONDA	<b>1'31.251</b>	4	7	0.578 0.066	<b>327.4</b>
10	88 Miguel OLIVEIRA	POR	Red Bull KTM Factory Racing	KTM	<b>1'31.319</b>	3	8	0.646 0.068	<b>321.3</b>
<b>Not Classified</b>									
*	44 Pol ESPARGARO	SPA	Repsol Honda Team	HONDA					

Practice condition: **Dry**Air: **21°**Humidity: **48%**Ground: **24°**

<b>Fastest Lap:</b>	Lap: 7	<b>Alex RINS</b>	<b>1'30.673</b>	159 Km/h
<b>Best Race Lap:</b>	2019	<b>Marc MARQUEZ</b>	<b>1'31.116</b>	158.2 Km/h
<b>All Time Lap Record:</b>	2016	<b>Jorge LORENZO</b>	<b>1'29.401</b>	161.2 Km/h

\* **Qualified for the race having achieved a time within 107 % of the fastest rider in a free practice session.**

The results are provisional until the end of the limit for protest and appeals.

Time limit for protest expires 30' after publication of the results - ..... Time: .....

These data/results cannot be reproduced, stored and/or transmitted in whole or in part by any manner of electronic, mechanical, photocopying, recording, broadcasting or otherwise now known or herein after developed without the previous express consent by the copyright owner, except for reproduction in daily press and regular printed publications on sale to the public within 60 days of the event related to those data/results and always provided that copyright symbol appears together as follows below.

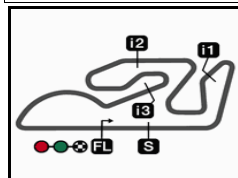
© DORNA, 2021

Official MotoGP Timing by TISSOT

www.motogp.com

**Cheste, Saturday, November 13, 2021**





4005 m.

## GRAN PREMIO MOTUL DE LA COMUNITAT VALENCIANA

## Qualifying Nr. 1

## Top Speed &amp; Average

18



Rider	Nation	Motorcycle	Top 5 speeds					Average	Top
73 Alex MARQUEZ	SPA	HONDA	327.4	324.3	319.8	319.8	318.3	321.9	327.4
27 Iker LECUONA	SPA	KTM	325.8	325.8	321.3	321.3	319.8	322.8	325.8
33 Brad BINDER	RSA	KTM	324.3	322.8	322.8	321.3	319.8	321.8	324.3
10 Luca MARINI	ITA	DUCATI	322.8	322.8	321.3	321.3	319.8	321.6	322.8
12 Maverick VIÑALES	SPA	APRILIA	321.3	319.8	319.8	319.8	319.8	320.1	321.3
23 Enea BASTIANINI	ITA	DUCATI	321.3	321.3	321.3	321.3	319.8	320.8	321.3
88 Miguel OLIVEIRA	POR	KTM	321.3	321.3	321.3	321.3	319.8	320.8	321.3
42 Alex RINS	SPA	SUZUKI	319.8	318.3	315.4	313.9	311.1	315.7	319.8
4 Andrea DOVIZIOSO	ITA	YAMAHA	316.8	315.4	315.4	315.4	315.4	315.6	316.8
9 Danilo PETRUCCI	ITA	KTM	316.8	315.4	315.4	313.9	313.9	314.9	316.8

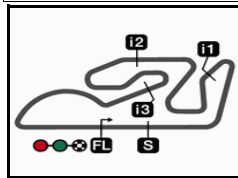
These data/results cannot be reproduced, stored and/or transmitted in whole or in part by any manner of electronic, mechanical, photocopying, recording, broadcasting or otherwise now known or herein after developed without the previous express consent by the copyright owner, except for reproduction in daily press and regular printed publications on sale to the public within 60 days of the event related to those data/results and always provided that copyright symbol appears together as follows below.

© DORNA, 2021

Official MotoGP Timing by TISSOT  
www.motogp.com



Cheste, Saturday, November 13, 2021



4005 m.

## GRAN PREMIO MOTUL DE LA COMUNITAT VALENCIANA

## Qualifying Nr. 1

## Chronological Analysis of Performances

19

\* Lap / Sector time cancelled

T1 Time from finish line to 1st intermediate

T3 Time from 2nd intermed. to 3rd intermed.

P Crossing the finish line in pit lane

T2 Time from 1st intermed. to 2nd intermed.

T4 Time from 3rd intermediate to finish line

\*\*Tyre data subject to further updates

Lap	Lap Time	T1	T2	T3	T4	Speed	Lap	Lap Time	T1	T2	T3	T4	Speed	
<b>1st</b>	<b>42</b>	<b>Alex RINS</b> SUZUKI SPA						8	1'36.079 *	23.897 *	25.836	21.709	24.637	315.4
		Team SUZUKI ECSTAR						9	1'31.675	20.669	24.486	21.652	24.868	315.4
		Runs=1	Total laps=7	Full laps=3										
<b>Run # 1</b>	<b>Front Tyre</b>	<b>Slick-Hard</b>	<b>Rear Tyre</b>	<b>Slick-Soft</b>										
		<b>New Tyre</b>	<b>New Tyre</b>											
1	2'47.905	21.358	25.768	22.469	24.850									
2	1'30.960	20.471	24.544	21.604	24.341	311.1								
3	1'30.675	20.396	24.468	21.548	24.263	319.8								
4	1'40.621 P	21.529	25.701	22.812	30.579	313.9								
<b>Run # 2</b>	<b>Front Tyre</b>	<b>Slick-Hard</b>	<b>Rear Tyre</b>	<b>Slick-Soft</b>										
		<b>4 Laps at start</b>				<b>New Tyre</b>								
5	5'03.581	22.746	25.409	21.974	24.535									
6	1'32.815 *	21.029 *	25.054	22.021	24.711	315.4								
7	1'30.673	20.369	24.402	21.477	24.425	318.3								
<b>2nd</b>	<b>33</b>	<b>Brad BINDER</b> KTM RSA						<b>4th</b>	<b>12</b>	<b>Maverick VIÑALES</b> APRILIA SPA				
		Red Bull KTM Factory Racing								Aprilia Racing Team Gresini				
		Runs=1	Total laps=8	Full laps=4										
<b>Run # 1</b>	<b>Front Tyre</b>	<b>Slick-Hard</b>	<b>Rear Tyre</b>	<b>Slick-Soft</b>										
		<b>New Tyre</b>	<b>New Tyre</b>											
1	2'07.979	28.127	26.549	23.325	25.103									
2	1'32.012	20.505	24.783	21.970	24.754	324.3								
3	1'30.962	20.334	24.435	21.914	24.279	321.3								
4	1'39.263 P	20.370	24.536	21.816	32.541	322.8								
<b>Run # 2</b>	<b>Front Tyre</b>	<b>Slick-Hard</b>	<b>Rear Tyre</b>	<b>Slick-Soft</b>										
		<b>4 Laps at start</b>				<b>New Tyre</b>								
5	4'26.721	20.778	25.164	21.994	24.509									
6	1'30.808	20.309	24.374	21.739	24.386	322.8								
7	1'31.032 *	20.287 *	24.614	21.752	24.379	319.8								
8	1'30.788	20.292	24.275	21.807	24.414	319.8								
<b>Run # 1</b>	<b>Front Tyre</b>	<b>Slick-Hard</b>	<b>Rear Tyre</b>	<b>Slick-Soft</b>										
		<b>New Tyre</b>	<b>New Tyre</b>											
1	2'06.273	26.015	26.845	26.385	25.661									
2	1'34.078	20.797	24.533	21.807	26.941	325.8								
3	1'31.186	20.548	24.465	21.754	24.419	325.8								
4	1'31.180	20.556	24.463	21.792	24.369	321.3								
5	1'34.756 P	21.101	24.751	22.082	26.822	316.8								
<b>Run # 2</b>	<b>Front Tyre</b>	<b>Slick-Hard</b>	<b>Rear Tyre</b>	<b>Slick-Soft</b>										
		<b>5 Laps at start</b>				<b>New Tyre</b>								
6	3'00.879	20.567	24.744	21.812	24.521									
7	1'30.994	20.473	24.376	21.835	24.310	321.3								
8	1'32.320 *	20.570 *			25.236	319.8								
9	1'31.273	20.527	24.423	21.777	24.546	318.3								
<b>Run # 1</b>	<b>Front Tyre</b>	<b>Slick-Hard</b>	<b>Rear Tyre</b>	<b>Slick-Soft</b>										
		<b>New Tyre</b>	<b>New Tyre</b>											
1	1'46.395	22.187	26.312	22.597	24.945									
2	1'33.758	20.877	24.711	23.447	24.723	315.4								
3	1'31.367	20.541	24.543	21.749	24.534	315.4								
4	1'35.914 P	20.558	24.536	22.373	28.447	313.9								
<b>Run # 2</b>	<b>Front Tyre</b>	<b>Slick-Hard</b>	<b>Rear Tyre</b>	<b>Slick-Soft</b>										
		<b>4 Laps at start</b>				<b>New Tyre</b>								
5	3'01.760 *	21.677	25.325 *	22.236	24.706									
6	1'30.999	20.458	24.424	21.684	24.433	316.8								
7	1'30.859	20.542	24.347	21.623	24.347	315.4								
<b>5th</b>	<b>27</b>	<b>Iker LECUONA</b> KTM SPA						<b>6th</b>	<b>9</b>	<b>Daniilo PETRUCCI</b> KTM ITA				
		Tech 3 KTM Factory Racing								Tech 3 KTM Factory Racing				
		Runs=1	Total laps=9	Full laps=5										
<b>Run # 1</b>	<b>Front Tyre</b>	<b>Slick-Hard</b>	<b>Rear Tyre</b>	<b>Slick-Soft</b>										
		<b>New Tyre</b>	<b>New Tyre</b>											
1	2'06.273	26.015	26.845	26.385	25.661									
2	1'34.078	20.797	24.533	21.807	26.941	325.8								
3	1'31.186	20.548	24.465	21.754	24.419	325.8								
4	1'31.180	20.556	24.463	21.792	24.369	321.3								
5	1'34.756 P	21.101	24.751	22.082	26.822	316.8								
<b>Run # 2</b>	<b>Front Tyre</b>	<b>Slick-Hard</b>	<b>Rear Tyre</b>	<b>Slick-Soft</b>										
		<b>5 Laps at start</b>				<b>New Tyre</b>								
6	3'00.879	20.567	24.744	21.812	24.521									
7	1'30.994	20.473	24.376	21.835	24.310	321.3								
8	1'32.320 *	20.570 *			25.236	319.8								
9	1'31.273	20.527	24.423	21.777	24.546	318.3								
<b>Run # 1</b>	<b>Front Tyre</b>	<b>Slick-Hard</b>	<b>Rear Tyre</b>	<b>Slick-Soft</b>										
		<b>New Tyre</b>	<b>New Tyre</b>											
1	1'47.432	21.657	25.830	22.638	24.700									
2	1'34.069 *	20.528 *	24.657	24.250	24.634	315.4								
3	1'31.104	20.627	24.389	21.608	24.480	313.9								
4	1'38.881 P	22.042	25.826	22.566	28.447	313.9								

**Fastest Lap:** Alex RINS Team SUZUKI ECST SPA 1'30.673 20.369 24.402 21.477 24.425

These data/results cannot be reproduced, stored and/or transmitted in whole or in part by any manner of electronic, mechanical, photocopying, recording, broadcasting or otherwise now known or herein after developed without the previous express consent by the copyright owner, except for reproduction in daily press and regular printed publications on sale to the public within 60 days of the event related to those data/results and always provided that copyright symbol appears together as follows below.  
© DORNA, 2021



# Qualifying Nr. 1

MotoGP

Lap	Lap Time	T1	T2	T3	T4	Speed	Lap	Lap Time	T1	T2	T3	T4	Speed
<b>Run # 2</b>	<i>Front Tyre</i>	<b>Slick-Hard</b>	<i>Rear Tyre</i>	<b>Slick-Soft</b>									
		<b>4 Laps at start</b>				<b>New Tyre</b>							
5	3'46.185	24.582	26.499	23.446	29.857								
6	<b>1'36.619</b>	20.787	25.115	22.609	28.108	313.9							
7	<b>1'31.045</b>	20.546	24.457	21.669	<b>24.373</b>	<b>316.8</b>							
8	<b>1'31.229</b>	20.523	24.491	21.673	24.542	315.4							
9	<b>1'31.310</b>	<b>20.503</b>	24.518	21.714	24.575	312.5							
<b>7th</b>	<b>10</b>	<b>Luca MARINI</b>			DUCATI	ITA							
		SKY VR46 Avintia											
		Runs=1	Total laps=8	Full laps=5									
<b>Run # 1</b>	<i>Front Tyre</i>	<b>Slick-Hard</b>	<i>Rear Tyre</i>	<b>Slick-Soft</b>									
		<b>New Tyre</b>				<b>New Tyre</b>							
1	2'05.494	25.714	26.541	22.462	25.284								
2	<b>1'32.029</b>	20.856	24.810	21.878	24.485	<b>322.8</b>							
3	<b>1'31.350</b>	<b>20.535</b>	24.627	21.713	24.475	322.8							
4	1'42.190 P	24.209	26.338	22.692	28.951	316.8							
<b>Run # 2</b>	<i>Front Tyre</i>	<b>Slick-Hard</b>	<i>Rear Tyre</i>	<b>Slick-Soft</b>									
		<b>4 Laps at start</b>				<b>New Tyre</b>							
5	4'37.377	24.152	25.680	22.665	27.602								
6	<b>1'34.167</b>	22.458	25.195	21.948	24.566	319.8							
7	<b>1'31.073</b>	20.536	24.562	21.668	<b>24.307</b>	321.3							
8	<b>1'31.179</b>	20.583	<b>24.520</b>	<b>21.626</b>	24.450	321.3							
<b>8th</b>	<b>23</b>	<b>Enea BASTIANINI</b>			DUCATI	ITA							
		Avintia Esponsorama											
		Runs=1	Total laps=8	Full laps=5									
<b>Run # 1</b>	<i>Front Tyre</i>	<b>Slick-Hard</b>	<i>Rear Tyre</i>	<b>Slick-Soft</b>									
		<b>New Tyre</b>				<b>New Tyre</b>							
1	2'04.895	23.149	26.510	22.982	25.183								
2	<b>1'32.129</b>	20.744	24.752	21.949	24.684	<b>321.3</b>							
3	<b>1'32.827</b>	21.288	24.943	21.981	24.615	321.3							
4	1'41.668 P	23.411	26.409	22.638	29.210	319.8							
<b>Run # 2</b>	<i>Front Tyre</i>	<b>Slick-Hard</b>	<i>Rear Tyre</i>	<b>Slick-Soft</b>									
		<b>4 Laps at start</b>				<b>New Tyre</b>							
5	3'35.963	21.290	26.105	22.272	25.338								
6	<b>1'44.936</b>	31.722	26.724	21.922	24.568	321.3							
7	<b>1'31.185</b>	<b>20.421</b>	24.517	<b>21.699</b>	<b>24.548</b>	321.3							
8	<b>1'31.349</b>	20.452	<b>24.455</b>	21.880	24.562	319.8							
<b>9th</b>	<b>73</b>	<b>Alex MARQUEZ</b>			HONDA	SPA							
		LCR Honda CASTROL											
		Runs=1	Total laps=7	Full laps=3									
<b>Run # 1</b>	<i>Front Tyre</i>	<b>Slick-Hard</b>	<i>Rear Tyre</i>	<b>Slick-Soft</b>									
		<b>New Tyre</b>				<b>New Tyre</b>							
1	1'40.892	22.013	26.163	22.708	25.623								
2	<b>1'32.195</b>	20.710	24.730	22.138	24.617	319.8							
3	1'33.795 *	20.863*	26.036	22.321	24.575	324.3							
4	<b>1'31.251</b>	20.739	<b>24.440</b>	<b>21.816</b>	<b>24.256</b>	318.3							
5	1'39.067 P	22.030	25.612	22.329	29.096	319.8							
<b>Run # 2</b>	<i>Front Tyre</i>	<b>Slick-Hard</b>	<i>Rear Tyre</i>	<b>Slick-Soft</b>									
		<b>5 Laps at start</b>				<b>New Tyre</b>							
6	2'42.179	21.407	25.391	22.520	24.799								
7	<b>1'31.497</b>	<b>20.477</b>	24.624	21.878	24.518	<b>327.4</b>							

**Fastest Lap:** Alex RINS Team SUZUKI ECST SPA **1'30.673** 20.369 24.402 21.477 24.425

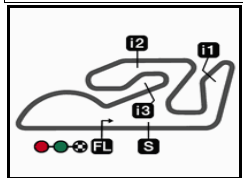
These data/results cannot be reproduced, stored and/or transmitted in whole or in part by any manner of electronic, mechanical, photocopying, recording, broadcasting or otherwise now known or herein after developed without the previous express consent by the copyright owner, except for reproduction in daily press and regular printed publications on sale to the public within 60 days of the event related to those data/results and always provided that copyright symbol appears together as follows below.  
© DORNA, 2021

Official MotoGP Timing by TISSOT  
www.motogp.com

Cheste, Saturday, November 13, 2021

Page 2 of 2





4005 m.

# GRAN PREMIO MOTUL DE LA COMUNITAT VALENCIANA

After the **Qualifying Nr. 1**

## Event Best Maximum Speed

# MotoGP™



Rider	Nation Team	Motorcycle	Km/h	
27 Iker LECUONA	SPA Tech 3 KTM Factory Racing	KTM	<b>335.4</b>	Free Practice Nr. 4
43 Jack MILLER	AUS Ducati Lenovo Team	DUCATI	<b>333.7</b>	Free Practice Nr. 3
73 Alex MARQUEZ	SPA LCR Honda CASTROL	HONDA	<b>332.1</b>	Free Practice Nr. 3
5 Johann ZARCO	FRA Pramac Racing	DUCATI	<b>332.1</b>	Free Practice Nr. 2
30 Takaaki NAKAGAMI	JPN LCR Honda IDEMITSU	HONDA	<b>332.1</b>	Free Practice Nr. 3
89 Jorge MARTIN	SPA Pramac Racing	DUCATI	<b>330.5</b>	Free Practice Nr. 3
63 Francesco BAGNAIA	ITA Ducati Lenovo Team	DUCATI	<b>330.5</b>	Free Practice Nr. 2
44 Pol ESPARGARO	SPA Repsol Honda Team	HONDA	<b>330.5</b>	Free Practice Nr. 2
23 Enea BASTIANINI	ITA Avintia Esponsorama	DUCATI	<b>330.5</b>	Free Practice Nr. 3
88 Miguel OLIVEIRA	POR Red Bull KTM Factory Racing	KTM	<b>328.9</b>	Free Practice Nr. 2
33 Brad BINDER	RSA Red Bull KTM Factory Racing	KTM	<b>328.9</b>	Free Practice Nr. 3
42 Alex RINS	SPA Team SUZUKI ECSTAR	SUZUKI	<b>327.4</b>	Free Practice Nr. 3
12 Maverick VIÑALES	SPA Aprilia Racing Team Gresini	APRILIA	<b>327.4</b>	Free Practice Nr. 3
36 Joan MIR	SPA Team SUZUKI ECSTAR	SUZUKI	<b>327.4</b>	Free Practice Nr. 3
41 Aleix ESPARGARO	SPA Aprilia Racing Team Gresini	APRILIA	<b>327.4</b>	Free Practice Nr. 3
10 Luca MARINI	ITA SKY VR46 Avintia	DUCATI	<b>324.3</b>	Free Practice Nr. 4
46 Valentino ROSSI	ITA Petronas Yamaha SRT	YAMAHA	<b>324.3</b>	Free Practice Nr. 2
4 Andrea DOVIZIOSO	ITA Petronas Yamaha SRT	YAMAHA	<b>324.3</b>	Free Practice Nr. 2
21 Franco MORBIDELLI	ITA Monster Energy Yamaha MotoGP	YAMAHA	<b>322.8</b>	Free Practice Nr. 3
20 Fabio QUARTARARO	FRA Monster Energy Yamaha MotoGP	YAMAHA	<b>322.8</b>	Free Practice Nr. 3
9 Danilo PETRUCCI	ITA Tech 3 KTM Factory Racing	KTM	<b>321.3</b>	Free Practice Nr. 2

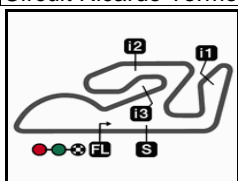
These data/results cannot be reproduced, stored and/or transmitted in whole or in part by any manner of electronic, mechanical, photocopying, recording, broadcasting or otherwise now known or herein after developed without the previous express consent by the copyright owner, except for reproduction in daily press and regular printed publications on sale to the public within 60 days of the event related to those data/results and always provided that copyright symbol appears together as follows below.

© DORNA, 2021

Official MotoGP Timing by TISSOT  
www.motogp.com

Cheste, Saturday, November 13, 2021





4005 m.

**GRAN PREMIO MOTUL DE LA COMUNITAT VALENCIANA****Qualifying Nr. 1****Best Partial Times****MotoGP™***IT* Ideal Lap Time, sum of the best partial times*BT* Best Lap Time

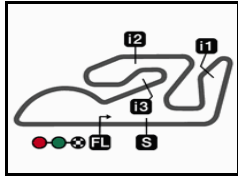
<b>T1</b>		<b>T2</b>		<b>T3</b>		<b>T4</b>				<i>IT</i>	<i>BT</i>	
<i>Pos</i>	<i>Rider</i>	<i>Time</i>	<i>Rider</i>	<i>Time</i>	<i>Rider</i>	<i>Time</i>	<i>Rider</i>	<i>Time</i>	<i>Pos</i>	<i>Rider</i>		
1	B.BINDER	20.292	B.BINDER	24.275	A.RINS	21.477	A.MARQUEZ	24.256	1	A.RINS	1'30.511	1'30.673 (1)
2	M.OLIVEIRA	<b>20.299</b>	A.DOVIZIOSO	<b>24.347</b>	D.PETRUCCI	<b>21.608</b>	A.RINS	<b>24.263</b>	2	B.BINDER	1'30.585	1'30.788 (2)
3	A.RINS	20.369	I.LECUONA	24.376	A.DOVIZIOSO	21.623	B.BINDER	24.279	3	A.DOVIZIOSO	1'30.775	1'30.859 (3)
4	E.BASTIANINI	<b>20.421</b>	D.PETRUCCI	<b>24.389</b>	L.MARINI	<b>21.626</b>	M.VIÑALES	<b>24.296</b>	4	M.VIÑALES	1'30.871	1'30.991 (4)
5	M.VIÑALES	20.446	M.VIÑALES	24.391	E.BASTIANINI	21.699	L.MARINI	24.307	5	D.PETRUCCI	1'30.873	1'31.045 (6)
6	A.DOVIZIOSO	<b>20.458</b>	A.RINS	<b>24.402</b>	M.VIÑALES	<b>21.738</b>	I.LECUONA	<b>24.310</b>	6	I.LECUONA	1'30.913	1'30.994 (5)
7	I.LECUONA	20.473	A.MARQUEZ	24.440	B.BINDER	21.739	A.DOVIZIOSO	24.347	7	L.MARINI	1'30.988	1'31.073 (7)
8	A.MARQUEZ	<b>20.477</b>	E.BASTIANINI	<b>24.455</b>	I.LECUONA	<b>21.754</b>	D.PETRUCCI	<b>24.373</b>	8	A.MARQUEZ	1'30.989	1'31.251 (9)
9	D.PETRUCCI	20.503	L.MARINI	24.520	A.MARQUEZ	21.816	M.OLIVEIRA	24.461	9	E.BASTIANINI	1'31.123	1'31.185 (8)
10	L.MARINI	<b>20.535</b>	M.OLIVEIRA	<b>24.581</b>	M.OLIVEIRA	<b>21.826</b>	E.BASTIANINI	<b>24.548</b>	10	M.OLIVEIRA	1'31.167	1'31.319 (10)

These data/results cannot be reproduced, stored and/or transmitted in whole or in part by any manner of electronic, mechanical, photocopying, recording, broadcasting or otherwise now known or herein after developed without the previous express consent by the copyright owner, except for reproduction in daily press and regular printed publications on sale to the public within 60 days of the event related to those data/results and always provided that copyright symbol appears together as follows below.

© DORNA, 2021


Official MotoGP Timing by **TISSOT**  
www.motogp.com





4005 m.

**MotoGP™****GRAN PREMIO MOTUL DE LA COMUNITAT VALENCIANA****Qualifying Nr. 1****Fastest Laps Sequence**

<i>Practice Time</i>	 <i>Rider</i>	<i>Nation</i>	<i>Motorcycle</i>	<i>Time</i>	<i>Km/h</i>	<i>Rider's Lap</i>
<b>3'13.087</b>	73 <b>Alex MARQUEZ</b>	SPA	HONDA	<b>1'32.195</b>	156.3	2
<b>3'35.492</b>	88 <b>Miguel OLIVEIRA</b>	POR	KTM	<b>1'31.482</b>	157.6	2
<b>3'44.965</b>	12 <b>Maverick VIÑALES</b>	SPA	APRILIA	<b>1'31.369</b>	157.7	2
<b>4'18.865</b>	42 <b>Alex RINS</b>	SPA	SUZUKI	<b>1'30.960</b>	158.5	2
<b>5'49.540</b>	42 <b>Alex RINS</b>	SPA	SUZUKI	<b>1'30.675</b>	159.0	3
<b>15'37.230</b>	42 <b>Alex RINS</b>	SPA	SUZUKI	<b>1'30.673</b>	159.0	7

These data/results cannot be reproduced, stored and/or transmitted in whole or in part by any manner of electronic, mechanical, photocopying, recording, broadcasting or otherwise now known or herein after developed without the previous express consent by the copyright owner, except for reproduction in daily press and regular printed publications on sale to the public within 60 days of the event related to those data/results and always provided that copyright symbol appears together as follows below.

© DORNA, 2021

Official MotoGP Timing by **TISSOT**  
www.motogp.com

**Cheste, Saturday, November 13, 2021**

