


**GRAND PRIX OF QATAR**  
**Free Practice Nr. 1**  
**Classification**

**3**

	Rider	Nation	Team	Motorcycle	Time	Lap	Total	Gap	Top Speed
1	7 <b>Dennis FOGGIA</b>	ITA	Leopard Racing	HONDA	<b>2'05.414</b>	12	12		<b>241.0</b>
2	16 <b>Andrea MIGNO</b>	ITA	Rivacold Snipers Team	HONDA	<b>2'06.384</b>	13	14	0.970 0.970	<b>240.0</b>
3	99 <b>Carlos TATAY</b>	SPA	CFMoto Racing PruestelGP	CFMOTO	<b>2'06.554</b>	11	14	1.140 0.170	<b>240.0</b>
4	24 <b>Tatsuki SUZUKI</b>	JPN	Leopard Racing	HONDA	<b>2'06.820</b>	13	13	1.406 0.266	<b>240.0</b>
5	54 <b>Riccardo ROSSI</b>	ITA	SIC58 Squadra Corse	HONDA	<b>2'06.912</b>	12	12	1.498 0.092	<b>240.0</b>
6	67 <b>Alberto SURRA</b>	ITA	Rivacold Snipers Team	HONDA	<b>2'07.021</b>	12	12	1.607 0.109	<b>235.8</b>
7	20 <b>Lorenzo FELLON</b>	FRA	SIC58 Squadra Corse	HONDA	<b>2'07.093</b>	12	13	1.679 0.072	<b>240.5</b>
8	5 <b>Jaume MASIA</b>	SPA	Red Bull KTM Ajo	KTM	<b>2'07.099</b>	13	13	1.685 0.006	<b>236.3</b>
9	96 <b>Daniel HOLGADO</b>	SPA	Red Bull KTM Ajo	KTM	<b>2'07.120</b>	12	13	1.706 0.021	<b>240.0</b>
10	27 <b>Kaito TOBA</b>	JPN	CIP Green Power	KTM	<b>2'07.257</b>	15	15	1.843 0.137	<b>241.0</b>
11	43 <b>Xavier ARTIGAS</b>	SPA	CFMoto Racing PruestelGP	CFMOTO	<b>2'07.258</b>	13	13	1.844 0.001	<b>238.4</b>
12	6 <b>Ryusei YAMANAKA</b>	JPN	MT Helmets - MSI	KTM	<b>2'07.499</b>	4	13	2.085 0.241	<b>241.0</b>
13	82 <b>Stefano NEPA</b>	ITA	Angeluss MTA Team	KTM	<b>2'07.534</b>	15	15	2.120 0.035	<b>236.8</b>
14	17 <b>John MCPHEE</b>	GBR	Sterilgarda Husqvarna Max	HUSQVARNA	<b>2'07.600</b>	12	12	2.186 0.066	<b>238.4</b>
15	53 <b>Deniz ÖNCÜ</b>	TUR	Red Bull KTM Tech3	KTM	<b>2'07.639</b>	11	12	2.225 0.039	<b>238.4</b>
16	28 <b>Izan GUEVARA</b>	SPA	Gaviota GASGAS Aspar Team	GASGAS	<b>2'07.662</b>	10	12	2.248 0.023	<b>241.6</b>
17	10 <b>Diogo MOREIRA</b>	BRA	MT Helmets - MSI	KTM	<b>2'07.694</b>	11	12	2.280 0.032	<b>242.6</b>
18	71 <b>Ayumu SASAKI</b>	JPN	Sterilgarda Husqvarna Max	HUSQVARNA	<b>2'07.807</b>	14	14	2.393 0.113	<b>237.3</b>
19	11 <b>Sergio GARCIA</b>	SPA	Gaviota GASGAS Aspar Team	GASGAS	<b>2'08.486</b>	12	15	3.072 0.679	<b>240.5</b>
20	66 <b>Joel KELSO</b>	AUS	CIP Green Power	KTM	<b>2'08.621</b>	10	15	3.207 0.135	<b>243.7</b>
21	31 <b>Adrian FERNANDEZ</b>	SPA	Red Bull KTM Tech3	KTM	<b>2'08.622</b>	8	14	3.208 0.001	<b>238.4</b>
22	48 <b>Ivan ORTOLÁ</b>	SPA	Angeluss MTA Team	KTM	<b>2'08.668</b>	15	16	3.254 0.046	<b>236.8</b>
23	19 <b>Scott OGDEN</b>	GBR	VisionTrack Racing Team	HONDA	<b>2'08.729</b>	16	16	3.315 0.061	<b>237.3</b>
24	64 <b>Mario AJI</b>	INA	Honda Team Asia	HONDA	<b>2'08.748</b>	14	15	3.334 0.019	<b>237.8</b>
25	18 <b>Matteo BERTELLE</b>	ITA	QJMMotor Avintia Racing Team	KTM	<b>2'08.864</b>	12	15	3.450 0.116	<b>238.4</b>
26	23 <b>Elia BARTOLINI</b>	ITA	QJMMotor Avintia Racing Team	KTM	<b>2'09.243</b>	12	13	3.829 0.379	<b>241.6</b>
27	22 <b>Ana CARRASCO</b>	SPA	BOE SKX	KTM	<b>2'10.001</b>	9	12	4.587 0.758	<b>237.8</b>
28	70 <b>Joshua WHATLEY</b>	GBR	VisionTrack Racing Team	HONDA	<b>2'10.049</b>	15	15	4.635 0.048	<b>232.2</b>
29	87 <b>Gerard RIU MALE</b>	SPA	BOE SKX	KTM	<b>2'10.549</b>	11	11	5.135 0.500	<b>241.0</b>

**Practice condition: Dry**  
**Air: 28°**  
**Humidity: 47%**  
**Ground: 40°**

<b>Fastest Lap:</b>	Lap: 12	<b>Dennis FOGGIA</b>	<b>2'05.414</b>	154.4 Km/h
<b>Best Race Lap:</b>	2019	<b>Romano FENATI</b>	<b>2'05.403</b>	154.4 Km/h
<b>All Time Lap Record:</b>	2021	<b>Darryn BINDER</b>	<b>2'04.075</b>	156.0 Km/h

The results are provisional until the end of the limit for protest and appeals.

Time limit for protest expires 30' after publication of the results - ..... Time: .....

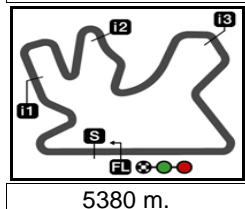
These data/results cannot be reproduced, stored and/or transmitted in whole or in part by any manner of electronic, mechanical, photocopying, recording, broadcasting or otherwise now known or herein after developed without the previous express consent by the copyright owner, except for reproduction in daily press and regular printed publications on sale to the public within 60 days of the event related to those data/results and always provided that copyright symbol appears together as follows below.

© DORNA, 2022

Official MotoGP Timing by TISSOT  
 www.motogp.com

**Doha, Friday, March 04, 2022**





## GRAND PRIX OF QATAR

### Free Practice Nr. 1

### Top Speed & Average

4

Rider	Nation	Motorcycle	Top 5 speeds					Average	Top
66 Joel KELSO	AUS	KTM	243.7	243.2	242.6	240.5	240.0	242.0	243.7
10 Diogo MOREIRA	BRA	KTM	242.6	242.1	241.6	237.8	237.3	240.3	242.6
23 Elia BARTOLINI	ITA	KTM	241.6	238.9	238.4	237.8	237.8	238.9	241.6
28 Izan GUEVARA	SPA	GASGAS	241.6	241.6	241.0	241.0	241.0	241.2	241.6
6 Ryusei YAMANAKA	JPN	KTM	241.0	241.0	238.4	237.8	236.3	238.9	241.0
7 Dennis FOGGIA	ITA	HONDA	241.0	240.0	239.4	238.9	238.9	239.5	241.0
27 Kaito TOBA	JPN	KTM	241.0	241.0	240.0	240.0	238.9	240.2	241.0
87 Gerard RIU MALE	SPA	KTM	241.0	238.9	237.8	236.3	235.2	237.8	241.0
11 Sergio GARCIA	SPA	GASGAS	240.5	238.9	238.4	238.4	237.3	238.7	240.5
20 Lorenzo FELLON	FRA	HONDA	240.5	240.0	240.0	240.0	239.4	239.7	240.5
16 Andrea MIGNO	ITA	HONDA	240.0	238.9	238.4	238.4	238.4	238.8	240.0
24 Tatsuki SUZUKI	JPN	HONDA	240.0	238.9	238.4	238.4	238.4	238.7	240.0
54 Riccardo ROSSI	ITA	HONDA	240.0	240.0	238.9	238.9	238.9	239.3	240.0
96 Daniel HOLGADO	SPA	KTM	240.0	239.4	239.4	238.9	238.9	239.3	240.0
99 Carlos TATAY	SPA	CFMOTO	240.0	239.4	238.9	238.4	237.8	238.7	240.0
17 John MCPHEE	GBR	HUSQVARNA	238.4	235.8	235.2	235.2	234.7	235.5	238.4
18 Matteo BERTELLE	ITA	KTM	238.4	237.8	237.8	237.8	237.3	237.6	238.4
31 Adrian FERNANDEZ	SPA	KTM	238.4	237.8	237.3	236.8	236.3	237.2	238.4
43 Xavier ARTIGAS	SPA	CFMOTO	238.4	238.4	238.4	237.8	237.3	237.8	238.4
53 Deniz ÖNCÜ	TUR	KTM	238.4	237.8	237.3	236.8	236.3	237.3	238.4
22 Ana CARRASCO	SPA	KTM	237.8	237.3	236.8	236.8	235.8	236.9	237.8
64 Mario AJI	INA	HONDA	237.8	236.8	236.8	234.2	233.7	235.9	237.8
19 Scott OGDEN	GBR	HONDA	237.3	236.3	233.7	232.2	231.7	233.5	237.3
71 Ayumu SASAKI	JPN	HUSQVARNA	237.3	237.3	236.8	236.8	236.3	236.9	237.3
48 Ivan ORTOLÁ	SPA	KTM	236.8	236.8	236.3	236.3	236.3	236.4	236.8
82 Stefano NEPA	ITA	KTM	236.8	236.3	236.3	235.8	235.8	236.1	236.8
5 Jaume MASIA	SPA	KTM	236.3	236.3	235.8	235.8	235.8	235.9	236.3
67 Alberto SURRA	ITA	HONDA	235.8	235.8	235.8	235.2	235.2	235.5	235.8
70 Joshua WHATLEY	GBR	HONDA	232.2	232.2	231.7	231.2	231.2	231.5	232.2

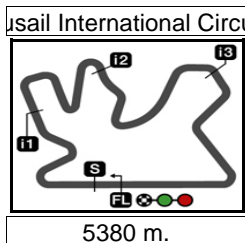
These data/results cannot be reproduced, stored and/or transmitted in whole or in part by any manner of electronic, mechanical, photocopying, recording, broadcasting or otherwise now known or herein after developed without the previous express consent by the copyright owner, except for reproduction in daily press and regular printed publications on sale to the public within 60 days of the event related to those data/results and always provided that copyright symbol appears together as follows below.

© DORNA, 2022

Official MotoGP Timing by TISSOT  
www.motogp.com



Doha, Friday, March 04, 2022



GRAND PRIX OF QATAR

Free Practice Nr. 1

Chronological Analysis of Performances

5

\* Lap / Sector time cancelled      **T1** Time from finish line to 1st intermed.      **T3** Time from 2nd intermed. to 3rd intermed.  
**P** Crossing the finish line in pit lane      **T2** Time from 1st intermed. to 2nd intermed.      **T4** Time from 3rd intermed. to finish line

Lap	Lap Time	T1	T2	T3	T4	Speed	Lap	Lap Time	T1	T2	T3	T4	Speed
<b>1st</b>	<b>7</b>	<b>Dennis FOGGIA</b>			Leopard Racing ITA		13	<b>2'07.663</b>	28.310	32.050	30.911	36.392	240.0
		Runs=2	Total laps=12	Full laps=7			14	<b>2'06.967</b>	27.899	31.888	30.851	36.329	236.8
1	3'27.569 *	32.866	34.490	31.829	37.352*	144.0							
2	<b>2'08.712</b>	28.913	32.479	31.018	36.302	238.9							
3	<b>2'07.140</b>	28.096	32.043	30.793	36.208	238.9							
4	<b>2'06.680</b>	27.935	31.909	30.831	36.005	240.0							
5	2'08.234 P	28.068	37.191	31.596	31.379	238.4							
6	2'13.154	33.021	32.572	31.066	36.495	144.5							
7	<b>2'08.210</b>	28.198	32.397	31.149	36.466	238.4							
8	2'10.040 P	30.824	34.448	32.484	32.284	236.8							
9	2'17.869	33.410	36.909	31.208	36.342	147.1							
10	<b>2'06.532</b>	27.799	31.818	30.725	36.190	241.0							
11	<b>2'05.766</b>	27.776	31.699	30.516	35.775	238.9							
12	<b>2'05.414</b>	27.705	31.542	30.407	35.760	239.4							
<b>4th</b>	<b>24</b>	<b>Tatsuki SUZUKI</b>			Leopard Racing JPN		13	<b>2'07.663</b>	28.310	32.050	30.911	36.392	240.0
		Runs=2	Total laps=13	Full laps=5			14	<b>2'06.967</b>	27.899	31.888	30.851	36.329	236.8
1	3'10.518	35.972	35.370	32.480	37.452	120.1							
2	2'13.686 *	31.730	33.557	31.637	36.762*	240.0							
3	2'09.611 *	28.523	32.889	31.408	36.791*	238.4							
4	<b>2'09.299</b>	28.554	32.728	31.375	36.642	238.4							
5	<b>2'10.281</b>	29.763	32.704	31.308	36.506	238.4							
6	2'08.719 *	28.167	32.536	31.435	36.581*	238.4							
7	2'10.297 P	28.593	34.651	32.384	34.669	238.9							
8	2'13.527	32.162	32.981	31.645	36.739	147.3							
9	<b>2'09.135</b>	28.271	32.761	31.460	36.643	238.4							
10	<b>2'08.673</b>	28.173	32.408	31.473	36.619	237.8							
11	2'09.148 P	28.739	33.805	32.092	34.512	238.4							
12	2'21.085 *	38.498	35.484*	31.035	36.068*	135.8							
13	<b>2'06.820</b>	27.888	31.957	30.775	36.200	237.8							
<b>5th</b>	<b>54</b>	<b>Riccardo ROSSI</b>			SIC58 Squadra Corse ITA		13	<b>2'07.663</b>	28.310	32.050	30.911	36.392	240.0
		Runs=3	Total laps=12	Full laps=6			14	<b>2'06.967</b>	27.899	31.888	30.851	36.329	236.8
1	5'53.697	40.783	42.836	40.520	50.814	109.5							
2	2'28.616 P	31.925	36.125	33.072	47.494	234.7							
3	2'38.679 P	39.636	44.999	40.127	33.917	144.1							
4	2'24.840	40.608	35.401	31.886	36.945	97.7							
5	<b>2'09.805</b>	28.752	32.775	31.610	36.668	237.8							
6	<b>2'08.982</b>	28.471	32.538	31.504	36.469	237.8							
7	<b>2'08.883</b>	28.400	32.588	31.385	36.510	238.9							
8	<b>2'08.316</b>	28.283	32.331	31.297	36.405	238.9							
9	2'05.204 P	28.298	32.299	31.532	33.075	238.9							
10	2'16.221	34.661	33.017	31.497	37.046	121.2							
11	<b>2'07.712</b>	28.142	32.210	31.079	36.281	240.0							
12	<b>2'06.912</b>	27.999	31.901	30.958	36.054	240.0							
<b>6th</b>	<b>67</b>	<b>Alberto SURRA</b>			Rivacold Snipers Tea ITA		13	<b>2'07.663</b>	28.310	32.050	30.911	36.392	240.0
		Runs=2	Total laps=12	Full laps=5			14	<b>2'06.967</b>	27.899	31.888	30.851	36.329	236.8
1	3'23.849	41.431	35.195	32.572	37.519	78.8							
2	2'10.519 *	29.194	32.909	31.674	36.742*	234.2							
3	2'08.903 *	28.501	32.476	31.333	36.593*	235.8							
4	2'10.618 P	29.247	35.855	32.258	33.258	235.2							
5	2'19.616	35.628	33.880	31.766	38.342	140.9							
6	<b>2'09.459</b>	28.414	32.528	31.699	36.818	235.2							
7	<b>2'09.546</b>	28.492	32.474	31.692	36.888	233.7							
8	2'07.724 P	31.317	32.579	31.672	32.156	232.2							
9	2'13.639	32.691	32.892	31.418	36.638	141.5							
10	<b>2'07.164</b>	27.970	31.883	31.000	36.311	235.8							
<b>3rd</b>	<b>99</b>	<b>Carlos TATAY</b>			CFMoto Racing Prues SPA		13	<b>2'07.663</b>	28.310	32.050	30.911	36.392	240.0
		Runs=1	Total laps=14	Full laps=10			14	<b>2'06.967</b>	27.899	31.888	30.851	36.329	236.8
1	3'42.366 *	33.811	34.618	32.541	37.582*	143.6							
2	<b>2'09.688</b>	28.720	32.774	31.437	36.757	236.8							
3	<b>2'08.382</b>	28.219	32.444	31.181	36.538	237.8							
4	<b>2'08.620</b>	28.152	32.365	31.136	36.967	238.9							
5	<b>2'07.746</b>	28.182	32.206	31.004	36.354	238.4							
6	<b>2'07.607</b>	28.079	32.145	30.998	36.385	237.3							
7	2'12.863 *	28.679	34.697	32.310	37.177*	236.3							
8	<b>2'08.006</b>	28.025	32.243	31.180	36.558	235.8							
9	2'07.074 P	28.748	32.962	31.975	33.389	234.7							
10	2'13.834	32.871	33.082	31.375	36.506	133.8							
11	<b>2'06.554</b>	27.852	31.836	30.765	36.101	237.8							
12	<b>2'07.898</b>	27.764	32.015	31.586	36.533	239.4							

**Fastest Lap:** Dennis FOGGIA Leopard Racing ITA **2'05.414** 27.705 31.542 30.407 35.760

These data/results cannot be reproduced, stored and/or transmitted in whole or in part by any manner of electronic, mechanical, photocopying, recording, broadcasting or otherwise now known or herein after developed without the previous express consent by the copyright owner, except for reproduction in daily press and regular printed publications on sale to the public within 60 days of the event related to those data/results and always provided that copyright symbol appears together as follows below.  
 © DORNA, 2022



## Free Practice Nr. 1

Moto3

Lap	Lap Time	T1	T2	T3	T4	Speed	Lap	Lap Time	T1	T2	T3	T4	Speed
11	<b>2'07.192</b>	27.978	32.080	30.994	36.140	235.2	4	<b>2'09.095</b>	28.909	32.461	31.127	36.598	238.9
12	<b>2'07.021</b>	27.951	31.866	30.865	36.339	235.8	5	<b>2'07.734</b>	28.059	32.129	31.218	36.328	237.8
<b>7th 20 Lorenzo FELLON</b> SIC58 Squadra Corse FRA Runs=2 Total laps=13 Full laps=4							6	<b>2'07.799</b>	28.077	32.175	30.811	36.736	236.8
1	3'09.081 *	34.640	34.883	32.210	37.185*	126.3	7	2'05.311 P	28.315	32.529	31.417	33.050	235.8
2	2'11.326 *	29.418	33.333	31.718	36.857*	240.5	8	2'18.914	35.521	34.041	32.233	37.119	118.8
3	2'09.716 *	28.783	32.737	31.498	36.698*	240.0	9	<b>2'08.858</b>	28.263	32.724	31.077	36.794	236.3
4	2'09.258 *	28.512	32.744	31.417	36.585*	240.0	10	<b>2'08.102</b>	28.217	32.345	31.061	36.479	240.0
5	<b>2'09.441</b>	28.455	32.792	31.472	36.722	238.4	11	<b>2'10.394</b>	28.202	33.921	31.458	36.813	237.8
6	2'15.566 P	28.989	37.207	31.531	37.839	239.4	12	<b>2'07.777</b>	28.063	32.309	31.109	36.296	238.4
7	2'14.890 *	33.724	33.070	31.424	36.672*	131.3	13	<b>2'08.123</b>	27.994	32.379	31.313	36.437	241.0
8	<b>2'09.056</b>	28.592	32.569	31.370	36.525	239.4	14	<b>2'07.365</b>	27.896	32.054	31.063	36.352	241.0
9	2'06.761 P	28.317	32.882*	31.736	33.826	240.0	15	<b>2'07.257</b>	28.010	32.058	30.905	36.284	238.4
10	2'20.269 *	33.614	36.368*	32.399	37.888*	130.9	<b>11th 43 Xavier ARTIGAS</b> CFMoto Racing Prues SPA Runs=1 Total laps=13 Full laps=9						
11	<b>2'07.505</b>	28.162	32.118	31.208	36.017	239.4	1	3'38.178	32.602	33.462	31.846	37.200	142.1
12	<b>2'07.093</b>	28.052	32.102	30.951	35.988	239.4	2	2'11.239 *	30.378	32.703	31.483	36.675*	237.3
13	2'07.588 *	27.972	32.137	31.122	36.357*	239.4	3	<b>2'08.932</b>	28.276	32.572	31.427	36.657	237.3
<b>8th 5 Jaume MASIA</b> Red Bull KTM Ajo SPA Runs=2 Total laps=13 Full laps=6							4	<b>2'09.412</b>	28.080	33.158	31.648	36.526	238.4
1	3'24.175 *	39.205	35.606	32.253	37.259*	90.6	5	<b>2'08.882</b>	28.342	32.502	31.415	36.623	237.3
2	<b>2'09.944</b>	28.717	32.906	31.665	36.656	235.2	6	<b>2'09.323</b>	28.710	32.579	31.411	36.623	235.8
3	<b>2'08.632</b>	28.345	32.453	31.388	36.446	236.3	7	<b>2'09.068</b>	28.174	32.576	31.466	36.852	237.8
4	<b>2'07.877</b>	28.103	32.310	31.160	36.304	235.8	8	2'07.899 P	29.073	33.573	31.547	33.706	235.2
5	2'04.817 P	27.961	32.232	31.620	33.004	235.8	9	2'12.547	32.240	32.739	31.170	36.398	137.4
6	2'15.682 *	34.078	33.280	31.634	36.690*	134.1	10	<b>2'07.863</b>	28.029	32.299	31.078	36.457	238.4
7	2'08.977 *	28.204	32.707	31.407	36.659*	235.8	11	<b>2'08.559</b>	27.943	32.412	31.671	36.533	237.3
8	<b>2'08.954</b>	28.342	32.706	31.409	36.497	235.8	12	<b>2'07.739</b>	28.267	32.311	30.878	36.283	236.8
9	2'09.076 *	28.301	32.650	31.415	36.710*	235.2	13	<b>2'07.258</b>	27.883	32.199	30.949	36.227	238.4
10	2'07.689 P	29.546	33.499	32.154	32.490	235.2	<b>12th 6 Ryusei YAMANAKA</b> MT Helmets - MSI JPN Runs=2 Total laps=13 Full laps=6						
11	2'15.188	34.325	32.808	31.472	36.583	120.4	1	3'24.796	41.524	36.161	32.086	37.750	76.6
12	<b>2'07.548</b>	27.879	32.207	31.093	36.369	235.8	2	2'10.180 *	28.916	33.008	31.700	36.556*	234.7
13	<b>2'07.099</b>	27.918	31.940	31.010	36.231	236.3	3	<b>2'08.641</b>	28.426	32.576	31.151	36.488	235.2
<b>9th 96 Daniel HOLGADO</b> Red Bull KTM Ajo SPA Runs=1 Total laps=13 Full laps=10							4	<b>2'07.499</b>	28.052	32.345	30.948	36.154	235.2
1	3'04.996 *	35.709	35.331	32.772	37.203*	122.4	5	<b>2'08.332</b>	28.210	32.366	31.275	36.481	235.2
2	<b>2'10.202</b>	28.931	32.948	31.653	36.670	236.3	6	2'06.836 P	28.271	32.694	31.394	34.477	234.2
3	<b>2'09.351</b>	28.687	32.514	31.474	36.676	239.4	7	2'13.728	32.871	32.826	31.426	36.605	137.4
4	<b>2'08.494</b>	28.257	32.461	31.339	36.437	240.0	8	<b>2'08.314</b>	28.140	32.523	30.964	36.687	238.4
5	<b>2'09.048</b>	28.534	32.394	31.511	36.609	238.9	9	<b>2'09.072</b>	28.428	32.296	31.412	36.936	237.8
6	<b>2'10.621</b>	29.952	32.692	31.299	36.678	236.3	10	2'06.031 P	28.210	32.690	31.269	33.862	236.3
7	<b>2'08.662</b>	28.396	32.466	31.376	36.424	238.9	11	2'12.039	32.122	32.660	31.110	36.147	143.4
8	<b>2'09.327</b>	28.372	32.595	31.638	36.722	236.3	12	2'08.566 *	27.967	32.278*	31.204	37.117	241.0
9	2'14.445 P	32.180	33.557	32.800	35.908	234.7	13	<b>2'07.630</b>	27.852	32.131	31.128	36.519	241.0
10	2'20.658	33.893	36.870	32.967	36.928	127.5	<b>13th 82 Stefano NEPA</b> Angeluss MTA Team ITA Runs=2 Total laps=15 Full laps=10						
11	<b>2'07.440</b>	28.295	32.116	30.952	36.077	238.4	1	3'05.014	35.750	34.085	32.178	37.124	117.3
12	<b>2'07.120</b>	27.883	32.115	31.050	36.072	237.3	2	<b>2'09.886</b>	28.841	32.722	31.506	36.817	234.2
13	<b>2'07.661</b>	28.069	32.217	31.151	36.224	239.4	3	<b>2'09.194</b>	28.593	32.580	31.370	36.651	235.8
<b>10th 27 Kaito TOBA</b> CIP Green Power JPN Runs=1 Total laps=15 Full laps=10							4	<b>2'08.956</b>	28.443	32.385	31.392	36.736	236.8
1	3'27.455	41.609	37.066	33.166	38.742	81.3	5	<b>2'10.273</b>	28.227	33.545	31.803	36.698	236.3
2	2'10.475 *	29.850	32.714	31.334	36.577*	237.8	6	<b>2'08.503</b>	28.335	32.441	31.213	36.514	234.2
3	2'08.148 *	28.133	32.382	31.146	36.487*	240.0	7	<b>2'08.702</b>	28.246	32.446	31.278	36.732	234.7
							8	2'10.763 P	31.475	34.511	31.984	32.793	235.8
							9	2'14.387	32.319	32.690	31.776	37.602	144.9

**Fastest Lap:** Dennis FOGGIA Leopard Racing ITA **2'05.414** 27.705 31.542 30.407 35.760

These data/results cannot be reproduced, stored and/or transmitted in whole or in part by any manner of electronic, mechanical, photocopying, recording, broadcasting or otherwise now known or herein after developed without the previous express consent by the copyright owner, except for reproduction in daily press and regular printed publications on sale to the public within 60 days of the event related to those data/results and always provided that copyright symbol appears together as follows below.  
© DORNA, 2022

Official MotoGP Timing by TISSOT  
www.motogp.com

Doha, Friday, March 04, 2022

Page 2 of 5



# Free Practice Nr. 1

# Moto3

Lap	Lap Time	T1	T2	T3	T4	Speed	Lap	Lap Time	T1	T2	T3	T4	Speed
10	2'09.488	28.495	32.786	31.566	36.641	235.8	2	2'09.708 *	28.700	32.838	31.465	36.705 *	235.8
11	2'08.554	28.302	32.351	31.339	36.562	235.2	3	2'08.941	28.372	32.538	31.299	36.732	235.8
12	2'08.331	28.180	32.460	31.231	36.460	235.8	4	2'08.599	28.313	32.412	31.269	36.605	234.2
13	2'05.113 P	28.649	32.743	32.027	31.694	235.8	5	2'11.063 P	28.489	32.595	35.503	34.476	235.2
14	2'17.168	35.603	32.827	32.035	36.703	107.1	6	2'13.725	32.248	32.864	31.778	36.835	143.0
15	2'07.534	28.059	32.176	30.957	36.342	236.3	7	2'10.515	28.241	33.554	31.634	37.086	237.3
<b>14th 17 John MCPHEE</b> Sterilgarda Husqvarna GBR							<b>18th 71 Ayumu SASAKI</b> Sterilgarda Husqvarna JPN						
Runs=2 Total laps=12 Full laps=7							Runs=2 Total laps=14 Full laps=9						
1	3'48.872	33.321	34.154	32.274	37.646	143.4	1	4'08.118 *	33.858	33.999	32.187	37.322 *	143.6
2	2'10.013	28.512	32.972	31.626	36.903	235.2	2	2'09.956	28.680	32.843	31.693	36.740	235.2
3	2'09.626	28.763	32.836	31.336	36.691	235.2	3	2'08.540	28.219	32.417	31.352	36.552	236.8
4	2'08.864	28.340	32.610	31.286	36.628	234.7	4	2'08.510	28.084	32.454	31.469	36.503	237.3
5	2'08.696	28.191	32.431	31.348	36.726	234.7	5	2'08.285	28.056	32.409	31.383	36.437	235.2
6	2'08.336	28.060	32.523	31.202	36.551	234.7	6	2'08.490	28.264	32.470	31.280	36.476	236.3
7	2'08.589 P	28.841	33.553	32.116	34.079	227.8	7	2'08.221	28.176	32.305	31.240	36.500	236.8
8	2'15.945 *	33.966	33.390	31.735	36.854 *	133.0	8	2'07.540 P	28.308	32.523	31.665	35.044	237.3
9	2'05.916 P	28.194	32.806	31.604	33.312	238.4	9	2'15.607	33.370	33.311	31.828	37.098	138.4
10	2'22.844	32.885	40.060	32.078	37.821	144.7	10	2'09.013	28.573	32.541	31.405	36.494	234.7
11	2'08.180	28.151	32.296	31.154	36.579	235.8	11	2'04.705 P	28.307	32.504	31.563	32.331	235.8
12	2'07.600	28.041	32.124	31.105	36.330	234.2	12	2'12.673	32.190	32.636	31.381	36.466	144.9
<b>15th 53 Deniz ÖNCÜ</b> Red Bull KTM Tech3 TUR							<b>19th 11 Sergio GARCIA</b> Gaviota GASGAS As SPA						
Runs=2 Total laps=12 Full laps=2							Runs=1 Total laps=15 Full laps=11						
1	2'37.128	35.760	33.930	32.111	37.204	120.8	1	2'35.526	34.281	33.893	31.929	37.650	129.8
2	2'14.646 *	32.229	33.574	31.807	37.036 *	235.2	2	2'18.550	35.064	34.421	32.095	36.970	238.4
3	2'10.538 *	28.779	32.779	31.432	37.548 *	238.4	3	2'08.971	28.420	32.687	31.329	36.535	238.4
4	2'27.270 P	50.392	33.437	31.586	31.855	237.3	4	2'08.598	28.315	32.611	31.247	36.425	240.5
5	2'13.472 *	32.720	32.718	31.318	36.716 *	142.8	5	2'08.724	28.274	32.839	31.219	36.392	237.3
6	2'08.595	28.427	32.354	31.250	36.564	235.2	6	2'08.791	28.337	32.558	31.321	36.575	236.8
7	2'09.445 *	28.888	32.722	31.282	36.553 *	236.3	7	2'08.501	28.269	32.527	31.124	36.581	236.8
8	2'08.475 *	28.418	32.436	31.117	36.504 *	235.8	8	2'08.750	28.331	32.626	31.209	36.584	235.2
9	2'03.631 P	28.361	32.556	31.489	31.225	235.8	9	2'05.036 P	29.048	33.227	31.577	31.184	236.3
10	2'12.095	32.298	32.603	30.980	36.214	142.2	10	2'18.202 *	36.928	32.901	31.589	36.784 *	84.9
11	2'07.639	28.488	32.122	30.815	36.214	237.8	11	2'08.670	28.334	32.621	31.254	36.461	236.8
12	2'07.085 *	27.827	31.973	30.748	36.537 *	236.8	12	2'08.486	28.184	32.596	31.233	36.473	236.3
<b>16th 28 Izan GUEVARA</b> Gaviota GASGAS As SPA							<b>20th 66 Joel KELSO</b> CIP Green Power AUS						
Runs=2 Total laps=13 Full laps=8							Runs=1 Total laps=15 Full laps=12						
1	3'08.776	34.279	34.348	32.313	37.419	133.9	1	3'28.462	40.691	37.169	33.977	38.399	80.8
2	2'13.345	31.761	33.516	31.574	36.494	241.6	2	2'12.492	29.399	33.387	32.178	37.528	243.2
3	2'08.381	28.262	32.612	31.168	36.339	241.0	3	2'16.764	29.010	34.738	34.955	38.061	236.8
4	2'13.511	28.255	36.746	31.415	37.095	241.6	4	2'11.600	28.668	33.347	32.268	37.317	237.3
5	2'08.292	28.126	32.532	31.120	36.514	240.5	5	2'10.021	28.544	32.836	31.869	36.772	243.7
6	2'08.214	28.063	32.501	31.227	36.423	240.5	6	2'10.421	28.464	32.985	31.917	37.055	236.3
7	2'10.027 P	29.815	35.649	31.482	33.081	241.0	7	2'12.063 P	29.480	34.263	33.167	35.153	235.2
8	2'12.584 *	32.119	32.713	31.277	36.475 *	140.2	<b>17th 10 Diogo MOREIRA</b> MT Helmets - MSI BRA						
9	2'07.904	28.092	32.365	31.254	36.193	241.0	Runs=2 Total laps=12 Full laps=6						
10	2'07.662	28.076	32.357	31.064	36.165	240.5	1	3'16.705 *	34.252	33.724	32.227	37.369 *	117.5
11	2'07.746	28.015	32.366	31.215	36.150	240.5	<b>Fastest Lap:</b> Dennis FOGGIA Leopard Racing ITA 2'05.414 27.705 31.542 30.407 35.760						
12	2'07.462 *	27.994	32.157	31.107	36.204 *	240.0	These data/results cannot be reproduced, stored and/or transmitted in whole or in part by any manner of electronic, mechanical, photocopying, recording, broadcasting or otherwise now known or herein after developed without the previous express consent by the copyright owner, except for reproduction in daily press and regular printed publications on sale to the public within 60 days of the event related to those data/results and always provided that copyright symbol appears together as follows below.						
PIT	31.623	32.709	31.346	32.305	240.5	© DORNA, 2022							

**Fastest Lap:** Dennis FOGGIA Leopard Racing ITA 2'05.414 27.705 31.542 30.407 35.760

These data/results cannot be reproduced, stored and/or transmitted in whole or in part by any manner of electronic, mechanical, photocopying, recording, broadcasting or otherwise now known or herein after developed without the previous express consent by the copyright owner, except for reproduction in daily press and regular printed publications on sale to the public within 60 days of the event related to those data/results and always provided that copyright symbol appears together as follows below.  
© DORNA, 2022

# Free Practice Nr. 1

# Moto3

Lap	Lap Time	T1	T2	T3	T4	Speed	Lap	Lap Time	T1	T2	T3	T4	Speed
8	2'18.793	35.297	34.122	32.376	36.998	118.5	10	2'07.128 P	28.902	32.599	32.132	33.495	228.8
9	<b>2'09.114</b>	28.451	32.560	31.419	36.684	240.0	11	2'15.085	31.914	33.020	31.768	38.383	142.6
10	<b>2'08.621</b>	28.445	<b>32.436</b>	<b>31.279</b>	<b>36.461</b>	240.5	12	<b>2'09.037</b>	<b>28.144</b>	32.345	31.707	36.841	232.2
11	<b>2'09.673</b>	28.395	32.518	31.510	37.250	242.6	13	<b>2'10.279</b>	29.247	32.600	31.761	36.671	231.2
12	<b>2'09.890</b>	28.320	32.597	31.975	36.998	239.4	14	<b>2'08.823</b>	28.245	32.348	<b>31.483</b>	36.747	231.7
13	<b>2'09.988</b>	28.469	32.794	31.798	36.927	237.3	15	<b>2'11.347</b>	28.735	33.202	32.488	36.922	231.7
14	<b>2'08.838</b>	<b>28.237</b>	32.567	31.425	36.609	237.8	16	<b>2'08.729</b>	28.211	<b>32.323</b>	31.580	<b>36.615</b>	230.7
15	<b>2'08.823</b>	28.237	32.629	31.436	36.521	238.9							

**21st 31** **Adrian FERNANDEZ** Red Bull KTM Tech3 SPA  
Runs=2 Total laps=14 Full laps=6

1	2'37.596 *	34.157	33.751*	31.806	37.032*	144.3
2	<b>2'13.999</b>	31.276	33.789	31.939	36.995	232.7
3	2'10.371 *	29.054	32.895	31.366	37.056*	230.2
4	2'13.600 P	32.579	33.654	32.273	35.094	230.2
5	2'13.635	33.314	32.554	31.224	36.543	135.5
6	2'09.292 *	28.424	32.601	31.300	36.967*	236.8
7	2'09.387 *	28.671	32.808	31.243	36.665*	237.3
8	<b>2'08.622</b>	28.427	<b>32.318</b>	<b>31.247</b>	36.630	<b>238.4</b>
9	<b>2'08.875</b>	28.398	32.683	<b>31.154</b>	36.640	236.3
10	<b>2'11.343</b>	29.648	33.419	31.785	<b>36.491</b>	235.2
11	<b>2'08.810</b>	<b>28.387</b>	32.569	31.242	36.612	237.8
12	2'09.809 P	28.518	32.901	31.755	36.635	236.3
13	2'16.029 *	34.419	33.298*	31.486	36.826*	113.6
14	<b>2'08.863</b>	28.392	32.681	31.294	36.496	235.8

**22nd 48** **Ivan ORTOLÁ** Angeluss MTA Team SPA  
Runs=1 Total laps=16 Full laps=13

1	2'58.422	35.218	34.281	33.232	37.684	135.0
2	<b>2'12.220</b>	28.902	33.535	32.463	37.320	236.3
3	<b>2'11.030</b>	28.656	32.929	32.224	37.221	234.7
4	<b>2'13.195</b>	28.638	35.968	31.812	36.777	236.3
5	<b>2'10.862</b>	28.569	32.925	32.077	37.291	<b>236.8</b>
6	<b>2'10.665</b>	28.628	32.908	31.990	37.139	236.3
7	2'08.904 P	29.195	33.370	32.639	33.700	235.2
8	2'16.458	33.540	33.482	32.136	37.300	139.7
9	<b>2'09.997</b>	28.552	32.758	31.664	37.023	235.8
10	<b>2'09.911</b>	28.418	32.554	31.834	37.105	235.2
11	<b>2'14.640</b>	29.178	36.403	31.873	37.186	234.2
12	<b>2'09.926</b>	28.523	32.532	31.746	37.125	236.3
13	<b>2'12.746</b>	28.936	34.183	32.076	37.551	233.7
14	<b>2'09.631</b>	28.555	32.768	31.722	<b>36.586</b>	235.8
15	<b>2'08.668</b>	<b>28.065</b>	<b>32.462</b>	<b>31.365</b>	36.776	236.3
16	<b>2'09.765</b>	28.243	32.600	31.732	37.190	236.8

**23rd 19** **Scott OGDEN** VisionTrack Racing T GBR  
Runs=1 Total laps=16 Full laps=12

1	2'54.266 *	39.311	34.998	34.135	38.467*	77.0
2	2'12.723 *	29.134	33.181	32.746	37.662*	230.2
3	<b>2'11.445</b>	28.774	32.875	32.458	37.338	229.7
4	<b>2'10.692</b>	28.702	32.927	32.110	36.953	231.7
5	<b>2'10.138</b>	28.447	32.733	32.082	36.876	231.2
6	<b>2'13.969</b>	28.502	33.497	32.439	39.531	229.7
7	<b>2'08.986</b>	28.309	32.547	31.495	36.635	<b>237.3</b>
8	<b>2'08.773</b>	28.284	32.344	31.501	36.644	236.3
9	<b>2'10.756</b>	28.473	32.549	32.319	37.415	233.7

**24th 64** **Mario AJI** Honda Team Asia INA  
Runs=1 Total laps=15 Full laps=11

1	2'59.522	34.520	33.938	32.895	38.505	138.6
2	<b>2'11.363</b>	28.877	33.105	32.093	37.288	232.2
3	<b>2'11.060</b>	29.046	33.101	31.811	37.102	232.7
4	2'11.479 *	28.942	33.210	32.152	37.175*	231.7
5	<b>2'09.268</b>	28.404	32.412	31.563	36.889	231.2
6	<b>2'10.090</b>	29.024	32.707	31.436	36.923	230.7
7	<b>2'09.050</b>	28.522	32.459	<b>31.308</b>	36.761	230.2
8	<b>2'11.316</b>	29.336	32.704	31.926	37.350	231.2
9	2'10.526 P	29.857	33.668	32.700	34.301	229.2
10	2'15.471	32.934	33.895	31.508	37.134	135.0
11	<b>2'11.177</b>	28.519	32.758	32.785	37.115	233.7
12	<b>2'12.556</b>	28.422	34.018	31.966	38.150	234.2
13	<b>2'09.675</b>	28.506	32.852	31.611	<b>36.706</b>	236.8
14	<b>2'08.748</b>	<b>28.082</b>	<b>32.260</b>	31.519	36.887	<b>237.8</b>
15	<b>2'09.916</b>	28.223	32.613	31.974	37.106	236.8

**25th 18** **Matteo BERTELLE** QJMotor Avintia Racin ITA  
Runs=1 Total laps=15 Full laps=12

1	3'06.709	36.025	35.829	33.326	37.916	138.2
2	<b>2'11.740</b>	29.247	33.409	31.904	37.180	<b>238.4</b>
3	<b>2'10.705</b>	28.715	33.022	31.936	37.032	237.8
4	<b>2'10.744</b>	28.663	32.995	31.858	37.228	235.2
5	<b>2'09.360</b>	28.503	32.671	31.503	36.683	235.2
6	<b>2'13.485</b>	30.030	34.379	32.141	36.935	237.3
7	2'07.468 P	28.393	33.036	31.713	34.326	237.3
8	2'19.736	35.088	34.473	33.208	36.967	142.8
9	<b>2'09.470</b>	28.451	32.708	31.589	36.722	237.8
10	<b>2'09.131</b>	28.409	32.666	31.331	36.725	237.8
11	<b>2'11.188</b>	29.835	33.341	31.438	<b>36.574</b>	236.8
12	<b>2'08.864</b>	<b>28.318</b>	32.707	<b>31.232</b>	36.607	237.3
13	<b>2'11.856</b>	28.432	32.888	31.842	38.694	237.3
14	<b>2'09.526</b>	28.707	32.712	31.432	36.675	234.2
15	<b>2'09.368</b>	28.407	<b>32.608</b>	31.555	36.798	237.3

**26th 23** **Elia BARTOLINI** QJMotor Avintia Racin ITA  
Runs=1 Total laps=13 Full laps=9

1	3'05.866	33.417	34.095	32.585	37.434	142.8
2	2'12.187 *	29.085	33.283	32.348	37.471*	238.4
3	<b>2'12.140</b>	28.905	33.827	32.134	37.274	235.2
4	<b>2'09.871</b>	28.530	33.018	<b>31.623</b>	36.700	238.9
5	<b>2'10.107</b>	28.613	32.847	31.679	36.968	237.8
6	<b>2'11.112</b>	28.783	33.590	31.925	36.814	237.3
7	2'09.185 P	28.922	33.154	32.488	34.621	237.8
8	2'17.776 *	34.436	33.619	32.586	37.135*	112.2
9	<b>2'11.187</b>	28.690	33.419	32.220	36.858	234.7
10	<b>2'11.260</b>	28.596	33.453	32.175	37.036	235.8

**Fastest Lap:** Dennis FOGGIA Leopard Racing ITA **2'05.414** 27.705 31.542 30.407 35.760

These data/results cannot be reproduced, stored and/or transmitted in whole or in part by any manner of electronic, mechanical, photocopying, recording, broadcasting or otherwise now known or herein after developed without the previous express consent by the copyright owner, except for reproduction in daily press and regular printed publications on sale to the public within 60 days of the event related to those data/results and always provided that copyright symbol appears together as follows below.  
© DORNA, 2022

# Free Practice Nr. 1

Moto3

Lap	Lap Time	T1	T2	T3	T4	Speed	Lap	Lap Time	T1	T2	T3	T4	Speed
11	<b>2'10.648</b>	28.676	32.915	31.992	37.065	234.2							
12	<b>2'09.243</b>	28.341	<b>32.527</b>	31.828	<b>36.547</b>	235.2							
13	<b>2'09.914</b>	<b>28.280</b>	32.599	32.003	37.032	<b>241.6</b>							

**27th 22** Ana CARRASCO BOE SKX SPA  
Runs=1 Total laps=12 Full laps=9

1	3'04.112	35.776	36.059	34.221	38.653	138.2
2	<b>2'14.696</b>	29.711	34.147	32.968	37.870	232.2
3	<b>2'12.138</b>	29.084	33.724	32.063	37.267	236.8
4	<b>2'11.293</b>	28.841	33.260	32.116	37.076	<b>237.8</b>
5	<b>2'10.692</b>	28.664	32.931	31.856	37.241	235.8
6	<b>2'10.489</b>	28.648	33.012	31.851	36.978	236.8
7	<b>2'10.872</b>	28.748	33.048	31.843	37.233	237.3
8	<b>2'10.580</b>	<b>28.501</b>	33.115	32.000	36.964	233.7
9	<b>2'10.001</b>	28.510	<b>32.766</b>	31.840	36.885	235.2
10	2'08.591 P	29.038	34.137	31.865	33.551	234.7
11	2'24.065	33.915	34.327	34.177	41.646	143.8
12	<b>2'10.198</b>	28.685	32.934	<b>31.774</b>	<b>36.805</b>	234.2

**28th 70** Joshua WHATLEY VisionTrack Racing T GBR  
Runs=1 Total laps=15 Full laps=11

1	2'43.017	37.886	35.788	34.740	38.786	116.1
2	<b>2'15.389</b>	30.665	33.967	32.887	37.870	<b>232.2</b>
3	<b>2'14.063</b>	29.564	34.186	32.656	37.657	231.7
4	<b>2'11.971</b>	29.199	33.310	32.247	37.215	231.2
5	<b>2'15.952</b>	31.274	35.317	32.107	37.254	231.2
6	<b>2'11.094</b>	28.926	32.985	31.872	37.311	232.2
7	2'21.911 P	34.816	35.048	35.064	36.983	230.7
8	2'32.558 *	42.027	33.196	39.648	37.687*	111.3
9	2'12.155 *	28.773	34.271	31.928	37.183*	230.7
10	<b>2'10.341</b>	28.744	32.765	31.859	<b>36.973</b>	230.7
11	<b>2'10.844</b>	28.672	32.855	32.096	37.221	231.2
12	<b>2'16.892</b>	30.547	33.782	34.553	38.010	228.3
13	<b>2'13.422</b>	30.679	33.353	31.900	37.490	231.2
14	<b>2'10.339</b>	28.680	32.933	<b>31.682</b>	37.044	231.2
15	<b>2'10.049</b>	<b>28.511</b>	<b>32.719</b>	31.770	37.049	229.7

**29th 87** Gerard RIU MALE BOE SKX SPA  
Runs=2 Total laps=11 Full laps=5

1	3'28.429	39.106	36.362	34.034	38.567	99.9
2	<b>2'14.475</b>	29.575	33.922	32.855	38.123	238.9
3	<b>2'14.000</b>	29.423	33.951	32.711	37.915	236.3
4	<b>2'12.268</b>	28.895	33.712	32.362	37.299	235.2
5	<b>2'11.229</b>	28.674	33.192	32.081	37.282	<b>241.0</b>
6	2'09.658 P	28.839	33.489	32.299	35.031	237.8
7	2'18.414	34.044	34.025	32.473	37.872	123.9
8	2'11.899 *	28.901	33.348	32.193	37.457*	234.2
9	2'07.968 P	28.758	33.176	32.374	33.660	234.2
10	2'16.392	33.053	33.788	32.150	37.401	142.6
11	<b>2'10.549</b>	<b>28.617</b>	<b>32.938</b>	<b>31.936</b>	<b>37.058</b>	233.7

**Fastest Lap:** Dennis FOGGIA Leopard Racing ITA **2'05.414** 27.705 31.542 30.407 35.760

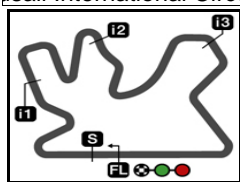
These data/results cannot be reproduced, stored and/or transmitted in whole or in part by any manner of electronic, mechanical, photocopying, recording, broadcasting or otherwise now known or herein after developed without the previous express consent by the copyright owner, except for reproduction in daily press and regular printed publications on sale to the public within 60 days of the event related to those data/results and always provided that copyright symbol appears together as follows below.  
© DORNA, 2022

Official MotoGP Timing by TISSOT  
www.motogp.com

Doha, Friday, March 04, 2022

Page 5 of 5





5380 m.

# GRAND PRIX OF QATAR

## Free Practice Nr. 1

### Best Partial Times

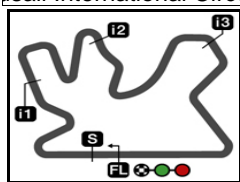
Moto3™

*IT* Ideal Lap Time, sum of the best partial times*BT* Best Lap Time

<i>T1</i>		<i>T2</i>		<i>T3</i>		<i>T4</i>				<i>IT</i>	<i>BT</i>		
Pos	Rider	Time	Rider	Time	Rider	Time	Rider	Time	Pos	Rider			
1	D.FOGGIA	27.705	D.FOGGIA	31.542	D.FOGGIA	30.407	D.FOGGIA	35.760	1	D.FOGGIA	2'05.414	2'05.414	(1)
2	C.TATAY	27.764	C.TATAY	31.836	A.MIGNO	30.733	A.MIGNO	35.984	2	A.MIGNO	2'06.377	2'06.384	(2)
3	A.MIGNO	27.815	A.MIGNO	31.845	D.ÖNCÜ	30.748	L.FELLON	35.988	3	C.TATAY	2'06.466	2'06.554	(3)
4	D.ÖNCÜ	27.827	A.SURRA	31.866	C.TATAY	30.765	R.ROSSI	36.054	4	D.ÖNCÜ	2'06.762	2'07.639	(15)
5	R.YAMANAKA	27.852	R.ROSSI	31.901	T.SUZUKI	30.775	D.HOLGADO	36.072	5	T.SUZUKI	2'06.820	2'06.820	(4)
6	J.MASIA	27.879	J.MASIA	31.940	K.TOBA	30.811	C.TATAY	36.101	6	A.SURRA	2'06.822	2'07.021	(6)
7	X.ARTIGAS	27.883	T.SUZUKI	31.957	A.SURRA	30.865	A.SURRA	36.140	7	R.ROSSI	2'06.912	2'06.912	(5)
8	D.HOLGADO	27.883	D.ÖNCÜ	31.973	X.ARTIGAS	30.878	R.YAMANAKA	36.147	8	L.FELLON	2'07.013	2'07.093	(7)
9	T.SUZUKI	27.888	K.TOBA	32.054	R.YAMANAKA	30.948	I.GUEVARA	36.150	9	D.HOLGADO	2'07.022	2'07.120	(9)
10	K.TOBA	27.896	L.FELLON	32.102	L.FELLON	30.951	T.SUZUKI	36.200	10	K.TOBA	2'07.045	2'07.257	(10)
11	D.MOREIRA	27.924	D.HOLGADO	32.115	D.HOLGADO	30.952	D.ÖNCÜ	36.214	11	J.MASIA	2'07.060	2'07.099	(8)
12	A.SURRA	27.951	J.MCPHEE	32.124	S.NEPA	30.957	X.ARTIGAS	36.227	12	R.YAMANAKA	2'07.078	2'07.499	(12)
13	L.FELLON	27.972	R.YAMANAKA	32.131	R.ROSSI	30.958	J.MASIA	36.231	13	X.ARTIGAS	2'07.187	2'07.258	(11)
14	I.GUEVARA	27.994	I.GUEVARA	32.157	J.MASIA	31.010	A.SASAKI	36.231	14	I.GUEVARA	2'07.365	2'07.662	(16)
15	R.ROSSI	27.999	S.NEPA	32.176	D.MOREIRA	31.010	K.TOBA	36.284	15	S.NEPA	2'07.534	2'07.534	(13)
16	J.MCPHEE	28.041	X.ARTIGAS	32.199	S.GARCIA	31.023	J.MCPHEE	36.330	16	J.MCPHEE	2'07.600	2'07.600	(14)
17	A.SASAKI	28.056	D.MOREIRA	32.238	I.GUEVARA	31.064	S.NEPA	36.342	17	D.MOREIRA	2'07.659	2'07.694	(17)
18	S.NEPA	28.059	M.AJI	32.260	J.MCPHEE	31.105	S.GARCIA	36.392	18	A.SASAKI	2'07.777	2'07.807	(18)
19	I.ORTOLÁ	28.065	A.SASAKI	32.295	A.FERNANDEZ	31.154	J.KELSO	36.461	19	S.GARCIA	2'08.126	2'08.486	(19)
20	M.AJI	28.082	A.FERNANDEZ	32.318	A.SASAKI	31.195	D.MOREIRA	36.487	20	A.FERNANDEZ	2'08.350	2'08.622	(21)
21	S.OGDEN	28.144	S.OGDEN	32.323	M.BERTELLE	31.232	A.FERNANDEZ	36.491	21	M.AJI	2'08.356	2'08.748	(24)
22	S.GARCIA	28.184	J.KELSO	32.436	J.KELSO	31.279	E.BARTOLINI	36.547	22	J.KELSO	2'08.413	2'08.621	(20)
23	J.KELSO	28.237	I.ORTOLÁ	32.462	M.AJI	31.308	M.BERTELLE	36.574	23	I.ORTOLÁ	2'08.478	2'08.668	(22)
24	E.BARTOLINI	28.280	S.GARCIA	32.527	I.ORTOLÁ	31.365	I.ORTOLÁ	36.586	24	S.OGDEN	2'08.565	2'08.729	(23)

These data/results cannot be reproduced, stored and/or transmitted in whole or in part by any manner of electronic, mechanical, photocopying, recording, broadcasting or otherwise now known or herein after developed without the previous express consent by the copyright owner, except for reproduction in daily press and regular printed publications on sale to the public within 60 days of the event related to those data/results and always provided that copyright symbol appears together as follows below.  
© DORNA, 2022





5380 m.

**GRAND PRIX OF QATAR**  
**Free Practice Nr. 1**  
**Best Partial Times**

*IT* Ideal Lap Time, sum of the best partial times

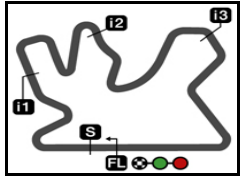
*BT* Best Lap Time

<b>T1</b>		<b>T2</b>		<b>T3</b>		<b>T4</b>				<i>IT</i>	<i>BT</i>	
<i>Pos</i>	<i>Rider</i>	<i>Time</i>	<i>Rider</i>	<i>Time</i>	<i>Rider</i>	<i>Time</i>	<i>Rider</i>	<i>Time</i>	<i>Pos</i>	<i>Rider</i>		
25	M.BERTELLE	28.318	E.BARTOLINI	32.527	S.OGDEN	31.483	S.OGDEN	36.615	25	<b>M.BERTELLE</b>	2'08.732	2'08.864 (25)
26	<b>A.FERNANDEZ</b>	<b>28.387</b>	<b>M.BERTELLE</b>	<b>32.608</b>	<b>E.BARTOLINI</b>	<b>31.623</b>	<b>M.AJI</b>	<b>36.706</b>	26	<b>E.BARTOLINI</b>	2'08.977	2'09.243 (26)
27	A.CARRASCO	28.501	J.WHATLEY	32.719	J.WHATLEY	31.682	A.CARRASCO	36.805	27	<b>A.CARRASCO</b>	2'09.846	2'10.001 (27)
28	<b>J.WHATLEY</b>	<b>28.511</b>	<b>A.CARRASCO</b>	<b>32.766</b>	<b>A.CARRASCO</b>	<b>31.774</b>	<b>J.WHATLEY</b>	<b>36.973</b>	28	<b>J.WHATLEY</b>	2'09.885	2'10.049 (28)
29	G.RIU MALE	28.617	G.RIU MALE	32.938	G.RIU MALE	31.936	G.RIU MALE	37.058	29	<b>G.RIU MALE</b>	2'10.549	2'10.549 (29)

These data/results cannot be reproduced, stored and/or transmitted in whole or in part by any manner of electronic, mechanical, photocopying, recording, broadcasting or otherwise now known or herein after developed without the previous express consent by the copyright owner, except for reproduction in daily press and regular printed publications on sale to the public within 60 days of the event related to those data/results and always provided that copyright symbol appears together as follows below.  
 © DORNA, 2022

Official MotoGP Timing by **TISSOT**  
 www.motogp.com






5380 m.

## GRAND PRIX OF QATAR

### Free Practice Nr. 1

### Fastest Laps Sequence

<i>Practice Time</i>	 <i>Rider</i>	<i>Nation</i>	<i>Motorcycle</i>	<i>Time</i>	<i>Km/h</i>	<i>Rider's Lap</i>
4'51.595	31 Adrian FERNANDEZ	SPA	KTM	2'13.999	144.5	2
5'10.642	48 Ivan ORTOLÁ	SPA	KTM	2'12.220	146.4	2
5'10.885	64 Mario AJI	INA	HONDA	2'11.363	147.4	2
5'14.900	82 Stefano NEPA	ITA	KTM	2'09.886	149.1	2
5'36.281	7 Dennis FOGGIA	ITA	HONDA	2'08.712	150.4	2
7'30.502	28 Izan GUEVARA	SPA	GASGAS	2'08.381	150.8	3
7'43.421	7 Dennis FOGGIA	ITA	HONDA	2'07.140	152.3	3
9'50.101	7 Dennis FOGGIA	ITA	HONDA	2'06.680	152.8	4
33'52.497	99 Carlos TATAY	SPA	CFMOTO	2'06.554	153.0	11
37'22.758	7 Dennis FOGGIA	ITA	HONDA	2'06.532	153.0	10
38'59.205	16 Andrea MIGNO	ITA	HONDA	2'06.384	153.2	13
39'28.524	7 Dennis FOGGIA	ITA	HONDA	2'05.766	154.0	11
41'33.938	7 Dennis FOGGIA	ITA	HONDA	2'05.414	154.4	12

These data/results cannot be reproduced, stored and/or transmitted in whole or in part by any manner of electronic, mechanical, photocopying, recording, broadcasting or otherwise now known or herein after developed without the previous express consent by the copyright owner, except for reproduction in daily press and regular printed publications on sale to the public within 60 days of the event related to those data/results and always provided that copyright symbol appears together as follows below.

© DORNA, 2022

Official MotoGP Timing by TISSOT  
www.motogp.com

Doha, Friday, March 04, 2022

