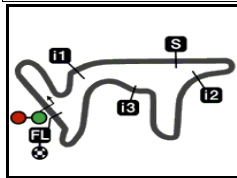


GRAN PREMIO MICHELIN® DE LA REPÚBLICA ARGENTINA

Free Practice Nr. 1

Classification

3



4806 m.



Rider	Nation	Team	Motorcycle	Time	Lap Total	Gap	Top Speed
1 7 Dennis FOGGIA	ITA	Leopard Racing	HONDA	1'49.268	17 19		239.1
2 28 Izan GUEVARA	SPA	Solunion GASGAS Aspar Team	GASGAS	1'49.373	17 20	0.105 0.105	242.9
3 10 Diogo MOREIRA	BRA	MT Helmets - MSI	KTM	1'49.489	17 19	0.221 0.116	236.9
4 27 Kaito TOBA	JPN	CIP Green Power	KTM	1'49.591	16 18	0.323 0.102	235.1
5 96 Daniel HOLGADO	SPA	Red Bull KTM Ajo	KTM	1'49.769	19 21	0.501 0.178	233.3
6 24 Tatsuki SUZUKI	JPN	Leopard Racing	HONDA	1'49.773	16 18	0.505 0.004	237.3
7 53 Deniz ÖNCÜ	TUR	Red Bull KTM Tech3	KTM	1'49.861	20 20	0.593 0.088	238.2
8 5 Jaume MASIA	SPA	Red Bull KTM Ajo	KTM	1'49.934	17 19	0.666 0.073	233.8
9 6 Ryusei YAMANAKA	JPN	MT Helmets - MSI	KTM	1'49.934	17 20	0.666	236.4
10 71 Ayumu SASAKI	JPN	Sterilgarda Husqvarna Max	HUSQVARNA	1'49.980	17 17	0.712 0.046	237.8
11 31 Adrian FERNANDEZ	SPA	Red Bull KTM Tech3	KTM	1'50.163	21 21	0.895 0.183	236.0
12 11 Sergio GARCIA	SPA	Solunion GASGAS Aspar Team	GASGAS	1'50.318	20 20	1.050 0.155	238.7
13 19 Scott OGDEN	GBR	VisionTrack Racing Team	HONDA	1'50.397	18 21	1.129 0.079	234.2
14 23 Elia BARTOLINI	ITA	QJMotor Avintia Racing Team	KTM	1'50.399	20 20	1.131 0.002	236.4
15 48 Ivan ORTOLÁ	SPA	Angeluss MTA Team	KTM	1'50.540	17 20	1.272 0.141	236.9
16 66 Joel KELSO	AUS	CIP Green Power	KTM	1'50.540	14 17	1.272	234.7
17 54 Riccardo ROSSI	ITA	SIC58 Squadra Corse	HONDA	1'50.552	16 18	1.284 0.012	236.4
18 99 Carlos TATAY	SPA	CFMOTO Racing PruestelGP	CFMOTO	1'50.569	18 20	1.301 0.017	234.2
19 82 Stefano NEPA	ITA	Angeluss MTA Team	KTM	1'50.624	18 20	1.356 0.055	236.0
20 20 Lorenzo FELLON	FRA	SIC58 Squadra Corse	HONDA	1'50.653	16 19	1.385 0.029	237.3
21 16 Andrea MIGNO	ITA	Rivacold Snipers Team	HONDA	1'50.706	20 21	1.438 0.053	232.9
22 67 Alberto SURRA	ITA	Rivacold Snipers Team	HONDA	1'50.752	16 19	1.484 0.046	232.0
23 64 Mario AJI	INA	Honda Team Asia	HONDA	1'50.802	19 20	1.534 0.050	231.2
24 43 Xavier ARTIGAS	SPA	CFMOTO Racing PruestelGP	CFMOTO	1'51.081	18 19	1.813 0.279	237.8
25 22 Ana CARRASCO	SPA	BOE SKX	KTM	1'51.191	18 19	1.923 0.110	236.0
26 70 Joshua WHATLEY	GBR	VisionTrack Racing Team	HONDA	1'51.321	16 18	2.053 0.130	234.2
27 18 Matteo BERTELLE	ITA	QJMotor Avintia Racing Team	KTM	1'51.357	16 18	2.089 0.036	232.0
28 72 Taiyo FURUSATO	JPN	Honda Team Asia	HONDA	1'51.797	18 18	2.529 0.440	236.4
29 87 Gerard RIU MALE	SPA	BOE SKX	KTM	1'51.988	19 19	2.720 0.191	237.8

Practice condition: **Dry**

Air: **12°**

Humidity: **78%**

Ground: **15°**

Fastest Lap:	Lap: 17	Dennis FOGGIA	1'49.268	158.3 Km/h
Best Race Lap:	2015	Miguel OLIVEIRA	1'48.977	158.7 Km/h
All Time Lap Record:	2015	Miguel OLIVEIRA	1'48.461	159.5 Km/h

The results are provisional until the end of the limit for protest and appeals.

Time limit for protest expires 30' after publication of the results - Time:

These data/results cannot be reproduced, stored and/or transmitted in whole or in part by any manner of electronic, mechanical, photocopying, recording, broadcasting or otherwise now known or herein after developed without the previous express consent by the copyright owner, except for reproduction in daily press and regular printed publications on sale to the public within 60 days of the event related to those data/results and always provided that copyright symbol appears together as follows below.

© DORNA, 2022

Official MotoGP Timing by **TISSOT**
www.motogp.com

Termas de Río Hondo, Saturday, April 02, 2022



GRAN PREMIO MICHELIN® DE LA REPÚBLICA ARGENTINA

Free Practice Nr. 1

Top Speed & Average

4



Rider

Nation

Motorcycle

Top 5 speeds

Average

Top

Rider	Nation	Motorcycle	Top 5 speeds					Average	Top
28 Izan GUEVARA	SPA	GASGAS	242.9	240.1	239.6	239.1	238.7	240.1	242.9
7 Dennis FOGGIA	ITA	HONDA	239.1	239.1	237.3	236.4	236.0	237.6	239.1
11 Sergio GARCIA	SPA	GASGAS	238.7	237.8	236.9	236.9	236.0	237.3	238.7
53 Deniz ÖNCÜ	TUR	KTM	238.2	237.8	237.3	233.8	232.9	236.0	238.2
43 Xavier ARTIGAS	SPA	CFMOTO	237.8	237.3	236.4	235.1	235.1	236.3	237.8
71 Ayumu SASAKI	JPN	HUSQVARNA	237.8	237.8	237.8	236.9	236.9	237.4	237.8
87 Gerard RIU MALE	SPA	KTM	237.8	237.8	235.5	234.7	234.2	236.0	237.8
20 Lorenzo FELLON	FRA	HONDA	237.3	236.9	236.9	236.9	236.4	236.9	237.3
24 Tatsuki SUZUKI	JPN	HONDA	237.3	236.4	235.1	233.3	232.9	235.0	237.3
10 Diogo MOREIRA	BRA	KTM	236.9	236.4	236.4	236.4	236.0	236.3	236.9
48 Ivan ORTOLÁ	SPA	KTM	236.9	234.7	234.7	233.3	233.3	234.2	236.9
6 Ryusei YAMANAKA	JPN	KTM	236.4	236.0	236.0	236.0	234.2	235.5	236.4
23 Elia BARTOLINI	ITA	KTM	236.4	235.5	232.5	231.2	230.8	233.3	236.4
54 Riccardo ROSSI	ITA	HONDA	236.4	236.0	236.0	235.5	234.7	235.7	236.4
72 Taiyo FURUSATO	JPN	HONDA	236.4	235.1	233.3	232.9	232.0	233.6	236.4
22 Ana CARRASCO	SPA	KTM	236.0	234.2	233.8	233.3	232.5	233.4	236.0
31 Adrian FERNANDEZ	SPA	KTM	236.0	234.7	234.2	234.2	233.3	234.1	236.0
82 Stefano NEPA	ITA	KTM	236.0	235.5	234.2	233.3	232.0	234.2	236.0
27 Kaito TOBA	JPN	KTM	235.1	234.7	234.7	234.7	234.2	234.6	235.1
66 Joel KELSO	AUS	KTM	234.7	234.7	233.8	233.8	233.3	234.1	234.7
19 Scott OGDEN	GBR	HONDA	234.2	233.8	233.3	233.3	232.9	233.5	234.2
70 Joshua WHATLEY	GBR	HONDA	234.2	232.9	231.2	230.8	230.3	231.9	234.2
99 Carlos TATAY	SPA	CFMOTO	234.2	233.3	232.9	232.9	232.5	233.1	234.2
5 Jaume MASIA	SPA	KTM	233.8	233.3	233.3	232.9	232.9	233.1	233.8
96 Daniel HOLGADO	SPA	KTM	233.3	233.3	233.3	232.9	232.9	233.1	233.3
16 Andrea MIGNO	ITA	HONDA	232.9	232.9	232.9	232.9	232.9	232.9	232.9
18 Matteo BERTELLE	ITA	KTM	232.0	230.8	229.9	228.7	227.4	229.8	232.0
67 Alberto SURRA	ITA	HONDA	232.0	230.8	230.8	230.3	230.3	230.7	232.0
64 Mario AJI	INA	HONDA	231.2	229.5	227.8	227.4	227.4	228.7	231.2

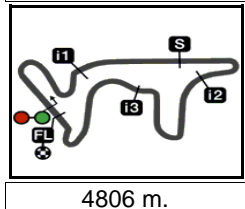
These data/results cannot be reproduced, stored and/or transmitted in whole or in part by any manner of electronic, mechanical, photocopying, recording, broadcasting or otherwise now known or herein after developed without the previous express consent by the copyright owner, except for reproduction in daily press and regular printed publications on sale to the public within 60 days of the event related to those data/results and always provided that copyright symbol appears together as follows below.

© DORNA, 2022

Official MotoGP Timing by TISSOT
www.motogp.com



Termas de Río Hondo, Saturday, April 02, 2022



Moto3™

GRAN PREMIO MICHELIN® DE LA REPÚBLICA ARGENTINA

Free Practice Nr. 1

Chronological Analysis of Performances

5

* Lap / Sector time cancelled **T1** Time from finish line to 1st intermediate **T3** Time from 2nd intermed. to 3rd intermed.
P Crossing the finish line in pit lane **T2** Time from 1st intermed. to 2nd intermed. **T4** Time from 3rd intermediate to finish line

Lap	Lap Time	T1	T2	T3	T4	Speed	Lap	Lap Time	T1	T2	T3	T4	Speed
1st 7 Dennis FOGGIA Leopard Racing ITA Runs=1 Total laps=19 Full laps=16							3rd 10 Diogo MOREIRA MT Helmets - MSI BRA Runs=2 Total laps=19 Full laps=13						
1	8'45.499	33.041	29.951	29.305	27.550	235.1	1	3'04.683	34.212	29.699	28.779	26.974	230.3
2	1'55.580	31.700	29.458	28.074	26.348	232.0	2	1'52.938	30.497	28.513	27.745	26.183	236.0
3	1'52.530	30.657	28.105	27.616	26.152	239.1	3	1'51.314	29.965	27.945	27.521	25.883	236.0
4	1'52.124	30.216	28.227	27.639	26.042	236.4	4	1'52.621 *	30.376	28.502	27.630*	26.113*	236.4
5	1'52.152	30.176	28.015	27.916	26.045	239.1	5	1'51.577	29.912	28.234	27.460	25.971	236.0
6	1'51.872	30.071	28.146	27.578	26.077	232.9	6	1'51.236	29.743	28.041	27.420	26.032	235.5
7	1'51.686	29.990	28.212	27.529	25.955	231.2	7	1'51.874	29.752	27.936	27.647	26.539	234.7
8	1'51.365	30.038	28.001	27.420	25.906	231.6	8	1'51.517	30.069	28.066	27.527	25.855	236.4
9	1'51.020	29.877	27.984	27.336	25.823	231.2	9	1'50.027 P	29.892	28.388	28.109*	23.638	228.7
10	1'50.861	29.898	27.923	27.156	25.884	231.6	10	11'18.691	29.426	28.585	27.470	26.894	232.0
11	1'50.767	29.844	27.930	27.216	25.777	232.9	11	1'50.442	29.624	27.953	27.121	25.744	234.2
12	1'50.706	29.774	27.879	27.250	25.803	235.1	12	1'50.966	29.796	28.084	27.297	25.789	232.5
13	1'50.396	29.735	27.887	27.155	25.619	232.9	13	1'51.450	30.037	28.142	27.321	25.950	230.8
14	1'52.453 P	32.443	29.277	28.396	22.337	229.1	14	1'48.780 P	32.102	28.212	27.594	20.872	232.5
15	10'36.587	29.268	28.108	27.137	25.794	232.0	15	6'58.285	29.762	28.232	26.918	25.679	235.1
16	1'49.991	29.592	27.730	27.129	25.540	235.1	16	1'49.497	29.339	27.635	26.895	25.628	236.9
17	1'49.268	29.459	27.658	26.785	25.366	236.0	17	1'49.489	29.399	27.722	26.895	25.473	236.4
18	1'49.308	29.348	27.637	26.793	25.530	237.3	18	1'50.182	29.316	27.793	27.206	25.867	235.5
19	1'49.831	29.328	27.758	26.981	25.764	232.9	19	1'50.745	29.646	27.907	27.418	25.774	232.9
2nd 28 Izan GUEVARA Solunion GASGAS As SPA Runs=2 Total laps=20 Full laps=14							4th 27 Kaito TOBA CIP Green Power JPN Runs=3 Total laps=18 Full laps=11						
1	3'11.056	31.968	29.496	28.613	27.119	234.7	1	3'12.228	36.896	30.706	28.913	27.159	229.9
2	1'54.842	31.088	28.815	28.397	26.542	236.9	2	1'55.258	30.950	29.693	28.245	26.370	232.0
3	1'53.373	30.765	28.321	27.999	26.288	236.9	3	1'53.559 *	30.42*	28.830	27.918	26.391	234.7
4	1'52.517 *	30.53*	28.234	27.698	26.048	236.9	4	1'52.974	30.074	28.946	27.768	26.186	234.2
5	1'51.973	30.389	28.166	27.538	25.880	237.8	5	1'52.582	30.017	28.832	27.611	26.122	234.2
6	1'51.587	30.186	28.016	27.465	25.920	238.7	6	1'54.331	30.272	28.644	28.287	27.128	232.9
7	1'52.410	30.084	28.861	27.588	25.877	238.2	7	1'52.012	29.981	28.412	27.618	26.001	235.1
8	1'51.454	30.003	28.089	27.508	25.854	239.1	8	1'49.490 P	30.344	28.805	27.703	22.638	230.8
9	1'47.798 P	30.683	28.209	27.674	21.232	240.1	9	13'15.601	35.762	28.782	28.068	26.287	232.0
10	8'48.373	31.002	29.140	27.646	26.359	231.6	10	1'51.904	29.768	28.469	27.441	26.226	234.7
11	1'51.949	30.265	28.216	27.643	25.825	234.2	11	1'52.677	29.956	28.423	27.515	26.783	234.7
12	1'51.423	30.040	28.177	27.421	25.785	234.7	12	1'51.999	29.998	28.194	27.672	26.135	232.5
13	1'51.216	30.024	28.055	27.437	25.700	233.8	13	1'48.775 P	30.351	28.446	27.896	22.082	228.2
14	1'50.809	30.004	27.996	27.171	25.638	234.7	14	5'57.878	29.874	28.447	27.602	25.853	231.6
15	1'47.317 P	30.436	28.435	27.525	20.921	230.8	15	1'49.814	29.424	27.929	26.925	25.536	233.8
16	7'19.273	29.114	28.024	26.951	25.466	233.3	16	1'49.591	29.354	27.711	26.964	25.562	232.0
17	1'49.373	29.358	27.596	26.969	25.450	236.4	17	1'50.748	29.617	27.982	27.252	25.897	232.0
18	1'59.633	29.430	34.411	30.009	25.783	237.3	18	1'52.162 P	33.638	28.583	27.787	22.154	230.8
19	1'51.815	29.506	27.764	26.975	27.570	239.6							
20	1'49.882	29.611	27.643	27.105	25.523	242.9							
5th 96 Daniel HOLGADO Red Bull KTM Ajo SPA Runs=2 Total laps=21 Full laps=15													
1	2'48.265	33.343	30.379	29.437	27.570	228.7							

Fastest Lap: Dennis FOGGIA Leopard Racing ITA **1'49.268** 29.459 27.658 26.785 25.366

These data/results cannot be reproduced, stored and/or transmitted in whole or in part by any manner of electronic, mechanical, photocopying, recording, broadcasting or otherwise now known or herein after developed without the previous express consent by the copyright owner, except for reproduction in daily press and regular printed publications on sale to the public within 60 days of the event related to those data/results and always provided that copyright symbol appears together as follows below.
 © DORNA, 2022



Free Practice Nr. 1

Moto3

Lap	Lap Time	T1	T2	T3	T4	Speed	Lap	Lap Time	T1	T2	T3	T4	Speed
2	1'56.166	31.939	29.664	27.982	26.581	233.3	13	1'51.485	29.747	28.600	27.369	25.769	229.1
3	1'53.924	30.696	28.912	27.999	26.317	230.8	14	1'51.654 *	29.821	28.429	27.340*	26.064*	228.2
4	1'52.826	30.517	28.462	27.676	26.171	232.5	15	1'51.113	30.060	28.128	27.181	25.744	229.1
5	1'52.512	30.182	28.452	27.794	26.084	233.3	16	1'46.870 P	30.067	29.186	27.374	20.243	224.1
6	1'53.397	30.566	28.883	27.819	26.129	231.6	17	7'19.244	31.213	28.386	27.147	27.677	229.5
7	1'51.970	30.135	28.371	27.434	26.030	230.3	18	1'50.094	29.449	27.757	27.158	25.730	233.8
8	1'51.483	29.997	27.905	27.570	26.011	231.6	19	1'50.282	29.482	27.986	27.210	25.604	230.3
9	1'51.927	29.995	28.135	27.661	26.136	232.9	20	1'49.861	29.527	27.862	27.058	25.414	231.6
10	1'51.712	29.965	28.033	27.631	26.083	233.3	8th 5 Jaume MASIA Red Bull KTM Ajo SPA						
11	1'52.031 P	31.669	29.282	28.372	22.708	227.4	Runs=2 Total laps=19 Full laps=13						
12	8'54.829	31.425	28.725	27.859	26.241	231.6	1	3'03.937	32.662	29.616	29.014	26.706	232.5
13	1'52.276	30.120	28.396	27.600	26.160	231.2	2	1'52.509	30.314	28.641	27.785	25.769	232.9
14	1'52.046	30.086	28.229	27.582	26.149	231.6	3	1'51.452	29.872	27.993	27.547	26.040	232.9
15	1'51.922	30.049	28.247	27.434	26.192	231.6	4	1'51.632	30.082	28.295	27.415	25.840	233.3
16	1'49.778 P	30.434	28.660	28.164*	22.520	229.5	5	1'51.148	30.036	28.284	27.128	25.700	231.6
17	5'02.250	29.547	30.302	29.103	25.861	193.6	6	1'50.859	29.755	28.082	27.162	25.860	232.0
18	1'49.889	29.460	27.872	27.060	25.497	232.9	7	1'50.594	29.769	28.030	27.044	25.751	233.8
19	1'49.769	29.482	27.769	27.027	25.491	229.9	8	1'59.282	31.316	29.985	28.024	29.957	230.8
20	1'54.255 *	29.716	28.303	29.568*	26.668*	229.1	9	1'47.775 P	29.801	28.107	27.558	22.309	231.2
21	1'50.130	29.576	27.674	27.115	25.765	231.2	10	9'19.986	32.326	28.613	27.476	26.093	232.9
6th 24 Tatsuki SUZUKI Leopard Racing JPN							11	1'50.847	29.727	28.080	27.233	25.807	231.2
Runs=3 Total laps=18 Full laps=10							12	1'50.885	29.752	28.075	27.240	25.818	233.3
1	7'32.005	36.539	30.120	28.692	27.386	227.8	13	1'51.247	29.939	28.037	27.394	25.877	232.9
2	1'54.371	30.877	28.881	28.153	26.460	231.2	14	1'47.916 P	29.895	28.221	27.741	22.059	231.2
3	1'52.749	30.269	28.551	27.736	26.193	231.2	15	8'18.798	31.840	28.801	28.813	25.985	229.1
4	1'54.334	29.993	30.225	27.874	26.242	223.3	16	1'50.063	29.512	27.991	26.920	25.640	232.9
5	1'51.860	29.996	28.277	27.608	25.979	231.2	17	1'49.934	29.444	27.880	26.935	25.675	231.6
6	1'50.223 P	29.970	29.345	28.577	22.331	225.8	18	1'55.513	30.947	28.137	30.107	26.322	232.0
7	6'04.420 *	32.566	29.193	27.957*	26.454*	231.2	19	1'50.596 *	29.472	27.856	27.433*	25.835*	229.5
8	1'52.258	30.318	28.327	27.570	26.043	232.5	9th 6 Ryusei YAMANAKA MT Helmets - MSI JPN						
9	1'51.744	29.993	28.122	27.392	26.237	232.9	Runs=2 Total laps=20 Full laps=14						
10	1'49.641 P	30.052	28.323	28.241	23.025	232.0	1	3'04.577	33.789	29.617	28.954	27.037	230.8
11	6'47.722	36.224	36.919	29.544	26.717	136.5	2	1'55.286	30.867	28.930	28.921	26.568	234.2
12	1'51.691	29.833	28.396	27.412	26.050	231.6	3	1'53.537	30.517	28.706	27.846	26.468	230.3
13	1'50.686	29.704	28.082	27.104	25.796	230.3	4	1'53.790	30.426	28.892	28.141	26.331	230.3
14	1'46.833 P	29.740	28.005	27.334*	21.754	230.3	5	1'53.191	30.359	28.881	27.849	26.102	229.1
15	4'33.422 *	32.663	28.286	31.144*	25.918*	233.3	6	1'52.526	29.984	28.655	27.644	26.243	232.9
16	1'49.773	29.617	27.745	26.924	25.487	236.4	7	1'52.231	30.078	28.339	27.516	26.298	236.0
17	1'50.300	29.610	27.786	27.183	25.721	237.3	8	1'53.181	30.242	28.112	27.686	27.141	234.2
18	1'50.308 *	29.799	27.829	27.083*	25.597*	235.1	9	1'51.931	30.084	28.337	27.477	26.033	232.9
7th 53 Deniz ÖNCÜ Red Bull KTM Tech3 TUR							10	1'51.759	30.025	28.339	27.471	25.924	231.6
Runs=2 Total laps=20 Full laps=14							11	1'47.802 P	30.082	28.270	27.399	22.051	230.8
1	2'56.094	30.960	29.681	28.449	27.216	225.8	12	9'40.611 *	31.121	31.661	28.016*	26.814*	220.2
2	1'53.385	30.833	28.750	27.729	26.073	237.8	13	1'51.352	29.865	28.220	27.152	26.115	236.0
3	1'53.240	30.498	28.276	27.818	26.648	238.2	14	1'51.674	29.828	28.397	27.364	26.085	227.8
4	1'52.371	30.240	28.421	27.651	26.059	237.3	15	1'46.769 P	29.755	28.372	27.318	21.324	227.4
5	1'51.760	30.031	28.301	27.579	25.849	232.5	16	6'35.837	30.146	28.275	27.138	25.734	231.2
6	1'50.720	29.767	28.076	27.187	25.690	232.5	17	1'49.934	29.501	27.946	26.923	25.564	233.8
7	1'50.918	29.768	28.061	27.305	25.784	231.2	18	1'50.725 *	29.513	27.811	27.453*	25.948*	236.4
8	1'51.073	29.821	28.242	27.292	25.718	231.2	19	1'51.980	29.506	27.869	27.083	27.522	236.0
9	1'51.137	29.636	28.357	27.410	25.734	232.9	20	1'50.465	29.587	28.230	27.015	25.633	233.3
10	1'46.795 P	29.765	29.136	27.574	20.320	225.4							
11	8'30.689	31.574	28.498	27.579	25.942	227.8							
12	1'51.920	30.005	28.716	27.394	25.805	229.5							

Fastest Lap: Dennis FOGGIA Leopard Racing ITA 1'49.268 29.459 27.658 26.785 25.366

These data/results cannot be reproduced, stored and/or transmitted in whole or in part by any manner of electronic, mechanical, photocopying, recording, broadcasting or otherwise now known or herein after developed without the previous express consent by the copyright owner, except for reproduction in daily press and regular printed publications on sale to the public within 60 days of the event related to those data/results and always provided that copyright symbol appears together as follows below.
© DORNA, 2022

Official MotoGP Timing by TISSOT
www.motogp.com

Terma de Río Hondo, Saturday, April 02, 2022 Page 2 of 6



Free Practice Nr. 1

Moto3

Lap	Lap Time	T1	T2	T3	T4	Speed	Lap	Lap Time	T1	T2	T3	T4	Speed	
10th	71	Ayumu SAKAI Sterilgarda Husqvarna JPN						11	1'51.511	29.959	28.067	27.457	26.028	235.1
		Runs=2	Total laps=17	Full laps=12			12	1'51.943	29.976	28.385	27.432	26.150	231.2	
1	6'48.746	34.406	29.811	28.495	26.519	232.0	13	1'52.025	30.082	28.343	27.435	26.165	230.3	
2	1'53.070	30.318	28.885	27.726	26.141	237.8	14	1'51.981	30.076	28.330	27.391	26.184	230.8	
3	1'51.651	30.300	28.135	27.363	25.853	236.9	15	1'51.065 P	30.078	29.238	29.036	22.713	225.8	
4	1'51.124	29.915	28.050	27.369	25.790	236.9	16	7'36.778	28.318	28.114	27.311	25.938	232.5	
5	1'51.471	29.783	27.977	27.383	26.328	237.8	17	1'50.466	29.567	27.940	27.192	25.767	235.1	
6	1'51.485	29.985	28.301	27.388	25.811	234.7	18	1'50.441	29.617	28.039	27.043	25.742	233.8	
7	1'48.800 P	29.964	28.636	28.020	22.180	231.2	19	1'54.496	29.637	27.940	27.148	29.771	232.9	
8	7'59.232	29.532	28.565	27.723	26.062	229.9	20	1'50.318	29.567	27.853	27.265	25.633	236.0	
9	1'51.737	30.122	28.241	27.553	25.821	232.5	13th 19 Scott OGDEN VisionTrack Racing T GBR							
10	1'51.402	30.000	28.122	27.402	25.878	234.2		Runs=2	Total laps=21	Full laps=16				
11	1'50.941	29.889	27.988	27.286	25.778	236.0	1	2'47.687	32.495	31.023	29.982	29.181	226.6	
12	1'50.754 P	29.873	28.227	30.271	22.383	235.1	2	1'58.426	32.185	30.177	29.087	26.977	228.7	
13	10'04.496	29.561	28.297	27.148	25.710	229.9	3	1'55.974	31.042	29.511	28.308	27.113	229.9	
14	1'50.331	29.577	28.062	27.124	25.568	232.9	4	1'54.710	30.707	29.030	28.359	26.614	228.7	
15	1'50.241	29.595	28.010	27.087	25.549	232.5	5	1'53.334	30.228	28.811	27.899	26.396	231.2	
16	2'02.273	36.780	28.337	27.364	29.792	229.5	6	1'52.722	30.426	28.654	27.524	26.118	229.9	
17	1'49.980	29.519	27.916	26.962	25.583	237.8	7	1'53.326	30.114	28.613	27.841	26.758	229.5	
11th 31 Adrian FERNANDEZ Red Bull KTM Tech3 SPA							8	1'54.749	30.710	28.663	27.684	27.692	229.9	
		Runs=1	Total laps=21	Full laps=18			9	1'52.632	30.146	28.541	27.612	26.333	229.5	
1	2'48.965	32.112	29.655	29.346	30.664	233.3	10	1'49.916 P	30.197	28.713	28.228	22.778	231.2	
2	1'55.848	31.461	29.338	28.386	26.663	233.3	11	7'49.743	30.593	28.851	27.722	26.276	233.8	
3	1'53.245	30.689	28.392	27.805	26.359	234.2	12	1'53.456	30.331	28.430	27.869	26.826	233.3	
4	1'52.726	30.488	28.538	27.637	26.063	232.9	13	1'52.242	30.030	28.141	27.781	26.290	232.9	
5	1'52.751	30.117	28.717	27.752	26.165	227.8	14	1'54.281	31.821	28.443	27.526	26.491	232.5	
6	1'52.993	30.135	28.984	27.737	26.137	226.6	15	1'51.860	29.951	28.299	27.480	26.130	231.2	
7	1'52.396	30.254	28.390	27.719	26.033	230.3	16	1'49.113 P	30.300	28.459	28.088	22.266	230.8	
8	1'51.348	29.870	28.063	27.533	25.882	236.0	17	5'55.940	31.114	29.883	28.933	26.488	206.4	
9	1'51.530	29.948	28.238	27.465	25.879	233.3	18	1'50.397	29.695	28.165	26.927	25.610	228.2	
10	1'51.551	29.916	28.204	27.504	25.927	234.7	19	1'50.795	29.715	28.282	26.962	25.836	233.3	
11	1'51.789	30.073	28.185	27.467	26.064	230.8	20	1'50.678	29.442	28.126	27.173	25.937	234.2	
12	1'51.940	30.093	28.203	27.533	26.111	231.6	21	1'52.460	29.846	29.292	27.422	25.900	215.3	
13	1'51.796	30.005	28.218	27.614	25.959	230.3	14th 23 Elia BARTOLINI QJMotor Avintia Racin ITA							
14	1'52.198	30.189	28.291	27.579	26.139	229.9		Runs=2	Total laps=20	Full laps=14				
15	1'51.739	29.956	28.156	27.434	26.193	229.9	1	2'52.705	30.059	30.205	29.115	27.206	229.5	
16	1'52.033	29.980	28.313	27.688	26.052	230.8	2	1'56.103	31.850	29.363	28.266	26.624	229.1	
17	1'49.691 P	30.607	28.757	27.757	22.570	227.0	3	1'54.664	30.966	28.903	28.008	26.787	228.2	
18	11'54.849	31.395	28.410	27.303	26.258	228.7	4	1'53.807	30.540	28.557	28.025	26.685	229.9	
19	1'51.594	29.721	28.280	27.789	25.804	228.7	5	1'52.595	30.346	28.458	27.575	26.216	228.7	
20	1'50.409	29.665	27.876	27.178	25.690	234.2	6	1'52.294	30.288	28.535	27.469	26.002	229.1	
21	1'50.163	29.544	27.987	27.069	25.563	231.2	7	1'54.931	30.083	28.475	29.717	26.656	229.1	
12th 11 Sergio GARCIA Solunion GASGAS As SPA							8	1'52.721	30.139	28.605	27.539	26.438	228.7	
		Runs=2	Total laps=20	Full laps=14			9	1'49.766 P	30.378	28.932	28.799	21.657	228.7	
1	3'10.449	31.775	29.303	28.451	27.492	232.0	10	10'09.298 *	32.684	28.768	27.592*	26.149*	225.4	
2	1'54.266	30.837	28.970	27.842	26.617	232.9	11	1'51.623	30.059	28.098	27.522	25.944	231.2	
3	1'52.877	30.701	28.370	27.486	26.320	233.8	12	1'51.725	30.058	28.291	27.454	25.922	230.8	
4	1'52.072 *	30.10*	28.164	27.564	26.237	234.7	13	1'51.912 *	29.796	28.563	27.602*	25.951*	229.1	
5	1'51.918	30.108	28.139	27.510	26.161	236.9	14	1'51.896	30.020	28.282	27.467	26.127	229.9	
6	1'51.215	29.830	27.993	27.401	25.991	238.7	15	1'51.630	29.830	28.284	27.383	26.133	229.9	
7	1'51.800	29.913	28.124	27.411	26.352	237.8	16	1'48.249 P	30.258	28.484	28.118	21.389	227.0	
8	1'49.942 P	30.010	28.116	28.298	23.518	236.9	17	5'24.468	28.696	28.165	27.479	26.389	232.5	
9	8'29.326 *	29.423	28.727	27.795*	26.791*	230.3	18	1'50.678	29.804	27.725	27.353	25.796	235.5	
10	1'52.075	30.101	28.263	27.466	26.245	231.6	19	1'50.467	29.879	27.761	27.180	25.647	236.4	

Fastest Lap: Dennis FOGGIA Leopard Racing ITA **1'49.268** 29.459 27.658 26.785 25.366

These data/results cannot be reproduced, stored and/or transmitted in whole or in part by any manner of electronic, mechanical, photocopying, recording, broadcasting or otherwise now known or herein after developed without the previous express consent by the copyright owner, except for reproduction in daily press and regular printed publications on sale to the public within 60 days of the event related to those data/results and always provided that copyright symbol appears together as follows below.
© DORNA, 2022

Official MotoGP Timing by TISSOT
www.motogp.com

Terma de Río Hondo, Saturday, April 02, 2022 Page 3 of 6



Free Practice Nr. 1

Moto3

Lap	Lap Time	T1	T2	T3	T4	Speed	Lap	Lap Time	T1	T2	T3	T4	Speed
20	1'50.399	29.608	27.938	27.252	25.601	230.3	10	1'52.956	30.280	28.441	27.805	26.430	233.3
15th 48 Ivan ORTOLÁ Angeluss MTA Team SPA Runs=2 Total laps=20 Full laps=13							11	1'52.986	30.304	28.388	27.882	26.412	230.8
1	2'47.823	34.769	32.537	30.809	29.987	221.0	12	1'53.012	30.229	28.461	27.868	26.454	230.8
2	1'58.605	32.518	30.191	28.728	27.168	233.3	13	1'52.120 P	30.265	28.729	28.550*	24.576	230.3
3	1'55.225	30.933	29.021	28.177	27.094	234.7	14	12'29.801 *	29.116	28.252	27.368*	29.096*	232.9
4	1'54.330 *	30.745	29.166	27.801*	26.618*	229.1	15	1'50.595	29.720	27.807	27.212	25.856	234.7
5	1'53.427	30.426	28.890	27.735	26.376	233.3	16	1'50.552	29.708	27.906	27.211	25.727	233.8
6	1'53.158	30.392	29.095	27.642	26.029	229.5	17	1'53.910	29.562	27.905	27.284	29.159	236.0
7	1'53.047	30.131	28.673	27.908	26.335	231.6	18	1'52.204	29.775	28.288	27.842	26.299	236.4
8	1'52.685	30.362	28.568	27.502	26.253	234.7	18th 99 Carlos TATAY CFMOTO Racing Pru SPA Runs=3 Total laps=20 Full laps=13						
9	1'53.703	30.205	28.640	27.671	27.187	232.9	1	2'47.571	35.108	32.936	30.981	29.924	213.8
10	1'52.605 P	30.775	29.451	28.907	23.472	225.8	2	2'00.414	31.941	29.958	29.670	28.845	223.7
11	8'33.981	32.329	29.748	27.633	26.334	223.3	3	1'55.020	31.016	28.662	28.293	27.049	230.8
12	1'53.491	30.125	29.089	27.559	26.718	229.5	4	1'49.935 P	30.649	28.340	28.472	22.474	233.3
13	1'52.477	30.304	28.404	27.590	26.179	231.2	5	2'27.591	29.601	28.814	28.386	27.050	231.2
14	1'53.061	30.255	28.880	27.570	26.356	226.6	6	1'53.611	30.147	28.533	28.307	26.624	230.8
15	1'49.104 P	30.380	28.937	27.680	22.107	226.2	7	1'52.948	29.989	28.564	27.995	26.400	230.3
16	7'34.681 *	28.598	28.851	27.989*	26.505*	229.9	8	1'52.138	29.897	28.317	27.855	26.069	230.3
17	1'50.540	29.641	28.113	27.032	25.754	233.3	9	1'51.963	29.883	28.130	27.777	26.173	232.5
18	1'50.965	29.653	28.307	27.147	25.858	232.9	10	1'49.609 P	29.991	29.455	28.390	21.773	214.9
19	1'54.157 *	29.644	28.442	27.258*	28.813*	233.3	11	8'30.117	35.128	28.462	27.970	26.127	231.2
20	1'50.562	29.776	28.027	26.984	25.775	236.9	12	1'51.239	29.769	27.971	27.493	26.006	232.9
16th 66 Joel KELSO CIP Green Power AUS Runs=2 Total laps=17 Full laps=11							13	1'51.583	29.734	28.165	27.605	26.079	234.2
1	3'13.352	31.539	29.964	28.773	27.455	230.3	14	1'51.556	29.777	28.101	27.588	26.090	229.9
2	1'55.477	31.108	28.992	28.290	27.087	233.3	15	1'47.277 P	29.754	28.240	27.595	21.688	229.9
3	1'53.570	30.476	28.682	28.039	26.373	232.5	16	7'38.056	28.793	28.374	27.966	26.701	230.3
4	1'52.639 *	30.12*	28.528	27.657	26.331	232.5	17	1'50.962	29.581	28.172	27.330	25.879	232.9
5	1'52.399	30.114	28.504	27.502	26.279	232.0	18	1'50.569	29.465	27.897	27.357	25.850	232.0
6	1'52.354	30.056	28.306	27.613	26.379	233.8	19	1'51.336	29.597	28.194	27.462	26.083	231.2
7	1'49.680 P	30.156	28.767	27.853	22.904	230.3	20	1'52.671	29.687	28.044	27.566	27.374	232.5
8	11'47.777	30.528	29.268	28.015	26.587	226.6	19th 82 Stefano NEPA Angeluss MTA Team ITA Runs=2 Total laps=20 Full laps=14						
9	1'52.607	30.350	28.351	27.632	26.274	231.2	1	2'38.820	33.971	31.108	29.868	28.082	224.1
10	1'52.361	29.957	28.220	27.699	26.485	231.6	2	1'57.049	31.890	29.383	28.779	26.997	226.2
11	1'53.163 P	30.080	30.914	28.744	23.425	197.6	3	1'55.197	31.091	28.977	28.425	26.704	225.8
12	10'27.516	29.836	28.519	27.788	26.253	232.5	4	1'53.832	30.760	28.601	28.013	26.458	227.4
13	1'50.616	29.591	28.063	27.193	25.769	234.7	5	1'53.409	30.557	28.621	27.824	26.407	227.4
14	1'50.540	29.641	27.950	27.159	25.790	234.7	6	1'53.515	30.405	28.542	27.892	26.676	227.8
15	1'56.284	31.506	28.697	27.751	28.330	225.8	7	1'53.286	30.516	28.651	27.772	26.347	227.4
16	1'51.015	29.767	28.027	27.307	25.914	233.8	8	1'52.736	30.298	28.426	27.750	26.262	227.8
17	1'52.732	30.002	28.313	28.324	26.093	228.2	9	1'55.181 *	30.295	30.798	27.726*	26.362*	220.2
17th 54 Riccardo ROSSI SIC58 Squadra Corse ITA Runs=2 Total laps=18 Full laps=12							10	1'50.860 P	30.199	28.409	29.624	22.628	231.2
1	2'54.224	34.952	30.444	30.404	28.806	229.9	11	8'46.131 *	30.992	31.056	27.931*	26.445*	223.7
2	1'58.547	31.273	29.986	28.857	28.431	232.9	12	1'51.944	30.100	28.213	27.475	26.156	232.0
3	1'55.799	31.255	29.175	28.319	27.050	230.8	13	1'53.896	30.263	28.392	27.675	27.566	229.1
4	1'54.523 *	30.637	29.323	27.965*	26.598*	236.0	14	1'52.335	30.248	28.426	27.544	26.117	230.8
5	1'53.724	30.716	28.542	28.017	26.449	235.5	15	1'47.793 P	30.177	28.470	27.680	21.466	228.2
6	1'53.219	30.644	28.239	27.906	26.430	232.5	16	7'36.064 *	28.842	28.211	27.178*	25.958*	231.6
7	1'52.776 P	30.475	28.579	31.246*	22.476	232.9	17	1'50.889	29.722	28.098	27.228	25.841	233.3
8	7'14.881 *	30.846	30.972	28.214*	26.784*	198.5	18	1'50.624	29.777	27.845	27.242	25.760	236.0
9	1'53.640	30.421	28.720	28.018	26.481	230.8	19	1'53.243	29.697	28.116	27.130	28.300	234.2
							20	1'50.685	29.825	27.797	27.271	25.792	235.5

Fastest Lap: Dennis FOGGIA Leopard Racing ITA 1'49.268 29.459 27.658 26.785 25.366

These data/results cannot be reproduced, stored and/or transmitted in whole or in part by any manner of electronic, mechanical, photocopying, recording, broadcasting or otherwise now known or herein after developed without the previous express consent by the copyright owner, except for reproduction in daily press and regular printed publications on sale to the public within 60 days of the event related to those data/results and always provided that copyright symbol appears together as follows below.
© DORNA, 2022

Official MotoGP Timing by TISSOT
www.motogp.com

Terma de Río Hondo, Saturday, April 02, 2022 Page 4 of 6



Free Practice Nr. 1

Moto3

Lap	Lap Time	T1	T2	T3	T4	Speed	Lap	Lap Time	T1	T2	T3	T4	Speed		
20th	20	Lorenzo FELLON					SIC58 Squadra Corse FRA	9	1'49.107	P	30.120	28.978	27.643	22.366	229.1
		Runs=2	Total laps=19	Full laps=13			10	9'45.633		29.410	28.835	27.736	26.217	228.7	
1	2'51.994	30.751	29.341	29.742	28.002	232.5	11	1'53.130		30.154	28.608	27.971	26.397	224.5	
2	1'56.605	31.707	29.400	28.570	26.928	234.2	12	1'52.951		30.426	28.569	27.629	26.327	229.1	
3	1'55.504	31.019	28.886	28.306	27.293	236.9	13	1'52.967		30.026	28.853	27.641	26.447	224.1	
4	1'53.518 *	30.841	28.398	27.866*	26.413*	237.3	14	1'51.915	P	30.249	32.418	28.033	21.215	149.8	
5	1'53.346	30.471	28.495	27.864	26.516	236.9	15	7'08.554		29.496	28.687	27.843	26.099	228.2	
6	1'52.790	30.405	28.330	27.854	26.201	236.9	16	1'50.752		29.681	28.055	27.172	25.844	230.3	
7	1'52.655	30.134	28.397	27.672	26.452	235.1	17	1'50.966		29.675	28.100	27.420	25.771	232.0	
8	1'52.583	30.322	28.280	27.695	26.286	236.4	18	1'54.141		31.629	28.524	27.709	26.279	221.8	
9	1'50.811	P	31.628	29.170	27.983	236.0	19	1'46.682	P	29.868	28.482	27.653	20.679	225.8	
10	6'44.375 *	29.646	28.704	27.862*	26.790*	229.5	23rd 64 Mario AJI							Honda Team Asia	INA
11	1'52.571	30.317	28.368	27.624	26.262	233.8			Runs=2	Total laps=20	Full laps=13				
12	1'52.820	30.273	28.527	27.740	26.280	233.8	1	3'17.436 *		31.911	30.460	29.287*	27.890*	224.1	
13	1'52.177	30.038	28.297	27.733	26.109	233.8	2	1'56.313		31.421	29.516	28.237	27.139	225.0	
14	1'48.278	P	30.896	28.328	27.729	234.7	3	1'54.277		30.632	28.947	28.066	26.632	225.8	
15	10'49.577 *	54.719	33.355	29.517*	27.185*	178.4	4	1'54.156 *		30.68*	28.779	27.936	26.755	225.4	
16	1'50.653	29.752	28.047	27.106	25.748	234.7	5	1'53.606 *		30.277	28.756	27.737*	26.836*	224.5	
17	1'51.581	29.878	28.495	27.333	25.875	234.2	6	1'53.251		30.376	28.592	27.880	26.403	225.4	
18	1'50.969	29.831	28.070	27.191	25.877	235.5	7	1'52.963		30.237	28.696	27.696	26.334	224.1	
19	1'51.124	29.878	28.064	27.260	25.922	234.2	8	1'54.773		30.193	29.912	27.881	26.787	223.7	
21st 16 Andrea MIGNO							9	1'53.264		30.360	28.802	27.788	26.314	223.3	
		Runs=2	Total laps=21	Full laps=16			10	1'53.022	P	30.971	30.206	28.580	23.265	210.6	
1	3'08.007	32.655	30.099	28.836	27.126	229.9	11	11'08.267 *		30.520	29.995	31.980*	26.805*	220.6	
2	1'54.376	30.927	28.982	27.833	26.634	232.0	12	1'52.877		30.222	28.580	27.628	26.447	227.8	
3	1'52.606	30.360	28.301	27.747	26.198	232.5	13	1'55.882		31.047	28.838	29.222	26.775	227.4	
4	1'52.887	30.421	28.506	27.756	26.204	231.6	14	1'53.391		30.291	28.812	27.720	26.568	222.5	
5	1'52.748	30.145	28.658	27.707	26.238	232.9	15	1'52.794		30.257	28.602	27.656	26.279	221.8	
6	1'55.063	32.083	28.742	27.740	26.498	231.2	16	1'49.381	P	30.315	29.035	27.770*	22.261	220.2	
7	1'52.419	30.144	28.367	27.835	26.073	232.5	17	4'46.646 *		29.796	32.827	27.284*	26.131*	151.6	
8	1'52.185	30.022	28.343	27.474	26.346	232.9	18	1'50.972		29.488	28.002	27.457	26.025	227.4	
9	1'52.058	30.049	28.299	27.607	26.103	231.2	19	1'50.802		29.438	27.996	27.352	26.016	229.5	
10	1'48.895	P	30.229	28.651	28.149	232.0	20	1'51.771		29.861	28.199	27.480	26.231	231.2	
11	7'41.349	30.424	28.700	27.845	26.207	229.9	24th 43 Xavier ARTIGAS							CFMOTO Racing Pru	SPA
12	1'53.654	31.490	28.276	27.633	26.255	231.6			Runs=2	Total laps=19	Full laps=14				
13	1'56.398	30.033	31.240	28.937	26.188	230.8	1	2'52.337		32.763	32.269	32.726	30.477	227.4	
14	1'52.030	30.100	28.315	27.443	26.172	232.9	2	1'56.160		32.162	28.912	28.458	26.628	237.3	
15	1'50.796	P	30.076	30.479	28.796	232.9	3	1'54.726		30.869	28.784	28.249	26.824	237.8	
16	7'06.845	30.127	28.715	27.833	26.029	228.7	4	1'53.074		30.527	28.325	28.034	26.188	232.5	
17	1'50.772	29.742	28.019	27.233	25.778	229.9	5	1'52.315		30.242	28.342	27.744	25.987	233.8	
18	1'52.550	29.709	28.028	27.163	27.650	230.8	6	1'53.245		29.923	28.165	29.323	25.834	233.3	
19	1'54.296	31.711	28.429	27.660	26.496	231.6	7	1'51.296		29.885	28.111	27.360	25.940	235.1	
20	1'50.706	29.757	28.055	27.130	25.764	232.9	8	1'55.443		30.788	29.335	28.443	26.877	234.2	
21	1'52.920	31.190	28.159	27.785	25.786	231.2	9	1'49.842	P	30.260	28.576	27.783	23.223	236.4	
22nd 67 Alberto SURRA							10	10'51.409		35.575	28.447	27.907	26.129	232.5	
		Runs=3	Total laps=19	Full laps=13			11	1'51.838		30.050	28.104	27.548	26.136	232.9	
1	2'56.336	30.807	29.709	28.281	27.260	227.0	12	1'52.649		29.925	28.681	27.574	26.469	231.6	
2	1'53.886	30.406	28.629	28.259	26.592	230.3	13	1'52.132		30.069	28.387	27.628	26.048	232.0	
3	1'53.515	30.272	28.454	27.962	26.827	230.3	14	1'48.166	P	29.880	28.180	27.708	22.398	231.6	
4	1'53.474	30.534	28.774	27.830	26.336	230.8	15	7'34.923		29.345	30.175	28.836	27.096	210.9	
5	1'52.114	30.078	28.401	27.520	26.115	230.3	16	1'51.483		29.919	28.203	27.395	25.966	232.5	
6	1'53.884	31.590	28.417	27.639	26.238	230.8	17	1'51.512		29.709	28.271	27.507	26.025	231.6	
7	1'52.809	30.310	28.482	27.552	26.465	229.1	18	1'51.081		29.721	28.022	27.356	25.982	235.1	
8	1'52.219	30.168	28.499	27.547	26.005	229.1	19	1'52.025		30.132	28.140	27.515	26.238	234.7	

Fastest Lap: Dennis FOGGIA Leopard Racing ITA **1'49.268** 29.459 27.658 26.785 25.366

These data/results cannot be reproduced, stored and/or transmitted in whole or in part by any manner of electronic, mechanical, photocopying, recording, broadcasting or otherwise now known or herein after developed without the previous express consent by the copyright owner, except for reproduction in daily press and regular printed publications on sale to the public within 60 days of the event related to those data/results and always provided that copyright symbol appears together as follows below.
© DORNA, 2022

Official MotoGP Timing by TISSOT
www.motogp.com

Terma de Río Hondo, Saturday, April 02, 2022 Page 5 of 6



Free Practice Nr. 1

Moto3

Lap	Lap Time	T1	T2	T3	T4	Speed	Lap	Lap Time	T1	T2	T3	T4	Speed	
25th	22	Ana CARRASCO BOE SKX SPA						11	7'31.552	31.200	29.826	29.122	28.037	222.5
		Runs=2	Total laps=19		Full laps=13		12	1'53.626	30.466	28.840	27.867	26.453	224.5	
1	2'47.335	34.692	31.447	30.689	29.107	221.0	13	1'52.727	30.160	28.562	27.750	26.255	224.1	
2	1'59.872	32.799	30.261	29.269	27.543	227.8	14	1'50.315	P 31.985	28.759	28.197	21.374	222.9	
3	1'57.217	31.650	29.210	29.105	27.252	232.5	15	4'53.327	31.293	32.446	30.791	28.396	195.1	
4	1'55.001	31.152	28.785	28.432	26.632	236.0	16	1'51.357	29.806	28.152	27.377	26.022	230.8	
5	1'54.295	31.012	28.655	27.961	26.667	234.2	17	1'51.484	29.793	28.248	27.516	25.927	227.4	
6	1'53.769	30.563	28.651	27.861	26.694	233.8	18	1'56.468	* 32.201	30.971	27.318*	25.978*	207.8	
7	1'54.658	* 30.582	28.732	28.316*	27.028*	229.5	28th 72 Taiyo FURUSATO Honda Team Asia JPN							
8	1'56.533	30.718	28.889	29.697	27.229	231.6			Runs=2	Total laps=18		Full laps=12		
9	1'53.271	30.397	28.499	27.790	26.585	232.5	1	2'52.064	33.047	30.309	31.310	28.288	230.3	
10	1'53.050	30.406	28.431	27.788	26.425	232.5	2	1'58.271	* 32.126	29.484	29.038*	27.623*	232.0	
11	1'50.845	P 30.963	29.083	28.240	22.559	227.0	3	1'56.672	31.348	29.236	28.829	27.259	232.9	
12	11'27.735	33.415	29.361	30.907	31.301	225.8	4	1'55.818	31.314	28.943	28.658	26.903	236.4	
13	1'53.061	30.415	28.477	27.816	26.353	232.0	5	1'55.367	31.149	28.762	28.361	27.095	235.1	
14	1'52.925	30.343	28.475	27.755	26.352	229.1	6	1'51.653	P 30.994	28.889	28.234*	23.536	228.7	
15	1'49.871	P 30.436	29.147	28.220	22.068	224.1	7	10'25.121	31.303	29.624	28.916	27.082	227.4	
16	6'24.105	30.390	28.509	27.982	27.809	230.8	8	1'54.898	30.875	29.069	28.291	26.663	227.4	
17	1'51.680	29.959	28.208	27.471	26.042	230.3	9	1'53.999	30.764	28.607	28.126	26.502	228.7	
18	1'51.191	29.902	27.962	27.308	26.019	232.5	10	1'54.152	30.648	28.466	28.392	26.646	231.6	
19	1'51.980	30.045	28.282	27.612	26.041	233.3	11	1'54.388	30.675	28.588	28.450	26.675	231.2	
26th 70 Joshua WHATLEY VisionTrack Racing T GBR							12	1'53.924	30.589	28.854	28.035	26.446	226.6	
		Runs=2	Total laps=18		Full laps=13		13	1'53.758	30.561	28.716	28.006	26.475	226.2	
1	2'48.665	33.444	30.969	30.169	28.813	221.4	14	1'51.805	P 31.392	29.082	28.558	22.773	224.1	
2	1'58.223	32.201	30.056	29.011	26.955	230.8	15	8'41.496	* 31.520	28.776	27.850*	26.167*	231.6	
3	1'57.076	31.193	29.512	28.960	27.411	226.6	16	1'52.198	30.209	28.196	27.742	26.051	232.0	
4	1'54.775	31.099	28.654	28.149	26.873	234.2	17	1'52.253	30.236	28.354	27.595	26.068	231.2	
5	1'54.168	30.774	28.807	27.916	26.671	225.8	18	1'51.797	30.029	28.216	27.582	25.970	233.3	
6	1'58.427	32.714	30.901	28.101	26.711	183.7	29th 87 Gerard RIU MALE BOE SKX SPA							
7	1'53.751	30.517	28.726	27.882	26.626	227.8			Runs=2	Total laps=19		Full laps=14		
8	1'53.790	30.446	28.606	27.887	26.851	232.9	1	2'51.835	34.221	30.857	30.754	28.308	230.3	
9	1'52.816	30.356	28.513	27.768	26.179	231.2	2	1'58.735	32.518	29.470	29.446	27.301	235.5	
10	1'51.115	P 30.291	29.669	28.786	22.369	224.5	3	1'55.940	31.259	28.903	28.858	26.920	237.8	
11	8'07.320	34.787	30.600	36.222	31.725	205.4	4	1'55.738	31.662	28.765	28.557	26.754	237.8	
12	1'53.162	30.419	28.520	27.822	26.401	226.2	5	1'54.338	30.771	28.744	28.363	26.460	233.8	
13	1'51.594	P 30.292	28.868	29.048	23.386	222.5	6	1'54.091	30.730	28.767	28.090	26.504	231.6	
14	11'04.936	53.344	32.738	31.487	27.316	210.6	7	1'54.237	30.590	28.756	28.052	26.839	233.3	
15	1'51.491	29.937	28.394	27.340	25.820	229.1	8	1'50.720	P 30.294	28.510	28.057	23.859	234.2	
16	1'51.321	29.761	28.212	27.435	25.913	230.3	9	9'08.347	31.863	28.941	28.315	26.593	229.5	
17	1'53.151	29.928	28.498	28.659	26.066	229.9	10	1'53.547	30.400	28.925	27.928	26.294	229.9	
18	1'52.211	29.988	28.628	27.479	26.116	227.8	11	1'53.035	30.209	28.492	27.953	26.381	233.8	
27th 18 Matteo BERTELLE QJMotor Avintia Racin ITA							12	1'52.671	30.137	28.302	27.883	26.349	234.7	
		Runs=3	Total laps=18		Full laps=10		13	1'54.404	30.432	28.755	27.979	27.238	229.5	
1	2'49.422	36.611	31.244	30.925	28.332	227.0	14	1'53.136	30.559	28.486	27.787	26.304	232.5	
2	1'57.834	31.713	30.032	28.897	27.192	232.0	15	1'53.560	30.401	28.823	27.777	26.559	227.4	
3	1'56.086	30.921	29.283	28.756	27.126	229.9	16	1'50.974	P 31.629	29.063	28.248	22.034	226.2	
4	2'39.693	P 1'17.329	30.425	29.321	22.618	216.0	17	8'43.885	30.871	28.600	27.754	26.178	232.5	
5	8'23.358	32.174	32.254	31.381	27.044	212.3	18	1'52.212	29.982	28.449	27.752	26.029	232.0	
6	1'54.947	30.746	29.415	28.215	26.571	221.8	19	1'51.988	29.941	28.523	27.602	25.922	231.6	
7	1'54.381	31.228	29.243	27.625	26.285	225.4	Fastest Lap: Dennis FOGGIA Leopard Racing ITA 1'49.268 29.459 27.658 26.785 25.366							
8	1'52.697	30.151	28.386	27.816	26.344	228.7	These data/results cannot be reproduced, stored and/or transmitted in whole or in part by any manner of electronic, mechanical, photocopying, recording, broadcasting or otherwise now known or herein after developed without the previous express consent by the copyright owner, except for reproduction in daily press and regular printed publications on sale to the public within 60 days of the event related to those data/results and always provided that copyright symbol appears together as follows below.							
9	1'53.136	30.264	28.784	27.780	26.308	227.0	© DORNA, 2022							
10	1'52.297	P 30.335	29.418	30.773	21.771	226.2	Official MotoGP Timing by TISSOT www.motogp.com							

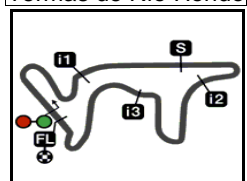
Fastest Lap: Dennis FOGGIA Leopard Racing ITA **1'49.268** 29.459 27.658 26.785 25.366

These data/results cannot be reproduced, stored and/or transmitted in whole or in part by any manner of electronic, mechanical, photocopying, recording, broadcasting or otherwise now known or herein after developed without the previous express consent by the copyright owner, except for reproduction in daily press and regular printed publications on sale to the public within 60 days of the event related to those data/results and always provided that copyright symbol appears together as follows below.
© DORNA, 2022

Official MotoGP Timing by TISSOT
www.motogp.com

Terma de Río Hondo, Saturday, April 02, 2022 Page 6 of 6





4806 m.

GRAN PREMIO MICHELIN® DE LA REPÚBLICA ARGENTINA

Free Practice Nr. 1

Best Partial Times

Moto3™

IT Ideal Lap Time, sum of the best partial times

BT Best Lap Time

T1		T2		T3		T4						
Pos	Rider	Time	Rider	Time	Rider	Time	Rider	Time	Pos	Rider	IT	BT
1	D.MOREIRA	29.316	I.GUEVARA	27.596	D.FOGGIA	26.785	D.FOGGIA	25.366	1	D.FOGGIA	1'49.116	1'49.268 (1)
2	D.FOGGIA	29.328	D.MOREIRA	27.635	D.MOREIRA	26.895	D.ÖNCÜ	25.414	2	D.MOREIRA	1'49.319	1'49.489 (3)
3	K.TOBA	29.354	D.FOGGIA	27.637	J.MASIA	26.920	I.GUEVARA	25.450	3	I.GUEVARA	1'49.355	1'49.373 (2)
4	I.GUEVARA	29.358	D.HOLGADO	27.674	R.YAMANAKA	26.923	D.MOREIRA	25.473	4	K.TOBA	1'49.526	1'49.591 (4)
5	M.AJI	29.438	K.TOBA	27.711	T.SUZUKI	26.924	T.SUZUKI	25.487	5	D.HOLGADO	1'49.652	1'49.769 (5)
6	S.OGDEN	29.442	E.BARTOLINI	27.725	K.TOBA	26.925	D.HOLGADO	25.491	6	D.ÖNCÜ	1'49.678	1'49.861 (7)
7	J.MASIA	29.444	T.SUZUKI	27.745	S.OGDEN	26.927	K.TOBA	25.536	7	T.SUZUKI	1'49.766	1'49.773 (6)
8	D.ÖNCÜ	29.449	D.ÖNCÜ	27.757	I.GUEVARA	26.951	A.SASAKI	25.549	8	R.YAMANAKA	1'49.799	1'49.934 (9)
9	D.HOLGADO	29.460	S.NEPA	27.797	A.SASAKI	26.962	A.FERNANDEZ	25.563	9	J.MASIA	1'49.860	1'49.934 (8)
10	C.TATAY	29.465	R.ROSSI	27.807	I.ORTOLÁ	26.984	R.YAMANAKA	25.564	10	A.SASAKI	1'49.946	1'49.980 (10)
11	R.YAMANAKA	29.501	R.YAMANAKA	27.811	D.HOLGADO	27.027	E.BARTOLINI	25.601	11	A.FERNANDEZ	1'50.052	1'50.163 (11)
12	A.SASAKI	29.519	S.GARCIA	27.853	S.GARCIA	27.043	S.OGDEN	25.610	12	S.GARCIA	1'50.096	1'50.318 (12)
13	A.FERNANDEZ	29.544	J.MASIA	27.856	D.ÖNCÜ	27.058	S.GARCIA	25.633	13	S.OGDEN	1'50.105	1'50.397 (13)
14	R.ROSSI	29.562	A.FERNANDEZ	27.876	A.FERNANDEZ	27.069	J.MASIA	25.640	14	E.BARTOLINI	1'50.114	1'50.399 (14)
15	S.GARCIA	29.567	C.TATAY	27.897	L.FELLON	27.106	R.ROSSI	25.727	15	R.ROSSI	1'50.307	1'50.552 (17)
16	J.KELSO	29.591	A.SASAKI	27.916	A.MIGNO	27.130	L.FELLON	25.748	16	S.NEPA	1'50.384	1'50.624 (19)
17	E.BARTOLINI	29.608	J.KELSO	27.950	S.NEPA	27.130	I.ORTOLÁ	25.754	17	I.ORTOLÁ	1'50.406	1'50.540 (15)
18	T.SUZUKI	29.610	A.CARRASCO	27.962	J.KELSO	27.159	S.NEPA	25.760	18	J.KELSO	1'50.469	1'50.540 (16)
19	I.ORTOLÁ	29.641	M.AJI	27.996	A.SURRA	27.172	A.MIGNO	25.764	19	C.TATAY	1'50.542	1'50.569 (18)
20	A.SURRA	29.675	A.MIGNO	28.019	E.BARTOLINI	27.180	J.KELSO	25.769	20	A.MIGNO	1'50.622	1'50.706 (21)
21	S.NEPA	29.697	X.ARTIGAS	28.022	R.ROSSI	27.211	A.SURRA	25.771	21	L.FELLON	1'50.653	1'50.653 (20)
22	A.MIGNO	29.709	I.ORTOLÁ	28.027	A.CARRASCO	27.308	J.WHATLEY	25.820	22	A.SURRA	1'50.673	1'50.752 (22)
23	X.ARTIGAS	29.709	L.FELLON	28.047	C.TATAY	27.330	X.ARTIGAS	25.834	23	M.AJI	1'50.802	1'50.802 (23)
24	L.FELLON	29.752	A.SURRA	28.055	J.WHATLEY	27.340	C.TATAY	25.850	24	X.ARTIGAS	1'50.921	1'51.081 (24)

These data/results cannot be reproduced, stored and/or transmitted in whole or in part by any manner of electronic, mechanical, photocopying, recording, broadcasting or otherwise now known or herein after developed without the previous express consent by the copyright owner, except for reproduction in daily press and regular printed publications on sale to the public within 60 days of the event related to those data/results and always provided that copyright symbol appears together as follows below.
© DORNA, 2022



4806 m.

GRAN PREMIO MICHELIN® DE LA REPÚBLICA ARGENTINA

Free Practice Nr. 1

Best Partial Times

IT Ideal Lap Time, sum of the best partial times

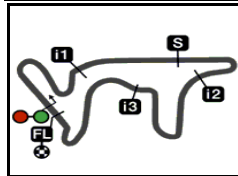
BT Best Lap Time

T1		T2		T3		T4				<i>IT</i>	<i>BT</i>	
<i>Pos</i>	<i>Rider</i>	<i>Time</i>	<i>Rider</i>	<i>Time</i>	<i>Rider</i>	<i>Time</i>	<i>Rider</i>	<i>Time</i>	<i>Pos</i>	<i>Rider</i>		
25	J.WHATLEY	29.761	S.OGDEN	28.126	M.AJI	27.352	G.RIU MALE	25.922	25	J.WHATLEY	1'51.133	1'51.321 (26)
26	M.BERTELLE	29.793	M.BERTELLE	28.152	X.ARTIGAS	27.356	M.BERTELLE	25.927	26	A.CARRASCO	1'51.191	1'51.191 (25)
27	A.CARRASCO	29.902	T.FURUSATO	28.196	M.BERTELLE	27.377	T.FURUSATO	25.970	27	M.BERTELLE	1'51.249	1'51.357 (27)
28	G.RIU MALE	29.941	J.WHATLEY	28.212	T.FURUSATO	27.582	M.AJI	26.016	28	G.RIU MALE	1'51.767	1'51.988 (29)
29	T.FURUSATO	30.029	G.RIU MALE	28.302	G.RIU MALE	27.602	A.CARRASCO	26.019	29	T.FURUSATO	1'51.777	1'51.797 (28)

These data/results cannot be reproduced, stored and/or transmitted in whole or in part by any manner of electronic, mechanical, photocopying, recording, broadcasting or otherwise now known or herein after developed without the previous express consent by the copyright owner, except for reproduction in daily press and regular printed publications on sale to the public within 60 days of the event related to those data/results and always provided that copyright symbol appears together as follows below.
© DORNA, 2022

Official MotoGP Timing by TISSOT
www.motogp.com





4806 m.

GRAN PREMIO MICHELIN® DE LA REPÚBLICA ARGENTINA

Free Practice Nr. 1

Fastest Laps Sequence

<i>Practice Time</i>	 <i>Rider</i>	<i>Nation</i>	<i>Motorcycle</i>	<i>Time</i>	<i>Km/h</i>	<i>Rider's Lap</i>
4'35.869	82 Stefano NEPA	ITA	KTM	1'57.049	147.8	2
4'44.431	96 Daniel HOLGADO	SPA	KTM	1'56.166	148.9	2
4'44.813	31 Adrian FERNANDEZ	SPA	KTM	1'55.848	149.3	2
4'49.479	53 Deniz ÖNCÜ	TUR	KTM	1'53.385	152.5	2
4'56.446	5 Jaume MASIA	SPA	KTM	1'52.509	153.7	2
6'47.898	5 Jaume MASIA	SPA	KTM	1'51.452	155.2	3
6'48.935	10 Diogo MOREIRA	BRA	KTM	1'51.314	155.4	3
10'30.678	5 Jaume MASIA	SPA	KTM	1'51.148	155.6	5
12'17.570	53 Deniz ÖNCÜ	TUR	KTM	1'50.720	156.2	6
14'12.131	5 Jaume MASIA	SPA	KTM	1'50.594	156.4	7
31'06.558	7 Dennis FOGGIA	ITA	HONDA	1'50.396	156.7	13
44'48.930	5 Jaume MASIA	SPA	KTM	1'50.063	157.1	16
44'49.203	96 Daniel HOLGADO	SPA	KTM	1'49.889	157.4	18
44'51.082	27 Kaito TOBA	JPN	KTM	1'49.814	157.5	15
45'16.743	28 Izan GUEVARA	SPA	GASGAS	1'49.373	158.1	17
47'14.857	7 Dennis FOGGIA	ITA	HONDA	1'49.268	158.3	17

These data/results cannot be reproduced, stored and/or transmitted in whole or in part by any manner of electronic, mechanical, photocopying, recording, broadcasting or otherwise now known or herein after developed without the previous express consent by the copyright owner, except for reproduction in daily press and regular printed publications on sale to the public within 60 days of the event related to those data/results and always provided that copyright symbol appears together as follows below.

© DORNA, 2022

Official MotoGP Timing by TISSOT
www.motogp.com

Termas de Río Hondo, Saturday, April 02, 2022

